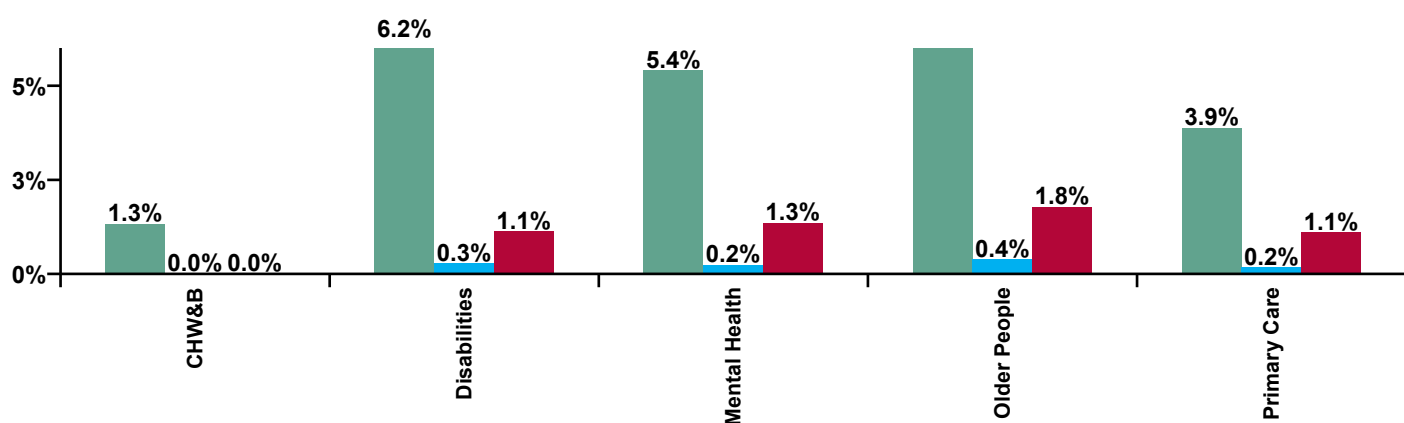


December 2020

CHO 1 Absence Rate - by Staff Category: Dec 2020	Certified absence	Self-certified absence	COVID-19 absence	Total absence rate	Certified	Self-certified	COVID-19
CHO 1	5.7%	0.3%	1.3%	7.3%	78.2%	3.6%	18.2%
Medical & Dental	2.5%	0.0%	1.5%	4.1%	61.0%	1.2%	37.8%
Nursing & Midwifery	6.0%	0.3%	1.4%	7.7%	77.9%	3.9%	18.2%
Health & Social Care Professionals	3.9%	0.1%	0.5%	4.5%	86.4%	2.1%	11.5%
Management & Administrative	4.3%	0.2%	1.0%	5.5%	77.8%	3.0%	19.2%
General Support	5.1%	0.2%	1.3%	6.5%	77.3%	2.3%	20.4%
Patient & Client Care	7.0%	0.4%	1.5%	8.9%	78.5%	4.0%	17.4%

CHO 1 Absence Rate - by Care Group: Dec 2020	Certified absence	Self-certified absence	COVID-19 absence	Total absence rate	Certified	Self-certified	COVID-19
CHO 1	5.7%	0.3%	1.3%	7.3%	78.2%	3.6%	18.2%
Community Health & Wellbeing	1.3%			1.3%	100.0%	0.0%	0.0%
Disabilities	6.2%	0.3%	1.1%	7.6%	81.7%	3.6%	14.7%
Older People	7.1%	0.4%	1.8%	9.2%	76.7%	4.1%	19.2%
Mental Health	5.4%	0.2%	1.3%	7.0%	77.3%	3.4%	19.3%
Primary Care	3.9%	0.2%	1.1%	5.1%	75.5%	3.1%	21.4%

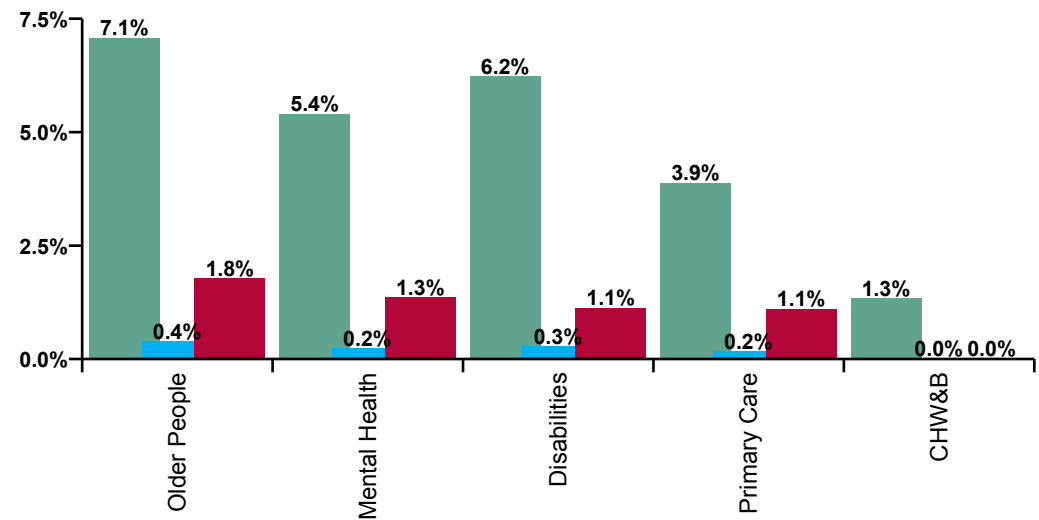
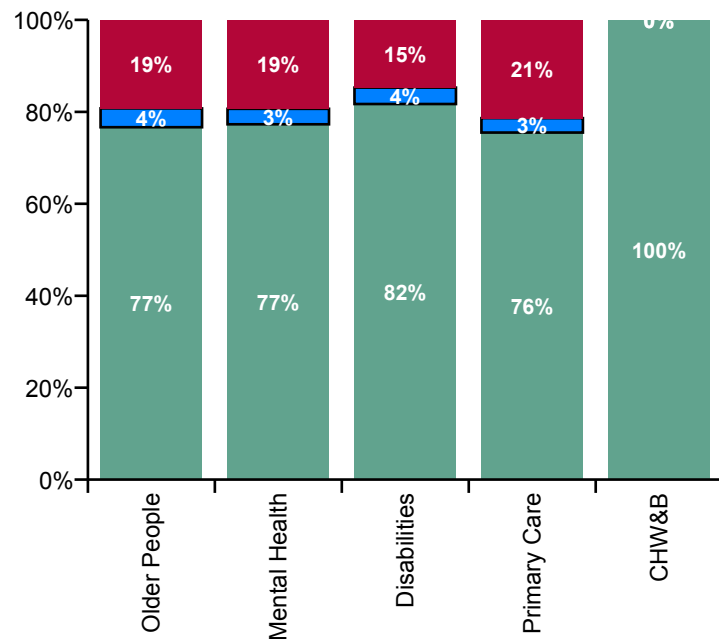
Certified, self-certified & COVID-19: Dec 2020



Legend

Certified absence
Self-certified absence
COVID-19 absence

CHO 1 Overall Absence Rate - by Care Group & Staff Category: Dec 2020	Medical & Dental	Nursing & Midwifery	Health & Social Care Professionals	Management & Administrative	General Support	Patient & Client Care	Certified absence	Self-certified absence	COVID-19 absence	Total absence
CHO 1	4.1%	7.7%	4.5%	5.5%	6.5%	8.9%	5.7%	0.3%	1.3%	7.3%
CHW&B		9.5%	0.0%	0.0%			1.3%	0.0%	0.0%	1.3%
Disabilities	0.0%	8.1%	3.5%	8.0%	1.3%	8.1%	6.2%	0.3%	1.1%	7.6%
Older People	0.0%	7.7%	4.4%	7.1%	9.3%	11.0%	7.1%	0.4%	1.8%	9.2%
Mental Health	6.3%	7.8%	5.4%	5.0%	8.4%	6.0%	5.4%	0.2%	1.3%	7.0%
Primary Care	2.8%	6.9%	4.5%	4.6%	3.8%	5.8%	3.9%	0.2%	1.1%	5.1%



Certified absence

Self-certified absence

COVID-19 absence

CHO 1 Absence Rate - by Care Group, Staff Category & Absence type: Dec 2020

Community Health & Wellbeing by Staff Category Dec 2020	Certified absence	Self-certified absence	COVID-19 absence	Total absence	Certified	Self-certified	COVID-19
Total	1.3%	0.0%	0.0%	1.3%	100.0%	0.0%	0.0%

Disabilities by Staff Category Dec 2020	Certified absence	Self-certified absence	COVID-19 absence	Total absence	Certified	Self-certified	COVID-19
Total	6.2%	0.3%	1.1%	7.6%	81.7%	3.6%	14.7%
Medical & Dental				0.0%			
Nursing & Midwifery	6.7%	0.3%	1.2%	8.1%	82.0%	3.2%	14.8%
Health & Social Care Professionals	2.2%	0.1%	1.2%	3.5%	62.1%	2.4%	35.4%
Management & Administrative	4.9%	0.1%	3.0%	8.0%	61.1%	0.6%	38.2%
General Support	0.7%	0.4%	0.3%	1.3%	51.7%	28.8%	19.6%
Patient & Client Care	6.9%	0.3%	0.9%	8.1%	84.9%	3.9%	11.2%

Older People by Staff Category Dec 2020	Certified absence	Self-certified absence	COVID-19 absence	Total absence	Certified	Self-certified	COVID-19
Total	7.1%	0.4%	1.8%	9.2%	76.7%	4.1%	19.2%
Medical & Dental				0.0%			
Nursing & Midwifery	6.2%	0.4%	1.1%	7.7%	80.5%	5.4%	14.1%
Health & Social Care Professionals	3.7%	0.2%	0.5%	4.4%	83.4%	4.1%	12.4%
Management & Administrative	6.6%	0.3%	0.2%	7.1%	92.3%	4.4%	3.3%
General Support	8.1%	0.1%	1.1%	9.3%	86.9%	1.1%	12.0%
Patient & Client Care	7.9%	0.4%	2.7%	11.0%	71.2%	4.0%	24.8%

Mental Health by Staff Category Dec 2020	Certified absence	Self-certified absence	COVID-19 absence	Total absence	Certified	Self-certified	COVID-19
Total	5.4%	0.2%	1.3%	7.0%	77.3%	3.4%	19.3%
Medical & Dental	3.6%	0.1%	2.6%	6.3%	57.8%	0.9%	41.4%
Nursing & Midwifery	5.9%	0.3%	1.6%	7.8%	76.3%	3.5%	20.2%
Health & Social Care Professionals	5.0%	0.1%	0.3%	5.4%	91.9%	1.8%	6.3%
Management & Administrative	4.5%	0.3%	0.2%	5.0%	89.7%	6.3%	4.0%
General Support	5.7%	0.2%	2.4%	8.4%	68.4%	2.7%	28.9%
Patient & Client Care	5.3%	0.3%	0.4%	6.0%	88.8%	4.5%	6.6%

Primary Care by Staff Category Dec 2020	Certified absence	Self-certified absence	COVID-19 absence	Total absence	Certified	Self-certified	COVID-19
Total	3.9%	0.2%	1.1%	5.1%	75.5%	3.1%	21.4%
Medical & Dental	1.9%	0.1%	0.8%	2.8%	68.2%	2.0%	29.8%
Nursing & Midwifery	4.7%	0.3%	1.9%	6.9%	68.8%	4.0%	27.2%
Health & Social Care Professionals	4.0%	0.1%	0.4%	4.5%	89.8%	2.0%	8.2%
Management & Administrative	3.4%	0.1%	1.0%	4.6%	74.7%	2.3%	22.9%
General Support	2.5%	0.0%	1.3%	3.8%	65.6%	0.0%	34.4%
Patient & Client Care	4.7%	0.3%	0.8%	5.8%	81.0%	5.0%	14.0%

CHO 1 Absence Rate - by Staff Category & Care Group	CHW&B	Disabilities	Mental Health	Older People	Primary Care	Total absence	Certified absence	Self-certified absence	COVID-19 absence
CHO 1: 2020 overall	0.5%	7.1%	6.9%	8.9%	5.6%	7.2%	5.6%	0.3%	1.2%
Medical & Dental		0.0%	4.4%	2.0%	3.4%	3.7%	2.5%	0.1%	1.1%
Nursing & Midwifery		2.7%	8.2%	7.3%	8.5%	7.0%	6.1%	0.3%	1.4%
Health & Social Care Professionals		0.0%	4.1%	5.4%	3.9%	5.3%	4.1%	0.2%	0.7%
Management & Administrative		0.4%	3.5%	6.7%	5.8%	5.6%	4.5%	0.2%	0.7%
General Support			4.8%	6.8%	10.1%	4.1%	5.9%	0.2%	0.9%
Patient & Client Care		1.4%	7.4%	9.1%	9.8%	5.2%	6.4%	0.3%	1.5%
Total December:	1.3%	7.6%	7.0%	9.2%	5.1%	7.3%	5.7%	0.3%	1.3%
Medical & Dental		0.0%	6.3%	0.0%	2.8%	4.1%	2.5%	0.0%	1.5%
Nursing & Midwifery	9.5%	8.1%	7.8%	7.7%	6.9%	7.7%	6.0%	0.3%	1.4%
Health & Social Care Professionals	0.0%	3.5%	5.4%	4.4%	4.5%	4.5%	3.9%	0.1%	0.5%
Management & Administrative	0.0%	8.0%	5.0%	7.1%	4.6%	5.5%	4.3%	0.2%	1.0%
General Support		1.3%	8.4%	9.3%	3.8%	6.5%	5.1%	0.2%	1.3%
Patient & Client Care		8.1%	6.0%	11.0%	5.8%	8.9%	7.0%	0.4%	1.5%
Total November:	0.0%	7.2%	6.5%	8.1%	4.7%	6.7%	5.4%	0.2%	1.1%
Medical & Dental		0.0%	5.8%	0.0%	3.4%	4.1%	2.9%	0.1%	1.1%
Nursing & Midwifery	0.0%	8.1%	7.8%	7.3%	6.2%	7.5%	5.9%	0.3%	1.3%
Health & Social Care Professionals	0.0%	4.4%	5.3%	5.7%	3.7%	4.3%	3.7%	0.2%	0.4%
Management & Administrative	0.0%	4.4%	4.1%	6.9%	4.3%	4.6%	4.0%	0.2%	0.4%
General Support		2.9%	5.6%	8.1%	6.0%	6.2%	4.7%	0.2%	1.2%
Patient & Client Care		7.5%	5.1%	9.3%	4.4%	7.8%	6.3%	0.3%	1.3%
Total October:	0.6%	8.6%	6.9%	9.7%	6.4%	8.0%	5.7%	0.3%	2.0%
Medical & Dental		0.0%	8.5%	0.0%	4.9%	6.1%	4.6%	0.1%	1.3%
Nursing & Midwifery	0.0%	10.2%	8.2%	8.6%	9.4%	9.1%	6.4%	0.3%	2.4%
Health & Social Care Professionals	0.0%	7.3%	4.5%	6.6%	4.6%	5.1%	4.2%	0.1%	0.8%
Management & Administrative	0.7%	3.8%	5.1%	5.9%	6.0%	5.4%	3.9%	0.1%	1.4%
General Support		5.1%	3.7%	12.7%	3.6%	7.2%	4.6%	0.3%	2.4%
Patient & Client Care		8.5%	6.4%	10.9%	6.5%	9.2%	6.5%	0.3%	2.3%
Total September:	0.7%	7.6%	6.7%	9.2%	6.0%	7.4%	6.1%	0.3%	1.0%
Medical & Dental		0.0%	5.4%	0.0%	3.9%	4.2%	2.9%	0.1%	1.1%
Nursing & Midwifery		9.6%	6.6%	8.2%	7.0%	7.9%	6.5%	0.3%	1.1%
Health & Social Care Professionals		6.1%	6.4%	5.7%	5.7%	5.9%	5.0%	0.2%	0.7%
Management & Administrative	0.7%	3.2%	6.5%	6.5%	5.9%	5.6%	5.0%	0.3%	0.4%
General Support		5.6%	5.7%	11.9%	2.7%	7.3%	6.5%	0.3%	0.4%
Patient & Client Care		7.3%	9.6%	10.1%	8.1%	8.6%	6.9%	0.4%	1.3%
Total August:	0.0%	7.0%	6.2%	7.8%	5.1%	6.7%	5.9%	0.3%	0.5%
Medical & Dental		0.0%	4.8%	0.0%	2.6%	3.3%	2.4%	0.1%	0.7%
Nursing & Midwifery		7.9%	6.5%	6.5%	5.7%	6.8%	6.0%	0.3%	0.5%
Health & Social Care Professionals		4.6%	6.6%	0.3%	4.8%	4.9%	4.5%	0.1%	0.3%
Management & Administrative	0.0%	2.8%	5.2%	5.9%	5.3%	5.0%	4.7%	0.1%	0.2%
General Support		7.3%	4.6%	10.4%	2.5%	6.7%	6.5%	0.2%	0.1%
Patient & Client Care	0.0%	7.1%	9.1%	8.8%	8.1%	7.9%	6.7%	0.4%	0.9%
Total July:	0.0%	6.1%	6.0%	7.2%	4.5%	6.0%	5.4%	0.3%	0.4%
Medical & Dental		0.0%	2.8%	3.1%	1.3%	2.0%	1.6%	0.1%	0.4%
Nursing & Midwifery		6.9%	6.6%	5.7%	6.3%	6.4%	5.9%	0.3%	0.3%
Health & Social Care Professionals		2.1%	4.1%	0.0%	4.1%	3.5%	3.2%	0.1%	0.2%
Management & Administrative	0.0%	1.8%	4.6%	5.8%	4.0%	4.0%	3.6%	0.1%	0.2%
General Support		6.1%	7.4%	10.8%	2.6%	7.2%	6.6%	0.2%	0.4%
Patient & Client Care	0.0%	6.5%	9.1%	8.0%	5.4%	7.2%	6.3%	0.3%	0.6%
Total June:	0.0%	5.6%	5.5%	7.4%	4.5%	5.8%	5.2%	0.2%	0.4%
Medical & Dental		0.0%	0.1%	4.3%	1.3%	1.0%	0.9%	0.1%	
Nursing & Midwifery		5.5%	5.5%	7.4%	6.2%	6.1%	5.4%	0.3%	0.3%
Health & Social Care Professionals		1.8%	2.4%	1.3%	4.6%	3.4%	3.1%	0.2%	0.1%
Management & Administrative	0.0%	1.5%	5.5%	4.1%	4.4%	4.0%	3.7%	0.1%	0.2%
General Support		4.3%	8.1%	9.5%	2.7%	6.7%	6.5%	0.1%	
Patient & Client Care	0.0%	6.8%	12.0%	7.7%	2.8%	7.2%	6.3%	0.2%	0.7%
Total May:	0.0%	6.2%	6.1%	12.1%	5.1%	7.5%	5.6%	0.2%	1.6%
Medical & Dental		0.0%	1.2%	4.3%	3.2%	2.4%	1.4%	0.1%	0.9%
Nursing & Midwifery		6.6%	6.0%	12.4%	6.4%	7.8%	5.7%	0.3%	1.8%
Health & Social Care Professionals		2.0%	3.7%	0.0%	4.8%	3.7%	3.0%	0.1%	0.6%
Management & Administrative	0.0%	2.4%	7.1%	5.2%	5.7%	5.3%	4.3%	0.1%	0.9%
General Support		4.8%	7.3%	10.2%	4.0%	7.3%	6.0%	0.1%	1.2%
Patient & Client Care	0.0%	7.0%	11.7%	14.0%	2.2%	9.7%	7.2%	0.2%	2.2%
Total April:	0.0%	8.8%	8.7%	14.8%	7.7%	10.1%	6.0%	0.1%	3.9%
Medical & Dental		0.0%	6.1%	3.9%	5.2%	5.4%	2.3%	0.0%	3.1%
Nursing & Midwifery		9.7%	9.2%	17.3%	10.1%	11.4%	6.5%	0.1%	4.8%
Health & Social Care Professionals		4.1%	4.7%	3.7%	7.3%	5.9%	3.6%	0.0%	2.3%
Management & Administrative	0.0%	3.2%	10.4%	7.3%	8.0%	7.4%	4.9%	0.1%	2.5%
General Support		5.3%	6.7%	14.1%	4.9%	8.8%	6.6%	0.1%	2.1%
Patient & Client Care	0.0%	9.7%	13.3%	15.4%	4.8%	11.8%	6.9%	0.2%	4.6%
Total March:	0.0%	9.2%	9.8%	8.1%	8.5%	8.8%	6.1%	0.3%	2.5%
Medical & Dental		0.0%	9.0%	4.4%	5.6%	6.9%	4.3%	0.1%	2.5%
Nursing & Midwifery		10.7%	10.2%	8.2%	9.7%	9.8%	6.6%	0.3%	2.8%
Health & Social Care Professionals		7.0%	7.3%	6.0%	9.7%	8.5%	5.2%	0.1%	3.1%
Management & Administrative	0.0%	5.3%	11.1%	5.8%	7.7%	7.5%	5.6%	0.2%	1.7%
General Support		5.0%	8.3%	10.7%	7.9%	8.6%	6.5%	0.3%	1.8%
Patient & Client Care	0.0%	9.3%	10.5%	8.0%	6.8%	8.7%	6.0%	0.3%	2.4%
Total February:	0.9%	5.5%	6.2%	6.1%	4.8%	5.6%	5.2%	0.4%	
Medical & Dental		0.0%	1.3%	2.9%	3.3%	2.3%	2.1%	0.3%	
Nursing & Midwifery		7.2%	6.3%	6.3%	5.2%	6.4%	5.8%	0.6%	
Health & Social Care Professionals		2.8%	6.0%	7.0%	4.8%	4.9%	4.6%	0.3%	
Management & Administrative	0.9%	4.0%	8.5%	3.8%	5.2%	5.3%	5.0%	0.3%	
General Support		3.6%	7.3%	7.0%	4.4%	5.9%	5.6%	0.3%	
Patient & Client Care	0.0%	4.9%	6.9%	6.2%	4.2%	5.4%	5.0%	0.5%	
Total January:	1.5%	6.2%	6.7%	6.4%	5.1%	6.1%	5.5%	0.6%	
Medical & Dental		0.0%	0.8%	0.9%	3.2%	1.9%	1.8%	0.1%	
Nursing & Midwifery		7.6%	6.6%	6.0%	4.9%	6.4%	5.9%	0.6%	
Health & Social Care Professionals	0.0%	3.6%	8.7%	4.8%	5.3%	5.7%	5.1%	0.6%	
Management & Administrative	1.4%	1.6%	6.9%	4.8%	6.3%	5.3%	4.9%	0.4%	
General Support		6.4%	7.4%	6.3%	4.1%	6.1%	5.6%	0.5%	
Patient & Client Care	9.3%	6.0%	9.6%	7.3%	3.0%	6.5%	5.8%	0.7%	
CHO 1: 2019 overall		7.2%	6.1%	6.1%	5.8%	6.4%	5.9%	0.5%	
Medical & Dental		0.6%	1.5%	0.0%	2.2%	1.7%	1.5%	0.2%	
Nursing & Midwifery		9.7%	6.3%	5.5%	7.4%	7.2%	6.6%	0.6%	
Health & Social Care Professionals		3.1%	5.4%	5.7%	4.8%	4.7%	4.3%	0.4%	
Management & Administrative		1.5%	6.1%	4.6%	5.7%	4.9%	4.6%	0.3%	
General Support		4.7%	8.7%	6.1%	6.7%	6.5%	6.2%	0.3%	
Patient & Client Care		7.2%	7.7%	7.0%	6.0%	7.1%	6.6%	0.4%	