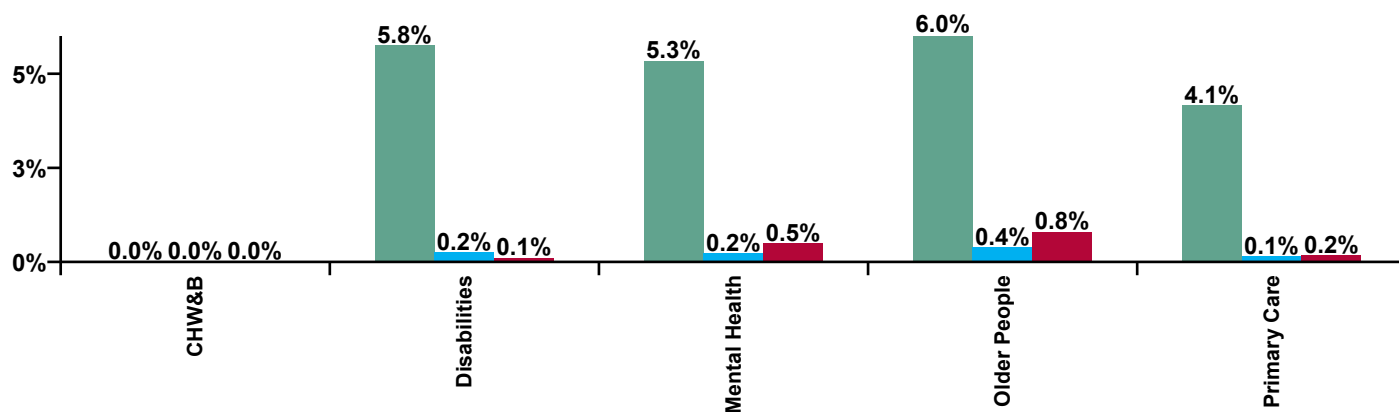


July 2020

CHO 1 Absence Rate - by Staff Category: Jul 2020	Certified absence	Self-certified absence	COVID-19 absence	Total absence rate	Certified	Self-certified	COVID-19
CHO 1	5.4%	0.3%	0.4%	6.0%	89.5%	4.2%	6.3%
Medical & Dental	1.6%	0.1%	0.4%	2.0%	77.0%	4.1%	18.9%
Nursing & Midwifery	5.9%	0.3%	0.3%	6.4%	91.1%	4.5%	4.4%
Health & Social Care Professionals	3.2%	0.1%	0.2%	3.5%	90.3%	3.1%	6.6%
Management & Administrative	3.6%	0.1%	0.2%	4.0%	91.4%	2.8%	5.7%
General Support	6.6%	0.2%	0.4%	7.2%	91.4%	2.7%	5.9%
Patient & Client Care	6.3%	0.3%	0.6%	7.2%	87.5%	4.7%	7.7%

CHO 1 Absence Rate - by Care Group: Jul 2020	Certified absence	Self-certified absence	COVID-19 absence	Total absence rate	Certified	Self-certified	COVID-19
CHO 1	5.4%	0.3%	0.4%	6.0%	89.5%	4.2%	6.3%
Community Health & Wellbeing							
Disabilities	5.8%	0.2%	0.1%	6.1%	94.3%	4.1%	1.6%
Older People	6.0%	0.4%	0.8%	7.2%	83.8%	5.2%	11.0%
Mental Health	5.3%	0.2%	0.5%	6.0%	88.3%	3.6%	8.0%
Primary Care	4.1%	0.1%	0.2%	4.5%	92.8%	3.2%	3.9%

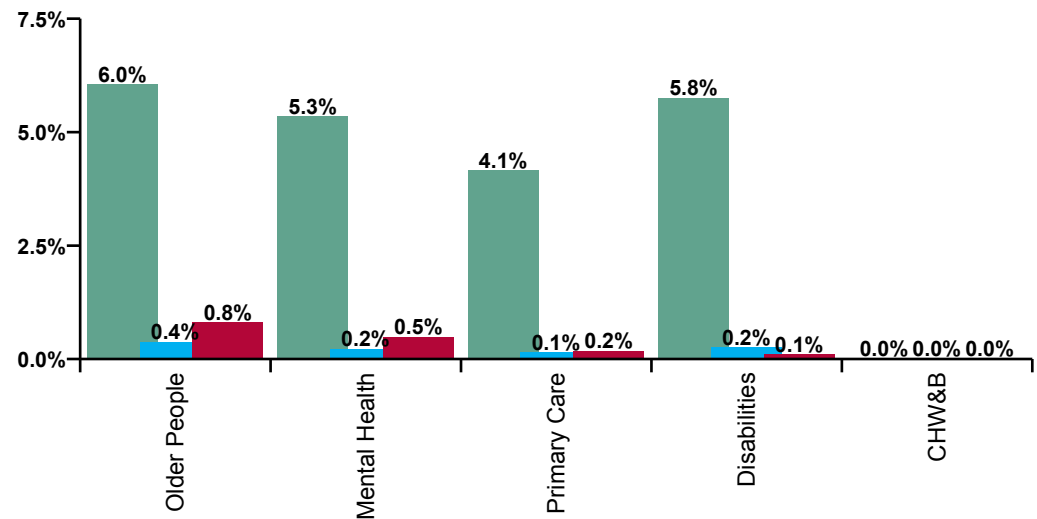
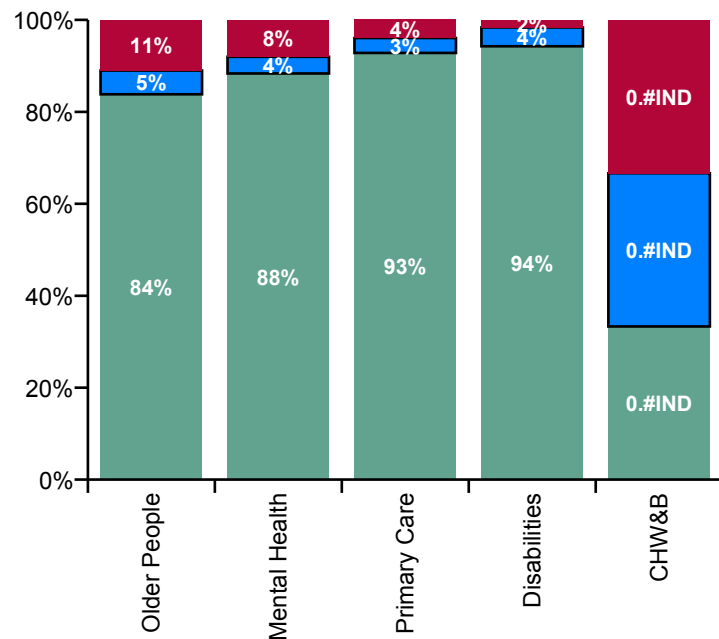
Certified, self-certified & COVID-19: Jul 2020



Legend

Certified absence
Self-certified absence
COVID-19 absence

CHO 1 Overall Absence Rate - by Care Group & Staff Category: Jul 2020	Medical & Dental	Nursing & Midwifery	Health & Social Care Professionals	Management & Administrative	General Support	Patient & Client Care	Certified absence	Self-certified absence	COVID-19 absence	Total absence
CHO 1	2.0%	6.4%	3.5%	4.0%	7.2%	7.2%	5.4%	0.3%	0.4%	6.0%
CHW&B				0.0%		0.0%	0.0%	0.0%	0.0%	0.0%
Disabilities	0.0%	6.9%	2.1%	1.8%	6.1%	6.5%	5.8%	0.2%	0.1%	6.1%
Older People	3.1%	5.7%	0.0%	5.8%	10.8%	8.0%	6.0%	0.4%	0.8%	7.2%
Mental Health	2.8%	6.6%	4.1%	4.6%	7.4%	9.1%	5.3%	0.2%	0.5%	6.0%
Primary Care	1.3%	6.3%	4.1%	4.0%	2.6%	5.4%	4.1%	0.1%	0.2%	4.5%



Certified absence

Self-certified absence

COVID-19 absence

CHO 1 Absence Rate - by Care Group, Staff Category & Absence type: Jul 2020

Community Health & Wellbeing by Staff Category Jul 2020	Certified absence	Self-certified absence	COVID-19 absence	Total absence	Certified	Self-certified	COVID-19
Total	0.0%	0.0%	0.0%	0.0%			

Disabilities by Staff Category Jul 2020	Certified absence	Self-certified absence	COVID-19 absence	Total absence	Certified	Self-certified	COVID-19
Total	5.8%	0.2%	0.1%	6.1%	94.3%	4.1%	1.6%
Medical & Dental				0.0%			
Nursing & Midwifery	6.6%	0.3%	0.1%	6.9%	95.4%	3.9%	0.7%
Health & Social Care Professionals	1.5%	0.3%	0.3%	2.1%	70.8%	15.7%	13.6%
Management & Administrative	1.8%	0.0%	0.0%	1.8%	100.0%	0.0%	0.0%
General Support	6.1%	0.0%	0.0%	6.1%	99.5%	0.5%	0.0%
Patient & Client Care	6.1%	0.3%	0.1%	6.5%	93.8%	4.2%	2.0%

Older People by Staff Category Jul 2020	Certified absence	Self-certified absence	COVID-19 absence	Total absence	Certified	Self-certified	COVID-19
Total	6.0%	0.4%	0.8%	7.2%	83.8%	5.2%	11.0%
Medical & Dental	3.1%	0.0%	0.0%	3.1%	100.0%	0.0%	0.0%
Nursing & Midwifery	5.0%	0.4%	0.4%	5.7%	87.1%	6.3%	6.6%
Health & Social Care Professionals	0.0%	0.0%	0.0%	0.0%			
Management & Administrative	4.5%	0.2%	1.2%	5.8%	76.8%	3.0%	20.2%
General Support	9.6%	0.3%	0.8%	10.8%	89.0%	3.1%	7.8%
Patient & Client Care	6.6%	0.4%	1.0%	8.0%	81.8%	5.5%	12.7%

Mental Health by Staff Category Jul 2020	Certified absence	Self-certified absence	COVID-19 absence	Total absence	Certified	Self-certified	COVID-19
Total	5.3%	0.2%	0.5%	6.0%	88.3%	3.6%	8.0%
Medical & Dental	1.7%	0.2%	0.9%	2.8%	59.5%	7.3%	33.2%
Nursing & Midwifery	5.9%	0.3%	0.4%	6.6%	89.8%	4.2%	6.0%
Health & Social Care Professionals	4.0%	0.1%	0.0%	4.1%	97.7%	2.3%	0.0%
Management & Administrative	4.3%	0.1%	0.2%	4.6%	93.1%	2.3%	4.6%
General Support	6.7%	0.2%	0.5%	7.4%	90.0%	3.1%	6.9%
Patient & Client Care	7.3%	0.2%	1.6%	9.1%	80.1%	2.3%	17.6%

Primary Care by Staff Category Jul 2020	Certified absence	Self-certified absence	COVID-19 absence	Total absence	Certified	Self-certified	COVID-19
Total	4.1%	0.1%	0.2%	4.5%	92.8%	3.2%	3.9%
Medical & Dental	1.3%	0.0%	0.0%	1.3%	100.0%	0.0%	0.0%
Nursing & Midwifery	5.8%	0.2%	0.4%	6.3%	90.7%	3.7%	5.7%
Health & Social Care Professionals	3.7%	0.1%	0.3%	4.1%	90.5%	1.3%	8.1%
Management & Administrative	3.8%	0.1%	0.0%	4.0%	96.6%	3.4%	0.0%
General Support	2.5%	0.1%	0.0%	2.6%	97.6%	2.4%	0.0%
Patient & Client Care	5.1%	0.3%	0.0%	5.4%	92.9%	6.2%	0.9%

CHO 1 Absence Rate - by Staff Category & Care Group	CHW&B	Disabilities	Mental Health	Older People	Primary Care	Total absence	Certified absence	Self-certified absence	COVID-19 absence
CHO 1: 2020 overall	0.5%	6.8%	7.0%	8.9%	5.7%	7.1%	5.6%	0.3%	1.3%
<i>Medical & Dental</i>		0.0%	3.1%	3.4%	3.3%	3.2%	2.0%	0.1%	1.0%
<i>Nursing & Midwifery</i>		7.7%	7.2%	9.1%	7.0%	7.8%	6.0%	0.3%	1.4%
<i>Health & Social Care Professionals</i>	0.0%	3.3%	5.2%	3.2%	5.8%	5.1%	4.0%	0.2%	0.9%
<i>Management & Administrative</i>	0.5%	2.8%	7.7%	5.3%	5.9%	5.5%	4.6%	0.2%	0.8%
<i>General Support</i>		5.1%	7.6%	9.8%	4.3%	7.3%	6.2%	0.2%	0.8%
<i>Patient & Client Care</i>	1.5%	7.2%	10.5%	9.6%	4.2%	8.1%	6.2%	0.4%	1.5%
Total July:	0.0%	6.1%	6.0%	7.2%	4.5%	6.0%	5.4%	0.3%	0.4%
Medical & Dental		0.0%	2.8%	3.1%	1.3%	2.0%	1.6%	0.1%	0.4%
Nursing & Midwifery		6.9%	6.6%	5.7%	6.3%	6.4%	5.9%	0.3%	0.3%
Health & Social Care Professionals		2.1%	4.1%	0.0%	4.1%	3.5%	3.2%	0.1%	0.2%
Management & Administrative	0.0%	1.8%	4.6%	5.8%	4.0%	4.0%	3.6%	0.1%	0.2%
General Support		6.1%	7.4%	10.8%	2.6%	7.2%	6.6%	0.2%	0.4%
Patient & Client Care	0.0%	6.5%	9.1%	8.0%	5.4%	7.2%	6.3%	0.3%	0.6%
Total June:	0.0%	5.6%	5.5%	7.4%	4.5%	5.8%	5.2%	0.2%	0.4%
Medical & Dental		0.0%	0.1%	4.3%	1.3%	1.0%	0.9%	0.1%	
Nursing & Midwifery		5.5%	5.5%	7.4%	6.2%	6.1%	5.4%	0.3%	0.3%
Health & Social Care Professionals		1.8%	2.4%	1.3%	4.6%	3.4%	3.1%	0.2%	0.1%
Management & Administrative	0.0%	1.5%	5.5%	4.1%	4.4%	4.0%	3.7%	0.1%	0.2%
General Support		4.3%	8.1%	9.5%	2.7%	6.7%	6.5%	0.1%	
Patient & Client Care	0.0%	6.8%	12.0%	7.7%	2.8%	7.2%	6.3%	0.2%	0.7%
Total May:	0.0%	6.2%	6.1%	12.1%	5.1%	7.5%	5.6%	0.2%	1.6%
Medical & Dental		0.0%	1.2%	4.3%	3.2%	2.4%	1.4%	0.1%	0.9%
Nursing & Midwifery		6.6%	6.0%	12.4%	6.4%	7.8%	5.7%	0.3%	1.8%
Health & Social Care Professionals		2.0%	3.7%	0.0%	4.8%	3.7%	3.0%	0.1%	0.6%
Management & Administrative	0.0%	2.4%	7.1%	5.2%	5.7%	5.3%	4.3%	0.1%	0.9%
General Support		4.8%	7.8%	10.2%	4.0%	7.3%	6.0%	0.1%	1.2%
Patient & Client Care	0.0%	7.0%	11.7%	14.0%	2.2%	9.7%	7.2%	0.2%	2.2%
Total April:	0.0%	8.8%	8.7%	14.8%	7.7%	10.1%	6.0%	0.1%	3.9%
Medical & Dental		0.0%	6.1%	3.9%	5.2%	5.4%	2.3%	0.0%	3.1%
Nursing & Midwifery		9.7%	9.2%	17.3%	10.1%	11.4%	6.5%	0.1%	4.8%
Health & Social Care Professionals		4.1%	4.7%	3.7%	7.3%	5.9%	3.6%	0.0%	2.3%
Management & Administrative	0.0%	3.2%	10.4%	7.3%	8.0%	7.4%	4.9%	0.1%	2.5%
General Support		5.3%	6.7%	14.1%	4.9%	8.8%	6.6%	0.1%	2.1%
Patient & Client Care	0.0%	9.7%	13.3%	15.4%	4.8%	11.8%	6.9%	0.2%	4.6%
Total March:	0.0%	9.2%	9.8%	8.1%	8.5%	8.8%	6.1%	0.3%	2.5%
Medical & Dental		0.0%	9.0%	4.4%	5.6%	6.9%	4.3%	0.1%	2.5%
Nursing & Midwifery		10.7%	10.2%	8.2%	9.7%	9.8%	6.6%	0.3%	2.8%
Health & Social Care Professionals		7.0%	7.3%	6.0%	9.7%	8.5%	5.2%	0.1%	3.1%
Management & Administrative	0.0%	5.3%	11.1%	5.8%	7.7%	7.5%	5.6%	0.2%	1.7%
General Support		5.0%	8.3%	10.7%	7.9%	8.6%	6.5%	0.3%	1.8%
Patient & Client Care	0.0%	9.3%	10.5%	8.0%	6.8%	8.7%	6.0%	0.3%	2.4%
Total February:	0.9%	5.5%	6.2%	6.1%	4.8%	5.6%	5.2%	0.4%	
Medical & Dental		0.0%	1.3%	2.9%	3.3%	2.3%	2.1%	0.3%	
Nursing & Midwifery		7.2%	6.3%	6.3%	5.2%	6.4%	5.8%	0.6%	
Health & Social Care Professionals		2.8%	6.0%	7.0%	4.8%	4.9%	4.6%	0.3%	
Management & Administrative	0.9%	4.0%	8.5%	3.8%	5.2%	5.3%	5.0%	0.3%	
General Support		3.6%	7.3%	7.0%	4.4%	5.9%	5.6%	0.3%	
Patient & Client Care	0.0%	4.9%	6.9%	6.2%	4.2%	5.4%	5.0%	0.5%	
Total January:	1.5%	6.2%	6.7%	6.4%	5.1%	6.1%	5.5%	0.6%	
Medical & Dental		0.0%	0.8%	0.9%	3.2%	1.9%	1.8%	0.1%	
Nursing & Midwifery		7.6%	6.6%	6.0%	4.9%	6.4%	5.9%	0.6%	
Health & Social Care Professionals	0.0%	3.6%	8.7%	4.8%	5.3%	5.7%	5.1%	0.6%	
Management & Administrative	1.4%	1.6%	6.9%	4.8%	6.3%	5.3%	4.9%	0.4%	
General Support		6.4%	7.4%	6.3%	4.1%	6.1%	5.6%	0.5%	
Patient & Client Care	9.3%	6.0%	9.6%	7.3%	3.0%	6.5%	5.8%	0.7%	
CHO 1: 2019 overall		7.2%	6.1%	6.1%	5.8%	6.4%	5.9%	0.5%	
<i>Medical & Dental</i>		0.6%	1.5%	0.0%	2.2%	1.7%	1.5%	0.2%	
<i>Nursing & Midwifery</i>		9.7%	6.3%	5.5%	7.4%	7.2%	6.6%	0.6%	
<i>Health & Social Care Professionals</i>		3.1%	5.4%	5.7%	4.8%	4.7%	4.3%	0.4%	
<i>Management & Administrative</i>		1.5%	6.1%	4.6%	5.7%	4.9%	4.6%	0.3%	
<i>General Support</i>		4.7%	8.7%	6.1%	6.7%	6.5%	6.2%	0.3%	
<i>Patient & Client Care</i>		7.2%	7.7%	7.0%	6.0%	7.1%	6.6%	0.4%	