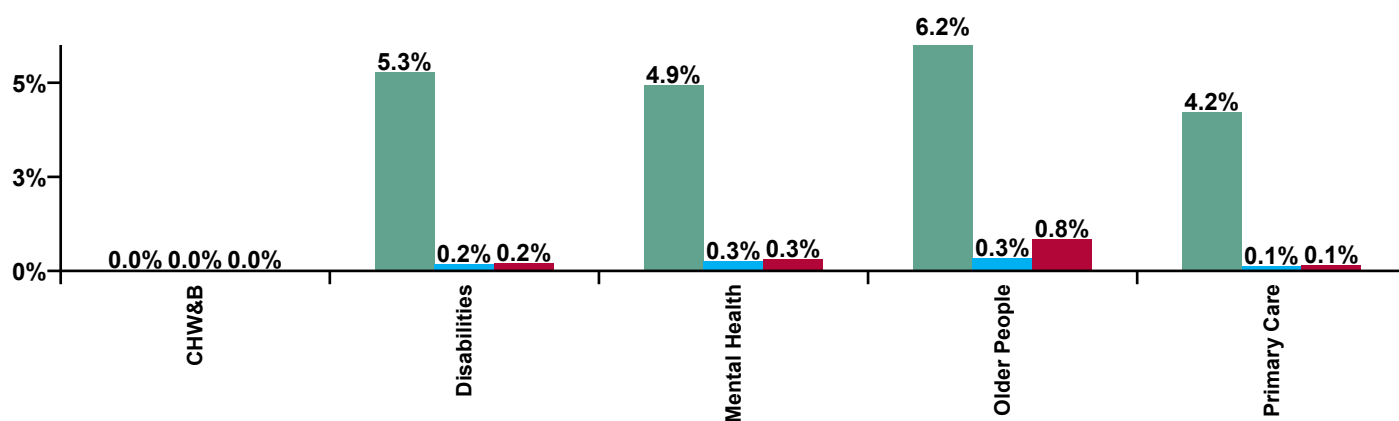


June 2020

CHO 1 Absence Rate - by Staff Category: Jun 2020	Certified absence	Self-certified absence	COVID-19 absence	Total absence rate	Certified	Self-certified	COVID-19
CHO 1	5.2%	0.2%	0.4%	5.8%	89.8%	3.7%	6.5%
Medical & Dental	0.9%	0.1%	0.0%	1.0%	94.2%	5.8%	0.0%
Nursing & Midwifery	5.4%	0.3%	0.3%	6.1%	89.8%	4.5%	5.7%
Health & Social Care Professionals	3.1%	0.2%	0.1%	3.4%	91.9%	5.1%	3.0%
Management & Administrative	3.7%	0.1%	0.2%	4.0%	91.5%	2.5%	6.0%
General Support	6.5%	0.1%	0.0%	6.7%	97.9%	2.1%	0.0%
Patient & Client Care	6.3%	0.2%	0.7%	7.2%	87.4%	3.3%	9.2%

CHO 1 Absence Rate - by Care Group: Jun 2020	Certified absence	Self-certified absence	COVID-19 absence	Total absence rate	Certified	Self-certified	COVID-19
CHO 1	5.2%	0.2%	0.4%	5.8%	89.8%	3.7%	6.5%
Community Health & Wellbeing							
Disabilities	5.3%	0.2%	0.2%	5.6%	93.5%	3.0%	3.6%
Older People	6.2%	0.3%	0.8%	7.4%	84.1%	4.5%	11.4%
Mental Health	4.9%	0.3%	0.3%	5.5%	89.9%	4.6%	5.5%
Primary Care	4.2%	0.1%	0.1%	4.5%	94.2%	2.5%	3.3%

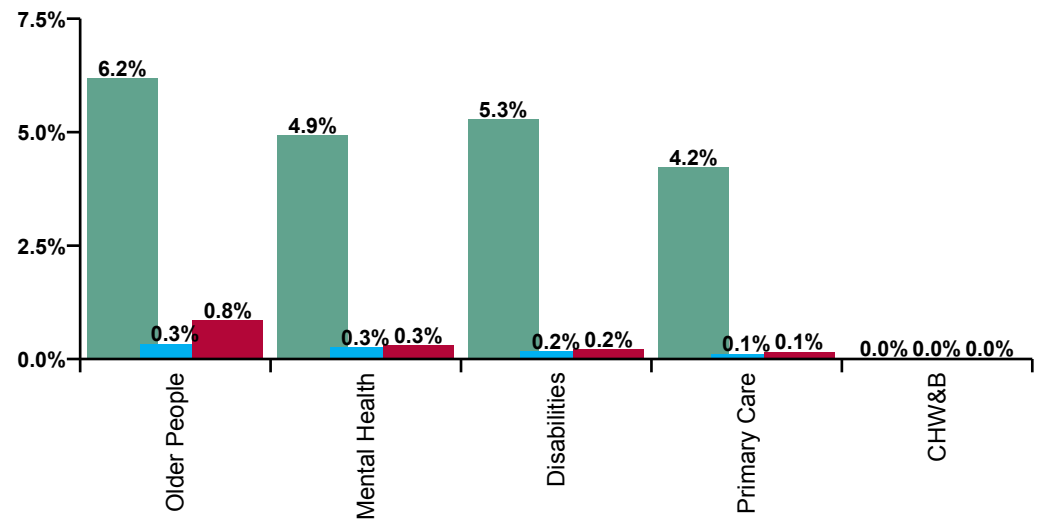
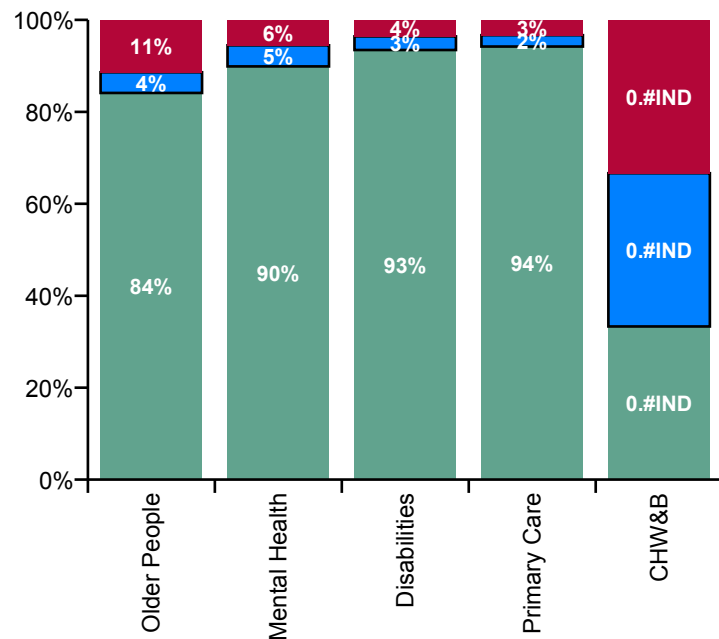
Certified, self-certified & COVID-19: Jun 2020



Legend

Certified absence
Self-certified absence
COVID-19 absence

CHO 1 Overall Absence Rate - by Care Group & Staff Category: Jun 2020	Medical & Dental	Nursing & Midwifery	Health & Social Care Professionals	Management & Administrative	General Support	Patient & Client Care	Certified absence	Self-certified absence	COVID-19 absence	Total absence
CHO 1	1.0%	6.1%	3.4%	4.0%	6.7%	7.2%	5.2%	0.2%	0.4%	5.8%
CHW&B				0.0%		0.0%	0.0%	0.0%	0.0%	0.0%
Disabilities	0.0%	5.5%	1.8%	1.5%	4.3%	6.8%	5.3%	0.2%	0.2%	5.6%
Older People	4.3%	7.4%	1.3%	4.1%	9.5%	7.7%	6.2%	0.3%	0.8%	7.4%
Mental Health	0.1%	5.5%	2.4%	5.5%	8.1%	12.0%	4.9%	0.3%	0.3%	5.5%
Primary Care	1.3%	6.2%	4.6%	4.4%	2.7%	2.8%	4.2%	0.1%	0.1%	4.5%



Certified absence

Self-certified absence

COVID-19 absence

CHO 1 Absence Rate - by Care Group, Staff Category & Absence type: Jun 2020

Community Health & Wellbeing by Staff Category Jun 2020	Certified absence	Self-certified absence	COVID-19 absence	Total absence	Certified	Self-certified	COVID-19
Total	0.0%	0.0%	0.0%	0.0%			

Disabilities by Staff Category Jun 2020	Certified absence	Self-certified absence	COVID-19 absence	Total absence	Certified	Self-certified	COVID-19
Total	5.3%	0.2%	0.2%	5.6%	93.5%	3.0%	3.6%
Medical & Dental				0.0%			
Nursing & Midwifery	5.1%	0.2%	0.2%	5.5%	93.8%	3.4%	2.8%
Health & Social Care Professionals	1.2%	0.3%	0.3%	1.8%	69.5%	14.0%	16.5%
Management & Administrative	1.5%	0.1%	0.0%	1.5%	96.5%	3.5%	0.0%
General Support	4.2%	0.1%	0.0%	4.3%	97.8%	2.2%	0.0%
Patient & Client Care	6.3%	0.2%	0.3%	6.8%	93.7%	2.5%	3.9%

Older People by Staff Category Jun 2020	Certified absence	Self-certified absence	COVID-19 absence	Total absence	Certified	Self-certified	COVID-19
Total	6.2%	0.3%	0.8%	7.4%	84.1%	4.5%	11.4%
Medical & Dental	4.3%	0.0%	0.0%	4.3%	100.0%	0.0%	0.0%
Nursing & Midwifery	6.3%	0.4%	0.7%	7.4%	84.9%	5.8%	9.2%
Health & Social Care Professionals	0.5%	0.7%	0.0%	1.3%	41.9%	58.1%	0.0%
Management & Administrative	3.1%	0.0%	1.0%	4.1%	74.2%	1.2%	24.6%
General Support	9.3%	0.2%	0.0%	9.5%	98.2%	1.8%	0.0%
Patient & Client Care	6.3%	0.3%	1.1%	7.7%	81.2%	4.3%	14.5%

Mental Health by Staff Category Jun 2020	Certified absence	Self-certified absence	COVID-19 absence	Total absence	Certified	Self-certified	COVID-19
Total	4.9%	0.3%	0.3%	5.5%	89.9%	4.6%	5.5%
Medical & Dental	0.0%	0.1%	0.0%	0.1%	0.0%	100.0%	0.0%
Nursing & Midwifery	4.9%	0.3%	0.3%	5.5%	88.4%	6.3%	5.2%
Health & Social Care Professionals	2.4%	0.0%	0.0%	2.4%	99.0%	1.0%	0.0%
Management & Administrative	5.2%	0.2%	0.1%	5.5%	94.8%	3.6%	1.6%
General Support	7.9%	0.2%	0.0%	8.1%	97.6%	2.4%	0.0%
Patient & Client Care	10.0%	0.2%	1.7%	12.0%	83.7%	1.9%	14.4%

Primary Care by Staff Category Jun 2020	Certified absence	Self-certified absence	COVID-19 absence	Total absence	Certified	Self-certified	COVID-19
Total	4.2%	0.1%	0.1%	4.5%	94.2%	2.5%	3.3%
Medical & Dental	1.3%	0.0%	0.0%	1.3%	100.0%	0.0%	0.0%
Nursing & Midwifery	5.8%	0.1%	0.3%	6.2%	93.3%	1.4%	5.2%
Health & Social Care Professionals	4.4%	0.2%	0.1%	4.6%	94.6%	3.3%	2.0%
Management & Administrative	4.2%	0.1%	0.1%	4.4%	94.7%	2.2%	3.1%
General Support	2.6%	0.1%	0.0%	2.7%	96.6%	3.4%	0.0%
Patient & Client Care	2.5%	0.2%	0.0%	2.8%	92.1%	7.9%	0.0%

CHO 1 Absence Rate - by Staff Category & Care Group	CHW&B	Disabilities	Mental Health	Older People	Primary Care	Total absence	Certified absence	Self-certified absence	COVID-19 absence
CHO 1: 2020 overall	0.6%	6.9%	7.2%	9.2%	5.9%	7.3%	5.6%	0.3%	1.4%
<i>Medical & Dental</i>		0.0%	3.1%	3.4%	3.6%	3.3%	2.1%	0.1%	1.1%
<i>Nursing & Midwifery</i>		7.9%	7.3%	9.7%	7.1%	8.0%	6.0%	0.4%	1.6%
<i>Health & Social Care Professionals</i>	0.0%	3.5%	5.4%	3.7%	6.1%	5.3%	4.1%	0.2%	1.0%
<i>Management & Administrative</i>	0.5%	3.0%	8.2%	5.2%	6.2%	5.8%	4.7%	0.2%	0.9%
<i>General Support</i>		4.9%	7.6%	9.6%	4.6%	7.3%	6.2%	0.2%	0.9%
<i>Patient & Client Care</i>	1.6%	7.3%	10.7%	9.9%	3.9%	8.2%	6.2%	0.4%	1.7%
Total June:	0.0%	5.6%	5.5%	7.4%	4.5%	5.8%	5.2%	0.2%	0.4%
Medical & Dental		0.0%	0.1%	4.3%	1.3%	1.0%	0.9%	0.1%	
Nursing & Midwifery		5.5%	5.5%	7.4%	6.2%	6.1%	5.4%	0.3%	0.3%
Health & Social Care Professionals		1.8%	2.4%	1.3%	4.6%	3.4%	3.1%	0.2%	0.1%
Management & Administrative	0.0%	1.5%	5.5%	4.1%	4.4%	4.0%	3.7%	0.1%	0.2%
General Support		4.3%	8.1%	9.5%	2.7%	6.7%	6.5%	0.1%	
Patient & Client Care	0.0%	6.8%	12.0%	7.7%	2.8%	7.2%	6.3%	0.2%	0.7%
Total May:	0.0%	6.2%	6.1%	12.1%	5.1%	7.5%	5.6%	0.2%	1.6%
Medical & Dental		0.0%	1.2%	4.3%	3.2%	2.4%	1.4%	0.1%	0.9%
Nursing & Midwifery		6.6%	6.0%	12.4%	6.4%	7.8%	5.7%	0.3%	1.8%
Health & Social Care Professionals		2.0%	3.7%	0.0%	4.8%	3.7%	3.0%	0.1%	0.6%
Management & Administrative	0.0%	2.4%	7.1%	5.2%	5.7%	5.3%	4.3%	0.1%	0.9%
General Support		4.8%	7.8%	10.2%	4.0%	7.3%	6.0%	0.1%	1.2%
Patient & Client Care	0.0%	7.0%	11.7%	14.0%	2.2%	9.7%	7.2%	0.2%	2.2%
Total April:	0.0%	8.8%	8.7%	14.8%	7.7%	10.1%	6.0%	0.1%	3.9%
Medical & Dental		0.0%	6.1%	3.9%	5.2%	5.4%	2.3%	0.0%	3.1%
Nursing & Midwifery		9.7%	9.2%	17.3%	10.1%	11.4%	6.5%	0.1%	4.8%
Health & Social Care Professionals		4.1%	4.7%	3.7%	7.3%	5.9%	3.6%	0.0%	2.3%
Management & Administrative	0.0%	3.2%	10.4%	7.3%	8.0%	7.4%	4.9%	0.1%	2.5%
General Support		5.3%	6.7%	14.1%	4.9%	8.8%	6.6%	0.1%	2.1%
Patient & Client Care	0.0%	9.7%	13.3%	15.4%	4.8%	11.8%	6.9%	0.2%	4.6%
Total March:	0.0%	9.2%	9.8%	8.1%	8.5%	8.8%	6.1%	0.3%	2.5%
Medical & Dental		0.0%	9.0%	4.4%	5.6%	6.9%	4.3%	0.1%	2.5%
Nursing & Midwifery		10.7%	10.2%	8.2%	9.7%	9.8%	6.6%	0.3%	2.8%
Health & Social Care Professionals		7.0%	7.3%	6.0%	9.7%	8.5%	5.2%	0.1%	3.1%
Management & Administrative	0.0%	5.3%	11.1%	5.8%	7.7%	7.5%	5.6%	0.2%	1.7%
General Support		5.0%	8.3%	10.7%	7.9%	8.6%	6.5%	0.3%	1.8%
Patient & Client Care	0.0%	9.3%	10.5%	8.0%	6.8%	8.7%	6.0%	0.3%	2.4%
Total February:	0.9%	5.5%	6.2%	6.1%	4.8%	5.6%	5.2%	0.4%	
Medical & Dental		0.0%	1.3%	2.9%	3.3%	2.3%	2.1%	0.3%	
Nursing & Midwifery		7.2%	6.3%	6.3%	5.2%	6.4%	5.8%	0.6%	
Health & Social Care Professionals		2.8%	6.0%	7.0%	4.8%	4.9%	4.6%	0.3%	
Management & Administrative	0.9%	4.0%	8.5%	3.8%	5.2%	5.3%	5.0%	0.3%	
General Support		3.6%	7.3%	7.0%	4.4%	5.9%	5.6%	0.3%	
Patient & Client Care	0.0%	4.9%	6.9%	6.2%	4.2%	5.4%	5.0%	0.5%	
Total January:	1.5%	6.2%	6.7%	6.4%	5.1%	6.1%	5.5%	0.6%	
Medical & Dental		0.0%	0.8%	0.9%	3.2%	1.9%	1.8%	0.1%	
Nursing & Midwifery		7.6%	6.6%	6.0%	4.9%	6.4%	5.9%	0.6%	
Health & Social Care Professionals	0.0%	3.6%	8.7%	4.8%	5.3%	5.7%	5.1%	0.6%	
Management & Administrative	1.4%	1.6%	6.9%	4.8%	6.3%	5.3%	4.9%	0.4%	
General Support		6.4%	7.4%	6.3%	4.1%	6.1%	5.6%	0.5%	
Patient & Client Care	9.3%	6.0%	9.6%	7.3%	3.0%	6.5%	5.8%	0.7%	
CHO 1: 2019 overall		7.2%	6.1%	6.1%	5.8%	6.4%	5.9%	0.5%	
<i>Medical & Dental</i>		0.6%	1.5%	0.0%	2.2%	1.7%	1.5%	0.2%	
<i>Nursing & Midwifery</i>		9.7%	6.3%	5.5%	7.4%	7.2%	6.6%	0.6%	
<i>Health & Social Care Professionals</i>		3.1%	5.4%	5.7%	4.8%	4.7%	4.3%	0.4%	
<i>Management & Administrative</i>		1.5%	6.1%	4.6%	5.7%	4.9%	4.6%	0.3%	
<i>General Support</i>		4.7%	8.7%	6.1%	6.7%	6.5%	6.2%	0.3%	
<i>Patient & Client Care</i>		7.2%	7.7%	7.0%	6.0%	7.1%	6.6%	0.4%	