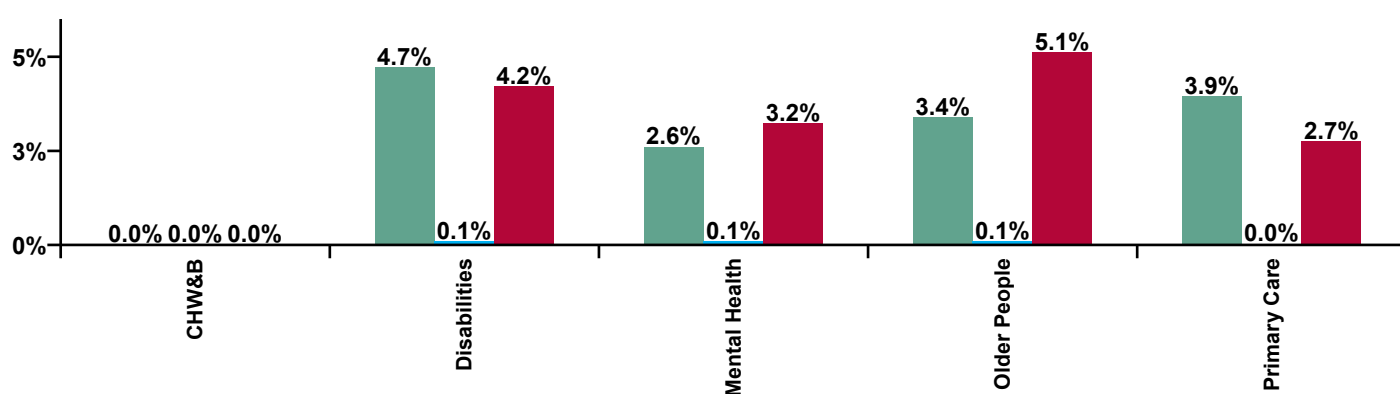


April 2020

CHO 2 Absence Rate - by Staff Category: Apr 2020	Certified absence	Self-certified absence	COVID-19 absence	Total absence rate	Certified	Self-certified	COVID-19
CHO 2	3.7%	0.1%	3.8%	7.5%	48.5%	1.0%	50.4%
Medical & Dental	1.2%	0.0%	2.6%	3.8%	31.6%	0.0%	68.4%
Nursing & Midwifery	3.5%	0.1%	5.5%	9.0%	38.3%	0.8%	61.0%
Health & Social Care Professionals	3.6%	0.0%	2.3%	5.9%	60.6%	0.8%	38.5%
Management & Administrative	3.3%	0.1%	1.5%	4.9%	67.3%	1.6%	31.2%
General Support	3.2%	0.0%	0.7%	4.0%	81.1%	0.9%	18.0%
Patient & Client Care	4.4%	0.1%	4.4%	9.0%	49.4%	1.3%	49.3%

CHO 2 Absence Rate - by Care Group: Apr 2020	Certified absence	Self-certified absence	COVID-19 absence	Total absence rate	Certified	Self-certified	COVID-19
CHO 2	3.7%	0.1%	3.8%	7.5%	48.5%	1.0%	50.4%
Community Health & Wellbeing							
Health Service Executive	4.3%	0.1%	4.8%	9.2%	46.8%	1.2%	52.1%
Section 38 Voluntary Agencies	4.8%	0.1%	4.1%	9.0%	53.3%	1.0%	45.7%
Disabilities	4.7%	0.1%	4.2%	9.0%	52.3%	1.1%	46.7%
Older People	3.4%	0.1%	5.1%	8.6%	39.4%	1.0%	59.6%
Mental Health	2.6%	0.1%	3.2%	5.9%	43.9%	1.6%	54.5%
Primary Care	3.9%	0.0%	2.7%	6.7%	58.7%	0.4%	40.9%

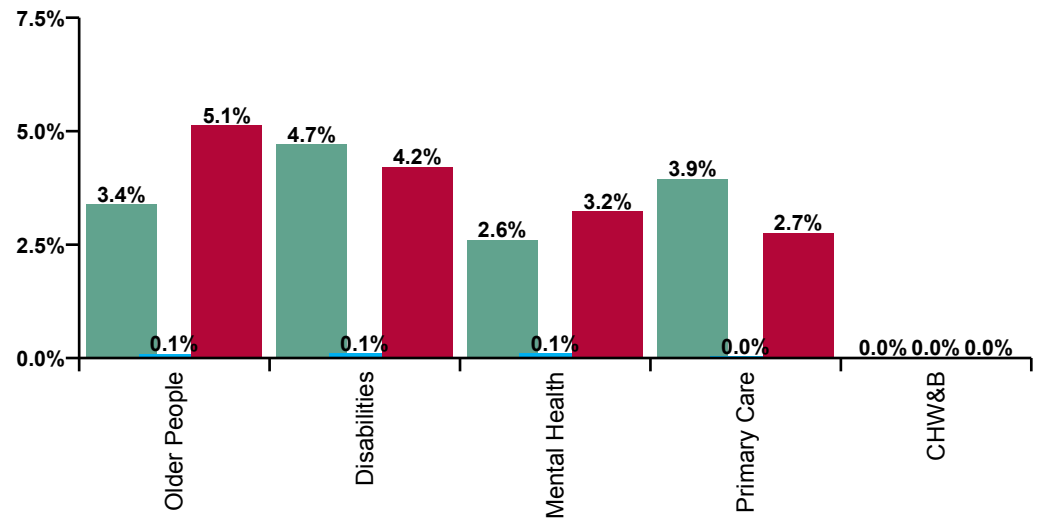
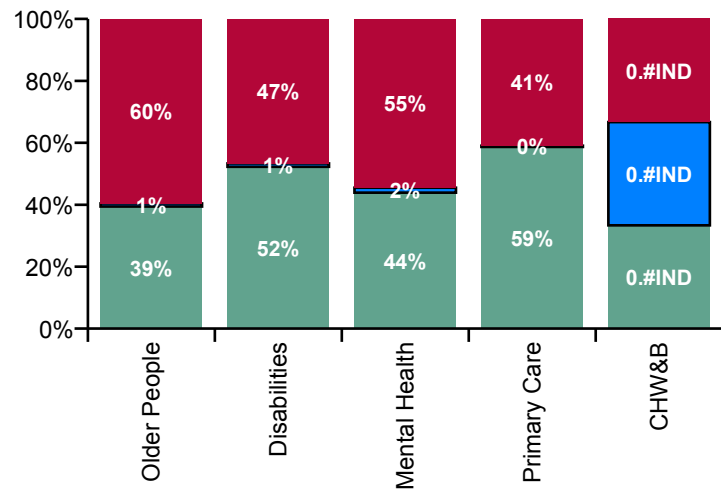
Certified, self-certified & COVID-19: Apr 2020



Legend

Certified absence
Self-certified absence
COVID-19 absence

CHO 2 Overall Absence Rate - by Care Group & Staff Category: Apr 2020	Medical & Dental	Nursing & Midwifery	Health & Social Care Professionals	Management & Administrative	General Support	Patient & Client Care	Certified absence	Self-certified absence	COVID-19 absence	Total absence
CHO 2	3.8%	9.0%	5.9%	4.9%	4.0%	9.0%	3.7%	0.1%	3.8%	7.5%
CHW&B				0.0%		0.0%				0.0%
Health Service Executive	0.0%	14.5%	6.5%	1.5%	0.7%	9.7%	4.3%	0.1%	4.8%	9.2%
Section 38 Voluntary Agencies	0.0%	9.5%	6.6%	1.7%	5.7%	11.0%	4.8%	0.1%	4.1%	9.0%
Disabilities	0.0%	10.7%	6.6%	1.6%	4.9%	10.9%	4.7%	0.1%	4.2%	9.0%
Older People	0.0%	10.4%	7.6%	4.5%	8.0%	8.2%	3.4%	0.1%	5.1%	8.6%
Mental Health	3.3%	7.9%	3.3%	2.4%	1.2%	6.7%	2.6%	0.1%	3.2%	5.9%
Primary Care	5.2%	8.4%	6.2%	7.3%	1.4%	5.6%	3.9%	0.0%	2.7%	6.7%



Certified absence

Self-certified absence

COVID-19 absence

CHO 2 Absence Rate - by Care Group, Staff Category & Absence type: Apr 2020

Community Health & Wellbeing by Staff Category Apr 2020	Certified absence	Self-certified absence	COVID-19 absence	Total absence	Certified	Self-certified	COVID-19
Total	0.0%	0.0%	0.0%	0.0%			

Disabilities by Staff Category Apr 2020	Certified absence	Self-certified absence	COVID-19 absence	Total absence	Certified	Self-certified	COVID-19
Total	4.7%	0.1%	4.2%	9.0%	52.3%	1.1%	46.7%
Medical & Dental				0.0%			
Nursing & Midwifery	4.3%	0.0%	6.3%	10.7%	40.6%	0.3%	59.1%
Health & Social Care Professionals	3.9%	0.1%	2.6%	6.6%	59.5%	1.2%	39.3%
Management & Administrative	1.4%	0.0%	0.2%	1.6%	85.3%	2.6%	12.0%
General Support	2.9%	0.1%	1.9%	4.9%	59.6%	2.1%	38.3%
Patient & Client Care	5.8%	0.1%	4.9%	10.9%	53.5%	1.2%	45.3%

Older People by Staff Category Apr 2020	Certified absence	Self-certified absence	COVID-19 absence	Total absence	Certified	Self-certified	COVID-19
Total	3.4%	0.1%	5.1%	8.6%	39.4%	1.0%	59.6%
Medical & Dental				0.0%			
Nursing & Midwifery	2.3%	0.1%	7.9%	10.4%	22.7%	0.9%	76.4%
Health & Social Care Professionals	4.2%	0.1%	3.2%	7.6%	55.8%	1.9%	42.4%
Management & Administrative	2.2%	0.0%	2.3%	4.5%	48.7%	0.0%	51.3%
General Support	7.4%	0.0%	0.6%	8.0%	92.6%	0.0%	7.4%
Patient & Client Care	3.7%	0.1%	4.4%	8.2%	44.7%	1.2%	54.1%

Mental Health by Staff Category Apr 2020	Certified absence	Self-certified absence	COVID-19 absence	Total absence	Certified	Self-certified	COVID-19
Total	2.6%	0.1%	3.2%	5.9%	43.9%	1.6%	54.5%
Medical & Dental	0.0%	0.0%	3.3%	3.3%	0.0%	0.0%	100.0%
Nursing & Midwifery	3.2%	0.1%	4.6%	7.9%	40.4%	1.1%	58.5%
Health & Social Care Professionals	2.6%	0.1%	0.7%	3.3%	78.4%	2.0%	19.6%
Management & Administrative	2.2%	0.2%	0.0%	2.4%	92.2%	7.8%	0.0%
General Support	0.6%	0.1%	0.6%	1.2%	46.6%	5.4%	48.0%
Patient & Client Care	3.0%	0.1%	3.5%	6.7%	45.4%	1.9%	52.7%

Primary Care by Staff Category Apr 2020	Certified absence	Self-certified absence	COVID-19 absence	Total absence	Certified	Self-certified	COVID-19
Total	3.9%	0.0%	2.7%	6.7%	58.7%	0.4%	40.9%
Medical & Dental	3.0%	0.0%	2.2%	5.2%	58.3%	0.0%	41.7%
Nursing & Midwifery	4.6%	0.0%	3.8%	8.4%	54.2%	0.4%	45.4%
Health & Social Care Professionals	3.6%	0.0%	2.6%	6.2%	58.1%	0.0%	41.9%
Management & Administrative	4.8%	0.1%	2.5%	7.3%	65.4%	0.9%	33.8%
General Support	1.3%	0.0%	0.1%	1.4%	94.0%	0.0%	6.0%
Patient & Client Care	2.6%	0.0%	3.0%	5.6%	45.9%	0.0%	54.1%

CHO 2 Absence Rate - by Staff Category & Care Group	CHW&B	HSE	S38	Disabilities	Older People	Mental Health	Primary Care	Total absence	Certified absence	Self-certified absence	COVID-19 absence
CHO 2: 2020 overall	0.2%	6.4%	6.7%	6.7%	6.6%	4.7%	5.2%	5.8%	4.0%	0.2%	1.5%
Medical & Dental		0.0%	0.0%	0.0%	0.0%	2.4%	3.7%	2.8%	1.3%	0.1%	1.4%
Nursing & Midwifery		9.3%	6.7%	7.3%	6.6%	6.0%	5.7%	6.3%	3.9%	0.2%	2.2%
Health & Social Care Professionals		6.7%	6.6%	6.6%	6.4%	3.1%	5.5%	5.6%	4.1%	0.2%	1.2%
Management & Administrative	0.3%	2.2%	2.4%	2.3%	3.7%	3.5%	5.6%	4.3%	3.4%	0.2%	0.8%
General Support		1.6%	4.0%	3.7%	7.4%	3.4%	0.8%	3.9%	3.3%	0.1%	0.5%
Patient & Client Care	0.0%	5.9%	7.5%	7.4%	7.0%	4.3%	5.3%	6.7%	4.8%	0.3%	1.5%
Total April:	0.0%	9.2%	9.0%	9.0%	8.6%	5.9%	6.7%	7.5%	3.7%	0.1%	3.8%
Medical & Dental		0.0%	0.0%	0.0%	0.0%	3.3%	5.2%	3.8%		31.6%	68.4%
Nursing & Midwifery		14.5%	9.5%	10.7%	10.4%	7.9%	8.4%	9.0%	3.5%	0.1%	5.5%
Health & Social Care Professionals		6.5%	6.6%	6.6%	7.6%	3.3%	6.2%	5.9%	3.6%	0.0%	2.3%
Management & Administrative	0.0%	1.5%	1.7%	1.6%	4.5%	2.4%	7.3%	4.9%	3.3%	0.1%	1.5%
General Support		0.7%	5.7%	4.9%	8.0%	1.2%	1.4%	4.0%	3.2%	0.0%	0.7%
Patient & Client Care	0.0%	9.7%	11.0%	10.9%	8.2%	6.7%	5.6%	9.0%	4.4%	0.1%	4.4%
Total March:	0.5%	5.0%	7.2%	6.8%	6.8%	6.4%	6.8%	6.7%	4.0%	0.2%	2.4%
Medical & Dental		0.0%	0.0%	0.0%	0.0%	3.2%	3.6%	3.2%	0.7%	23.0%	76.2%
Nursing & Midwifery		5.7%	7.8%	7.3%	7.0%	7.9%	8.4%	7.7%	4.2%	0.2%	3.2%
Health & Social Care Professionals		6.4%	6.1%	6.1%	8.7%	5.6%	7.5%	6.7%	3.8%	0.1%	2.8%
Management & Administrative	0.5%	2.3%	1.9%	2.0%	5.0%	4.9%	6.6%	5.3%	3.5%	0.1%	1.6%
General Support		5.9%	5.0%	5.1%	7.7%	4.5%	1.2%	4.6%	3.1%	0.2%	1.3%
Patient & Client Care	0.0%	4.6%	8.2%	7.8%	6.7%	5.9%	6.4%	7.0%	4.8%	0.3%	2.0%
Total February:	0.5%	5.9%	5.2%	5.3%	5.3%	2.3%	3.1%	4.1%	3.8%	0.3%	
Medical & Dental		0.0%	0.0%	0.0%	0.0%	0.9%	1.7%	1.2%	10.3%	89.7%	
Nursing & Midwifery		9.4%	4.8%	5.5%	4.5%	3.1%	2.7%	3.8%	3.6%	0.2%	
Health & Social Care Professionals		7.0%	6.1%	6.2%	3.4%	1.2%	3.9%	4.6%	4.3%	0.3%	
Management & Administrative	0.6%	4.0%	2.2%	2.4%	2.8%	2.9%	3.4%	3.0%	2.8%	0.2%	
General Support		0.0%	2.3%	2.1%	6.4%	2.5%	0.1%	2.8%	2.6%	0.1%	
Patient & Client Care	0.0%	4.3%	5.6%	5.5%	6.2%	1.4%	4.9%	5.1%	4.7%	0.4%	
Total January:	0.0%	5.4%	6.5%	6.3%	5.8%	4.1%	4.0%	5.0%	4.7%	0.4%	
Medical & Dental		0.0%	0.0%	0.0%	0.0%	2.0%	4.3%	2.9%	2.9%	97.1%	
Nursing & Midwifery		7.7%	5.6%	6.3%	4.6%	5.1%	3.4%	4.8%	4.4%	0.4%	
Health & Social Care Professionals		6.7%	8.2%	8.0%	5.7%	2.4%	4.3%	5.2%	4.8%	0.4%	
Management & Administrative	0.0%	1.1%	4.8%	3.6%	2.6%	3.8%	5.0%	4.2%	3.9%	0.3%	
General Support		0.0%	4.7%	3.8%	7.6%	5.2%	0.6%	4.4%	4.3%	0.1%	
Patient & Client Care	0.0%	5.0%	6.4%	6.2%	6.9%	3.3%	4.3%	5.8%	5.3%	0.5%	
CHO 2: 2019 overall		4.9%	4.7%	4.8%	5.1%	4.1%	3.9%	4.5%	4.2%	0.3%	
Medical & Dental		4.0%	0.4%	1.6%	0.0%	1.2%	2.0%	1.4%	1.3%	0.1%	
Nursing & Midwifery		8.8%	5.0%	5.9%	5.0%	5.4%	5.1%	5.3%	5.0%	0.3%	
Health & Social Care Professionals		2.9%	4.4%	4.2%	2.1%	4.3%	3.6%	3.9%	3.6%	0.3%	
Management & Administrative		1.7%	2.5%	2.3%	2.2%	3.5%	4.0%	3.4%	3.2%	0.3%	
General Support		0.0%	4.2%	3.6%	4.3%	3.8%	1.0%	3.2%	3.0%	0.1%	
Patient & Client Care		4.5%	5.1%	5.1%	5.9%	2.7%	4.1%	4.9%	4.5%	0.4%	

CHO 2 Absence Rate - by Staff Category & S38 Agency	Bros. of Charity, West Region	Total absence	Certified absence	Self-certified absence	COVID-19 absence
CHO 2: S38 2020 overall	6.7%	6.7%	5.0%	0.3%	1.4%
<i>Medical & Dental</i>	<i>0.0%</i>	<i>0.0%</i>			
<i>Nursing & Midwifery</i>	<i>6.7%</i>	<i>6.7%</i>	<i>4.4%</i>	<i>0.3%</i>	<i>2.0%</i>
<i>Health & Social Care Professionals</i>	<i>6.6%</i>	<i>6.6%</i>	<i>5.3%</i>	<i>0.2%</i>	<i>1.1%</i>
<i>Management & Administrative</i>	<i>2.4%</i>	<i>2.4%</i>	<i>2.0%</i>	<i>0.3%</i>	<i>0.1%</i>
<i>General Support</i>	<i>4.0%</i>	<i>4.0%</i>	<i>2.9%</i>	<i>0.4%</i>	<i>0.8%</i>
<i>Patient & Client Care</i>	<i>7.5%</i>	<i>7.5%</i>	<i>5.5%</i>	<i>0.4%</i>	<i>1.6%</i>
Total April:	9.0%	9.0%	4.8%	0.1%	4.1%
Medical & Dental	0.0%	0.0%			
Nursing & Midwifery	9.5%	9.5%	4.0%		5.4%
Health & Social Care Professionals	6.6%	6.6%	4.0%	0.1%	2.5%
Management & Administrative	1.7%	1.7%	1.5%	0.1%	0.1%
General Support	5.7%	5.7%	3.5%	0.1%	2.1%
Patient & Client Care	11.0%	11.0%	5.9%	0.1%	5.0%
Total March:	7.2%	7.2%	4.6%	0.3%	2.3%
Medical & Dental	0.0%	0.0%			
Nursing & Midwifery	7.8%	7.8%	4.1%	0.5%	3.2%
Health & Social Care Professionals	6.1%	6.1%	3.6%	0.2%	2.3%
Management & Administrative	1.9%	1.9%	1.7%		0.2%
General Support	5.0%	5.0%	2.7%	0.6%	1.6%
Patient & Client Care	8.2%	8.2%	5.6%	0.3%	2.3%
Total February:	5.2%	5.2%	4.8%	0.4%	
Medical & Dental	0.0%	0.0%			
Nursing & Midwifery	4.8%	4.8%	4.4%	0.3%	
Health & Social Care Professionals	6.1%	6.1%	5.8%	0.3%	
Management & Administrative	2.2%	2.2%	1.7%	0.5%	
General Support	2.3%	2.3%	2.0%	0.3%	
Patient & Client Care	5.6%	5.6%	5.1%	0.4%	
Total January:	6.5%	6.5%	6.0%	0.5%	
Medical & Dental	0.0%	0.0%			
Nursing & Midwifery	5.6%	5.6%	5.1%	0.5%	
Health & Social Care Professionals	8.2%	8.2%	7.9%	0.4%	
Management & Administrative	4.8%	4.8%	4.1%	0.7%	
General Support	4.7%	4.7%	4.2%	0.5%	
Patient & Client Care	6.4%	6.4%	5.7%	0.6%	
CHO 2: S38 2019 overall	4.7%	4.7%	4.4%	0.4%	
<i>Medical & Dental</i>	<i>0.4%</i>	<i>0.4%</i>	<i>0.2%</i>	<i>0.2%</i>	
<i>Nursing & Midwifery</i>	<i>5.0%</i>	<i>5.0%</i>	<i>4.6%</i>	<i>0.4%</i>	
<i>Health & Social Care Professionals</i>	<i>4.4%</i>	<i>4.4%</i>	<i>4.0%</i>	<i>0.4%</i>	
<i>Management & Administrative</i>	<i>2.5%</i>	<i>2.5%</i>	<i>2.2%</i>	<i>0.3%</i>	
<i>General Support</i>	<i>4.2%</i>	<i>4.2%</i>	<i>4.0%</i>	<i>0.2%</i>	
<i>Patient & Client Care</i>	<i>5.1%</i>	<i>5.1%</i>	<i>4.7%</i>	<i>0.4%</i>	