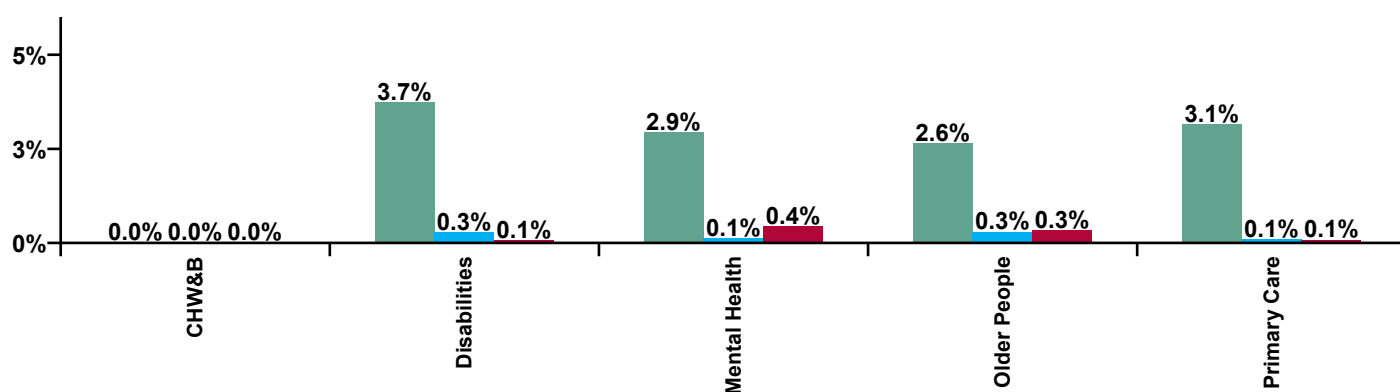


July 2020

CHO 2 Absence Rate - by Staff Category: Jul 2020	Certified absence	Self-certified absence	COVID-19 absence	Total absence rate	Certified	Self-certified	COVID-19
CHO 2	3.1%	0.2%	0.2%	3.5%	88.1%	5.5%	6.4%
Medical & Dental	2.1%	0.0%	0.2%	2.4%	88.5%	1.5%	10.0%
Nursing & Midwifery	3.6%	0.2%	0.4%	4.2%	85.2%	4.5%	10.4%
Health & Social Care Professionals	3.1%	0.1%	0.1%	3.3%	94.1%	3.9%	2.0%
Management & Administrative	2.4%	0.2%	0.0%	2.6%	92.5%	6.3%	1.2%
General Support	1.8%	0.1%	0.1%	1.9%	94.1%	3.2%	2.7%
Patient & Client Care	3.3%	0.3%	0.2%	3.7%	87.2%	7.5%	5.3%

CHO 2 Absence Rate - by Care Group: Jul 2020	Certified absence	Self-certified absence	COVID-19 absence	Total absence rate	Certified	Self-certified	COVID-19
CHO 2	3.1%	0.2%	0.2%	3.5%	88.1%	5.5%	6.4%
Community Health & Wellbeing							
Health Service Executive	4.0%	0.4%		4.4%	90.6%	9.4%	0.0%
Section 38 Voluntary Agencies	3.7%	0.2%	0.1%	4.0%	92.0%	6.0%	2.0%
Disabilities	3.7%	0.3%	0.1%	4.1%	91.7%	6.7%	1.6%
Older People	2.6%	0.3%	0.3%	3.3%	81.2%	8.9%	9.9%
Mental Health	2.9%	0.1%	0.4%	3.5%	84.2%	3.5%	12.3%
Primary Care	3.1%	0.1%	0.1%	3.3%	94.8%	2.9%	2.3%

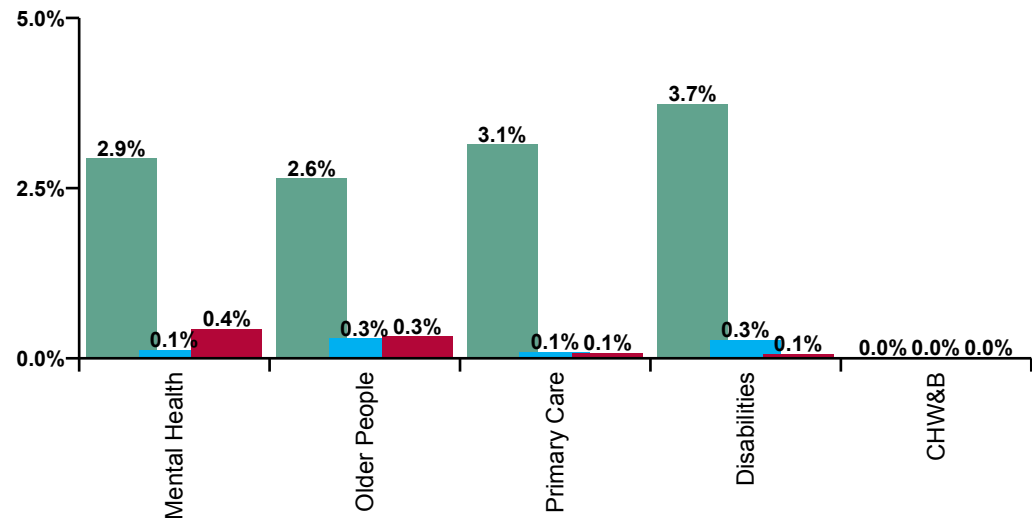
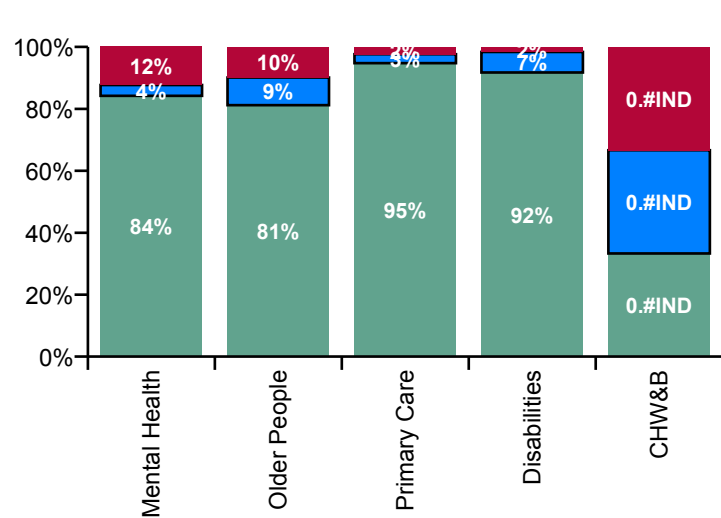
Certified, self-certified & COVID-19: Jul 2020



Legend

Certified absence
Self-certified absence
COVID-19 absence

CHO 2 Overall Absence Rate - by Care Group & Staff Category: Jul 2020	Medical & Dental	Nursing & Midwifery	Health & Social Care Professionals	Management & Administrative	General Support	Patient & Client Care	Certified absence	Self-certified absence	COVID-19 absence	Total absence
CHO 2	2.4%	4.2%	3.3%	2.6%	1.9%	3.7%	3.1%	0.2%	0.2%	3.5%
CHW&B				0.0%		0.0%				0.0%
Health Service Executive	0.0%	6.8%	4.1%	0.0%	0.0%	4.5%	4.0%	0.4%		4.4%
Section 38 Voluntary Agencies	0.0%	3.7%	4.2%	1.3%	4.8%	4.3%	3.7%	0.2%	0.1%	4.0%
Disabilities	0.0%	4.5%	4.2%	1.0%	4.0%	4.4%	3.7%	0.3%	0.1%	4.1%
Older People	0.0%	4.0%	0.6%	1.6%	0.9%	3.5%	2.6%	0.3%	0.3%	3.3%
Mental Health	2.7%	4.4%	2.1%	3.2%	2.2%	2.8%	2.9%	0.1%	0.4%	3.5%
Primary Care	2.6%	3.9%	3.3%	3.2%	1.2%	4.3%	3.1%	0.1%	0.1%	3.3%



Certified absence

Self-certified absence

COVID-19 absence

CHO 2 Absence Rate - by Care Group, Staff Category & Absence type: Jul 2020

Community Health & Wellbeing by Staff Category Jul 2020	Certified absence	Self-certified absence	COVID-19 absence	Total absence	Certified	Self-certified	COVID-19
Total	0.0%	0.0%	0.0%	0.0%			

Disabilities by Staff Category Jul 2020	Certified absence	Self-certified absence	COVID-19 absence	Total absence	Certified	Self-certified	COVID-19
Total	3.7%	0.3%	0.1%	4.1%	91.7%	6.7%	1.6%
Medical & Dental				0.0%			
Nursing & Midwifery	4.1%	0.4%	0.0%	4.5%	91.8%	8.2%	0.0%
Health & Social Care Professionals	3.9%	0.2%	0.0%	4.2%	94.0%	5.3%	0.8%
Management & Administrative	0.8%	0.1%	0.2%	1.0%	78.9%	5.0%	16.1%
General Support	3.5%	0.2%	0.3%	4.0%	88.2%	4.9%	6.9%
Patient & Client Care	4.0%	0.3%	0.1%	4.4%	91.4%	6.9%	1.7%

Older People by Staff Category Jul 2020	Certified absence	Self-certified absence	COVID-19 absence	Total absence	Certified	Self-certified	COVID-19
Total	2.6%	0.3%	0.3%	3.3%	81.2%	8.9%	9.9%
Medical & Dental				0.0%			
Nursing & Midwifery	3.3%	0.2%	0.4%	4.0%	82.7%	6.1%	11.2%
Health & Social Care Professionals	0.6%	0.0%	0.0%	0.6%	100.0%	0.0%	0.0%
Management & Administrative	1.5%	0.2%	0.0%	1.6%	89.9%	10.1%	0.0%
General Support	0.8%	0.1%	0.0%	0.9%	91.5%	8.5%	0.0%
Patient & Client Care	2.8%	0.4%	0.3%	3.5%	79.1%	10.9%	9.9%

Mental Health by Staff Category Jul 2020	Certified absence	Self-certified absence	COVID-19 absence	Total absence	Certified	Self-certified	COVID-19
Total	2.9%	0.1%	0.4%	3.5%	84.2%	3.5%	12.3%
Medical & Dental	2.6%	0.1%	0.0%	2.7%	96.8%	3.2%	0.0%
Nursing & Midwifery	3.5%	0.2%	0.8%	4.4%	79.1%	3.5%	17.4%
Health & Social Care Professionals	1.9%	0.1%	0.1%	2.1%	90.8%	4.0%	5.3%
Management & Administrative	3.0%	0.1%	0.0%	3.2%	95.6%	4.4%	0.0%
General Support	2.2%	0.0%	0.0%	2.2%	100.0%	0.0%	0.0%
Patient & Client Care	2.5%	0.1%	0.2%	2.8%	88.6%	3.4%	7.9%

Primary Care by Staff Category Jul 2020	Certified absence	Self-certified absence	COVID-19 absence	Total absence	Certified	Self-certified	COVID-19
Total	3.1%	0.1%	0.1%	3.3%	94.8%	2.9%	2.3%
Medical & Dental	2.1%	0.0%	0.5%	2.6%	81.3%	0.0%	18.7%
Nursing & Midwifery	3.7%	0.1%	0.1%	3.9%	96.3%	1.5%	2.2%
Health & Social Care Professionals	3.1%	0.1%	0.1%	3.3%	95.1%	2.4%	2.5%
Management & Administrative	2.9%	0.2%	0.0%	3.2%	92.8%	6.7%	0.5%
General Support	1.2%	0.0%	0.0%	1.2%	100.0%	0.0%	0.0%
Patient & Client Care	4.3%	0.0%	0.0%	4.3%	100.0%	0.0%	0.0%

CHO 2 Absence Rate - by Staff Category & Care Group	CHW&B	HSE	S38	Disabilities	Older People	Mental Health	Primary Care	Total absence	Certified absence	Self-certified absence	COVID-19 absence
CHO 2: 2020 overall	0.3%	5.9%	5.9%	5.9%	5.6%	4.2%	4.3%	5.0%	3.6%	0.2%	1.2%
<i>Medical & Dental</i>		0.0%	0.0%	0.0%	0.2%	1.7%	3.0%	2.1%	1.2%	0.0%	0.9%
<i>Nursing & Midwifery</i>		8.6%	6.1%	6.7%	5.9%	5.6%	5.0%	5.7%	3.8%	0.2%	1.8%
<i>Health & Social Care Professionals</i>		5.7%	5.5%	5.5%	4.7%	2.7%	4.3%	4.5%	3.5%	0.2%	0.8%
<i>Management & Administrative</i>	0.3%	1.7%	2.1%	2.0%	3.0%	3.0%	4.6%	3.6%	2.9%	0.2%	0.5%
<i>General Support</i>		0.9%	4.0%	3.6%	5.5%	2.5%	1.6%	3.4%	2.8%	0.1%	0.5%
<i>Patient & Client Care</i>	0.0%	5.8%	6.7%	6.6%	5.8%	3.8%	4.3%	5.8%	4.2%	0.3%	1.3%
Total July:	0.0%	4.4%	4.0%	4.1%	3.3%	3.5%	3.3%	3.5%	3.1%	0.2%	0.2%
Medical & Dental		0.0%	0.0%	0.0%	0.0%	2.7%	2.6%	2.4%	2.1%	0.0%	0.2%
Nursing & Midwifery		6.8%	3.7%	4.5%	4.0%	4.4%	3.9%	4.2%	3.6%	0.2%	0.4%
Health & Social Care Professionals		4.1%	4.2%	4.2%	0.6%	2.1%	3.3%	3.3%	3.1%	0.1%	0.1%
Management & Administrative	0.0%	0.0%	1.3%	1.0%	1.6%	3.2%	3.2%	2.6%	2.4%	0.2%	0.0%
General Support		0.0%	4.8%	4.0%	0.9%	2.2%	1.2%	1.9%	1.8%	0.1%	0.1%
Patient & Client Care	0.0%	4.5%	4.3%	4.4%	3.5%	2.8%	4.3%	3.7%	3.3%	0.3%	0.2%
Total June:	1.1%	4.6%	4.2%	4.3%	3.2%	3.0%	3.0%	3.4%	2.8%	0.2%	0.4%
Medical & Dental		0.0%	0.0%	0.0%	0.0%	0.3%	2.2%	1.0%	1.0%		0.0%
Nursing & Midwifery		6.5%	5.0%	5.4%	3.9%	4.3%	3.5%	4.2%	3.3%	0.1%	0.7%
Health & Social Care Professionals		4.4%	3.3%	3.4%	1.9%	1.8%	2.5%	2.7%	2.4%	0.1%	0.1%
Management & Administrative	1.2%	0.0%	2.0%	1.6%	1.5%	1.0%	3.3%	2.3%	2.1%	0.1%	0.1%
General Support		0.0%	3.0%	2.6%	2.4%	0.6%	3.9%	2.4%	2.2%	0.0%	0.2%
Patient & Client Care	0.0%	4.9%	4.8%	4.8%	3.3%	3.1%	1.9%	3.8%	3.1%	0.2%	0.4%
Total May:	0.0%	7.1%	6.1%	6.2%	6.5%	4.4%	3.5%	5.2%	3.3%	0.1%	1.8%
Medical & Dental		0.0%	0.0%	0.0%	1.7%	0.0%	1.7%	0.7%	0.3%	0.1%	0.3%
Nursing & Midwifery		10.2%	6.5%	7.3%	7.0%	6.7%	4.5%	6.4%	3.7%	0.1%	2.6%
Health & Social Care Professionals		5.0%	4.3%	4.4%	5.5%	2.4%	2.7%	3.4%	2.6%	0.0%	0.8%
Management & Administrative	0.0%	3.2%	1.6%	1.9%	2.9%	2.4%	3.8%	3.1%	2.5%	0.1%	0.5%
General Support		0.0%	4.0%	3.4%	6.4%	1.0%	3.0%	3.6%	2.4%	0.0%	1.1%
Patient & Client Care	0.0%	7.6%	7.6%	7.6%	6.9%	3.6%	3.0%	6.5%	4.0%	0.2%	2.3%
Total April:	0.0%	9.2%	9.0%	9.0%	8.6%	5.9%	6.7%	7.5%	3.7%	0.1%	3.8%
Medical & Dental		0.0%	0.0%	0.0%	0.0%	3.3%	5.2%	3.8%	1.2%		2.6%
Nursing & Midwifery		14.5%	9.5%	10.7%	10.4%	7.9%	8.4%	9.0%	3.5%	0.1%	5.5%
Health & Social Care Professionals		6.5%	6.6%	6.6%	7.6%	3.3%	6.2%	5.9%	3.6%	0.0%	2.3%
Management & Administrative	0.0%	1.5%	1.7%	1.6%	4.5%	2.4%	7.3%	4.9%	3.3%	0.1%	1.5%
General Support		0.7%	5.7%	4.9%	8.0%	1.2%	1.4%	4.0%	3.2%	0.0%	0.7%
Patient & Client Care	0.0%	9.7%	11.0%	10.9%	8.2%	6.7%	5.6%	9.0%	4.4%	0.1%	4.4%
Total March:	0.5%	5.0%	7.2%	6.8%	6.8%	6.4%	6.8%	6.7%	4.0%	0.2%	2.4%
Medical & Dental		0.0%	0.0%	0.0%	0.0%	3.2%	3.6%	3.2%	0.7%	0.0%	2.4%
Nursing & Midwifery		5.7%	7.8%	7.3%	7.0%	7.9%	8.4%	7.7%	4.2%	0.2%	3.2%
Health & Social Care Professionals		6.4%	6.1%	6.1%	8.7%	5.6%	7.5%	6.7%	3.8%	0.1%	2.8%
Management & Administrative	0.5%	2.3%	1.9%	2.0%	5.0%	4.9%	6.6%	5.3%	3.5%	0.1%	1.6%
General Support		5.9%	5.0%	5.1%	7.7%	4.5%	1.2%	4.6%	3.1%	0.2%	1.3%
Patient & Client Care	0.0%	4.6%	8.2%	7.8%	6.7%	5.9%	6.4%	7.0%	4.8%	0.3%	2.0%
Total February:	0.5%	5.9%	5.2%	5.3%	5.3%	2.3%	3.1%	4.1%	3.8%	0.3%	
Medical & Dental		0.0%	0.0%	0.0%	0.0%	0.9%	1.7%	1.2%	1.1%	0.1%	
Nursing & Midwifery		9.4%	4.8%	5.5%	4.5%	3.1%	2.7%	3.8%	3.6%	0.2%	
Health & Social Care Professionals		7.0%	6.1%	6.2%	3.4%	1.2%	3.9%	4.6%	4.3%	0.3%	
Management & Administrative	0.6%	4.0%	2.2%	2.4%	2.8%	2.9%	3.4%	3.0%	2.8%	0.2%	
General Support		0.0%	2.3%	2.1%	6.4%	2.5%	0.1%	2.8%	2.6%	0.1%	
Patient & Client Care	0.0%	4.3%	5.6%	5.5%	6.2%	1.4%	4.9%	5.1%	4.7%	0.4%	
Total January:	0.0%	5.4%	6.5%	6.3%	5.8%	4.1%	4.0%	5.0%	4.7%	0.4%	
Medical & Dental		0.0%	0.0%	0.0%	0.0%	2.0%	4.3%	2.9%	2.8%	0.1%	
Nursing & Midwifery		7.7%	5.6%	6.3%	4.6%	5.1%	3.4%	4.8%	4.4%	0.4%	
Health & Social Care Professionals		6.7%	8.2%	8.0%	5.7%	2.4%	4.3%	5.2%	4.8%	0.4%	
Management & Administrative	0.0%	1.1%	4.8%	3.6%	2.6%	3.8%	5.0%	4.2%	3.9%	0.3%	
General Support		0.0%	4.7%	3.8%	7.6%	5.2%	0.6%	4.4%	4.3%	0.1%	
Patient & Client Care	0.0%	5.0%	6.4%	6.2%	6.9%	3.3%	4.3%	5.8%	5.3%	0.5%	
CHO 2: 2019 overall		4.9%	4.7%	4.8%	5.1%	4.1%	3.9%	4.5%	4.2%	0.3%	
<i>Medical & Dental</i>		4.0%	0.4%	1.6%	0.0%	1.2%	2.0%	1.4%	1.3%	0.1%	
<i>Nursing & Midwifery</i>		8.8%	5.0%	5.9%	5.0%	5.4%	5.1%	5.3%	5.0%	0.3%	
<i>Health & Social Care Professionals</i>		2.9%	4.4%	4.2%	2.1%	4.3%	3.6%	3.9%	3.6%	0.3%	
<i>Management & Administrative</i>		1.7%	2.5%	2.3%	2.2%	3.5%	4.0%	3.4%	3.2%	0.3%	
<i>General Support</i>		0.0%	4.2%	3.6%	4.3%	3.8%	1.0%	3.2%	3.0%	0.1%	
<i>Patient & Client Care</i>		4.5%	5.1%	5.1%	5.9%	2.7%	4.1%	4.9%	4.5%	0.4%	

CHO 2 Absence Rate - by Staff Category & S38 Agency	Bros. of Charity, West Region	Total absence	Certified absence	Self-certified absence	COVID-19 absence
CHO 2: S38 2020 overall	5.9%	5.9%	4.4%	0.3%	1.2%
<i>Medical & Dental</i>	<i>0.0%</i>	<i>0.0%</i>			
<i>Nursing & Midwifery</i>	<i>6.1%</i>	<i>6.1%</i>	<i>4.2%</i>	<i>0.3%</i>	<i>1.6%</i>
<i>Health & Social Care Professionals</i>	<i>5.5%</i>	<i>5.5%</i>	<i>4.4%</i>	<i>0.2%</i>	<i>0.9%</i>
<i>Management & Administrative</i>	<i>2.1%</i>	<i>2.1%</i>	<i>1.8%</i>	<i>0.2%</i>	<i>0.1%</i>
<i>General Support</i>	<i>4.0%</i>	<i>4.0%</i>	<i>2.9%</i>	<i>0.3%</i>	<i>0.8%</i>
<i>Patient & Client Care</i>	<i>6.7%</i>	<i>6.7%</i>	<i>5.0%</i>	<i>0.3%</i>	<i>1.4%</i>
Total July:	4.0%	4.0%	3.7%	0.2%	0.1%
Medical & Dental	0.0%	0.0%			
Nursing & Midwifery	3.7%	3.7%	3.4%	0.3%	
Health & Social Care Professionals	4.2%	4.2%	3.9%	0.2%	0.0%
Management & Administrative	1.3%	1.3%	1.0%	0.1%	0.2%
General Support	4.8%	4.8%	4.2%	0.2%	0.3%
Patient & Client Care	4.3%	4.3%	4.0%	0.3%	0.1%
Total June:	4.2%	4.2%	3.8%	0.2%	0.2%
Medical & Dental	0.0%	0.0%			
Nursing & Midwifery	5.0%	5.0%	4.8%	0.1%	0.0%
Health & Social Care Professionals	3.3%	3.3%	3.0%	0.2%	0.1%
Management & Administrative	2.0%	2.0%	1.9%	0.1%	
General Support	3.0%	3.0%	1.9%	0.1%	1.0%
Patient & Client Care	4.8%	4.8%	4.2%	0.3%	0.3%
Total May:	6.1%	6.1%	3.6%	0.1%	2.4%
Medical & Dental	0.0%	0.0%			
Nursing & Midwifery	6.5%	6.5%	3.7%	0.1%	2.7%
Health & Social Care Professionals	4.3%	4.3%	2.7%	0.1%	1.5%
Management & Administrative	1.6%	1.6%	1.3%	0.1%	0.2%
General Support	4.0%	4.0%	2.8%		1.2%
Patient & Client Care	7.6%	7.6%	4.3%	0.1%	3.1%
Total April:	9.0%	9.0%	4.8%	0.1%	4.1%
Medical & Dental	0.0%	0.0%			
Nursing & Midwifery	9.5%	9.5%	4.0%		5.4%
Health & Social Care Professionals	6.6%	6.6%	4.0%	0.1%	2.5%
Management & Administrative	1.7%	1.7%	1.5%	0.1%	0.1%
General Support	5.7%	5.7%	3.5%	0.1%	2.1%
Patient & Client Care	11.0%	11.0%	5.9%	0.1%	5.0%
Total March:	7.2%	7.2%	4.6%	0.3%	2.3%
Medical & Dental	0.0%	0.0%			
Nursing & Midwifery	7.8%	7.8%	4.1%	0.5%	3.2%
Health & Social Care Professionals	6.1%	6.1%	3.6%	0.2%	2.3%
Management & Administrative	1.9%	1.9%	1.7%		0.2%
General Support	5.0%	5.0%	2.7%	0.6%	1.6%
Patient & Client Care	8.2%	8.2%	5.6%	0.3%	2.3%
Total February:	5.2%	5.2%	4.8%	0.4%	
Medical & Dental	0.0%	0.0%			
Nursing & Midwifery	4.8%	4.8%	4.4%	0.3%	
Health & Social Care Professionals	6.1%	6.1%	5.8%	0.3%	
Management & Administrative	2.2%	2.2%	1.7%	0.5%	
General Support	2.3%	2.3%	2.0%	0.3%	
Patient & Client Care	5.6%	5.6%	5.1%	0.4%	
Total January:	6.5%	6.5%	6.0%	0.5%	
Medical & Dental	0.0%	0.0%			
Nursing & Midwifery	5.6%	5.6%	5.1%	0.5%	
Health & Social Care Professionals	8.2%	8.2%	7.9%	0.4%	
Management & Administrative	4.8%	4.8%	4.1%	0.7%	
General Support	4.7%	4.7%	4.2%	0.5%	
Patient & Client Care	6.4%	6.4%	5.7%	0.6%	
CHO 2: S38 2019 overall	4.7%	4.7%	4.4%	0.4%	
<i>Medical & Dental</i>	<i>0.4%</i>	<i>0.4%</i>	<i>0.2%</i>	<i>0.2%</i>	
<i>Nursing & Midwifery</i>	<i>5.0%</i>	<i>5.0%</i>	<i>4.6%</i>	<i>0.4%</i>	
<i>Health & Social Care Professionals</i>	<i>4.4%</i>	<i>4.4%</i>	<i>4.0%</i>	<i>0.4%</i>	
<i>Management & Administrative</i>	<i>2.5%</i>	<i>2.5%</i>	<i>2.2%</i>	<i>0.3%</i>	
<i>General Support</i>	<i>4.2%</i>	<i>4.2%</i>	<i>4.0%</i>	<i>0.2%</i>	
<i>Patient & Client Care</i>	<i>5.1%</i>	<i>5.1%</i>	<i>4.7%</i>	<i>0.4%</i>	