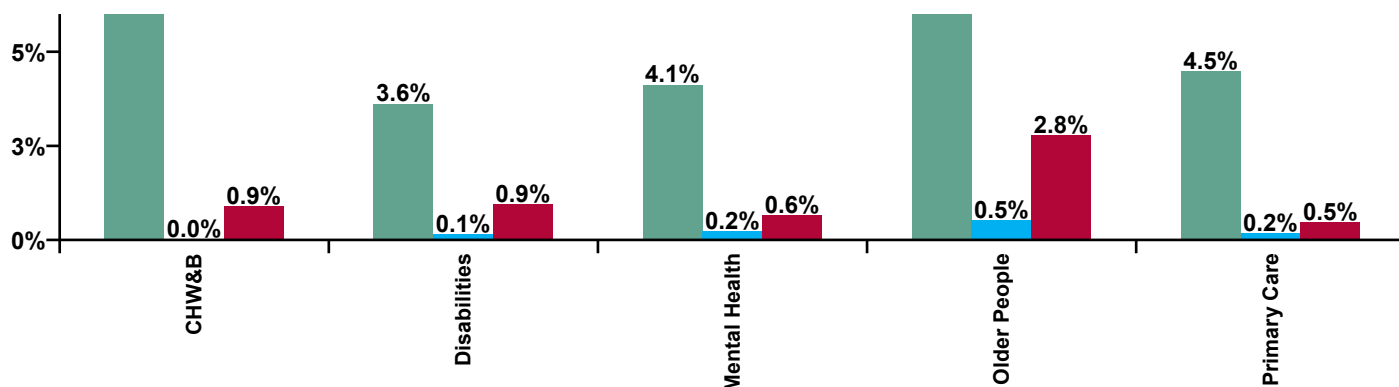


December 2020

CHO 3 Absence Rate - by Staff Category: Dec 2020	Certified absence	Self-certified absence	COVID-19 absence	Total absence rate	Certified	Self-certified	COVID-19
CHO 3	4.9%	0.2%	1.1%	6.3%	78.0%	3.7%	18.3%
Medical & Dental	3.5%	0.1%	1.0%	4.6%	75.6%	2.5%	21.8%
Nursing & Midwifery	5.9%	0.3%	1.7%	7.8%	75.6%	3.2%	21.2%
Health & Social Care Professionals	4.6%	0.2%	0.7%	5.5%	83.7%	4.0%	12.2%
Management & Administrative	3.5%	0.2%	0.5%	4.2%	83.4%	3.7%	12.9%
General Support	6.3%	0.1%	0.6%	7.1%	89.9%	1.8%	8.3%
Patient & Client Care	4.4%	0.3%	1.2%	5.9%	75.3%	4.6%	20.2%

CHO 3 Absence Rate - by Care Group: Dec 2020	Certified absence	Self-certified absence	COVID-19 absence	Total absence rate	Certified	Self-certified	COVID-19
CHO 3	4.9%	0.2%	1.1%	6.3%	78.0%	3.7%	18.3%
Community Health & Wellbeing	11.1%		0.9%	12.0%	92.5%	0.0%	7.5%
Health Service Executive	3.8%	0.2%	0.1%	4.1%	91.7%	5.2%	3.2%
Section 38 Voluntary Agencies	3.6%	0.1%	1.0%	4.7%	76.3%	2.9%	20.9%
Disabilities	3.6%	0.1%	0.9%	4.7%	77.1%	3.0%	19.9%
Older People	8.9%	0.5%	2.8%	12.2%	73.1%	4.2%	22.7%
Mental Health	4.1%	0.2%	0.6%	5.0%	82.4%	4.7%	12.9%
Primary Care	4.5%	0.2%	0.5%	5.1%	87.8%	3.3%	8.9%

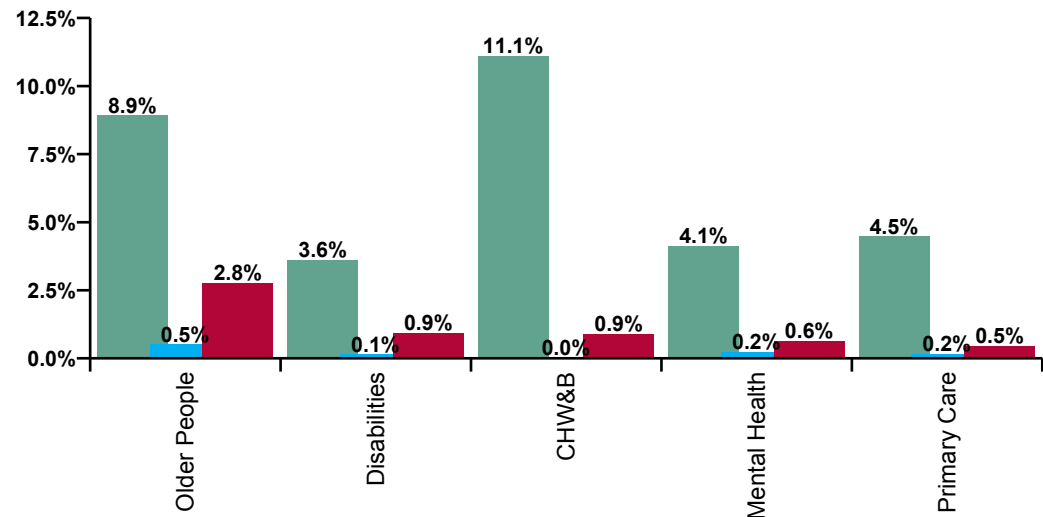
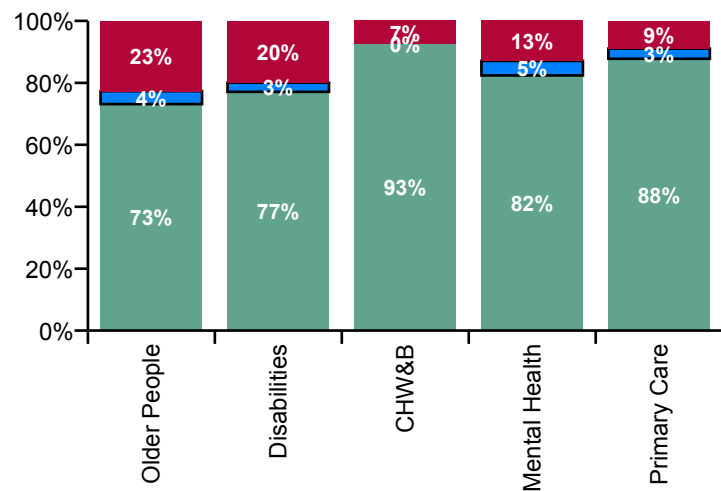
Certified, self-certified & COVID-19: Dec 2020



Legend

Certified absence
Self-certified absence
COVID-19 absence

CHO 3 Overall Absence Rate - by Care Group & Staff Category: Dec 2020	Medical & Dental	Nursing & Midwifery	Health & Social Care Professionals	Management & Administrative	General Support	Patient & Client Care	Certified absence	Self-certified absence	COVID-19 absence	Total absence
CHO 3	4.6%	7.8%	5.5%	4.2%	7.1%	5.9%	4.9%	0.2%	1.1%	6.3%
Community Health & Wellbeing		14.3%	0.0%	15.4%		0.0%	11.1%		0.9%	12.0%
Health Service Executive			6.7%	1.4%	13.7%	0.0%	3.8%	0.2%	0.1%	4.1%
Section 38 Voluntary Agencies	27.3%	6.3%	5.8%	3.5%	3.1%	3.9%	3.6%	0.1%	1.0%	4.7%
Disabilities	27.3%	6.3%	5.9%	2.7%	4.3%	3.8%	3.6%	0.1%	0.9%	4.7%
Older People	0.0%	13.9%	8.7%	5.9%	11.8%	12.5%	8.9%	0.5%	2.8%	12.2%
Mental Health	2.0%	6.5%	2.5%	2.1%	5.9%	6.0%	4.1%	0.2%	0.6%	5.0%
Primary Care	6.8%	4.5%	6.9%	4.4%	3.5%	5.4%	4.5%	0.2%	0.5%	5.1%



Certified absence

Self-certified absence

COVID-19 absence

CHO 3 Absence Rate - by Care Group, Staff Category & Absence type: Dec 2020

Community Health & Wellbeing by Staff Category Dec 2020	Certified absence	Self-certified absence	COVID-19 absence	Total absence	Certified	Self-certified	COVID-19
Total	11.1%	0.0%	0.9%	12.0%	92.5%	0.0%	7.5%

Disabilities by Staff Category Dec 2020	Certified absence	Self-certified absence	COVID-19 absence	Total absence	Certified	Self-certified	COVID-19
Total	3.6%	0.1%	0.9%	4.7%	77.1%	3.0%	19.9%
Medical & Dental	27.3%	0.0%	0.0%	27.3%	100.0%	0.0%	0.0%
Nursing & Midwifery	4.4%	0.1%	1.8%	6.3%	70.1%	1.0%	29.0%
Health & Social Care Professionals	4.8%	0.3%	0.8%	5.9%	81.4%	4.3%	14.2%
Management & Administrative	2.7%	0.0%	0.0%	2.7%	100.0%	0.0%	0.0%
General Support	3.1%	0.0%	1.2%	4.3%	72.1%	0.0%	27.9%
Patient & Client Care	2.9%	0.2%	0.7%	3.8%	77.9%	4.0%	18.1%

Older People by Staff Category Dec 2020	Certified absence	Self-certified absence	COVID-19 absence	Total absence	Certified	Self-certified	COVID-19
Total	8.9%	0.5%	2.8%	12.2%	73.1%	4.2%	22.7%
Medical & Dental				0.0%			
Nursing & Midwifery	10.1%	0.6%	3.2%	13.9%	72.6%	4.2%	23.2%
Health & Social Care Professionals	8.2%	0.0%	0.5%	8.7%	94.2%	0.0%	5.8%
Management & Administrative	4.1%	0.1%	1.7%	5.9%	69.8%	1.3%	29.0%
General Support	11.1%	0.2%	0.4%	11.8%	94.4%	1.8%	3.8%
Patient & Client Care	8.4%	0.7%	3.4%	12.5%	67.6%	5.3%	27.1%

Mental Health by Staff Category Dec 2020	Certified absence	Self-certified absence	COVID-19 absence	Total absence	Certified	Self-certified	COVID-19
Total	4.1%	0.2%	0.6%	5.0%	82.4%	4.7%	12.9%
Medical & Dental	0.4%	0.3%	1.3%	2.0%	22.7%	12.8%	64.5%
Nursing & Midwifery	5.3%	0.3%	0.9%	6.5%	81.8%	4.4%	13.7%
Health & Social Care Professionals	2.3%	0.2%	0.0%	2.5%	93.5%	6.5%	0.0%
Management & Administrative	0.9%	0.3%	0.9%	2.1%	42.4%	13.8%	43.8%
General Support	5.4%	0.2%	0.3%	5.9%	91.7%	3.2%	5.2%
Patient & Client Care	6.0%	0.1%	0.0%	6.0%	98.9%	1.1%	0.0%

Primary Care by Staff Category Dec 2020	Certified absence	Self-certified absence	COVID-19 absence	Total absence	Certified	Self-certified	COVID-19
Total	4.5%	0.2%	0.5%	5.1%	87.8%	3.3%	8.9%
Medical & Dental	5.9%	0.0%	0.8%	6.8%	87.6%	0.0%	12.4%
Nursing & Midwifery	4.0%	0.1%	0.4%	4.5%	88.9%	1.5%	9.6%
Health & Social Care Professionals	5.7%	0.2%	0.9%	6.9%	82.9%	3.5%	13.6%
Management & Administrative	3.9%	0.2%	0.3%	4.4%	87.6%	4.9%	7.5%
General Support	3.4%	0.1%	0.0%	3.5%	95.9%	4.1%	0.0%
Patient & Client Care	4.9%	0.3%	0.3%	5.4%	90.0%	5.4%	4.6%

CHO 3 Absence Rate - by Staff Category & Care Group	CHW&B	HSE	S38	Disabilities	Older People	Mental Health	Primary Care	Total absence	Certified absence	Self-certified absence	COVID-19 absence
CHO 3: 2020 overall	7.8%	4.6%	5.2%	5.2%	10.5%	7.3%	5.6%	6.7%	5.2%	0.3%	1.2%
Medical & Dental			5.3%	5.3%	0.1%	3.5%	6.0%	4.6%	3.1%	0.2%	1.3%
Nursing & Midwifery	2.4%		6.4%	6.4%	10.6%	9.3%	5.9%	8.2%	6.2%	0.4%	1.6%
Health & Social Care Professionals	7.5%	2.9%	4.5%	4.3%	9.7%	3.5%	4.2%	4.4%	3.3%	0.2%	0.9%
Management & Administrative	9.6%	2.4%	2.0%	2.2%	6.1%	6.3%	6.8%	5.7%	4.7%	0.2%	0.8%
General Support		19.0%	4.8%	6.0%	12.8%	5.6%	2.3%	7.7%	6.8%	0.2%	0.7%
Patient & Client Care	6.4%	7.1%	5.2%	5.2%	11.1%	9.2%	4.8%	6.7%	5.3%	0.3%	1.1%
Total December:	12.0%	4.1%	4.7%	4.7%	12.2%	5.0%	5.1%	6.3%	4.9%	0.2%	1.1%
Medical & Dental			27.3%	27.3%	0.0%	2.0%	6.8%	4.6%	3.5%	0.1%	1.0%
Nursing & Midwifery	14.3%		6.3%	6.3%	13.9%	6.5%	4.5%	7.8%	5.9%	0.3%	1.7%
Health & Social Care Professionals	0.0%	6.7%	5.8%	5.9%	8.7%	2.5%	6.9%	5.5%	4.6%	0.2%	0.7%
Management & Administrative	15.4%	1.4%	3.5%	2.7%	5.9%	2.1%	4.4%	4.2%	3.5%	0.2%	0.5%
General Support		13.7%	3.1%	4.3%	11.8%	5.9%	3.5%	7.1%	6.3%	0.1%	0.6%
Patient & Client Care	0.0%	0.0%	3.9%	3.8%	12.5%	6.0%	5.4%	5.9%	4.4%	0.3%	1.2%
Total November:	9.4%	3.3%	5.0%	4.9%	9.6%	6.3%	4.3%	5.9%	4.8%	0.2%	0.9%
Medical & Dental			0.0%	0.0%	0.0%	1.1%	6.5%	3.9%	3.5%	0.1%	0.2%
Nursing & Midwifery	0.0%		5.0%	5.0%	10.6%	9.3%	3.8%	7.4%	6.1%	0.3%	1.1%
Health & Social Care Professionals	4.6%	2.4%	4.8%	4.4%	10.6%	2.5%	3.2%	4.1%	3.3%	0.2%	0.6%
Management & Administrative	12.1%	3.2%	1.9%	2.4%	5.1%	2.3%	4.7%	4.0%	3.0%	0.3%	0.7%
General Support		12.7%	7.9%	8.4%	9.9%	4.0%	3.9%	7.5%	6.2%	0.2%	1.1%
Patient & Client Care	0.0%	2.5%	5.1%	5.0%	9.6%	7.4%	4.1%	6.0%	4.7%	0.2%	1.1%
Total October:	8.3%	3.2%	5.4%	5.3%	10.4%	7.2%	4.1%	6.4%	4.8%	0.3%	1.3%
Medical & Dental			0.0%	0.0%	0.0%	1.1%	5.1%	3.0%	2.6%	0.1%	0.4%
Nursing & Midwifery	0.0%		6.2%	6.2%	11.0%	10.4%	4.4%	8.3%	6.0%	0.4%	1.9%
Health & Social Care Professionals	0.0%	0.7%	5.6%	4.9%	8.6%	2.7%	4.3%	4.5%	2.9%	0.1%	1.5%
Management & Administrative	11.5%	0.9%	2.4%	1.7%	6.0%	5.6%	3.8%	4.2%	3.6%	0.2%	0.3%
General Support		23.4%	3.7%	5.3%	12.3%	3.4%	0.7%	6.7%	6.2%	0.3%	0.2%
Patient & Client Care	0.0%	5.7%	5.3%	5.3%	10.5%	7.7%	4.5%	6.5%	5.0%	0.3%	1.2%
Total September:	6.9%	5.4%	5.0%	5.0%	12.8%	7.4%	4.5%	6.8%	5.6%	0.3%	1.0%
Medical & Dental			12.2%	12.2%	0.0%	1.8%	4.5%	3.2%	2.8%	0.1%	0.3%
Nursing & Midwifery	0.0%		6.5%	6.5%	12.2%	8.8%	4.2%	8.2%	6.8%	0.4%	1.0%
Health & Social Care Professionals	0.0%	4.3%	4.3%	4.3%	9.2%	4.4%	4.8%	4.7%	3.9%	0.1%	0.7%
Management & Administrative	10.5%	3.1%	0.5%	1.4%	10.7%	8.5%	6.0%	6.1%	5.0%	0.3%	0.8%
General Support		26.3%	3.8%	6.0%	15.8%	3.0%	1.0%	8.0%	7.5%	0.2%	0.4%
Patient & Client Care	2.3%	5.2%	5.0%	5.0%	13.7%	10.3%	2.6%	7.0%	5.4%	0.2%	1.4%
Total August:	4.2%	3.8%	5.8%	5.6%	10.6%	7.4%	5.5%	6.9%	5.7%	0.3%	1.0%
Medical & Dental			0.0%	0.0%	0.0%	1.3%	4.3%	2.7%	2.3%	0.1%	0.4%
Nursing & Midwifery	0.0%		7.6%	7.6%	9.2%	8.5%	5.3%	8.0%	6.5%	0.4%	1.1%
Health & Social Care Professionals	0.0%	1.5%	5.0%	4.6%	12.0%	3.7%	7.3%	5.2%	4.0%	0.2%	1.0%
Management & Administrative	5.4%	2.9%	1.4%	2.4%	9.0%	9.4%	5.9%	6.5%	6.0%	0.1%	0.4%
General Support		14.4%	1.8%	2.9%	14.3%	3.6%	3.4%	6.9%	6.3%	0.2%	0.4%
Patient & Client Care	8.2%	5.8%	5.7%	5.7%	11.2%	11.8%	4.3%	7.2%	5.8%	0.3%	1.1%
Total July:	3.5%	4.5%	3.8%	3.9%	10.4%	6.3%	4.3%	5.6%	5.0%	0.2%	0.4%
Medical & Dental			10.7%	10.7%	0.0%	1.3%	4.6%	2.9%	2.8%	0.2%	
Nursing & Midwifery	16.8%		4.3%	4.3%	10.4%	7.7%	4.4%	6.8%	5.7%	0.3%	0.7%
Health & Social Care Professionals	0.0%	1.9%	2.3%	2.2%	6.3%	3.0%	3.9%	2.9%	2.4%	0.2%	0.3%
Management & Administrative	0.0%	0.8%	0.7%	0.7%	4.6%	7.4%	5.2%	4.3%	4.2%	0.1%	0.1%
General Support		13.6%	6.0%	6.9%	14.2%	4.0%	2.4%	8.2%	7.8%	0.1%	0.3%
Patient & Client Care	0.0%	11.6%	4.2%	4.4%	11.0%	10.0%	2.7%	6.2%	5.5%	0.2%	0.4%
Total June:	3.2%	3.6%	4.8%	4.8%	8.7%	6.9%	4.1%	5.8%	4.8%	0.2%	0.8%
Medical & Dental			0.0%	0.0%	0.0%	2.9%	5.5%	4.0%	3.2%	0.1%	0.7%
Nursing & Midwifery	0.0%		6.0%	6.0%	8.8%	8.7%	4.6%	7.2%	6.1%	0.2%	0.9%
Health & Social Care Professionals	0.0%	2.7%	2.7%	2.7%	6.3%	2.4%	1.9%	2.7%	1.9%	0.2%	0.6%
Management & Administrative	0.0%	2.2%	2.9%	2.5%	5.2%	7.0%	4.6%	4.7%	4.3%	0.3%	0.2%
General Support		12.0%	8.3%	8.7%	10.9%	6.2%	1.3%	7.8%	7.2%	0.2%	0.4%
Patient & Client Care	15.0%	4.2%	4.8%	4.7%	9.1%	10.0%	5.3%	6.1%	4.7%	0.3%	1.0%
Total May:	11.8%	4.0%	6.0%	5.9%	9.3%	9.7%	5.1%	7.2%	5.0%	0.2%	2.0%
Medical & Dental			0.0%	0.0%	0.0%	8.2%	5.7%	6.5%	2.6%	0.2%	3.8%
Nursing & Midwifery	0.0%		7.6%	7.6%	9.7%	13.3%	6.8%	9.7%	6.5%	0.2%	3.0%
Health & Social Care Professionals	46.5%	0.2%	3.8%	3.3%	10.7%	1.9%	1.4%	3.2%	2.0%	0.1%	1.1%
Management & Administrative	0.9%	3.0%	1.6%	2.4%	4.7%	6.6%	6.4%	5.4%	4.4%	0.1%	0.9%
General Support		18.8%	7.1%	8.1%	12.0%	7.9%	0.0%	8.1%	6.6%	0.3%	1.2%
Patient & Client Care	7.9%	8.8%	6.1%	6.2%	9.2%	9.5%	5.5%	7.1%	5.0%	0.3%	1.8%
Total April:	16.9%	5.3%	6.0%	6.0%	11.6%	9.9%	8.2%	8.2%	5.7%	0.1%	2.4%
Medical & Dental			0.0%	0.0%	0.0%	8.1%	9.9%	8.5%	3.7%	0.1%	4.6%
Nursing & Midwifery	0.0%		7.9%	7.9%	11.8%	12.2%	9.9%	10.5%	6.5%	0.2%	3.7%
Health & Social Care Professionals	31.0%	2.6%	3.9%	3.7%	12.2%	6.1%	5.3%	5.1%	3.7%	0.1%	1.3%
Management & Administrative	19.3%	1.6%	3.4%	2.6%	4.2%	7.5%	10.1%	7.5%	5.2%	0.0%	2.3%
General Support		20.8%	5.2%	6.3%	14.1%	8.9%	0.1%	8.4%	6.0%	0.1%	2.3%
Patient & Client Care	9.3%	11.4%	6.0%	6.2%	12.5%	9.4%	5.8%	7.8%	6.1%	0.1%	1.5%
Total March:	10.5%	7.1%	6.8%	6.8%	11.5%	9.4%	9.3%	8.6%	5.4%	0.3%	3.0%
Medical & Dental			0.0%	0.0%	0.0%	6.7%	9.3%	7.6%	3.0%	0.2%	4.4%
Nursing & Midwifery	0.0%		8.2%	8.2%	11.5%	11.1%	10.8%	10.2%	6.2%	0.3%	3.8%
Health & Social Care Professionals	7.2%	5.5%	6.0%	5.9%	13.9%	7.5%	6.8%	6.8%	3.9%	0.2%	2.8%
Management & Administrative	14.7%	4.0%	3.7%	3.8%	6.5%	6.0%	10.7%	8.1%	4.8%	0.2%	3.1%
General Support		34.1%	3.6%	5.0%	11.5%	8.9%	2.8%	7.7%	6.2%	0.2%	1.3%
Patient & Client Care	15.2%	10.1%	6.9%	7.0%	12.6%	9.5%	8.1%	8.4%	5.6%	0.3%	2.5%
Total February:	2.4%	5.1%	4.3%	4.4%	9.4%	5.7%	5.7%	5.8%	5.3%	0.5%	
Medical & Dental			0.0%	0.0%	1.6%	2.7%	5.2%	3.9%	3.5%	0.3%	
Nursing & Midwifery	0.0%		5.3%	5.3%	8.7%	6.7%	5.9%	6.6%	6.0%	0.6%	
Health & Social Care Professionals	0.0%	3.5%	3.8%	3.8%	8.9%	1.8%	1.9%	3.3%	2.9%	0.4%	
Management & Administrative	4.7%	2.2%	1.2%	1.5%	5.9%	5.3%	8.6%	6.3%	5.9%	0.4%	
General Support		35.0%	4.1%	5.5%	12.1%	6.6%	3.9%	7.9%	7.5%	0.4%	
Patient & Client Care	2.7%	7.8%	4.3%	4.4%	10.4%	10.7%	3.6%	5.9%	5.5%	0.4%	
Total January:	1.0%	6.4%	5.0%	5.1%	10.2%	6.3%	6.7%	6.6%	6.1%	0.5%	
Medical & Dental			0.0%	0.0%	0.0%	3.8%	4.3%	3.8%	3.4%	0.4%	
Nursing & Midwifery	0.0%		5.8%	5.8%	8.9%	7.6%	6.7%	7.2%	6.6%	0.6%	
Health & Social Care Professionals	0.0%	3.1%	5.6%	5.2%	9.0%	3.1%	3.1%	4.5%	4.1%	0.4%	
Management & Administrative	0.0%	4.3%	2.0%	2.7%	5.3%	7.5%	9.7%	7.1%	6.6%	0.5%	
General Support		33.9%	3.4%	4.7%	14.7%	4.3%	5.0%	8.3%	8.0%	0.3%	
Patient & Client Care	4.8%	10.6%	4.8%	5.0%	11.8%	8.0%	6.1%	6.8%	6.2%	0.6%	
CHO 3: 2019 overall		5.2%	4.3%	4.4%	7.8%	5.9%	5.2%	5.4%	4.9%	0.4%	
Medical & Dental			0.4%	0.4%	2.7%	4.8%	4.4%	4.4%	4.1%	0.3%	
Nursing & Midwifery			5.1%	5.1%	8.1%	6.8%	5.9%	6.4%	5.9%	0.5%	
Health & Social Care Professionals		4.0%	4.3%	4.2%	4.8%	3.5%	3.4%	4.0%	3.6%	0.4%	
Management & Administrative		6.7%	2.7%	3.9%	4.3%	4.4%	6.1%	5.1%	4.8%	0.3%	
General Support		33.6%	4.7%	5.9%	10.9%	7.1%	3.5%	7.5%	7.2%	0.3%	
Patient & Client Care		2.7%	4.1%	4.1%	8.1%	7.2%	5.1%	5.0%	4.6%	0.5%	

CHO 3 Absence Rate - by Staff Category & S38 Agency	Bros. of Charity, Clare	Bros. of Charity, Limerick	Daughters of Charity, Limerick	Daughters of Charity, Roscrea	Total absence	Certified absence	Self-certified absence	COVID-19 absence
CHO 3: S38 2020 overall	4.4%	6.3%	5.0%	4.5%	5.2%	4.0%	0.2%	1.0%
<i>Medical & Dental</i>	0.0%	5.7%			5.3%	5.3%		
<i>Nursing & Midwifery</i>	2.6%	7.0%	6.2%	5.9%	6.4%	5.1%	0.2%	1.1%
<i>Health & Social Care Professionals</i>	5.2%	5.2%	3.1%	4.2%	4.5%	3.4%	0.2%	0.9%
<i>Management & Administrative</i>	1.1%	1.8%	2.1%	3.1%	2.0%	1.3%	0.0%	0.6%
<i>General Support</i>		6.9%	4.7%	3.5%	4.8%	3.9%	0.1%	0.8%
<i>Patient & Client Care</i>	4.3%	6.7%	4.8%	4.4%	5.2%	3.9%	0.2%	1.1%
Total December:	4.1%	6.2%	4.0%	4.0%	4.7%	3.6%	0.1%	1.0%
Medical & Dental	0.0%	28.3%			27.3%	27.3%		
Nursing & Midwifery	19.2%	8.2%	5.3%	5.5%	6.3%	4.4%	0.1%	1.8%
Health & Social Care Professionals	9.1%	5.5%	2.8%	8.5%	5.8%	4.6%	0.2%	0.9%
Management & Administrative	0.0%	3.7%	4.1%		3.5%	3.5%		
General Support		1.3%	3.3%		3.1%	1.7%		1.3%
Patient & Client Care	2.5%	5.8%	3.4%	3.0%	3.9%	3.0%	0.2%	0.7%
Total November:	4.7%	6.1%	4.1%	4.9%	5.0%	3.8%	0.2%	1.0%
Medical & Dental		0.0%			0.0%			
Nursing & Midwifery	0.0%	5.5%	5.0%	4.3%	5.0%	3.9%	0.2%	1.0%
Health & Social Care Professionals	6.0%	5.7%	0.4%	10.0%	4.8%	4.0%	0.1%	0.6%
Management & Administrative	0.0%	2.5%	3.0%	0.3%	1.9%	1.5%		0.4%
General Support		25.4%	4.7%	7.9%	7.9%	4.6%	0.2%	3.0%
Patient & Client Care	4.5%	6.2%	4.8%	4.4%	5.1%	3.8%	0.2%	1.1%
Total October:	4.6%	7.9%	4.3%	3.7%	5.4%	3.7%	0.2%	1.6%
Medical & Dental	0.0%	0.0%			0.0%			
Nursing & Midwifery	9.9%	8.0%	4.8%	8.2%	6.2%	4.5%	0.2%	1.5%
Health & Social Care Professionals	4.8%	9.0%	2.0%	4.6%	5.6%	3.2%	0.1%	2.3%
Management & Administrative	3.3%	2.8%		1.2%	2.4%	1.6%		0.8%
General Support		13.4%	1.8%	5.8%	3.7%	3.4%	0.2%	
Patient & Client Care	4.5%	7.6%	5.8%	2.8%	5.3%	3.7%	0.2%	1.5%
Total September:	3.2%	7.2%	4.9%	3.2%	5.0%	3.6%	0.1%	1.3%
Medical & Dental	0.0%	12.8%			12.2%	12.2%		
Nursing & Midwifery	0.0%	8.3%	6.2%	3.5%	6.5%	5.2%	0.1%	1.3%
Health & Social Care Professionals	2.9%	7.9%	1.4%	3.5%	4.3%	3.5%	0.1%	0.8%
Management & Administrative	0.0%	0.0%	0.7%	0.9%	0.5%	0.2%		0.3%
General Support		11.3%	2.7%	3.6%	3.8%	3.3%		0.6%
Patient & Client Care	3.5%	6.8%	6.3%	3.3%	5.0%	3.4%	0.1%	1.5%
Total August:	4.7%	7.4%	5.5%	4.5%	5.8%	4.3%	0.2%	1.3%
Medical & Dental	0.0%	0.0%			0.0%			
Nursing & Midwifery	0.0%	10.3%	6.9%	4.6%	7.6%	6.2%	0.1%	1.3%
Health & Social Care Professionals	2.4%	7.4%	4.6%	3.7%	5.0%	3.5%	0.1%	1.4%
Management & Administrative	0.0%	0.8%			1.4%	0.5%		0.9%
General Support		2.1%	1.7%	2.0%	1.8%	0.9%	0.1%	0.7%
Patient & Client Care	5.8%	6.7%	5.4%	4.6%	5.7%	4.2%	0.2%	1.3%
Total July:	3.9%	3.6%	4.7%	2.5%	3.8%	3.4%	0.2%	0.3%
Medical & Dental	0.0%	12.0%			10.7%	10.7%		
Nursing & Midwifery	0.0%	4.3%	4.9%	1.4%	4.3%	3.8%	0.3%	0.3%
Health & Social Care Professionals	3.1%	1.4%	2.9%	1.9%	2.3%	2.1%	0.1%	0.1%
Management & Administrative	0.0%	0.0%	1.3%	0.6%	0.7%	0.7%		
General Support		0.0%	6.7%		6.0%	5.0%		1.0%
Patient & Client Care	4.4%	4.5%	5.2%	2.9%	4.2%	3.7%	0.2%	0.3%
Total June:	4.9%	5.6%	5.4%	2.2%	4.8%	3.6%	0.2%	1.1%
Medical & Dental	0.0%	0.0%			0.0%			
Nursing & Midwifery	0.0%	5.4%	7.0%	1.7%	6.0%	5.1%	0.0%	0.9%
Health & Social Care Professionals	3.9%	2.6%	1.7%		2.7%	1.8%	0.1%	0.8%
Management & Administrative	4.3%	1.5%			2.9%	1.7%		1.3%
General Support		2.7%	10.3%	1.5%	8.3%	7.0%	0.1%	1.1%
Patient & Client Care	5.3%	7.2%	3.3%	2.2%	4.8%	3.3%	0.2%	1.3%
Total May:	4.9%	8.5%	5.2%	4.0%	6.0%	4.1%	0.1%	1.8%
Medical & Dental	0.0%	0.0%			0.0%			
Nursing & Midwifery	0.0%	9.7%	6.5%	9.0%	7.6%	5.4%	0.1%	2.1%
Health & Social Care Professionals	5.3%	5.1%	1.3%	1.6%	3.8%	2.1%	0.1%	1.6%
Management & Administrative	1.5%	0.6%			1.6%	0.5%		1.1%
General Support		0.0%	8.0%		7.1%	7.0%		0.1%
Patient & Client Care	5.0%	10.1%	4.2%	3.4%	6.1%	4.1%	0.1%	1.9%
Total April:	3.8%	5.4%	6.6%	8.3%	6.0%	5.1%	0.1%	0.8%
Medical & Dental		0.0%			0.0%			
Nursing & Midwifery	0.0%	4.8%	8.9%	11.1%	7.9%	6.6%	0.2%	1.1%
Health & Social Care Professionals	5.4%	3.2%	2.7%		3.9%	3.6%	0.1%	0.2%
Management & Administrative	0.0%	0.3%		8.9%	3.4%	1.6%	0.1%	1.7%
General Support		0.0%	6.9%	0.4%	5.2%	3.8%		1.4%
Patient & Client Care	3.4%	7.0%	5.1%	7.9%	6.0%	5.1%	0.1%	0.8%
Total March:	5.1%	7.6%	6.7%	7.6%	6.8%	4.4%	0.2%	2.2%
Medical & Dental		0.0%			0.0%			
Nursing & Midwifery	0.0%	8.4%	7.6%	11.4%	8.2%	5.6%	0.1%	2.5%
Health & Social Care Professionals	6.9%	7.0%	4.8%	2.3%	6.0%	4.1%	0.1%	1.7%
Management & Administrative	1.0%	4.1%		4.9%	3.7%	0.7%	0.1%	2.9%
General Support		0.1%	4.1%		3.6%	2.7%	0.1%	0.8%
Patient & Client Care	4.6%	8.1%	7.1%	7.8%	6.9%	4.4%	0.2%	2.3%
Total February:	4.2%	3.9%	4.4%	5.1%	4.3%	4.0%	0.3%	
Medical & Dental		0.0%			0.0%			
Nursing & Midwifery	0.0%	4.2%	5.2%	9.7%	5.3%	5.0%	0.3%	
Health & Social Care Professionals	4.3%	2.4%	6.0%	1.8%	3.8%	3.5%	0.3%	
Management & Administrative	0.6%	1.1%	1.4%		1.2%	0.9%	0.2%	
General Support		8.9%	3.0%		4.1%	3.7%	0.3%	
Patient & Client Care	4.3%	4.4%	3.7%	4.7%	4.3%	4.0%	0.3%	
Total January:	5.0%	5.5%	4.8%	4.5%	5.0%	4.6%	0.4%	
Medical & Dental		0.0%			0.0%			
Nursing & Midwifery	0.0%	6.9%	6.0%	1.8%	5.8%	5.5%	0.3%	
Health & Social Care Professionals	9.1%	3.6%	6.7%	1.0%	5.6%	5.2%	0.4%	
Management & Administrative	0.8%	2.8%	1.5%	2.6%	2.0%	2.0%		
General Support		8.8%	2.4%	3.4%	3.4%	3.3%	0.1%	
Patient & Client Care	3.7%	5.8%	3.6%	5.6%	4.8%	4.4%	0.4%	
CHO 3: S38 2019 overall	3.6%	5.6%	3.9%	4.5%	4.3%	4.0%	0.3%	
<i>Medical & Dental</i>		0.4%			0.4%	0.4%		
<i>Nursing & Midwifery</i>	0.0%	7.4%	4.4%	4.1%	5.1%	4.8%	0.3%	
<i>Health & Social Care Professionals</i>	5.0%	4.3%	2.9%	3.6%	4.3%	3.9%	0.4%	
<i>Management & Administrative</i>	1.9%	4.6%	0.8%	3.9%	2.7%	2.4%	0.2%	
<i>General Support</i>		8.3%	4.7%	1.4%	4.7%	4.5%	0.2%	
<i>Patient & Client Care</i>	3.1%	5.4%	3.9%	4.8%	4.1%	3.8%	0.4%	