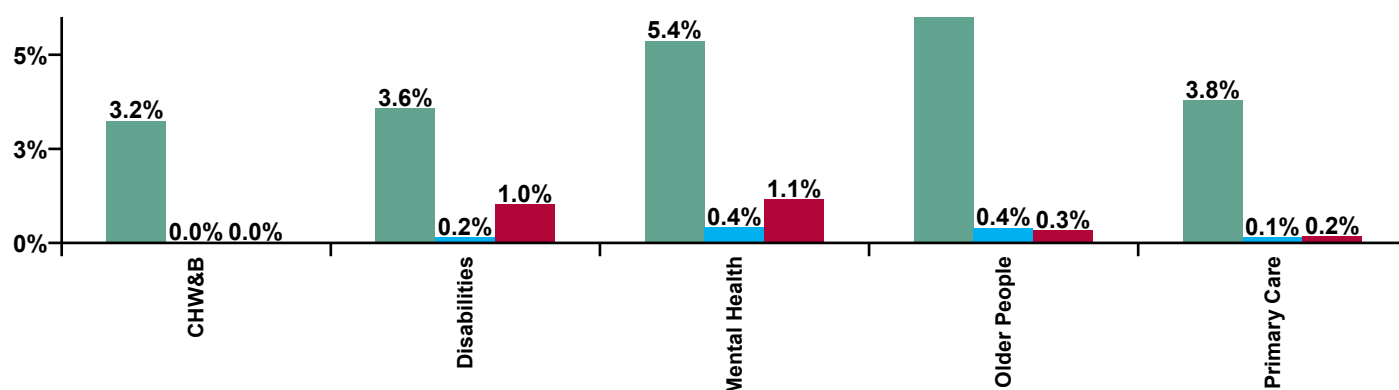


## June 2020

CHO 3 Absence Rate - by Staff Category: Jun 2020	Certified absence	Self-certified absence	COVID-19 absence	Total absence rate	Certified	Self-certified	COVID-19
<b>CHO 3</b>	<b>4.8%</b>	<b>0.2%</b>	<b>0.8%</b>	<b>5.8%</b>	<b>82.4%</b>	<b>4.2%</b>	<b>13.3%</b>
Medical & Dental	3.2%	0.1%	0.7%	4.0%	80.4%	3.0%	16.6%
Nursing & Midwifery	6.1%	0.2%	0.9%	7.2%	85.1%	3.0%	11.9%
Health & Social Care Professionals	1.9%	0.2%	0.6%	2.7%	72.5%	6.5%	21.0%
Management & Administrative	4.3%	0.3%	0.2%	4.7%	91.2%	5.3%	3.5%
General Support	7.2%	0.2%	0.4%	7.8%	92.9%	2.0%	5.1%
Patient & Client Care	4.7%	0.3%	1.0%	6.1%	77.4%	5.5%	17.1%

CHO 3 Absence Rate - by Care Group: Jun 2020	Certified absence	Self-certified absence	COVID-19 absence	Total absence rate	Certified	Self-certified	COVID-19
<b>CHO 3</b>	<b>4.8%</b>	<b>0.2%</b>	<b>0.8%</b>	<b>5.8%</b>	<b>82.4%</b>	<b>4.2%</b>	<b>13.3%</b>
<b>Community Health &amp; Wellbeing</b>	<b>3.2%</b>			<b>3.2%</b>	<b>100.0%</b>	<b>0.0%</b>	<b>0.0%</b>
Health Service Executive	3.3%	0.2%	0.2%	3.6%	91.0%	4.7%	4.3%
Section 38 Voluntary Agencies	3.6%	0.2%	1.1%	4.8%	74.3%	3.2%	22.5%
<b>Disabilities</b>	<b>3.6%</b>	<b>0.2%</b>	<b>1.0%</b>	<b>4.8%</b>	<b>75.2%</b>	<b>3.2%</b>	<b>21.6%</b>
<b>Older People</b>	<b>7.9%</b>	<b>0.4%</b>	<b>0.3%</b>	<b>8.7%</b>	<b>91.5%</b>	<b>4.6%</b>	<b>3.9%</b>
<b>Mental Health</b>	<b>5.4%</b>	<b>0.4%</b>	<b>1.1%</b>	<b>6.9%</b>	<b>77.6%</b>	<b>5.8%</b>	<b>16.6%</b>
<b>Primary Care</b>	<b>3.8%</b>	<b>0.1%</b>	<b>0.2%</b>	<b>4.1%</b>	<b>92.3%</b>	<b>3.6%</b>	<b>4.1%</b>

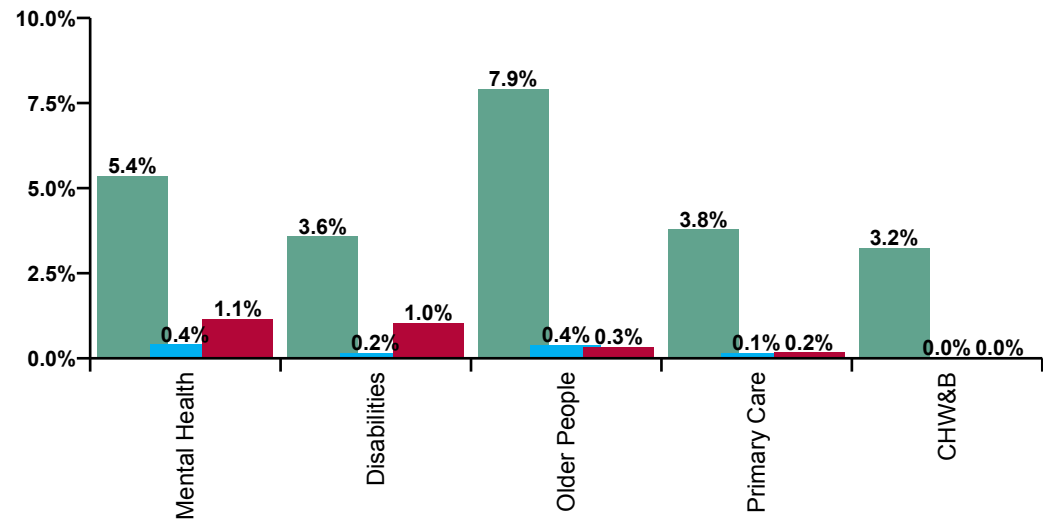
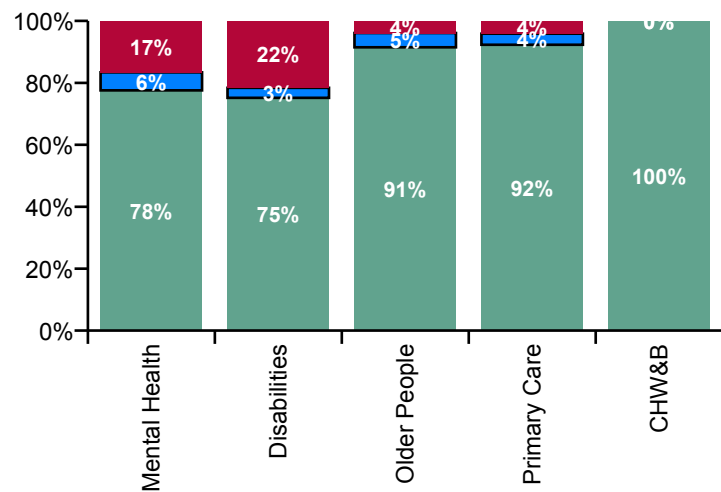
Certified, self-certified & COVID-19: Jun 2020



Legend

Certified absence
Self-certified absence
COVID-19 absence

CHO 3 Overall Absence Rate - by Care Group & Staff Category: Jun 2020	Medical & Dental	Nursing & Midwifery	Health & Social Care Professionals	Management & Administrative	General Support	Patient & Client Care	Certified absence	Self-certified absence	COVID-19 absence	Total absence
<b>CHO 3</b>	<b>4.0%</b>	<b>7.2%</b>	<b>2.7%</b>	<b>4.7%</b>	<b>7.8%</b>	<b>6.1%</b>	<b>4.8%</b>	<b>0.2%</b>	<b>0.8%</b>	<b>5.8%</b>
<b>Community Health &amp; Wellbeing</b>		<b>0.0%</b>	<b>0.0%</b>	<b>0.0%</b>		<b>15.0%</b>	<b>3.2%</b>			<b>3.2%</b>
Health Service Executive			2.7%	2.2%	12.0%	4.2%	3.3%	0.2%	0.2%	<b>3.6%</b>
Section 38 Voluntary Agencies	0.0%	6.0%	2.7%	2.9%	8.3%	4.8%	3.6%	0.2%	1.1%	<b>4.8%</b>
<b>Disabilities</b>	<b>0.0%</b>	<b>6.0%</b>	<b>2.7%</b>	<b>2.5%</b>	<b>8.7%</b>	<b>4.7%</b>	<b>3.6%</b>	<b>0.2%</b>	<b>1.0%</b>	<b>4.8%</b>
<b>Older People</b>	<b>0.0%</b>	<b>8.8%</b>	<b>6.3%</b>	<b>5.2%</b>	<b>10.9%</b>	<b>9.1%</b>	<b>7.9%</b>	<b>0.4%</b>	<b>0.3%</b>	<b>8.7%</b>
<b>Mental Health</b>	<b>2.9%</b>	<b>8.7%</b>	<b>2.4%</b>	<b>7.0%</b>	<b>6.2%</b>	<b>10.0%</b>	<b>5.4%</b>	<b>0.4%</b>	<b>1.1%</b>	<b>6.9%</b>
<b>Primary Care</b>	<b>5.5%</b>	<b>4.6%</b>	<b>1.9%</b>	<b>4.6%</b>	<b>1.3%</b>	<b>5.3%</b>	<b>3.8%</b>	<b>0.1%</b>	<b>0.2%</b>	<b>4.1%</b>



Certified absence

Self-certified absence

COVID-19 absence

### CHO 3 Absence Rate - by Care Group, Staff Category & Absence type: Jun 2020

Community Health & Wellbeing by Staff Category Jun 2020	Certified absence	Self-certified absence	COVID-19 absence	Total absence	Certified	Self-certified	COVID-19
<b>Total</b>	<b>3.2%</b>	<b>0.0%</b>	<b>0.0%</b>	<b>3.2%</b>	<b>100.0%</b>	<b>0.0%</b>	<b>0.0%</b>

Disabilities by Staff Category Jun 2020	Certified absence	Self-certified absence	COVID-19 absence	Total absence	Certified	Self-certified	COVID-19
<b>Total</b>	<b>3.6%</b>	<b>0.2%</b>	<b>1.0%</b>	<b>4.8%</b>	<b>75.2%</b>	<b>3.2%</b>	<b>21.6%</b>
Medical & Dental				<b>0.0%</b>			
Nursing & Midwifery	5.1%	0.0%	0.9%	<b>6.0%</b>	84.3%	0.3%	15.4%
Health & Social Care Professionals	1.9%	0.1%	0.7%	<b>2.7%</b>	70.2%	5.4%	24.4%
Management & Administrative	1.5%	0.2%	0.8%	<b>2.5%</b>	58.1%	8.7%	33.2%
General Support	7.6%	0.1%	1.0%	<b>8.7%</b>	87.6%	0.7%	11.7%
Patient & Client Care	3.3%	0.2%	1.2%	<b>4.7%</b>	69.6%	4.7%	25.7%

Older People by Staff Category Jun 2020	Certified absence	Self-certified absence	COVID-19 absence	Total absence	Certified	Self-certified	COVID-19
<b>Total</b>	<b>7.9%</b>	<b>0.4%</b>	<b>0.3%</b>	<b>8.7%</b>	<b>91.5%</b>	<b>4.6%</b>	<b>3.9%</b>
Medical & Dental				<b>0.0%</b>			
Nursing & Midwifery	8.4%	0.3%	0.1%	<b>8.8%</b>	94.7%	3.6%	1.7%
Health & Social Care Professionals	5.6%	0.3%	0.3%	<b>6.3%</b>	90.1%	4.9%	4.9%
Management & Administrative	5.1%	0.1%	0.0%	<b>5.2%</b>	98.7%	1.3%	0.0%
General Support	10.4%	0.3%	0.2%	<b>10.9%</b>	95.4%	3.1%	1.5%
Patient & Client Care	7.9%	0.6%	0.6%	<b>9.1%</b>	86.9%	6.2%	6.8%

Mental Health by Staff Category Jun 2020	Certified absence	Self-certified absence	COVID-19 absence	Total absence	Certified	Self-certified	COVID-19
<b>Total</b>	<b>5.4%</b>	<b>0.4%</b>	<b>1.1%</b>	<b>6.9%</b>	<b>77.6%</b>	<b>5.8%</b>	<b>16.6%</b>
Medical & Dental	1.1%	0.3%	1.5%	<b>2.9%</b>	38.9%	9.4%	51.7%
Nursing & Midwifery	6.5%	0.5%	1.7%	<b>8.7%</b>	74.7%	5.3%	20.0%
Health & Social Care Professionals	2.1%	0.1%	0.1%	<b>2.4%</b>	88.6%	5.7%	5.6%
Management & Administrative	6.4%	0.6%	0.0%	<b>7.0%</b>	91.4%	8.6%	0.0%
General Support	6.0%	0.1%	0.0%	<b>6.2%</b>	97.9%	2.1%	0.0%
Patient & Client Care	7.8%	0.7%	1.6%	<b>10.0%</b>	77.8%	6.7%	15.5%

Primary Care by Staff Category Jun 2020	Certified absence	Self-certified absence	COVID-19 absence	Total absence	Certified	Self-certified	COVID-19
<b>Total</b>	<b>3.8%</b>	<b>0.1%</b>	<b>0.2%</b>	<b>4.1%</b>	<b>92.3%</b>	<b>3.6%</b>	<b>4.1%</b>
Medical & Dental	5.5%	0.0%	0.0%	<b>5.5%</b>	100.0%	0.0%	0.0%
Nursing & Midwifery	4.6%	0.0%	0.0%	<b>4.6%</b>	100.0%	0.0%	0.0%
Health & Social Care Professionals	0.8%	0.3%	0.9%	<b>1.9%</b>	39.9%	13.7%	46.4%
Management & Administrative	4.3%	0.2%	0.1%	<b>4.6%</b>	94.0%	4.5%	1.5%
General Support	1.3%	0.0%	0.0%	<b>1.3%</b>	100.0%	0.0%	0.0%
Patient & Client Care	4.9%	0.4%	0.0%	<b>5.3%</b>	92.3%	7.7%	0.0%

CHO 3 Absence Rate - by Staff Category & Care Group	CHW&B	HSE	S38	Disabilities	Older People	Mental Health	Primary Care	Total absence	Certified absence	Self-certified absence	COVID-19 absence
<b>CHO 3: 2020 overall</b>	<b>7.9%</b>	<b>5.2%</b>	<b>5.5%</b>	<b>5.5%</b>	<b>10.1%</b>	<b>8.0%</b>	<b>6.6%</b>	<b>7.1%</b>	<b>5.4%</b>	<b>0.3%</b>	<b>1.4%</b>
<i>Medical &amp; Dental</i>			0.0%	0.0%	0.2%	5.5%	6.6%	5.8%	3.2%	0.2%	2.3%
<i>Nursing &amp; Midwifery</i>	0.0%		6.8%	6.8%	9.9%	10.0%	7.5%	8.6%	6.3%	0.4%	1.9%
<i>Health &amp; Social Care Professionals</i>	13.8%	2.9%	4.3%	4.1%	10.2%	3.8%	3.4%	4.3%	3.1%	0.2%	1.0%
<i>Management &amp; Administrative</i>	7.2%	2.9%	2.4%	2.6%	5.3%	6.7%	8.4%	6.6%	5.2%	0.3%	1.1%
<i>General Support</i>		22.1%	5.3%	6.4%	12.6%	7.1%	2.2%	8.0%	6.9%	0.2%	0.9%
<i>Patient &amp; Client Care</i>	9.3%	8.9%	5.5%	5.6%	10.9%	9.5%	5.7%	7.0%	5.5%	0.3%	1.2%
<b>Total June:</b>	<b>3.2%</b>	<b>3.6%</b>	<b>4.8%</b>	<b>4.8%</b>	<b>8.7%</b>	<b>6.9%</b>	<b>4.1%</b>	<b>5.8%</b>	<b>4.8%</b>	<b>0.2%</b>	<b>0.8%</b>
Medical & Dental			0.0%	0.0%	0.0%	2.9%	5.5%	4.0%	3.2%	0.1%	0.7%
Nursing & Midwifery	0.0%		6.0%	6.0%	8.8%	8.7%	4.6%	7.2%	6.1%	0.2%	0.9%
Health & Social Care Professionals	0.0%	2.7%	2.7%	2.7%	6.3%	2.4%	1.9%	2.7%	1.9%	0.2%	0.6%
Management & Administrative	0.0%	2.2%	2.9%	2.5%	5.2%	7.0%	4.6%	4.7%	4.3%	0.3%	0.2%
General Support		12.0%	8.3%	8.7%	10.9%	6.2%	1.3%	7.8%	7.2%	0.2%	0.4%
Patient & Client Care	15.0%	4.2%	4.8%	4.7%	9.1%	10.0%	5.3%	6.1%	4.7%	0.3%	1.0%
<b>Total May:</b>	<b>11.8%</b>	<b>4.0%</b>	<b>6.0%</b>	<b>5.9%</b>	<b>9.3%</b>	<b>9.7%</b>	<b>5.1%</b>	<b>7.2%</b>	<b>5.0%</b>	<b>0.2%</b>	<b>2.0%</b>
Medical & Dental			0.0%	0.0%	0.0%	8.2%	5.7%	6.5%	2.6%	0.2%	3.8%
Nursing & Midwifery	0.0%		7.6%	7.6%	9.7%	13.3%	6.8%	9.7%	6.5%	0.2%	3.0%
Health & Social Care Professionals	46.5%	0.2%	3.8%	3.3%	10.7%	1.9%	1.4%	3.2%	2.0%	0.1%	1.1%
Management & Administrative	0.9%	3.0%	1.6%	2.4%	4.7%	6.6%	6.4%	5.4%	4.4%	0.1%	0.9%
General Support		18.8%	7.1%	8.1%	12.0%	7.9%	0.0%	8.1%	6.6%	0.3%	1.2%
Patient & Client Care	7.9%	8.8%	6.1%	6.2%	9.2%	9.5%	5.5%	7.1%	5.0%	0.3%	1.8%
<b>Total April:</b>	<b>16.9%</b>	<b>5.3%</b>	<b>6.0%</b>	<b>6.0%</b>	<b>11.6%</b>	<b>9.9%</b>	<b>8.2%</b>	<b>8.2%</b>	<b>5.7%</b>	<b>0.1%</b>	<b>2.4%</b>
Medical & Dental			0.0%	0.0%	0.0%	8.1%	9.9%	8.5%	3.7%	0.1%	4.6%
Nursing & Midwifery	0.0%		7.9%	7.9%	11.8%	12.2%	9.9%	10.5%	6.5%	0.2%	3.7%
Health & Social Care Professionals	31.0%	2.6%	3.9%	3.7%	12.2%	6.1%	5.3%	5.1%	3.7%	0.1%	1.3%
Management & Administrative	19.3%	1.6%	3.4%	2.6%	4.2%	7.5%	10.1%	7.5%	5.2%	0.0%	2.3%
General Support		20.8%	5.2%	6.3%	14.1%	8.9%	0.1%	8.4%	6.0%	0.1%	2.3%
Patient & Client Care	9.3%	11.4%	6.0%	6.2%	12.5%	9.4%	5.8%	7.8%	6.1%	0.1%	1.5%
<b>Total March:</b>	<b>10.5%</b>	<b>7.1%</b>	<b>6.8%</b>	<b>6.8%</b>	<b>11.5%</b>	<b>9.4%</b>	<b>9.3%</b>	<b>8.6%</b>	<b>5.4%</b>	<b>0.3%</b>	<b>3.0%</b>
Medical & Dental			0.0%	0.0%	0.0%	6.7%	9.3%	7.6%	3.0%	0.2%	4.4%
Nursing & Midwifery	0.0%		8.2%	8.2%	11.5%	11.1%	10.8%	10.2%	6.2%	0.3%	3.8%
Health & Social Care Professionals	7.2%	5.5%	6.0%	5.9%	13.9%	7.5%	6.8%	6.8%	3.9%	0.2%	2.8%
Management & Administrative	14.7%	4.0%	3.7%	3.8%	6.5%	6.0%	10.7%	8.1%	4.8%	0.2%	3.1%
General Support		34.1%	3.6%	5.0%	11.5%	8.9%	2.8%	7.7%	6.2%	0.2%	1.3%
Patient & Client Care	15.2%	10.1%	6.9%	7.0%	12.6%	9.5%	8.1%	8.4%	5.6%	0.3%	2.5%
<b>Total February:</b>	<b>2.4%</b>	<b>5.1%</b>	<b>4.3%</b>	<b>4.4%</b>	<b>9.4%</b>	<b>5.7%</b>	<b>5.7%</b>	<b>5.8%</b>	<b>5.3%</b>	<b>0.5%</b>	
Medical & Dental			0.0%	0.0%	1.6%	2.7%	5.2%	3.9%	3.5%	0.3%	
Nursing & Midwifery	0.0%		5.3%	5.3%	8.7%	6.7%	5.9%	6.6%	6.0%	0.6%	
Health & Social Care Professionals	0.0%	3.5%	3.8%	3.8%	8.9%	1.8%	1.9%	3.3%	2.9%	0.4%	
Management & Administrative	4.7%	2.2%	1.2%	1.5%	5.9%	5.3%	8.6%	6.3%	5.9%	0.4%	
General Support		35.0%	4.1%	5.5%	12.1%	6.6%	3.9%	7.9%	7.5%	0.4%	
Patient & Client Care	2.7%	7.8%	4.3%	4.4%	10.4%	10.7%	3.6%	5.9%	5.5%	0.4%	
<b>Total January:</b>	<b>1.0%</b>	<b>6.4%</b>	<b>5.0%</b>	<b>5.1%</b>	<b>10.2%</b>	<b>6.3%</b>	<b>6.7%</b>	<b>6.6%</b>	<b>6.1%</b>	<b>0.5%</b>	
Medical & Dental			0.0%	0.0%	0.0%	3.8%	4.3%	3.8%	3.4%	0.4%	
Nursing & Midwifery	0.0%		5.8%	5.8%	8.9%	7.6%	6.7%	7.2%	6.6%	0.6%	
Health & Social Care Professionals	0.0%	3.1%	5.6%	5.2%	9.0%	3.1%	3.1%	4.5%	4.1%	0.4%	
Management & Administrative	0.0%	4.3%	2.0%	2.7%	5.3%	7.5%	9.7%	7.1%	6.6%	0.5%	
General Support		33.9%	3.4%	4.7%	14.7%	4.3%	5.0%	8.3%	8.0%	0.3%	
Patient & Client Care	4.8%	10.6%	4.8%	5.0%	11.8%	8.0%	6.1%	6.8%	6.2%	0.6%	
<b>CHO 3: 2019 overall</b>		<b>5.2%</b>	<b>4.3%</b>	<b>4.4%</b>	<b>7.8%</b>	<b>5.9%</b>	<b>5.2%</b>	<b>5.4%</b>	<b>4.9%</b>	<b>0.4%</b>	
<i>Medical &amp; Dental</i>			0.4%	0.4%	2.7%	4.8%	4.4%	4.4%	4.1%	0.3%	
<i>Nursing &amp; Midwifery</i>			5.1%	5.1%	8.1%	6.8%	5.9%	6.4%	5.9%	0.5%	
<i>Health &amp; Social Care Professionals</i>		4.0%	4.3%	4.2%	4.8%	3.5%	3.4%	4.0%	3.6%	0.4%	
<i>Management &amp; Administrative</i>		6.7%	2.7%	3.9%	4.3%	4.4%	6.1%	5.1%	4.8%	0.3%	
<i>General Support</i>		33.6%	4.7%	5.9%	10.9%	7.1%	3.5%	7.5%	7.2%	0.3%	
<i>Patient &amp; Client Care</i>		2.7%	4.1%	4.1%	8.1%	7.2%	5.1%	5.0%	4.6%	0.5%	

CHO 3 Absence Rate - by Staff Category & S38 Agency	Bros. of Charity, Clare	Bros. of Charity, Limerick	Daughters of Charity, Limerick	Daughters of Charity, Roscrea	Total absence	Certified absence	Self-certified absence	COVID-19 absence
<b>CHO 3: S38 2020 overall</b>	<b>4.6%</b>	<b>6.1%</b>	<b>5.5%</b>	<b>5.3%</b>	<b>5.5%</b>	<b>4.3%</b>	<b>0.2%</b>	<b>1.0%</b>
<i>Medical &amp; Dental</i>	<i>0.0%</i>	<i>0.0%</i>			<i>0.0%</i>			
<i>Nursing &amp; Midwifery</i>	<i>0.0%</i>	<i>6.6%</i>	<i>6.9%</i>	<i>7.3%</i>	<i>6.8%</i>	<i>5.5%</i>	<i>0.2%</i>	<i>1.1%</i>
<i>Health &amp; Social Care Professionals</i>	<i>5.7%</i>	<i>4.0%</i>	<i>3.8%</i>	<i>2.1%</i>	<i>4.3%</i>	<i>3.4%</i>	<i>0.2%</i>	<i>0.8%</i>
<i>Management &amp; Administrative</i>	<i>1.4%</i>	<i>1.8%</i>	<i>1.7%</i>	<i>5.7%</i>	<i>2.4%</i>	<i>1.3%</i>	<i>0.1%</i>	<i>1.0%</i>
<i>General Support</i>		<i>4.0%</i>	<i>5.8%</i>	<i>2.0%</i>	<i>5.3%</i>	<i>4.6%</i>	<i>0.1%</i>	<i>0.6%</i>
<i>Patient &amp; Client Care</i>	<i>4.4%</i>	<i>7.1%</i>	<i>4.5%</i>	<i>5.3%</i>	<i>5.5%</i>	<i>4.2%</i>	<i>0.2%</i>	<i>1.1%</i>
<b>Total June:</b>	<b>4.9%</b>	<b>5.6%</b>	<b>5.4%</b>	<b>2.2%</b>	<b>4.8%</b>	<b>3.6%</b>	<b>0.2%</b>	<b>1.1%</b>
Medical & Dental	0.0%	0.0%			<b>0.0%</b>			
Nursing & Midwifery	0.0%	5.4%	7.0%	1.7%	<b>6.0%</b>	5.1%	0.0%	0.9%
Health & Social Care Professionals	3.9%	2.6%	1.7%		<b>2.7%</b>	1.8%	0.1%	0.8%
Management & Administrative	4.3%	1.5%			<b>2.9%</b>	1.7%		1.3%
General Support		2.7%	10.3%	1.5%	<b>8.3%</b>	7.0%	0.1%	1.1%
Patient & Client Care	5.3%	7.2%	3.3%	2.2%	<b>4.8%</b>	3.3%	0.2%	1.3%
<b>Total May:</b>	<b>4.9%</b>	<b>8.5%</b>	<b>5.2%</b>	<b>4.0%</b>	<b>6.0%</b>	<b>4.1%</b>	<b>0.1%</b>	<b>1.8%</b>
Medical & Dental	0.0%	0.0%			<b>0.0%</b>			
Nursing & Midwifery	0.0%	9.7%	6.5%	9.0%	<b>7.6%</b>	5.4%	0.1%	2.1%
Health & Social Care Professionals	5.3%	5.1%	1.3%	1.6%	<b>3.8%</b>	2.1%	0.1%	1.6%
Management & Administrative	1.5%	0.6%			<b>1.6%</b>	0.5%		1.1%
General Support		0.0%	8.0%		<b>7.1%</b>	7.0%		0.1%
Patient & Client Care	5.0%	10.1%	4.2%	3.4%	<b>6.1%</b>	4.1%	0.1%	1.9%
<b>Total April:</b>	<b>3.8%</b>	<b>5.4%</b>	<b>6.6%</b>	<b>8.3%</b>	<b>6.0%</b>	<b>5.1%</b>	<b>0.1%</b>	<b>0.8%</b>
Medical & Dental		0.0%			<b>0.0%</b>			
Nursing & Midwifery	0.0%	4.8%	8.9%	11.1%	<b>7.9%</b>	6.6%	0.2%	1.1%
Health & Social Care Professionals	5.4%	3.2%	2.7%		<b>3.9%</b>	3.6%	0.1%	0.2%
Management & Administrative	0.0%	0.3%		8.9%	<b>3.4%</b>	1.6%	0.1%	1.7%
General Support		0.0%	6.9%	0.4%	<b>5.2%</b>	3.8%		1.4%
Patient & Client Care	3.4%	7.0%	5.1%	7.9%	<b>6.0%</b>	5.1%	0.1%	0.8%
<b>Total March:</b>	<b>5.1%</b>	<b>7.6%</b>	<b>6.7%</b>	<b>7.6%</b>	<b>6.8%</b>	<b>4.4%</b>	<b>0.2%</b>	<b>2.2%</b>
Medical & Dental		0.0%			<b>0.0%</b>			
Nursing & Midwifery	0.0%	8.4%	7.6%	11.4%	<b>8.2%</b>	5.6%	0.1%	2.5%
Health & Social Care Professionals	6.9%	7.0%	4.8%	2.3%	<b>6.0%</b>	4.1%	0.1%	1.7%
Management & Administrative	1.0%	4.1%		4.9%	<b>3.7%</b>	0.7%	0.1%	2.9%
General Support		0.1%	4.1%		<b>3.6%</b>	2.7%	0.1%	0.8%
Patient & Client Care	4.6%	8.1%	7.1%	7.8%	<b>6.9%</b>	4.4%	0.2%	2.3%
<b>Total February:</b>	<b>4.2%</b>	<b>3.9%</b>	<b>4.4%</b>	<b>5.1%</b>	<b>4.3%</b>	<b>4.0%</b>	<b>0.3%</b>	
Medical & Dental		0.0%			<b>0.0%</b>			
Nursing & Midwifery	0.0%	4.2%	5.2%	9.7%	<b>5.3%</b>	5.0%	0.3%	
Health & Social Care Professionals	4.3%	2.4%	6.0%	1.8%	<b>3.8%</b>	3.5%	0.3%	
Management & Administrative	0.6%	1.1%	1.4%		<b>1.2%</b>	0.9%	0.2%	
General Support		8.9%	3.0%		<b>4.1%</b>	3.7%	0.3%	
Patient & Client Care	4.3%	4.4%	3.7%	4.7%	<b>4.3%</b>	4.0%	0.3%	
<b>Total January:</b>	<b>5.0%</b>	<b>5.5%</b>	<b>4.8%</b>	<b>4.5%</b>	<b>5.0%</b>	<b>4.6%</b>	<b>0.4%</b>	
Medical & Dental		0.0%			<b>0.0%</b>			
Nursing & Midwifery	0.0%	6.9%	6.0%	1.8%	<b>5.8%</b>	5.5%	0.3%	
Health & Social Care Professionals	9.1%	3.6%	6.7%	1.0%	<b>5.6%</b>	5.2%	0.4%	
Management & Administrative	0.8%	2.8%	1.5%	2.6%	<b>2.0%</b>	2.0%		
General Support		8.8%	2.4%	3.4%	<b>3.4%</b>	3.3%	0.1%	
Patient & Client Care	3.7%	5.8%	3.6%	5.6%	<b>4.8%</b>	4.4%	0.4%	
<b>CHO 3: S38 2019 overall</b>	<b>3.6%</b>	<b>5.6%</b>	<b>3.9%</b>	<b>4.5%</b>	<b>4.3%</b>	<b>4.0%</b>	<b>0.3%</b>	
<i>Medical &amp; Dental</i>		<i>0.4%</i>			<i>0.4%</i>	<i>0.4%</i>		
<i>Nursing &amp; Midwifery</i>	<i>0.0%</i>	<i>7.4%</i>	<i>4.4%</i>	<i>4.1%</i>	<i>5.1%</i>	<i>4.8%</i>	<i>0.3%</i>	
<i>Health &amp; Social Care Professionals</i>	<i>5.0%</i>	<i>4.3%</i>	<i>2.9%</i>	<i>3.6%</i>	<i>4.3%</i>	<i>3.9%</i>	<i>0.4%</i>	
<i>Management &amp; Administrative</i>	<i>1.9%</i>	<i>4.6%</i>	<i>0.8%</i>	<i>3.9%</i>	<i>2.7%</i>	<i>2.4%</i>	<i>0.2%</i>	
<i>General Support</i>		<i>8.3%</i>	<i>4.7%</i>	<i>1.4%</i>	<i>4.7%</i>	<i>4.5%</i>	<i>0.2%</i>	
<i>Patient &amp; Client Care</i>	<i>3.1%</i>	<i>5.4%</i>	<i>3.9%</i>	<i>4.8%</i>	<i>4.1%</i>	<i>3.8%</i>	<i>0.4%</i>	