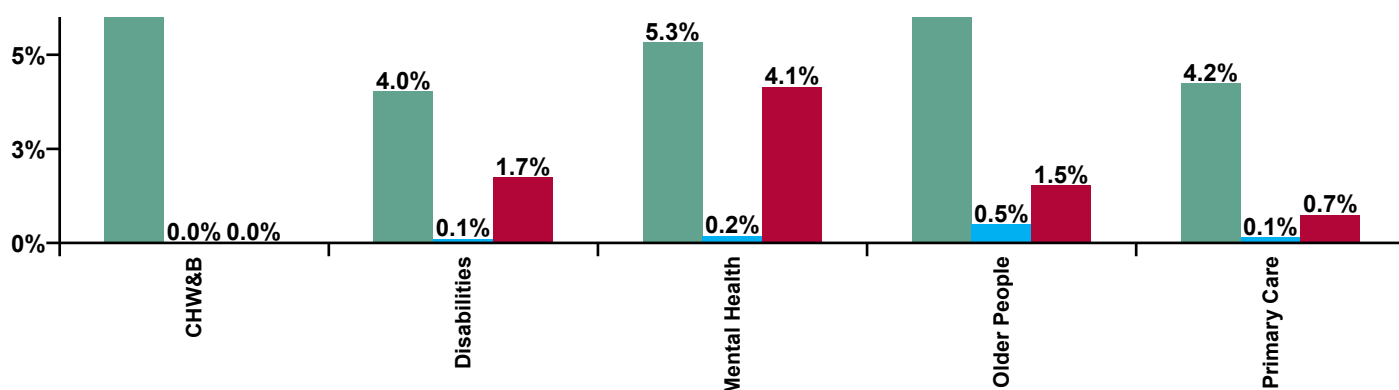


May 2020

CHO 3 Absence Rate - by Staff Category: May 2020	Certified absence	Self-certified absence	COVID-19 absence	Total absence rate	Certified	Self-certified	COVID-19
CHO 3	5.0%	0.2%	2.0%	7.2%	69.3%	2.8%	27.8%
Medical & Dental	2.6%	0.2%	3.8%	6.5%	39.1%	2.8%	58.1%
Nursing & Midwifery	6.5%	0.2%	3.0%	9.7%	67.0%	2.1%	30.9%
Health & Social Care Professionals	2.0%	0.1%	1.1%	3.2%	63.6%	3.1%	33.3%
Management & Administrative	4.4%	0.1%	0.9%	5.4%	80.5%	2.7%	16.8%
General Support	6.6%	0.3%	1.2%	8.1%	81.4%	3.4%	15.2%
Patient & Client Care	5.0%	0.3%	1.8%	7.1%	71.3%	3.7%	25.1%

CHO 3 Absence Rate - by Care Group: May 2020	Certified absence	Self-certified absence	COVID-19 absence	Total absence rate	Certified	Self-certified	COVID-19
CHO 3	5.0%	0.2%	2.0%	7.2%	69.3%	2.8%	27.8%
Community Health & Wellbeing	11.8%			11.8%	100.0%	0.0%	0.0%
Health Service Executive	3.5%	0.2%	0.3%	4.0%	87.3%	4.1%	8.6%
Section 38 Voluntary Agencies	4.1%	0.1%	1.8%	6.0%	67.7%	1.7%	30.7%
Disabilities	4.0%	0.1%	1.7%	5.9%	68.5%	1.8%	29.7%
Older People	7.3%	0.5%	1.5%	9.3%	78.2%	5.4%	16.4%
Mental Health	5.3%	0.2%	4.1%	9.7%	55.2%	1.9%	42.9%
Primary Care	4.2%	0.1%	0.7%	5.1%	82.7%	2.7%	14.5%

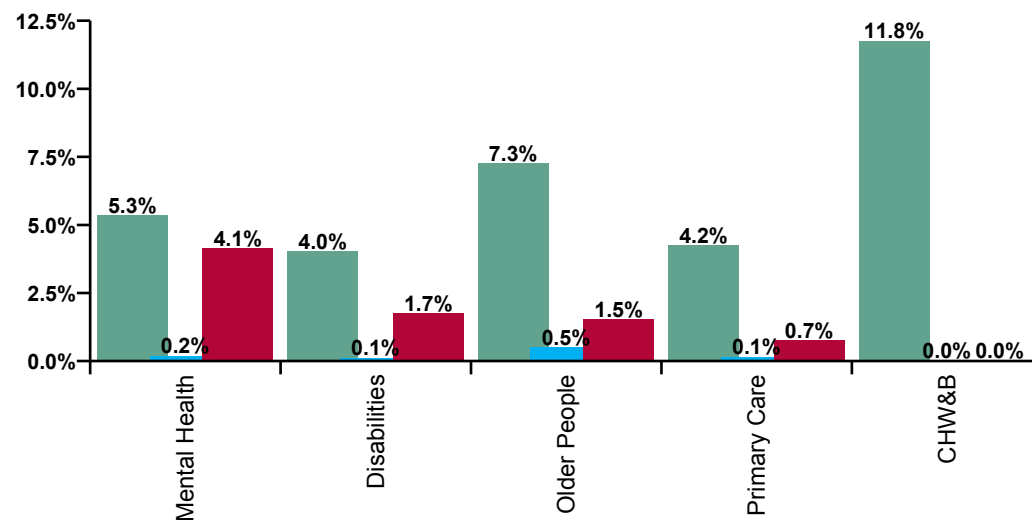
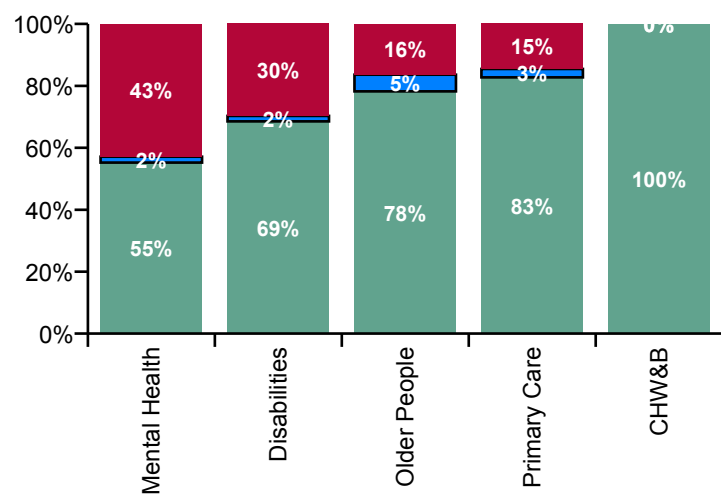
Certified, self-certified & COVID-19: May 2020



Legend

Certified absence
Self-certified absence
COVID-19 absence

CHO 3 Overall Absence Rate - by Care Group & Staff Category: May 2020	Medical & Dental	Nursing & Midwifery	Health & Social Care Professionals	Management & Administrative	General Support	Patient & Client Care	Certified absence	Self-certified absence	COVID-19 absence	Total absence
CHO 3	6.5%	9.7%	3.2%	5.4%	8.1%	7.1%	5.0%	0.2%	2.0%	7.2%
Community Health & Wellbeing		0.0%	46.5%	0.9%		7.9%	11.8%			11.8%
Health Service Executive			0.2%	3.0%	18.8%	8.8%	3.5%	0.2%	0.3%	4.0%
Section 38 Voluntary Agencies	0.0%	7.6%	3.8%	1.6%	7.1%	6.1%	4.1%	0.1%	1.8%	6.0%
Disabilities	0.0%	7.6%	3.3%	2.4%	8.1%	6.2%	4.0%	0.1%	1.7%	5.9%
Older People	0.0%	9.7%	10.7%	4.7%	12.0%	9.2%	7.3%	0.5%	1.5%	9.3%
Mental Health	8.2%	13.3%	1.9%	6.6%	7.9%	9.5%	5.3%	0.2%	4.1%	9.7%
Primary Care	5.7%	6.8%	1.4%	6.4%	0.0%	5.5%	4.2%	0.1%	0.7%	5.1%



Certified absence

Self-certified absence

COVID-19 absence

CHO 3 Absence Rate - by Care Group, Staff Category & Absence type: May 2020

Community Health & Wellbeing by Staff Category May 2020	Certified absence	Self-certified absence	COVID-19 absence	Total absence	Certified	Self-certified	COVID-19
Total	11.8%	0.0%	0.0%	11.8%	100.0%	0.0%	0.0%

Disabilities by Staff Category May 2020	Certified absence	Self-certified absence	COVID-19 absence	Total absence	Certified	Self-certified	COVID-19
Total	4.0%	0.1%	1.7%	5.9%	68.5%	1.8%	29.7%
Medical & Dental				0.0%			
Nursing & Midwifery	5.4%	0.1%	2.1%	7.6%	71.1%	1.4%	27.6%
Health & Social Care Professionals	1.8%	0.1%	1.4%	3.3%	54.3%	2.9%	42.8%
Management & Administrative	1.7%	0.2%	0.5%	2.4%	72.5%	6.6%	20.9%
General Support	8.0%	0.0%	0.1%	8.1%	99.0%	0.0%	1.0%
Patient & Client Care	4.2%	0.1%	1.9%	6.2%	67.2%	1.8%	31.0%

Older People by Staff Category May 2020	Certified absence	Self-certified absence	COVID-19 absence	Total absence	Certified	Self-certified	COVID-19
Total	7.3%	0.5%	1.5%	9.3%	78.2%	5.4%	16.4%
Medical & Dental				0.0%			
Nursing & Midwifery	7.7%	0.5%	1.5%	9.7%	79.7%	5.2%	15.2%
Health & Social Care Professionals	9.8%	0.2%	0.7%	10.7%	91.6%	1.4%	7.0%
Management & Administrative	4.3%	0.1%	0.3%	4.7%	92.1%	1.6%	6.3%
General Support	8.0%	0.6%	3.4%	12.0%	66.5%	5.1%	28.4%
Patient & Client Care	7.1%	0.6%	1.4%	9.2%	77.7%	6.5%	15.8%

Mental Health by Staff Category May 2020	Certified absence	Self-certified absence	COVID-19 absence	Total absence	Certified	Self-certified	COVID-19
Total	5.3%	0.2%	4.1%	9.7%	55.2%	1.9%	42.9%
Medical & Dental	0.3%	0.4%	7.5%	8.2%	3.1%	4.8%	92.1%
Nursing & Midwifery	7.2%	0.1%	6.0%	13.3%	54.1%	1.1%	44.8%
Health & Social Care Professionals	1.5%	0.1%	0.4%	1.9%	78.2%	3.5%	18.4%
Management & Administrative	3.2%	0.0%	3.4%	6.6%	48.8%	0.0%	51.2%
General Support	7.6%	0.3%	0.0%	7.9%	95.9%	4.1%	0.0%
Patient & Client Care	6.9%	0.5%	2.2%	9.5%	72.0%	5.1%	22.9%

Primary Care by Staff Category May 2020	Certified absence	Self-certified absence	COVID-19 absence	Total absence	Certified	Self-certified	COVID-19
Total	4.2%	0.1%	0.7%	5.1%	82.7%	2.7%	14.5%
Medical & Dental	5.1%	0.0%	0.7%	5.7%	88.5%	0.0%	11.5%
Nursing & Midwifery	5.6%	0.0%	1.1%	6.8%	82.6%	0.7%	16.6%
Health & Social Care Professionals	0.3%	0.1%	0.9%	1.4%	24.1%	9.8%	66.1%
Management & Administrative	5.7%	0.2%	0.4%	6.4%	90.0%	3.5%	6.5%
General Support	0.0%	0.0%	0.0%	0.0%	#DIV/0	#DIV/0	#DIV/0
Patient & Client Care	4.2%	0.4%	0.9%	5.5%	77.1%	6.6%	16.3%

CHO 3 Absence Rate - by Staff Category & Care Group	CHW&B	HSE	S38	Disabilities	Older People	Mental Health	Primary Care	Total absence	Certified absence	Self-certified absence	COVID-19 absence
CHO 3: 2020 overall	8.9%	5.6%	5.6%	5.6%	10.4%	8.2%	7.1%	7.3%	5.5%	0.3%	1.5%
Medical & Dental			0.0%	0.0%	0.3%	6.0%	6.9%	6.1%	3.3%	0.3%	2.6%
Nursing & Midwifery	0.0%		7.0%	7.0%	10.1%	10.3%	8.0%	8.9%	6.4%	0.4%	2.1%
Health & Social Care Professionals	16.9%	3.0%	4.6%	4.4%	11.0%	4.1%	3.7%	4.6%	3.3%	0.2%	1.0%
Management & Administrative	8.6%	3.0%	2.3%	2.6%	5.3%	6.6%	9.2%	6.9%	5.4%	0.3%	1.3%
General Support		26.6%	4.6%	5.9%	12.9%	7.3%	2.3%	8.1%	6.9%	0.2%	1.0%
Patient & Client Care	8.1%	9.8%	5.7%	5.8%	11.3%	9.4%	5.8%	7.2%	5.7%	0.3%	1.2%
Total May:	11.8%	4.0%	6.0%	5.9%	9.3%	9.7%	5.1%	7.2%	5.0%	0.2%	2.0%
Medical & Dental			0.0%	0.0%	0.0%	8.2%	5.7%	6.5%	2.6%	0.2%	3.8%
Nursing & Midwifery	0.0%		7.6%	7.6%	9.7%	13.3%	6.8%	9.7%	6.5%	0.2%	3.0%
Health & Social Care Professionals	46.5%	0.2%	3.8%	3.3%	10.7%	1.9%	1.4%	3.2%	2.0%	0.1%	1.1%
Management & Administrative	0.9%	3.0%	1.6%	2.4%	4.7%	6.6%	6.4%	5.4%	4.4%	0.1%	0.9%
General Support		18.8%	7.1%	8.1%	12.0%	7.9%	0.0%	8.1%	6.6%	0.3%	1.2%
Patient & Client Care	7.9%	8.8%	6.1%	6.2%	9.2%	9.5%	5.5%	7.1%	5.0%	0.3%	1.8%
Total April:	16.9%	5.3%	6.0%	6.0%	11.6%	9.9%	8.2%	8.2%	5.7%	0.1%	2.4%
Medical & Dental			0.0%	0.0%	0.0%	8.1%	9.9%	8.5%	3.7%	0.1%	4.6%
Nursing & Midwifery	0.0%		7.9%	7.9%	11.8%	12.2%	9.9%	10.5%	6.5%	0.2%	3.7%
Health & Social Care Professionals	31.0%	2.6%	3.9%	3.7%	12.2%	6.1%	5.3%	5.1%	3.7%	0.1%	1.3%
Management & Administrative	19.3%	1.6%	3.4%	2.6%	4.2%	7.5%	10.1%	7.5%	5.2%	0.0%	2.3%
General Support		20.8%	5.2%	6.3%	14.1%	8.9%	0.1%	8.4%	6.0%	0.1%	2.3%
Patient & Client Care	9.3%	11.4%	6.0%	6.2%	12.5%	9.4%	5.8%	7.8%	6.1%	0.1%	1.5%
Total March:	10.5%	7.1%	6.8%	6.8%	11.5%	9.4%	9.3%	8.6%	5.4%	0.3%	3.0%
Medical & Dental			0.0%	0.0%	0.0%	6.7%	9.3%	7.6%	3.0%	0.2%	4.4%
Nursing & Midwifery	0.0%		8.2%	8.2%	11.5%	11.1%	10.8%	10.2%	6.2%	0.3%	3.8%
Health & Social Care Professionals	7.2%	5.5%	6.0%	5.9%	13.9%	7.5%	6.8%	6.8%	3.9%	0.2%	2.8%
Management & Administrative	14.7%	4.0%	3.7%	3.8%	6.5%	6.0%	10.7%	8.1%	4.8%	0.2%	3.1%
General Support		34.1%	3.6%	5.0%	11.5%	8.9%	2.8%	7.7%	6.2%	0.2%	1.3%
Patient & Client Care	15.2%	10.1%	6.9%	7.0%	12.6%	9.5%	8.1%	8.4%	5.6%	0.3%	2.5%
Total February:	2.4%	5.1%	4.3%	4.4%	9.4%	5.7%	5.7%	5.8%	5.3%	0.5%	
Medical & Dental			0.0%	0.0%	1.6%	2.7%	5.2%	3.9%	3.5%	0.3%	
Nursing & Midwifery	0.0%		5.3%	5.3%	8.7%	6.7%	5.9%	6.6%	6.0%	0.6%	
Health & Social Care Professionals	0.0%	3.5%	3.8%	3.8%	8.9%	1.8%	1.9%	3.3%	2.9%	0.4%	
Management & Administrative	4.7%	2.2%	1.2%	1.5%	5.9%	5.3%	8.6%	6.3%	5.9%	0.4%	
General Support		35.0%	4.1%	5.5%	12.1%	6.6%	3.9%	7.9%	7.5%	0.4%	
Patient & Client Care	2.7%	7.8%	4.3%	4.4%	10.4%	10.7%	3.6%	5.9%	5.5%	0.4%	
Total January:	1.0%	6.4%	5.0%	5.1%	10.2%	6.3%	6.7%	6.6%	6.1%	0.5%	
Medical & Dental			0.0%	0.0%	0.0%	3.8%	4.3%	3.8%	3.4%	0.4%	
Nursing & Midwifery	0.0%		5.8%	5.8%	8.9%	7.6%	6.7%	7.2%	6.6%	0.6%	
Health & Social Care Professionals	0.0%	3.1%	5.6%	5.2%	9.0%	3.1%	3.1%	4.5%	4.1%	0.4%	
Management & Administrative	0.0%	4.3%	2.0%	2.7%	5.3%	7.5%	9.7%	7.1%	6.6%	0.5%	
General Support		33.9%	3.4%	4.7%	14.7%	4.3%	5.0%	8.3%	8.0%	0.3%	
Patient & Client Care	4.8%	10.6%	4.8%	5.0%	11.8%	8.0%	6.1%	6.8%	6.2%	0.6%	
CHO 3: 2019 overall		5.2%	4.3%	4.4%	7.8%	5.9%	5.2%	5.4%	4.9%	0.4%	
Medical & Dental			0.4%	0.4%	2.7%	4.8%	4.4%	4.4%	4.1%	0.3%	
Nursing & Midwifery			5.1%	5.1%	8.1%	6.8%	5.9%	6.4%	5.9%	0.5%	
Health & Social Care Professionals		4.0%	4.3%	4.2%	4.8%	3.5%	3.4%	4.0%	3.6%	0.4%	
Management & Administrative		6.7%	2.7%	3.9%	4.3%	4.4%	6.1%	5.1%	4.8%	0.3%	
General Support		33.6%	4.7%	5.9%	10.9%	7.1%	3.5%	7.5%	7.2%	0.3%	
Patient & Client Care		2.7%	4.1%	4.1%	8.1%	7.2%	5.1%	5.0%	4.6%	0.5%	

CHO 3 Absence Rate - by Staff Category & S38 Agency	Bros. of Charity, Clare	Bros. of Charity, Limerick	Daughters of Charity, Limerick	Daughters of Charity, Roscrea	Total absence	Certified absence	Self-certified absence	COVID-19 absence
CHO 3: S38 2020 overall	4.6%	6.2%	5.5%	5.9%	5.6%	4.4%	0.2%	1.0%
Medical & Dental	0.0%	0.0%			0.0%			
Nursing & Midwifery	0.0%	6.8%	6.9%	8.5%	7.0%	5.6%	0.2%	1.2%
Health & Social Care Professionals	6.0%	4.3%	4.2%	2.1%	4.6%	3.7%	0.2%	0.8%
Management & Administrative	0.8%	1.8%	1.7%	5.5%	2.3%	1.3%	0.1%	1.0%
General Support		4.2%	4.9%	2.1%	4.6%	4.0%	0.1%	0.5%
Patient & Client Care	4.2%	7.1%	4.8%	5.9%	5.7%	4.4%	0.2%	1.0%
Total May:	4.9%	8.5%	5.2%	4.0%	6.0%	4.1%	0.1%	1.8%
Medical & Dental	0.0%	0.0%			0.0%			
Nursing & Midwifery	0.0%	9.7%	6.5%	9.0%	7.6%	5.4%	0.1%	2.1%
Health & Social Care Professionals	5.3%	5.1%	1.3%	1.6%	3.8%	2.1%	0.1%	1.6%
Management & Administrative	1.5%	0.6%			1.6%	0.5%		1.1%
General Support		0.0%	8.0%		7.1%	7.0%		0.1%
Patient & Client Care	5.0%	10.1%	4.2%	3.4%	6.1%	4.1%	0.1%	1.9%
Total April:	3.8%	5.4%	6.6%	8.3%	6.0%	5.1%	0.1%	0.8%
Medical & Dental		0.0%			0.0%			
Nursing & Midwifery	0.0%	4.8%	8.9%	11.1%	7.9%	6.6%	0.2%	1.1%
Health & Social Care Professionals	5.4%	3.2%	2.7%		3.9%	3.6%	0.1%	0.2%
Management & Administrative	0.0%	0.3%		8.9%	3.4%	1.6%	0.1%	1.7%
General Support		0.0%	6.9%	0.4%	5.2%	3.8%		1.4%
Patient & Client Care	3.4%	7.0%	5.1%	7.9%	6.0%	5.1%	0.1%	0.8%
Total March:	5.1%	7.6%	6.7%	7.6%	6.8%	4.4%	0.2%	2.2%
Medical & Dental		0.0%			0.0%			
Nursing & Midwifery	0.0%	8.4%	7.6%	11.4%	8.2%	5.6%	0.1%	2.5%
Health & Social Care Professionals	6.9%	7.0%	4.8%	2.3%	6.0%	4.1%	0.1%	1.7%
Management & Administrative	1.0%	4.1%		4.9%	3.7%	0.7%	0.1%	2.9%
General Support		0.1%	4.1%		3.6%	2.7%	0.1%	0.8%
Patient & Client Care	4.6%	8.1%	7.1%	7.8%	6.9%	4.4%	0.2%	2.3%
Total February:	4.2%	3.9%	4.4%	5.1%	4.3%	4.0%	0.3%	
Medical & Dental		0.0%			0.0%			
Nursing & Midwifery	0.0%	4.2%	5.2%	9.7%	5.3%	5.0%	0.3%	
Health & Social Care Professionals	4.3%	2.4%	6.0%	1.8%	3.8%	3.5%	0.3%	
Management & Administrative	0.6%	1.1%	1.4%		1.2%	0.9%	0.2%	
General Support		8.9%	3.0%		4.1%	3.7%	0.3%	
Patient & Client Care	4.3%	4.4%	3.7%	4.7%	4.3%	4.0%	0.3%	
Total January:	5.0%	5.5%	4.8%	4.5%	5.0%	4.6%	0.4%	
Medical & Dental		0.0%			0.0%			
Nursing & Midwifery	0.0%	6.9%	6.0%	1.8%	5.8%	5.5%	0.3%	
Health & Social Care Professionals	9.1%	3.6%	6.7%	1.0%	5.6%	5.2%	0.4%	
Management & Administrative	0.8%	2.8%	1.5%	2.6%	2.0%	2.0%		
General Support		8.8%	2.4%	3.4%	3.4%	3.3%	0.1%	
Patient & Client Care	3.7%	5.8%	3.6%	5.6%	4.8%	4.4%	0.4%	
CHO 3: S38 2019 overall	3.6%	5.6%	3.9%	4.5%	4.3%	4.0%	0.3%	
Medical & Dental		0.4%			0.4%	0.4%		
Nursing & Midwifery	0.0%	7.4%	4.4%	4.1%	5.1%	4.8%	0.3%	
Health & Social Care Professionals	5.0%	4.3%	2.9%	3.6%	4.3%	3.9%	0.4%	
Management & Administrative	1.9%	4.6%	0.8%	3.9%	2.7%	2.4%	0.2%	
General Support		8.3%	4.7%	1.4%	4.7%	4.5%	0.2%	
Patient & Client Care	3.1%	5.4%	3.9%	4.8%	4.1%	3.8%	0.4%	