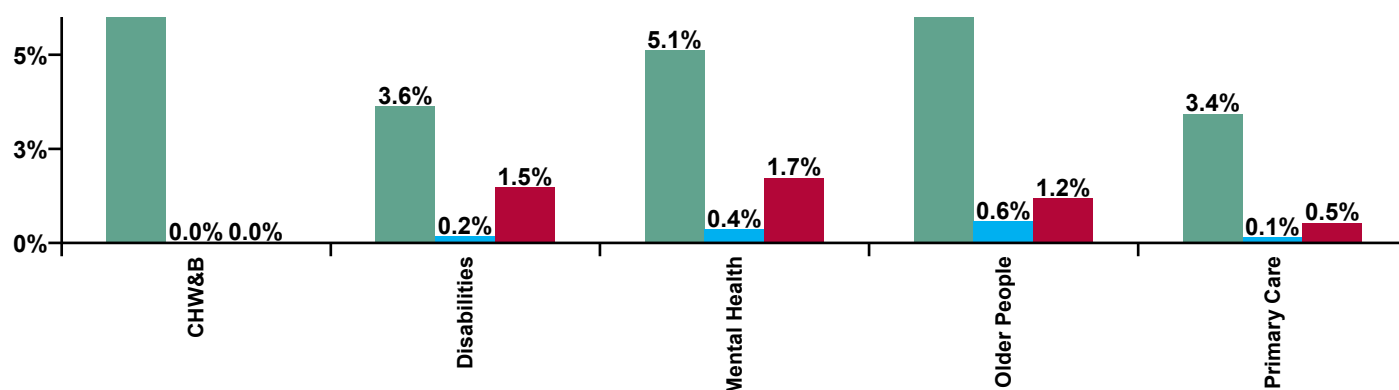


October 2020

CHO 3 Absence Rate - by Staff Category: Oct 2020	Certified absence	Self-certified absence	COVID-19 absence	Total absence rate	Certified	Self-certified	COVID-19
CHO 3	4.8%	0.3%	1.3%	6.4%	75.3%	4.3%	20.3%
Medical & Dental	2.6%	0.1%	0.4%	3.0%	84.4%	2.6%	13.1%
Nursing & Midwifery	6.0%	0.4%	1.9%	8.3%	72.2%	5.2%	22.6%
Health & Social Care Professionals	2.9%	0.1%	1.5%	4.5%	64.8%	1.7%	33.5%
Management & Administrative	3.6%	0.2%	0.3%	4.2%	86.4%	5.3%	8.2%
General Support	6.2%	0.3%	0.2%	6.7%	92.2%	4.6%	3.2%
Patient & Client Care	5.0%	0.3%	1.2%	6.5%	76.9%	4.1%	19.0%

CHO 3 Absence Rate - by Care Group: Oct 2020	Certified absence	Self-certified absence	COVID-19 absence	Total absence rate	Certified	Self-certified	COVID-19
CHO 3	4.8%	0.3%	1.3%	6.4%	75.3%	4.3%	20.3%
Community Health & Wellbeing	8.3%			8.3%	100.0%	0.0%	0.0%
Health Service Executive	2.9%	0.3%		3.2%	90.5%	9.5%	0.0%
Section 38 Voluntary Agencies	3.7%	0.2%	1.6%	5.4%	67.8%	3.1%	29.1%
Disabilities	3.6%	0.2%	1.5%	5.3%	68.8%	3.4%	27.9%
Older People	8.6%	0.6%	1.2%	10.4%	83.2%	5.4%	11.4%
Mental Health	5.1%	0.4%	1.7%	7.2%	71.1%	4.9%	24.0%
Primary Care	3.4%	0.1%	0.5%	4.1%	83.5%	3.6%	12.9%

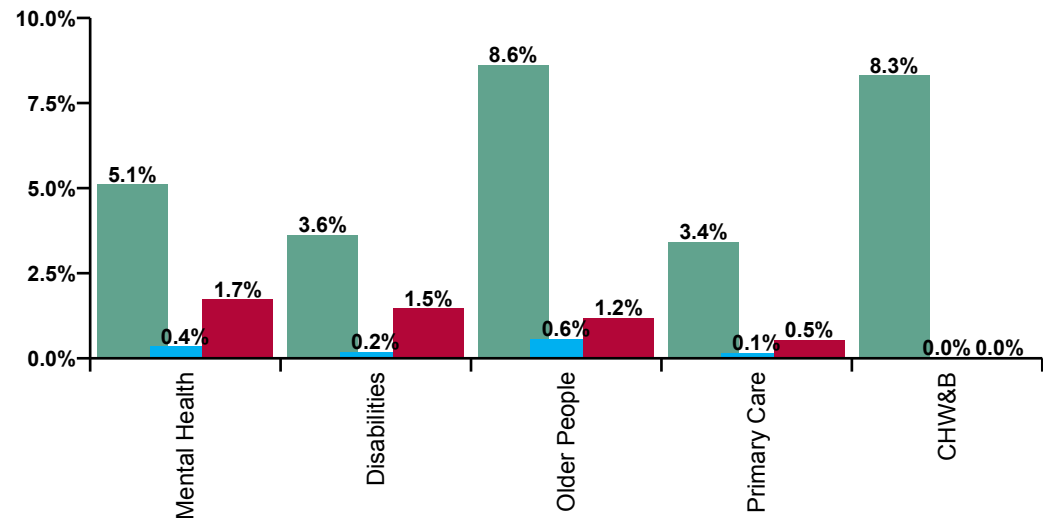
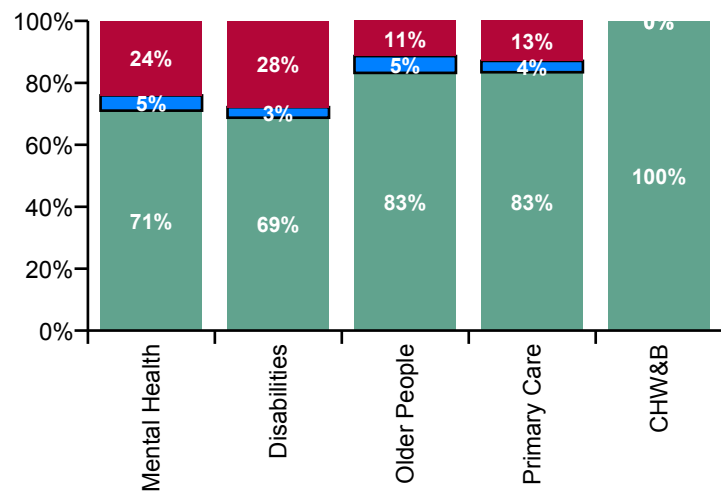
Certified, self-certified & COVID-19: Oct 2020



Legend

Certified absence
Self-certified absence
COVID-19 absence

CHO 3 Overall Absence Rate - by Care Group & Staff Category: Oct 2020	Medical & Dental	Nursing & Midwifery	Health & Social Care Professionals	Management & Administrative	General Support	Patient & Client Care	Certified absence	Self-certified absence	COVID-19 absence	Total absence
CHO 3	3.0%	8.3%	4.5%	4.2%	6.7%	6.5%	4.8%	0.3%	1.3%	6.4%
Community Health & Wellbeing		0.0%	0.0%	11.5%		0.0%	8.3%			8.3%
Health Service Executive			0.7%	0.9%	23.4%	5.7%	2.9%	0.3%		3.2%
Section 38 Voluntary Agencies	0.0%	6.2%	5.6%	2.4%	3.7%	5.3%	3.7%	0.2%	1.6%	5.4%
Disabilities	0.0%	6.2%	4.9%	1.7%	5.3%	5.3%	3.6%	0.2%	1.5%	5.3%
Older People	0.0%	11.0%	8.6%	6.0%	12.3%	10.5%	8.6%	0.6%	1.2%	10.4%
Mental Health	1.1%	10.4%	2.7%	5.6%	3.4%	7.7%	5.1%	0.4%	1.7%	7.2%
Primary Care	5.1%	4.4%	4.3%	3.8%	0.7%	4.5%	3.4%	0.1%	0.5%	4.1%



Certified absence

Self-certified absence

COVID-19 absence

CHO 3 Absence Rate - by Care Group, Staff Category & Absence type: Oct 2020

Community Health & Wellbeing by Staff Category Oct 2020	Certified absence	Self-certified absence	COVID-19 absence	Total absence	Certified	Self-certified	COVID-19
Total	8.3%	0.0%	0.0%	8.3%	100.0%	0.0%	0.0%

Disabilities by Staff Category Oct 2020	Certified absence	Self-certified absence	COVID-19 absence	Total absence	Certified	Self-certified	COVID-19
Total	3.6%	0.2%	1.5%	5.3%	68.8%	3.4%	27.9%
Medical & Dental				0.0%			
Nursing & Midwifery	4.5%	0.2%	1.5%	6.2%	71.9%	3.2%	24.8%
Health & Social Care Professionals	2.8%	0.1%	2.0%	4.9%	56.9%	2.1%	41.0%
Management & Administrative	1.1%	0.1%	0.4%	1.7%	67.9%	7.2%	24.9%
General Support	5.0%	0.3%	0.0%	5.3%	93.5%	6.5%	0.0%
Patient & Client Care	3.7%	0.2%	1.4%	5.3%	69.7%	3.6%	26.7%

Older People by Staff Category Oct 2020	Certified absence	Self-certified absence	COVID-19 absence	Total absence	Certified	Self-certified	COVID-19
Total	8.6%	0.6%	1.2%	10.4%	83.2%	5.4%	11.4%
Medical & Dental				0.0%			
Nursing & Midwifery	8.7%	0.8%	1.5%	11.0%	78.9%	7.4%	13.7%
Health & Social Care Professionals	6.8%	0.0%	1.7%	8.6%	79.7%	0.0%	20.3%
Management & Administrative	4.8%	0.2%	0.9%	6.0%	80.5%	3.7%	15.8%
General Support	11.8%	0.2%	0.3%	12.3%	95.5%	1.7%	2.8%
Patient & Client Care	8.9%	0.6%	1.1%	10.5%	84.3%	5.3%	10.4%

Mental Health by Staff Category Oct 2020	Certified absence	Self-certified absence	COVID-19 absence	Total absence	Certified	Self-certified	COVID-19
Total	5.1%	0.4%	1.7%	7.2%	71.1%	4.9%	24.0%
Medical & Dental	0.6%	0.0%	0.5%	1.1%	58.1%	0.0%	41.9%
Nursing & Midwifery	6.7%	0.5%	3.1%	10.4%	64.7%	5.2%	30.1%
Health & Social Care Professionals	2.2%	0.0%	0.5%	2.7%	80.0%	1.3%	18.7%
Management & Administrative	5.1%	0.3%	0.3%	5.6%	90.2%	4.5%	5.3%
General Support	2.3%	0.6%	0.6%	3.4%	65.9%	17.5%	16.6%
Patient & Client Care	7.4%	0.2%	0.0%	7.7%	96.8%	3.2%	0.0%

Primary Care by Staff Category Oct 2020	Certified absence	Self-certified absence	COVID-19 absence	Total absence	Certified	Self-certified	COVID-19
Total	3.4%	0.1%	0.5%	4.1%	83.5%	3.6%	12.9%
Medical & Dental	4.5%	0.2%	0.4%	5.1%	89.3%	3.0%	7.7%
Nursing & Midwifery	3.7%	0.1%	0.7%	4.4%	82.7%	1.8%	15.5%
Health & Social Care Professionals	3.2%	0.1%	1.0%	4.3%	75.1%	1.5%	23.4%
Management & Administrative	3.4%	0.3%	0.2%	3.8%	89.1%	6.9%	4.0%
General Support	0.6%	0.1%	0.0%	0.7%	81.0%	19.0%	0.0%
Patient & Client Care	3.5%	0.1%	0.8%	4.5%	78.9%	2.9%	18.2%

CHO 3 Absence Rate - by Staff Category & Care Group	CHW&B	HSE	S38	Disabilities	Older People	Mental Health	Primary Care	Total absence	Certified absence	Self-certified absence	COVID-19 absence
CHO 3: 2020 overall	7.1%	4.8%	5.3%	5.3%	10.5%	7.6%	5.8%	6.8%	5.3%	0.3%	1.2%
Medical & Dental			2.6%	2.6%	0.2%	3.9%	5.8%	4.7%	3.0%	0.2%	1.5%
Nursing & Midwifery	1.9%		6.5%	6.5%	10.3%	9.6%	6.3%	8.3%	6.3%	0.4%	1.6%
Health & Social Care Professionals	8.5%	2.6%	4.3%	4.1%	9.7%	3.7%	4.0%	4.3%	3.2%	0.2%	0.9%
Management & Administrative	8.1%	2.5%	1.8%	2.1%	6.2%	7.0%	7.2%	6.0%	5.0%	0.2%	0.8%
General Support		20.6%	4.7%	5.9%	13.2%	5.7%	2.0%	7.8%	6.9%	0.2%	0.7%
Patient & Client Care	6.9%	8.1%	5.3%	5.4%	11.1%	9.7%	4.8%	6.9%	5.5%	0.3%	1.1%
Total October:	8.3%	3.2%	5.4%	5.3%	10.4%	7.2%	4.1%	6.4%	4.8%	0.3%	1.3%
Medical & Dental			0.0%	0.0%	0.0%	1.1%		3.0%	2.6%	0.1%	0.4%
Nursing & Midwifery	0.0%		6.2%	6.2%	11.0%	10.4%	4.4%	8.3%	6.0%	0.4%	1.9%
Health & Social Care Professionals	0.0%	0.7%	5.6%	4.9%	8.6%	2.7%	4.3%	4.5%	2.9%	0.1%	1.5%
Management & Administrative	11.5%	0.9%	2.4%	1.7%	6.0%	5.6%	3.8%	4.2%	3.6%	0.2%	0.3%
General Support		23.4%	3.7%	5.3%	12.3%	3.4%	0.7%	6.7%	6.2%	0.3%	0.2%
Patient & Client Care	0.0%	5.7%	5.3%	5.3%	10.5%	7.7%	4.5%	6.5%	5.0%	0.3%	1.2%
Total September:	6.9%	5.4%	5.0%	5.0%	12.8%	7.4%	4.5%	6.8%	5.6%	0.3%	1.0%
Medical & Dental			12.2%	12.2%	0.0%	1.8%	4.5%	3.2%	2.8%	0.1%	0.3%
Nursing & Midwifery	0.0%		6.5%	6.5%	12.2%	8.8%	4.2%	8.2%	6.8%	0.4%	1.0%
Health & Social Care Professionals	0.0%	4.3%	4.3%	4.3%	9.2%	4.4%	4.8%	4.7%	3.9%	0.1%	0.7%
Management & Administrative	10.5%	3.1%	0.5%	1.4%	10.7%	8.5%	6.0%	6.1%	5.0%	0.3%	0.8%
General Support		26.3%	3.8%	6.0%	15.8%	3.0%	1.0%	8.0%	7.5%	0.2%	0.4%
Patient & Client Care	2.3%	5.2%	5.0%	5.0%	13.7%	10.3%	2.6%	7.0%	5.4%	0.2%	1.4%
Total August:	4.2%	3.8%	5.8%	5.6%	10.6%	7.4%	5.5%	6.9%	5.7%	0.3%	1.0%
Medical & Dental			0.0%	0.0%	0.0%	1.3%	4.3%	2.7%	2.3%	0.1%	0.4%
Nursing & Midwifery	0.0%		7.6%	7.6%	9.2%	8.5%	5.3%	8.0%	6.5%	0.4%	1.1%
Health & Social Care Professionals	0.0%	1.5%	5.0%	4.6%	12.0%	3.7%	7.3%	5.2%	4.0%	0.2%	1.0%
Management & Administrative	5.4%	2.9%	1.4%	2.4%	9.0%	9.4%	5.9%	6.5%	6.0%	0.1%	0.4%
General Support		14.4%	1.8%	2.9%	14.3%	3.6%	3.4%	6.9%	6.3%	0.2%	0.4%
Patient & Client Care	8.2%	5.8%	5.7%	5.7%	11.2%	11.8%	4.3%	7.2%	5.8%	0.3%	1.1%
Total July:	3.5%	4.5%	3.8%	3.9%	10.4%	6.3%	4.3%	5.6%	5.0%	0.2%	0.4%
Medical & Dental			10.7%	10.7%	0.0%	1.3%	4.6%	2.9%	2.8%	0.2%	
Nursing & Midwifery	16.8%		4.3%	4.3%	10.4%	7.7%	4.4%	6.8%	5.7%	0.3%	0.7%
Health & Social Care Professionals	0.0%	1.9%	2.3%	2.2%	6.3%	3.0%	3.9%	2.9%	2.4%	0.2%	0.3%
Management & Administrative	0.0%	0.8%	0.7%	0.7%	4.6%	7.4%	5.2%	4.3%	4.2%	0.1%	0.1%
General Support		13.6%	6.0%	6.9%	14.2%	4.0%	2.4%	8.2%	7.8%	0.1%	0.3%
Patient & Client Care	0.0%	11.6%	4.2%	4.4%	11.0%	10.0%	2.7%	6.2%	5.5%	0.2%	0.4%
Total June:	3.2%	3.6%	4.8%	4.8%	8.7%	6.9%	4.1%	5.8%	4.8%	0.2%	0.8%
Medical & Dental			0.0%	0.0%	0.0%	2.9%	5.5%	4.0%	3.2%	0.1%	0.7%
Nursing & Midwifery	0.0%		6.0%	6.0%	8.8%	8.7%	4.6%	7.2%	6.1%	0.2%	0.9%
Health & Social Care Professionals	0.0%	2.7%	2.7%	2.7%	6.3%	2.4%	1.9%	2.7%	1.9%	0.2%	0.6%
Management & Administrative	0.0%	2.2%	2.9%	2.5%	5.2%	7.0%	4.6%	4.7%	4.3%	0.3%	0.2%
General Support		12.0%	8.3%	8.7%	10.9%	6.2%	1.3%	7.8%	7.2%	0.2%	0.4%
Patient & Client Care	15.0%	4.2%	4.8%	4.7%	9.1%	10.0%	5.3%	6.1%	4.7%	0.3%	1.0%
Total May:	11.8%	4.0%	6.0%	5.9%	9.3%	9.7%	5.1%	7.2%	5.0%	0.2%	2.0%
Medical & Dental			0.0%	0.0%	0.0%	8.2%	5.7%	6.5%	2.6%	0.2%	3.8%
Nursing & Midwifery	0.0%		7.6%	7.6%	9.7%	13.3%	6.8%	9.7%	6.5%	0.2%	3.0%
Health & Social Care Professionals	46.5%	0.2%	3.8%	3.3%	10.7%	1.9%	1.4%	3.2%	2.0%	0.1%	1.1%
Management & Administrative	0.9%	3.0%	1.6%	2.4%	4.7%	6.6%	6.4%	5.4%	4.4%	0.1%	0.9%
General Support		18.8%	7.1%	8.1%	12.0%	7.9%	0.0%	8.1%	6.6%	0.3%	1.2%
Patient & Client Care	7.9%	8.8%	6.1%	6.2%	9.2%	9.5%	5.5%	7.1%	5.0%	0.3%	1.8%
Total April:	16.9%	5.3%	6.0%	6.0%	11.6%	9.9%	8.2%	8.2%	5.7%	0.1%	2.4%
Medical & Dental			0.0%	0.0%	0.0%	8.1%	9.9%	8.5%	3.7%	0.1%	4.6%
Nursing & Midwifery	0.0%		7.9%	7.9%	11.8%	12.2%	9.9%	10.5%	6.5%	0.2%	3.7%
Health & Social Care Professionals	31.0%	2.6%	3.9%	3.7%	12.2%	6.1%	5.3%	5.1%	3.7%	0.1%	1.3%
Management & Administrative	19.3%	1.6%	3.4%	2.6%	4.2%	7.5%	10.1%	7.5%	5.2%	0.0%	2.3%
General Support		20.8%	5.2%	6.3%	14.1%	8.9%	0.1%	8.4%	6.0%	0.1%	2.3%
Patient & Client Care	9.3%	11.4%	6.0%	6.2%	12.5%	9.4%	5.8%	7.8%	6.1%	0.1%	1.5%
Total March:	10.5%	7.1%	6.8%	6.8%	11.5%	9.4%	9.3%	8.6%	5.4%	0.3%	3.0%
Medical & Dental			0.0%	0.0%	0.0%	6.7%	9.3%	7.6%	3.0%	0.2%	4.4%
Nursing & Midwifery	0.0%		8.2%	8.2%	11.5%	11.1%	10.8%	10.2%	6.2%	0.3%	3.8%
Health & Social Care Professionals	7.2%	5.5%	6.0%	5.9%	13.9%	7.5%	6.8%	6.8%	3.9%	0.2%	2.8%
Management & Administrative	14.7%	4.0%	3.7%	3.8%	6.5%	6.0%	10.7%	8.1%	4.8%	0.2%	3.1%
General Support		34.1%	3.6%	5.0%	11.5%	8.9%	2.8%	7.7%	6.2%	0.2%	1.3%
Patient & Client Care	15.2%	10.1%	6.9%	7.0%	12.6%	9.5%	8.1%	8.4%	5.6%	0.3%	2.5%
Total February:	2.4%	5.1%	4.3%	4.4%	9.4%	5.7%	5.7%	5.8%	5.3%	0.5%	
Medical & Dental			0.0%	0.0%	1.6%	2.7%		3.9%	3.5%		0.3%
Nursing & Midwifery	0.0%		5.3%	5.3%	8.7%	6.7%	5.9%	6.6%	6.0%	0.6%	
Health & Social Care Professionals	0.0%	3.5%	3.8%	3.8%	8.9%	1.8%	1.9%	3.3%	2.9%	0.4%	
Management & Administrative	4.7%	2.2%	1.2%	1.5%	5.9%	5.3%	8.6%	6.3%	5.9%	0.4%	
General Support		35.0%	4.1%	5.5%	12.1%	6.6%	3.9%	7.9%	7.5%	0.4%	
Patient & Client Care	2.7%	7.8%	4.3%	4.4%	10.4%	10.7%	3.6%	5.9%	5.5%	0.4%	
Total January:	1.0%	6.4%	5.0%	5.1%	10.2%	6.3%	6.7%	6.6%	6.1%	0.5%	
Medical & Dental			0.0%	0.0%	0.0%	3.8%	4.3%	3.8%	3.4%	0.4%	
Nursing & Midwifery	0.0%		5.8%	5.8%	8.9%	7.6%	6.7%	7.2%	6.6%	0.6%	
Health & Social Care Professionals	0.0%	3.1%	5.6%	5.2%	9.0%	3.1%	3.1%	4.5%	4.1%	0.4%	
Management & Administrative	0.0%	4.3%	2.0%	2.7%	5.3%	7.5%	9.7%	7.1%	6.6%	0.5%	
General Support		33.9%	3.4%	4.7%	14.7%	4.3%	5.0%	8.3%	8.0%	0.3%	
Patient & Client Care	4.8%	10.6%	4.8%	5.0%	11.8%	8.0%	6.1%	6.8%	6.2%	0.6%	
CHO 3: 2019 overall		5.2%	4.3%	4.4%	7.8%	5.9%	5.2%	5.4%	4.9%	0.4%	
Medical & Dental			0.4%	0.4%	2.7%	4.8%	4.4%	4.4%	4.1%	0.3%	
Nursing & Midwifery			5.1%	5.1%	8.1%	6.8%	5.9%	6.4%	5.9%	0.5%	
Health & Social Care Professionals		4.0%	4.3%	4.2%	4.8%	3.5%	3.4%	4.0%	3.6%	0.4%	
Management & Administrative		6.7%	2.7%	3.9%	4.3%	4.4%	6.1%	5.1%	4.8%	0.3%	
General Support		33.6%	4.7%	5.9%	10.9%	7.1%	3.5%	7.5%	7.2%	0.3%	
Patient & Client Care		2.7%	4.1%	4.1%	8.1%	7.2%	5.1%	5.0%	4.6%	0.5%	

CHO 3 Absence Rate - by Staff Category & S38 Agency	Bros. of Charity, Clare	Bros. of Charity, Limerick	Daughters of Charity, Limerick	Daughters of Charity, Roscrea	Total absence	Certified absence	Self-certified absence	COVID-19 absence
CHO 3: S38 2020 overall	4.4%	6.3%	5.2%	4.5%	5.3%	4.1%	0.2%	1.0%
<i>Medical & Dental</i>	<i>0.0%</i>	<i>2.7%</i>			<i>2.6%</i>	<i>2.6%</i>		
<i>Nursing & Midwifery</i>	<i>1.3%</i>	<i>7.0%</i>	<i>6.4%</i>	<i>6.1%</i>	<i>6.5%</i>	<i>5.3%</i>	<i>0.2%</i>	<i>1.1%</i>
<i>Health & Social Care Professionals</i>	<i>4.8%</i>	<i>5.1%</i>	<i>3.3%</i>	<i>2.8%</i>	<i>4.3%</i>	<i>3.2%</i>	<i>0.2%</i>	<i>0.9%</i>
<i>Management & Administrative</i>	<i>1.2%</i>	<i>1.5%</i>	<i>1.3%</i>	<i>3.5%</i>	<i>1.8%</i>	<i>1.0%</i>	<i>0.0%</i>	<i>0.7%</i>
<i>General Support</i>		<i>5.2%</i>	<i>4.8%</i>	<i>2.8%</i>	<i>4.7%</i>	<i>4.0%</i>	<i>0.1%</i>	<i>0.6%</i>
<i>Patient & Client Care</i>	<i>4.4%</i>	<i>6.8%</i>	<i>5.0%</i>	<i>4.5%</i>	<i>5.3%</i>	<i>4.0%</i>	<i>0.2%</i>	<i>1.1%</i>
Total October:	4.6%	7.9%	4.3%	3.7%	5.4%	3.7%	0.2%	1.6%
Medical & Dental	0.0%	0.0%			0.0%			
Nursing & Midwifery	9.9%	8.0%	4.8%	8.2%	6.2%	4.5%	0.2%	1.5%
Health & Social Care Professionals	4.8%	9.0%	2.0%	4.6%	5.6%	3.2%	0.1%	2.3%
Management & Administrative	3.3%	2.8%		1.2%	2.4%	1.6%		0.8%
General Support		13.4%	1.8%	5.8%	3.7%	3.4%	0.2%	
Patient & Client Care	4.5%	7.6%	5.8%	2.8%	5.3%	3.7%	0.2%	1.5%
Total September:	3.2%	7.2%	4.9%	3.2%	5.0%	3.6%	0.1%	1.3%
Medical & Dental	0.0%	12.8%			12.2%	12.2%		
Nursing & Midwifery	0.0%	8.3%	6.2%	3.5%	6.5%	5.2%	0.1%	1.3%
Health & Social Care Professionals	2.9%	7.9%	1.4%	3.5%	4.3%	3.5%	0.1%	0.8%
Management & Administrative	0.0%	0.0%	0.7%	0.9%	0.5%	0.2%		0.3%
General Support		11.3%	2.7%	3.6%	3.8%	3.3%		0.6%
Patient & Client Care	3.5%	6.8%	6.3%	3.3%	5.0%	3.4%	0.1%	1.5%
Total August:	4.7%	7.4%	5.5%	4.5%	5.8%	4.3%	0.2%	1.3%
Medical & Dental	0.0%	0.0%			0.0%			
Nursing & Midwifery	0.0%	10.3%	6.9%	4.6%	7.6%	6.2%	0.1%	1.3%
Health & Social Care Professionals	2.4%	7.4%	4.6%	3.7%	5.0%	3.5%	0.1%	1.4%
Management & Administrative	0.0%	0.8%			1.4%	0.5%		0.9%
General Support		2.1%	1.7%	2.0%	1.8%	0.9%	0.1%	0.7%
Patient & Client Care	5.8%	6.7%	5.4%	4.6%	5.7%	4.2%	0.2%	1.3%
Total July:	3.9%	3.6%	4.7%	2.5%	3.8%	3.4%	0.2%	0.3%
Medical & Dental	0.0%	12.0%			10.7%	10.7%		
Nursing & Midwifery	0.0%	4.3%	4.9%	1.4%	4.3%	3.8%	0.3%	0.3%
Health & Social Care Professionals	3.1%	1.4%	2.9%	1.9%	2.3%	2.1%	0.1%	0.1%
Management & Administrative	0.0%	0.0%	1.3%	0.6%	0.7%	0.7%		
General Support		0.0%	6.7%		6.0%	5.0%		1.0%
Patient & Client Care	4.4%	4.5%	5.2%	2.9%	4.2%	3.7%	0.2%	0.3%
Total June:	4.9%	5.6%	5.4%	2.2%	4.8%	3.6%	0.2%	1.1%
Medical & Dental	0.0%	0.0%			0.0%			
Nursing & Midwifery	0.0%	5.4%	7.0%	1.7%	6.0%	5.1%	0.0%	0.9%
Health & Social Care Professionals	3.9%	2.6%	1.7%		2.7%	1.8%	0.1%	0.8%
Management & Administrative	4.3%	1.5%			2.9%	1.7%		1.3%
General Support		2.7%	10.3%	1.5%	8.3%	7.0%	0.1%	1.1%
Patient & Client Care	5.3%	7.2%	3.3%	2.2%	4.8%	3.3%	0.2%	1.3%
Total May:	4.9%	8.5%	5.2%	4.0%	6.0%	4.1%	0.1%	1.8%
Medical & Dental	0.0%	0.0%			0.0%			
Nursing & Midwifery	0.0%	9.7%	6.5%	9.0%	7.6%	5.4%	0.1%	2.1%
Health & Social Care Professionals	5.3%	5.1%	1.3%	1.6%	3.8%	2.1%	0.1%	1.6%
Management & Administrative	1.5%	0.6%			1.6%	0.5%		1.1%
General Support		0.0%	8.0%		7.1%	7.0%		0.1%
Patient & Client Care	5.0%	10.1%	4.2%	3.4%	6.1%	4.1%	0.1%	1.9%
Total April:	3.8%	5.4%	6.6%	8.3%	6.0%	5.1%	0.1%	0.8%
Medical & Dental		0.0%			0.0%			
Nursing & Midwifery	0.0%	4.8%	8.9%	11.1%	7.9%	6.6%	0.2%	1.1%
Health & Social Care Professionals	5.4%	3.2%	2.7%		3.9%	3.6%	0.1%	0.2%
Management & Administrative	0.0%	0.3%		8.9%	3.4%	1.6%	0.1%	1.7%
General Support		0.0%	6.9%	0.4%	5.2%	3.8%		1.4%
Patient & Client Care	3.4%	7.0%	5.1%	7.9%	6.0%	5.1%	0.1%	0.8%
Total March:	5.1%	7.6%	6.7%	7.6%	6.8%	4.4%	0.2%	2.2%
Medical & Dental		0.0%			0.0%			
Nursing & Midwifery	0.0%	8.4%	7.6%	11.4%	8.2%	5.6%	0.1%	2.5%
Health & Social Care Professionals	6.9%	7.0%	4.8%	2.3%	6.0%	4.1%	0.1%	1.7%
Management & Administrative	1.0%	4.1%		4.9%	3.7%	0.7%	0.1%	2.9%
General Support		0.1%	4.1%		3.6%	2.7%	0.1%	0.8%
Patient & Client Care	4.6%	8.1%	7.1%	7.8%	6.9%	4.4%	0.2%	2.3%
Total February:	4.2%	3.9%	4.4%	5.1%	4.3%	4.0%	0.3%	
Medical & Dental		0.0%			0.0%			
Nursing & Midwifery	0.0%	4.2%	5.2%	9.7%	5.3%	5.0%	0.3%	
Health & Social Care Professionals	4.3%	2.4%	6.0%	1.8%	3.8%	3.5%	0.3%	
Management & Administrative	0.6%	1.1%	1.4%		1.2%	0.9%	0.2%	
General Support		8.9%	3.0%		4.1%	3.7%	0.3%	
Patient & Client Care	4.3%	4.4%	3.7%	4.7%	4.3%	4.0%	0.3%	
Total January:	5.0%	5.5%	4.8%	4.5%	5.0%	4.6%	0.4%	
Medical & Dental		0.0%			0.0%			
Nursing & Midwifery	0.0%	6.9%	6.0%	1.8%	5.8%	5.5%	0.3%	
Health & Social Care Professionals	9.1%	3.6%	6.7%	1.0%	5.6%	5.2%	0.4%	
Management & Administrative	0.8%	2.8%	1.5%	2.6%	2.0%	2.0%		
General Support		8.8%	2.4%	3.4%	3.4%	3.3%	0.1%	
Patient & Client Care	3.7%	5.8%	3.6%	5.6%	4.8%	4.4%	0.4%	
CHO 3: S38 2019 overall	3.6%	5.6%	3.9%	4.5%	4.3%	4.0%	0.3%	
<i>Medical & Dental</i>		<i>0.4%</i>			<i>0.4%</i>	<i>0.4%</i>		
<i>Nursing & Midwifery</i>	<i>0.0%</i>	<i>7.4%</i>	<i>4.4%</i>	<i>4.1%</i>	<i>5.1%</i>	<i>4.8%</i>	<i>0.3%</i>	
<i>Health & Social Care Professionals</i>	<i>5.0%</i>	<i>4.3%</i>	<i>2.9%</i>	<i>3.6%</i>	<i>4.3%</i>	<i>3.9%</i>	<i>0.4%</i>	
<i>Management & Administrative</i>	<i>1.9%</i>	<i>4.6%</i>	<i>0.8%</i>	<i>3.9%</i>	<i>2.7%</i>	<i>2.4%</i>	<i>0.2%</i>	
<i>General Support</i>		<i>8.3%</i>	<i>4.7%</i>	<i>1.4%</i>	<i>4.7%</i>	<i>4.5%</i>	<i>0.2%</i>	
<i>Patient & Client Care</i>	<i>3.1%</i>	<i>5.4%</i>	<i>3.9%</i>	<i>4.8%</i>	<i>4.1%</i>	<i>3.8%</i>	<i>0.4%</i>	