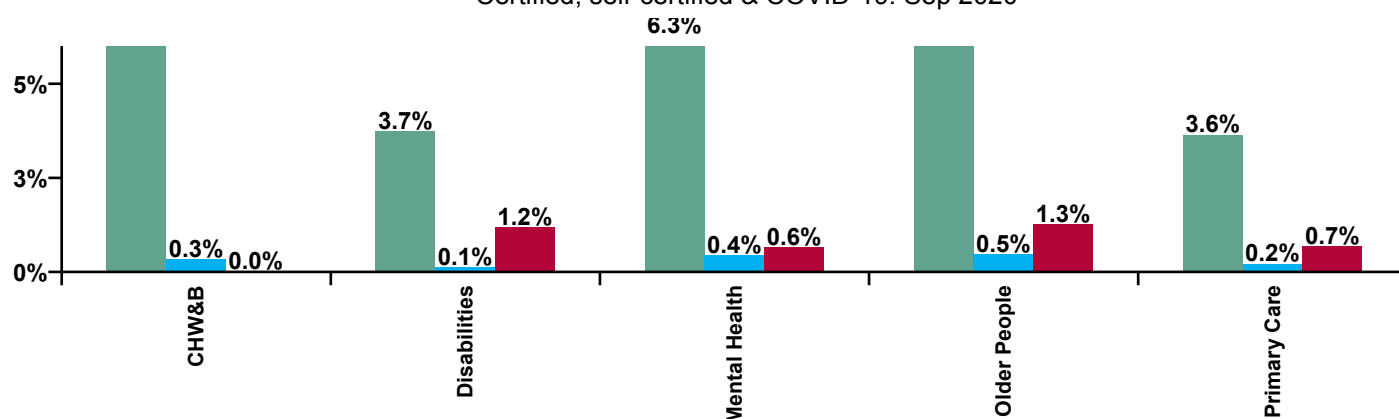


September 2020

CHO 3 Absence Rate - by Staff Category: Sep 2020	Certified absence	Self-certified absence	COVID-19 absence	Total absence rate	Certified	Self-certified	COVID-19
CHO 3	5.6%	0.3%	1.0%	6.8%	81.6%	3.7%	14.8%
Medical & Dental	2.8%	0.1%	0.3%	3.2%	86.5%	2.5%	11.0%
Nursing & Midwifery	6.8%	0.4%	1.0%	8.2%	83.1%	4.7%	12.2%
Health & Social Care Professionals	3.9%	0.1%	0.7%	4.7%	83.7%	2.1%	14.2%
Management & Administrative	5.0%	0.3%	0.8%	6.1%	81.9%	4.1%	14.0%
General Support	7.5%	0.2%	0.4%	8.0%	92.9%	2.4%	4.7%
Patient & Client Care	5.4%	0.2%	1.4%	7.0%	76.9%	3.3%	19.8%

CHO 3 Absence Rate - by Care Group: Sep 2020	Certified absence	Self-certified absence	COVID-19 absence	Total absence rate	Certified	Self-certified	COVID-19
CHO 3	5.6%	0.3%	1.0%	6.8%	81.6%	3.7%	14.8%
Community Health & Wellbeing	6.5%	0.3%		6.9%	95.2%	4.8%	0.0%
Health Service Executive	5.1%	0.2%	0.1%	5.4%	93.7%	3.9%	2.3%
Section 38 Voluntary Agencies	3.6%	0.1%	1.3%	5.0%	72.8%	2.0%	25.2%
Disabilities	3.7%	0.1%	1.2%	5.0%	74.4%	2.2%	23.4%
Older People	11.1%	0.5%	1.3%	12.8%	86.5%	3.6%	9.9%
Mental Health	6.3%	0.4%	0.6%	7.4%	85.3%	5.8%	8.8%
Primary Care	3.6%	0.2%	0.7%	4.5%	80.4%	4.6%	14.9%

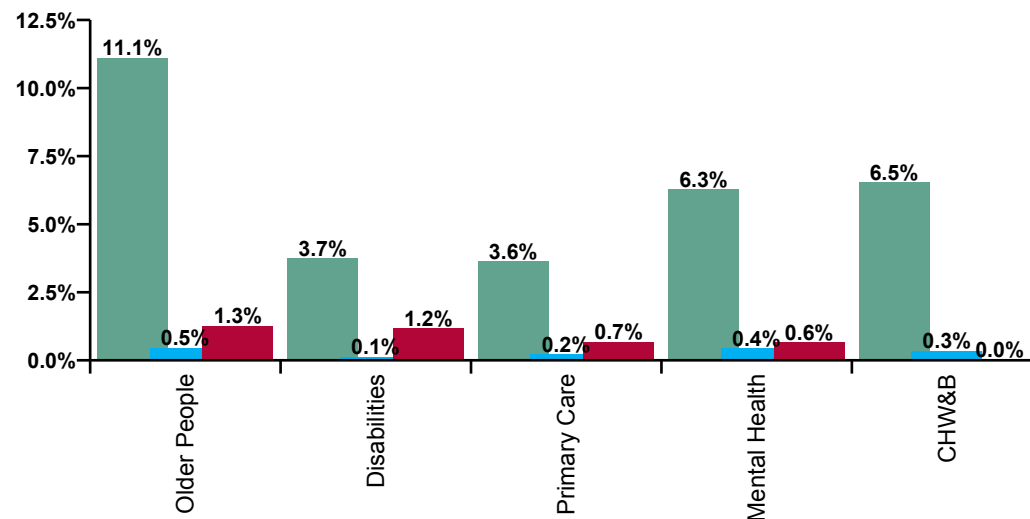
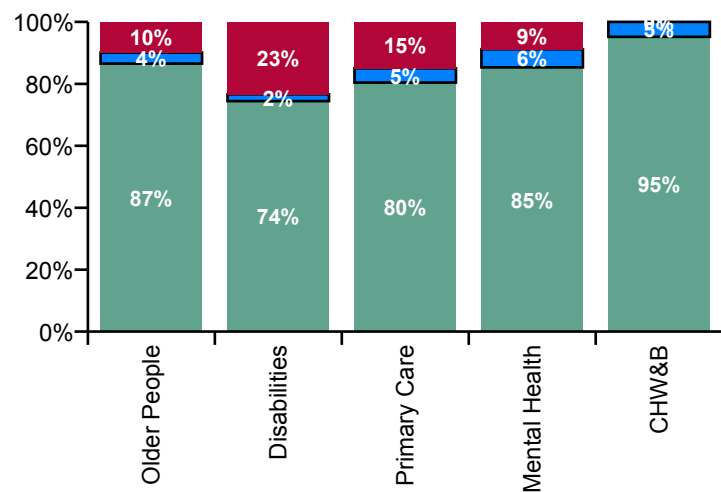
Certified, self-certified & COVID-19: Sep 2020



Legend

Certified absence
Self-certified absence
COVID-19 absence

CHO 3 Overall Absence Rate - by Care Group & Staff Category: Sep 2020	Medical & Dental	Nursing & Midwifery	Health & Social Care Professionals	Management & Administrative	General Support	Patient & Client Care	Certified absence	Self-certified absence	COVID-19 absence	Total absence
CHO 3	3.2%	8.2%	4.7%	6.1%	8.0%	7.0%	5.6%	0.3%	1.0%	6.8%
Community Health & Wellbeing		0.0%	0.0%	10.5%		2.3%	6.5%	0.3%		6.9%
Health Service Executive			4.3%	3.1%	26.3%	5.2%	5.1%	0.2%	0.1%	5.4%
Section 38 Voluntary Agencies	12.2%	6.5%	4.3%	0.5%	3.8%	5.0%	3.6%	0.1%	1.3%	5.0%
Disabilities	12.2%	6.5%	4.3%	1.4%	6.0%	5.0%	3.7%	0.1%	1.2%	5.0%
Older People	0.0%	12.2%	9.2%	10.7%	15.8%	13.7%	11.1%	0.5%	1.3%	12.8%
Mental Health	1.8%	8.8%	4.4%	8.5%	3.0%	10.3%	6.3%	0.4%	0.6%	7.4%
Primary Care	4.5%	4.2%	4.8%	6.0%	1.0%	2.6%	3.6%	0.2%	0.7%	4.5%



Certified absence

Self-certified absence

COVID-19 absence

CHO 3 Absence Rate - by Care Group, Staff Category & Absence type: Sep 2020

Community Health & Wellbeing by Staff Category Sep 2020	Certified absence	Self-certified absence	COVID-19 absence	Total absence	Certified	Self-certified	COVID-19
Total	6.5%	0.3%	0.0%	6.9%	95.2%	4.8%	0.0%

Disabilities by Staff Category Sep 2020	Certified absence	Self-certified absence	COVID-19 absence	Total absence	Certified	Self-certified	COVID-19
Total	3.7%	0.1%	1.2%	5.0%	74.4%	2.2%	23.4%
Medical & Dental	12.2%	0.0%	0.0%	12.2%	100.0%	0.0%	0.0%
Nursing & Midwifery	5.2%	0.1%	1.3%	6.5%	79.3%	1.3%	19.3%
Health & Social Care Professionals	3.6%	0.1%	0.7%	4.3%	83.1%	1.8%	15.1%
Management & Administrative	1.1%	0.1%	0.2%	1.4%	78.9%	6.0%	15.1%
General Support	5.3%	0.2%	0.5%	6.0%	88.2%	3.3%	8.5%
Patient & Client Care	3.4%	0.1%	1.5%	5.0%	67.6%	2.5%	29.9%

Older People by Staff Category Sep 2020	Certified absence	Self-certified absence	COVID-19 absence	Total absence	Certified	Self-certified	COVID-19
Total	11.1%	0.5%	1.3%	12.8%	86.5%	3.6%	9.9%
Medical & Dental				0.0%			
Nursing & Midwifery	10.3%	0.6%	1.3%	12.2%	84.4%	4.7%	10.9%
Health & Social Care Professionals	8.9%	0.0%	0.3%	9.2%	96.9%	0.0%	3.1%
Management & Administrative	8.7%	0.2%	1.8%	10.7%	81.1%	1.9%	17.0%
General Support	15.1%	0.3%	0.4%	15.8%	95.6%	2.0%	2.5%
Patient & Client Care	11.7%	0.5%	1.5%	13.7%	85.7%	3.7%	10.6%

Mental Health by Staff Category Sep 2020	Certified absence	Self-certified absence	COVID-19 absence	Total absence	Certified	Self-certified	COVID-19
Total	6.3%	0.4%	0.6%	7.4%	85.3%	5.8%	8.8%
Medical & Dental	1.1%	0.2%	0.5%	1.8%	59.9%	10.2%	29.9%
Nursing & Midwifery	7.3%	0.7%	0.9%	8.8%	82.3%	7.6%	10.1%
Health & Social Care Professionals	3.9%	0.2%	0.4%	4.4%	86.8%	3.4%	9.8%
Management & Administrative	8.2%	0.2%	0.2%	8.5%	96.1%	2.1%	1.8%
General Support	2.6%	0.0%	0.4%	3.0%	85.6%	0.0%	14.4%
Patient & Client Care	9.5%	0.3%	0.5%	10.3%	92.2%	3.3%	4.5%

Primary Care by Staff Category Sep 2020	Certified absence	Self-certified absence	COVID-19 absence	Total absence	Certified	Self-certified	COVID-19
Total	3.6%	0.2%	0.7%	4.5%	80.4%	4.6%	14.9%
Medical & Dental	4.3%	0.0%	0.2%	4.5%	94.9%	0.0%	5.1%
Nursing & Midwifery	3.8%	0.1%	0.3%	4.2%	91.5%	2.5%	6.0%
Health & Social Care Professionals	3.6%	0.1%	1.1%	4.8%	75.0%	2.5%	22.4%
Management & Administrative	4.5%	0.4%	1.1%	6.0%	74.8%	6.4%	18.8%
General Support	0.8%	0.1%	0.0%	1.0%	85.5%	14.5%	0.0%
Patient & Client Care	1.6%	0.4%	0.6%	2.6%	62.3%	14.0%	23.8%

CHO 3 Absence Rate - by Staff Category & Care Group	CHW&B	HSE	S38	Disabilities	Older People	Mental Health	Primary Care	Total absence	Certified absence	Self-certified absence	COVID-19 absence
CHO 3: 2020 overall	7.0%	5.0%	5.3%	5.3%	10.5%	7.7%	6.0%	6.9%	5.4%	0.3%	1.2%
<i>Medical & Dental</i>			2.9%	2.9%	0.2%	4.2%	5.9%	4.9%	3.0%	0.2%	1.6%
<i>Nursing & Midwifery</i>	1.9%		6.6%	6.6%	10.2%	9.5%	6.5%	8.3%	6.3%	0.4%	1.6%
<i>Health & Social Care Professionals</i>	9.4%	2.9%	4.2%	4.0%	9.9%	3.8%	4.0%	4.3%	3.2%	0.2%	0.9%
<i>Management & Administrative</i>	7.4%	2.7%	1.8%	2.1%	6.2%	7.2%	7.6%	6.3%	5.2%	0.2%	0.9%
<i>General Support</i>		20.3%	4.8%	6.0%	13.3%	5.9%	2.2%	7.9%	7.0%	0.2%	0.7%
<i>Patient & Client Care</i>	7.3%	8.5%	5.3%	5.4%	11.2%	9.9%	4.9%	6.9%	5.5%	0.3%	1.1%
Total September:	6.9%	5.4%	5.0%	5.0%	12.8%	7.4%	4.5%	6.8%	5.6%	0.3%	1.0%
Medical & Dental			12.2%	12.2%	0.0%	1.8%	4.5%	3.2%	2.8%	0.1%	0.3%
Nursing & Midwifery	0.0%		6.5%	6.5%	12.2%	8.8%	4.2%	8.2%	6.8%	0.4%	1.0%
Health & Social Care Professionals	0.0%	4.3%	4.3%	4.3%	9.2%	4.4%	4.8%	4.7%	3.9%	0.1%	0.7%
Management & Administrative	10.5%	3.1%	0.5%	1.4%	10.7%	8.5%	6.0%	6.1%	5.0%	0.3%	0.8%
General Support		26.3%	3.8%	6.0%	15.8%	3.0%	1.0%	8.0%	7.5%	0.2%	0.4%
Patient & Client Care	2.3%	5.2%	5.0%	5.0%	13.7%	10.3%	2.6%	7.0%	5.4%	0.2%	1.4%
Total August:	4.2%	3.8%	5.8%	5.6%	10.6%	7.4%	5.5%	6.9%	5.7%	0.3%	1.0%
Medical & Dental			0.0%	0.0%	0.0%	1.3%	4.3%	2.7%	2.3%	0.1%	0.4%
Nursing & Midwifery	0.0%		7.6%	7.6%	9.2%	8.5%	5.3%	8.0%	6.5%	0.4%	1.1%
Health & Social Care Professionals	0.0%	1.5%	5.0%	4.6%	12.0%	3.7%	7.3%	5.2%	4.0%	0.2%	1.0%
Management & Administrative	5.4%	2.9%	1.4%	2.4%	9.0%	9.4%	5.9%	6.5%	6.0%	0.1%	0.4%
General Support		14.4%	1.8%	2.9%	14.3%	3.6%	3.4%	6.9%	6.3%	0.2%	0.4%
Patient & Client Care	8.2%	5.8%	5.7%	5.7%	11.2%	11.8%	4.3%	7.2%	5.8%	0.3%	1.1%
Total July:	3.5%	4.5%	3.8%	3.9%	10.4%	6.3%	4.3%	5.6%	5.0%	0.2%	0.4%
Medical & Dental			10.7%	10.7%	0.0%	1.3%	4.6%	2.9%	2.8%	0.2%	
Nursing & Midwifery	16.8%		4.3%	4.3%	10.4%	7.7%	4.4%	6.8%	5.7%	0.3%	0.7%
Health & Social Care Professionals	0.0%	1.9%	2.3%	2.2%	6.3%	3.0%	3.9%	2.9%	2.4%	0.2%	0.3%
Management & Administrative	0.0%	0.8%	0.7%	0.7%	4.6%	7.4%	5.2%	4.3%	4.2%	0.1%	0.1%
General Support		13.6%	6.0%	6.9%	14.2%	4.0%	2.4%	8.2%	7.8%	0.1%	0.3%
Patient & Client Care	0.0%	11.6%	4.2%	4.4%	11.0%	10.0%	2.7%	6.2%	5.5%	0.2%	0.4%
Total June:	3.2%	3.6%	4.8%	4.8%	8.7%	6.9%	4.1%	5.8%	4.8%	0.2%	0.8%
Medical & Dental			0.0%	0.0%	0.0%	2.9%	5.5%	4.0%	3.2%	0.1%	0.7%
Nursing & Midwifery	0.0%		6.0%	6.0%	8.8%	8.7%	4.6%	7.2%	6.1%	0.2%	0.9%
Health & Social Care Professionals	0.0%	2.7%	2.7%	2.7%	6.3%	2.4%	1.9%	2.7%	1.9%	0.2%	0.6%
Management & Administrative	0.0%	2.2%	2.9%	2.5%	5.2%	7.0%	4.6%	4.7%	4.3%	0.3%	0.2%
General Support		12.0%	8.3%	8.7%	10.9%	6.2%	1.3%	7.8%	7.2%	0.2%	0.4%
Patient & Client Care	15.0%	4.2%	4.8%	4.7%	9.1%	10.0%	5.3%	6.1%	4.7%	0.3%	1.0%
Total May:	11.8%	4.0%	6.0%	5.9%	9.3%	9.7%	5.1%	7.2%	5.0%	0.2%	2.0%
Medical & Dental			0.0%	0.0%	0.0%	8.2%	5.7%	6.5%	2.6%	0.2%	3.8%
Nursing & Midwifery	0.0%		7.6%	7.6%	9.7%	13.3%	6.8%	9.7%	6.5%	0.2%	3.0%
Health & Social Care Professionals	46.5%	0.2%	3.8%	3.3%	10.7%	1.9%	1.4%	3.2%	2.0%	0.1%	1.1%
Management & Administrative	0.9%	3.0%	1.6%	2.4%	4.7%	6.6%	6.4%	5.4%	4.4%	0.1%	0.9%
General Support		18.8%	7.1%	8.1%	12.0%	7.9%	0.0%	8.1%	6.6%	0.3%	1.2%
Patient & Client Care	7.9%	8.8%	6.1%	6.2%	9.2%	9.5%	5.5%	7.1%	5.0%	0.3%	1.8%
Total April:	16.9%	5.3%	6.0%	6.0%	11.6%	9.9%	8.2%	8.2%	5.7%	0.1%	2.4%
Medical & Dental			0.0%	0.0%	0.0%	8.1%	9.9%	8.5%	3.7%	0.1%	4.6%
Nursing & Midwifery	0.0%		7.9%	7.9%	11.8%	12.2%	9.9%	10.5%	6.5%	0.2%	3.7%
Health & Social Care Professionals	31.0%	2.6%	3.9%	3.7%	12.2%	6.1%	5.3%	5.1%	3.7%	0.1%	1.3%
Management & Administrative	19.3%	1.6%	3.4%	2.6%	4.2%	7.5%	10.1%	7.5%	5.2%	0.0%	2.3%
General Support		20.8%	5.2%	6.3%	14.1%	8.9%	0.1%	8.4%	6.0%	0.1%	2.3%
Patient & Client Care	9.3%	11.4%	6.0%	6.2%	12.5%	9.4%	5.8%	7.8%	6.1%	0.1%	1.5%
Total March:	10.5%	7.1%	6.8%	6.8%	11.5%	9.4%	9.3%	8.6%	5.4%	0.3%	3.0%
Medical & Dental			0.0%	0.0%	0.0%	6.7%	9.3%	7.6%	3.0%	0.2%	4.4%
Nursing & Midwifery	0.0%		8.2%	8.2%	11.5%	11.1%	10.8%	10.2%	6.2%	0.3%	3.8%
Health & Social Care Professionals	7.2%	5.5%	6.0%	5.9%	13.9%	7.5%	6.8%	6.8%	3.9%	0.2%	2.8%
Management & Administrative	14.7%	4.0%	3.7%	3.8%	6.5%	6.0%	10.7%	8.1%	4.8%	0.2%	3.1%
General Support		34.1%	3.6%	5.0%	11.5%	8.9%	2.8%	7.7%	6.2%	0.2%	1.3%
Patient & Client Care	15.2%	10.1%	6.9%	7.0%	12.6%	9.5%	8.1%	8.4%	5.6%	0.3%	2.5%
Total February:	2.4%	5.1%	4.3%	4.4%	9.4%	5.7%	5.7%	5.8%	5.3%	0.5%	
Medical & Dental			0.0%	0.0%	1.6%	2.7%	5.2%	3.9%	3.5%	0.3%	
Nursing & Midwifery	0.0%		5.3%	5.3%	8.7%	6.7%	5.9%	6.6%	6.0%	0.6%	
Health & Social Care Professionals	0.0%	3.5%	3.8%	3.8%	8.9%	1.8%	1.9%	3.3%	2.9%	0.4%	
Management & Administrative	4.7%	2.2%	1.2%	1.5%	5.9%	5.3%	8.6%	6.3%	5.9%	0.4%	
General Support		35.0%	4.1%	5.5%	12.1%	6.6%	3.9%	7.9%	7.5%	0.4%	
Patient & Client Care	2.7%	7.8%	4.3%	4.4%	10.4%	10.7%	3.6%	5.9%	5.5%	0.4%	
Total January:	1.0%	6.4%	5.0%	5.1%	10.2%	6.3%	6.7%	6.6%	6.1%	0.5%	
Medical & Dental			0.0%	0.0%	0.0%	3.8%	4.3%	3.8%	3.4%	0.4%	
Nursing & Midwifery	0.0%		5.8%	5.8%	8.9%	7.6%	6.7%	7.2%	6.6%	0.6%	
Health & Social Care Professionals	0.0%	3.1%	5.6%	5.2%	9.0%	3.1%	3.1%	4.5%	4.1%	0.4%	
Management & Administrative	0.0%	4.3%	2.0%	2.7%	5.3%	7.5%	9.7%	7.1%	6.6%	0.5%	
General Support		33.9%	3.4%	4.7%	14.7%	4.3%	5.0%	8.3%	8.0%	0.3%	
Patient & Client Care	4.8%	10.6%	4.8%	5.0%	11.8%	8.0%	6.1%	6.8%	6.2%	0.6%	
CHO 3: 2019 overall		5.2%	4.3%	4.4%	7.8%	5.9%	5.2%	5.4%	4.9%	0.4%	
<i>Medical & Dental</i>			0.4%	0.4%	2.7%	4.8%	4.4%	4.4%	4.1%	0.3%	
<i>Nursing & Midwifery</i>			5.1%	5.1%	8.1%	6.8%	5.9%	6.4%	5.9%	0.5%	
<i>Health & Social Care Professionals</i>		4.0%	4.3%	4.2%	4.8%	3.5%	3.4%	4.0%	3.6%	0.4%	
<i>Management & Administrative</i>		6.7%	2.7%	3.9%	4.3%	4.4%	6.1%	5.1%	4.8%	0.3%	
<i>General Support</i>		33.6%	4.7%	5.9%	10.9%	7.1%	3.5%	7.5%	7.2%	0.3%	
<i>Patient & Client Care</i>		2.7%	4.1%	4.1%	8.1%	7.2%	5.1%	5.0%	4.6%	0.5%	

CHO 3 Absence Rate - by Staff Category & S38 Agency	Bros. of Charity, Clare	Bros. of Charity, Limerick	Daughters of Charity, Limerick	Daughters of Charity, Roscrea	Total absence	Certified absence	Self-certified absence	COVID-19 absence
CHO 3: S38 2020 overall	4.4%	6.1%	5.3%	4.6%	5.3%	4.1%	0.2%	1.0%
Medical & Dental	0.0%	3.1%			2.9%	2.9%		
Nursing & Midwifery	0.0%	6.9%	6.6%	5.9%	6.6%	5.4%	0.2%	1.1%
Health & Social Care Professionals	4.8%	4.6%	3.5%	2.6%	4.2%	3.2%	0.2%	0.7%
Management & Administrative	1.0%	1.3%	1.3%	4.0%	1.8%	1.0%	0.1%	0.7%
General Support		4.3%	5.1%	2.3%	4.8%	4.1%	0.1%	0.6%
Patient & Client Care	4.4%	6.7%	4.9%	4.7%	5.3%	4.0%	0.2%	1.1%
Total September:	3.2%	7.2%	4.9%	3.2%	5.0%	3.6%	0.1%	1.3%
Medical & Dental	0.0%	12.8%			12.2%	12.2%		
Nursing & Midwifery	0.0%	8.3%	6.2%	3.5%	6.5%	5.2%	0.1%	1.3%
Health & Social Care Professionals	2.9%	7.9%	1.4%	3.5%	4.3%	3.5%	0.1%	0.8%
Management & Administrative	0.0%	0.0%	0.7%	0.9%	0.5%	0.2%		0.3%
General Support		11.3%	2.7%	3.6%	3.8%	3.3%		0.6%
Patient & Client Care	3.5%	6.8%	6.3%	3.3%	5.0%	3.4%	0.1%	1.5%
Total August:	4.7%	7.4%	5.5%	4.5%	5.8%	4.3%	0.2%	1.3%
Medical & Dental	0.0%	0.0%			0.0%			
Nursing & Midwifery	0.0%	10.3%	6.9%	4.6%	7.6%	6.2%	0.1%	1.3%
Health & Social Care Professionals	2.4%	7.4%	4.6%	3.7%	5.0%	3.5%	0.1%	1.4%
Management & Administrative	0.0%	0.8%			1.4%	0.5%		0.9%
General Support		2.1%	1.7%	2.0%	1.8%	0.9%	0.1%	0.7%
Patient & Client Care	5.8%	6.7%	5.4%	4.6%	5.7%	4.2%	0.2%	1.3%
Total July:	3.9%	3.6%	4.7%	2.5%	3.8%	3.4%	0.2%	0.3%
Medical & Dental	0.0%	12.0%			10.7%	10.7%		
Nursing & Midwifery	0.0%	4.3%	4.9%	1.4%	4.3%	3.8%	0.3%	0.3%
Health & Social Care Professionals	3.1%	1.4%	2.9%	1.9%	2.3%	2.1%	0.1%	0.1%
Management & Administrative	0.0%	0.0%	1.3%	0.6%	0.7%	0.7%		
General Support		0.0%	6.7%		6.0%	5.0%		1.0%
Patient & Client Care	4.4%	4.5%	5.2%	2.9%	4.2%	3.7%	0.2%	0.3%
Total June:	4.9%	5.6%	5.4%	2.2%	4.8%	3.6%	0.2%	1.1%
Medical & Dental	0.0%	0.0%			0.0%			
Nursing & Midwifery	0.0%	5.4%	7.0%	1.7%	6.0%	5.1%	0.0%	0.9%
Health & Social Care Professionals	3.9%	2.6%	1.7%		2.7%	1.8%	0.1%	0.8%
Management & Administrative	4.3%	1.5%			2.9%	1.7%		1.3%
General Support		2.7%	10.3%	1.5%	8.3%	7.0%	0.1%	1.1%
Patient & Client Care	5.3%	7.2%	3.3%	2.2%	4.8%	3.3%	0.2%	1.3%
Total May:	4.9%	8.5%	5.2%	4.0%	6.0%	4.1%	0.1%	1.8%
Medical & Dental	0.0%	0.0%			0.0%			
Nursing & Midwifery	0.0%	9.7%	6.5%	9.0%	7.6%	5.4%	0.1%	2.1%
Health & Social Care Professionals	5.3%	5.1%	1.3%	1.6%	3.8%	2.1%	0.1%	1.6%
Management & Administrative	1.5%	0.6%			1.6%	0.5%		1.1%
General Support		0.0%	8.0%		7.1%	7.0%		0.1%
Patient & Client Care	5.0%	10.1%	4.2%	3.4%	6.1%	4.1%	0.1%	1.9%
Total April:	3.8%	5.4%	6.6%	8.3%	6.0%	5.1%	0.1%	0.8%
Medical & Dental		0.0%			0.0%			
Nursing & Midwifery	0.0%	4.8%	8.9%	11.1%	7.9%	6.6%	0.2%	1.1%
Health & Social Care Professionals	5.4%	3.2%	2.7%		3.9%	3.6%	0.1%	0.2%
Management & Administrative	0.0%	0.3%		8.9%	3.4%	1.6%	0.1%	1.7%
General Support		0.0%	6.9%	0.4%	5.2%	3.8%		1.4%
Patient & Client Care	3.4%	7.0%	5.1%	7.9%	6.0%	5.1%	0.1%	0.8%
Total March:	5.1%	7.6%	6.7%	7.6%	6.8%	4.4%	0.2%	2.2%
Medical & Dental		0.0%			0.0%			
Nursing & Midwifery	0.0%	8.4%	7.6%	11.4%	8.2%	5.6%	0.1%	2.5%
Health & Social Care Professionals	6.9%	7.0%	4.8%	2.3%	6.0%	4.1%	0.1%	1.7%
Management & Administrative	1.0%	4.1%		4.9%	3.7%	0.7%	0.1%	2.9%
General Support		0.1%	4.1%		3.6%	2.7%	0.1%	0.8%
Patient & Client Care	4.6%	8.1%	7.1%	7.8%	6.9%	4.4%	0.2%	2.3%
Total February:	4.2%	3.9%	4.4%	5.1%	4.3%	4.0%	0.3%	
Medical & Dental		0.0%			0.0%			
Nursing & Midwifery	0.0%	4.2%	5.2%	9.7%	5.3%	5.0%	0.3%	
Health & Social Care Professionals	4.3%	2.4%	6.0%	1.8%	3.8%	3.5%	0.3%	
Management & Administrative	0.6%	1.1%	1.4%		1.2%	0.9%	0.2%	
General Support		8.9%	3.0%		4.1%	3.7%	0.3%	
Patient & Client Care	4.3%	4.4%	3.7%	4.7%	4.3%	4.0%	0.3%	
Total January:	5.0%	5.5%	4.8%	4.5%	5.0%	4.6%	0.4%	
Medical & Dental		0.0%			0.0%			
Nursing & Midwifery	0.0%	6.9%	6.0%	1.8%	5.8%	5.5%	0.3%	
Health & Social Care Professionals	9.1%	3.6%	6.7%	1.0%	5.6%	5.2%	0.4%	
Management & Administrative	0.8%	2.8%	1.5%	2.6%	2.0%	2.0%		
General Support		8.8%	2.4%	3.4%	3.4%	3.3%	0.1%	
Patient & Client Care	3.7%	5.8%	3.6%	5.6%	4.8%	4.4%	0.4%	
CHO 3: S38 2019 overall	3.6%	5.6%	3.9%	4.5%	4.3%	4.0%	0.3%	
Medical & Dental		0.4%			0.4%	0.4%		
Nursing & Midwifery	0.0%	7.4%	4.4%	4.1%	5.1%	4.8%	0.3%	
Health & Social Care Professionals	5.0%	4.3%	2.9%	3.6%	4.3%	3.9%	0.4%	
Management & Administrative	1.9%	4.6%	0.8%	3.9%	2.7%	2.4%	0.2%	
General Support		8.3%	4.7%	1.4%	4.7%	4.5%	0.2%	
Patient & Client Care	3.1%	5.4%	3.9%	4.8%	4.1%	3.8%	0.4%	