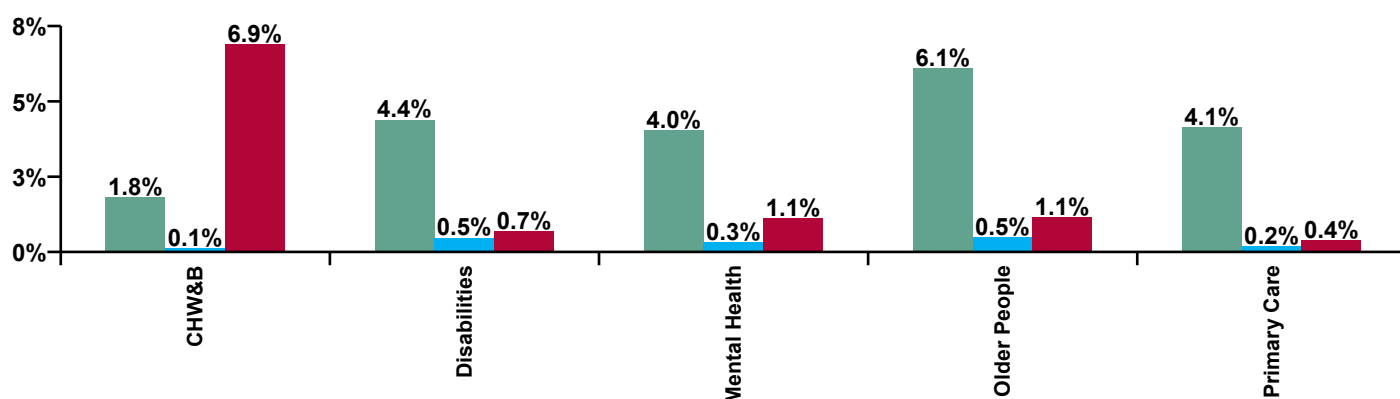


November 2020

CHO 5 Absence Rate - by Staff Category: Nov 2020	Certified absence	Self-certified absence	COVID-19 absence	Total absence rate	Certified	Self-certified	COVID-19
CHO 5	4.6%	0.4%	0.8%	5.8%	79.2%	6.3%	14.5%
Medical & Dental	2.5%	0.2%	1.2%	3.9%	64.9%	4.6%	30.5%
Nursing & Midwifery	4.9%	0.4%	1.0%	6.3%	77.7%	6.8%	15.5%
Health & Social Care Professionals	4.0%	0.3%	0.2%	4.5%	87.3%	7.4%	5.4%
Management & Administrative	4.4%	0.2%	0.4%	5.0%	87.8%	3.6%	8.6%
General Support	4.3%	0.3%	1.5%	6.0%	70.9%	4.5%	24.6%
Patient & Client Care	5.0%	0.4%	0.9%	6.3%	78.9%	6.7%	14.4%

CHO 5 Absence Rate - by Care Group: Nov 2020	Certified absence	Self-certified absence	COVID-19 absence	Total absence rate	Certified	Self-certified	COVID-19
CHO 5	4.6%	0.4%	0.8%	5.8%	79.2%	6.3%	14.5%
Community Health & Wellbeing	1.8%	0.1%	6.9%	8.8%	20.6%	1.3%	78.1%
Health Service Executive	5.3%	0.4%	0.5%	6.3%	85.1%	7.0%	7.9%
Section 38 Voluntary Agencies	4.1%	0.5%	0.7%	5.3%	77.0%	8.9%	14.1%
Disabilities	4.4%	0.5%	0.7%	5.5%	79.2%	8.4%	12.4%
Older People	6.1%	0.5%	1.1%	7.7%	79.1%	6.2%	14.8%
Mental Health	4.0%	0.3%	1.1%	5.5%	73.7%	5.9%	20.4%
Primary Care	4.1%	0.2%	0.4%	4.7%	88.0%	3.7%	8.3%

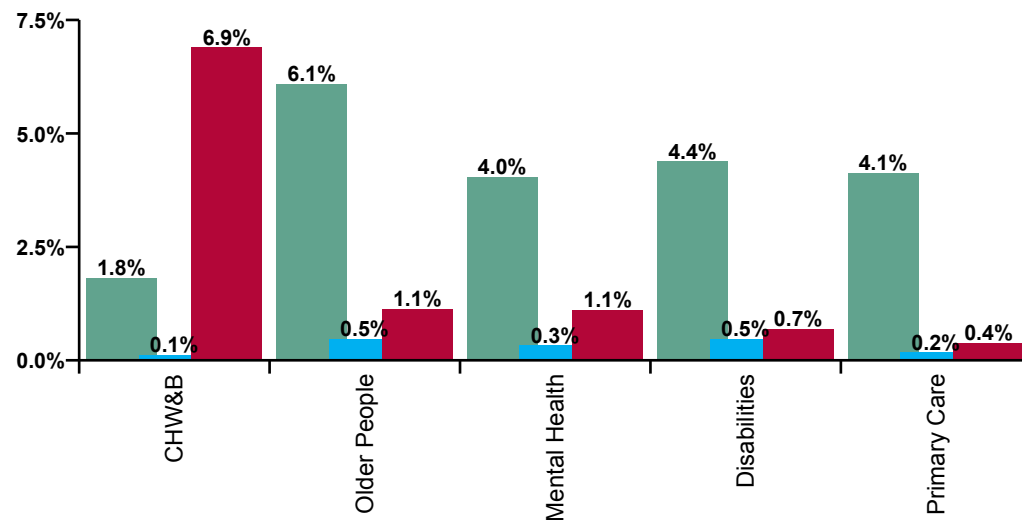
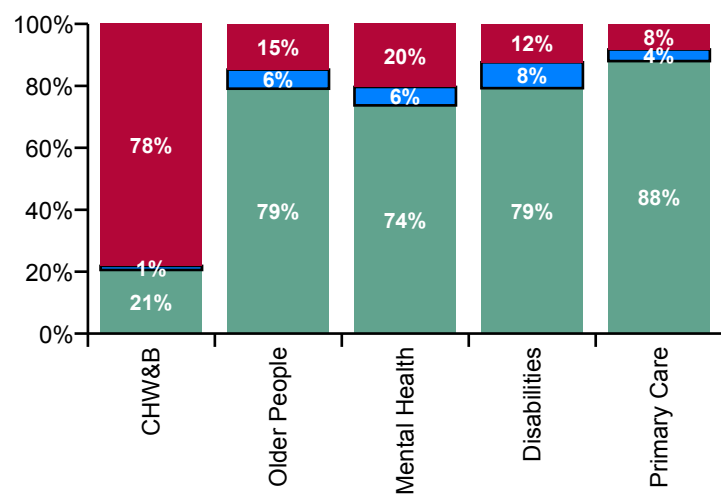
Certified, self-certified & COVID-19: Nov 2020



Legend

Certified absence
Self-certified absence
COVID-19 absence

CHO 5 Overall Absence Rate - by Care Group & Staff Category: Nov 2020	Medical & Dental	Nursing & Midwifery	Health & Social Care Professionals	Management & Administrative	General Support	Patient & Client Care	Certified absence	Self-certified absence	COVID-19 absence	Total absence
CHO 5	3.9%	6.3%	4.5%	5.0%	6.0%	6.3%	4.6%	0.4%	0.8%	5.8%
Community Health & Wellbeing			0.0%	0.3%		23.1%	1.8%	0.1%	6.9%	8.8%
Health Service Executive	0.0%	7.2%	4.4%	7.4%	0.0%	6.9%	5.3%	0.4%	0.5%	6.3%
Section 38 Voluntary Agencies	0.0%	6.6%	6.0%	4.5%	9.0%	4.9%	4.1%	0.5%	0.7%	5.3%
Disabilities	0.0%	6.8%	5.4%	5.5%	7.9%	5.2%	4.4%	0.5%	0.7%	5.5%
Older People	0.0%	8.2%	2.2%	7.3%	5.9%	8.4%	6.1%	0.5%	1.1%	7.7%
Mental Health	2.3%	5.0%	7.2%	5.1%	6.6%	7.1%	4.0%	0.3%	1.1%	5.5%
Primary Care	5.6%	6.1%	3.0%	4.4%	0.0%	5.2%	4.1%	0.2%	0.4%	4.7%



Certified absence

Self-certified absence

COVID-19 absence

CHO 5 Absence Rate - by Care Group, Staff Category & Absence type: Nov 2020

Community Health & Wellbeing by Staff Category Nov 2020	Certified absence	Self-certified absence	COVID-19 absence	Total absence	Certified	Self-certified	COVID-19
Total	1.8%	0.1%	6.9%	8.8%	20.6%	1.3%	78.1%

Disabilities by Staff Category Nov 2020	Certified absence	Self-certified absence	COVID-19 absence	Total absence	Certified	Self-certified	COVID-19
Total	4.4%	0.5%	0.7%	5.5%	79.2%	8.4%	12.4%
Medical & Dental				0.0%			
Nursing & Midwifery	4.9%	0.7%	1.2%	6.8%	72.4%	10.3%	17.3%
Health & Social Care Professionals	4.3%	0.6%	0.4%	5.4%	81.2%	11.8%	7.1%
Management & Administrative	5.1%	0.2%	0.2%	5.5%	92.8%	4.2%	3.1%
General Support	7.9%	0.0%	0.0%	7.9%	100.0%	0.0%	0.0%
Patient & Client Care	4.1%	0.4%	0.7%	5.2%	78.6%	7.6%	13.8%

Older People by Staff Category Nov 2020	Certified absence	Self-certified absence	COVID-19 absence	Total absence	Certified	Self-certified	COVID-19
Total	6.1%	0.5%	1.1%	7.7%	79.1%	6.2%	14.8%
Medical & Dental				0.0%			
Nursing & Midwifery	6.5%	0.5%	1.2%	8.2%	79.5%	5.9%	14.6%
Health & Social Care Professionals	2.1%	0.1%	0.0%	2.2%	94.4%	5.6%	0.0%
Management & Administrative	6.7%	0.5%	0.2%	7.3%	90.8%	6.6%	2.6%
General Support	4.8%	0.2%	0.9%	5.9%	80.4%	4.2%	15.4%
Patient & Client Care	6.4%	0.6%	1.4%	8.4%	77.1%	6.6%	16.3%

Mental Health by Staff Category Nov 2020	Certified absence	Self-certified absence	COVID-19 absence	Total absence	Certified	Self-certified	COVID-19
Total	4.0%	0.3%	1.1%	5.5%	73.7%	5.9%	20.4%
Medical & Dental	0.4%	0.1%	1.9%	2.3%	15.6%	3.2%	81.2%
Nursing & Midwifery	3.6%	0.4%	1.0%	5.0%	72.3%	8.4%	19.4%
Health & Social Care Professionals	7.2%	0.0%	0.0%	7.2%	100.0%	0.0%	0.0%
Management & Administrative	3.5%	0.1%	1.5%	5.1%	69.0%	1.7%	29.3%
General Support	4.3%	0.3%	2.0%	6.6%	64.1%	5.1%	30.7%
Patient & Client Care	6.2%	0.5%	0.3%	7.1%	88.1%	7.8%	4.1%

Primary Care by Staff Category Nov 2020	Certified absence	Self-certified absence	COVID-19 absence	Total absence	Certified	Self-certified	COVID-19
Total	4.1%	0.2%	0.4%	4.7%	88.0%	3.7%	8.3%
Medical & Dental	4.4%	0.3%	0.9%	5.6%	78.2%	4.9%	16.8%
Nursing & Midwifery	5.3%	0.2%	0.6%	6.1%	87.4%	3.0%	9.6%
Health & Social Care Professionals	2.5%	0.2%	0.3%	3.0%	83.5%	7.8%	8.7%
Management & Administrative	4.2%	0.1%	0.1%	4.4%	93.7%	3.1%	3.2%
General Support	0.0%	0.0%	0.0%	0.0%	#DIV/0	#DIV/0	#DIV/0
Patient & Client Care	4.9%	0.0%	0.2%	5.2%	95.6%	0.9%	3.5%

CHO 5 Absence Rate - by Staff Category & Care Group	CHW&B	HSE	S38	Disabilities	Older People	Mental Health	Primary Care	Total absence	Certified absence	Self-certified absence	COVID-19 absence
CHO 5: 2020 overall	9.1%	7.0%	6.4%	6.5%	7.2%	5.8%	5.3%	6.3%	4.8%	0.4%	1.1%
Medical & Dental	0.0%	0.0%	0.0%	0.0%	0.0%	2.7%	5.8%	4.0%	2.8%	0.2%	1.0%
Nursing & Midwifery	0.0%	7.5%	8.5%	8.1%	7.4%	6.2%	5.3%	6.7%	4.7%	0.4%	1.5%
Health & Social Care Professionals	17.9%	4.5%	6.8%	5.9%	2.2%	4.6%	5.0%	5.2%	4.2%	0.3%	0.7%
Management & Administrative	7.6%	4.8%	4.6%	4.6%	7.5%	4.8%	5.1%	5.2%	4.2%	0.2%	0.8%
General Support	8.8%	1.9%	8.8%	7.8%	8.2%	6.7%	3.0%	7.0%	5.6%	0.3%	1.1%
Patient & Client Care	8.7%	9.7%	6.0%	6.5%	7.5%	5.6%	6.5%	6.7%	5.2%	0.5%	1.1%
Total November:	8.8%	6.3%	5.3%	5.5%	7.7%	5.5%	4.7%	5.8%	4.6%	0.4%	0.8%
Medical & Dental		0.0%	0.0%	0.0%	0.0%	2.3%	5.6%	3.9%	2.5%	0.2%	1.2%
Nursing & Midwifery		7.2%	6.6%	6.8%	8.2%	5.0%	6.1%	6.3%	4.9%	0.4%	1.0%
Health & Social Care Professionals	0.0%	4.4%	6.0%	5.4%	2.2%	7.2%	3.0%	4.5%	4.0%	0.3%	0.2%
Management & Administrative	0.3%	7.4%	4.5%	5.5%	7.3%	5.1%	4.4%	5.0%	4.4%	0.2%	0.4%
General Support		0.0%	9.0%	7.9%	5.9%	6.6%	0.0%	6.0%	4.3%	0.3%	1.5%
Patient & Client Care	23.1%	6.9%	4.9%	5.2%	8.4%	7.1%	5.2%	6.3%	5.0%	0.4%	0.9%
Total October:	8.5%	5.9%	5.7%	5.7%	7.8%	6.0%	5.4%	6.2%	4.8%	0.4%	1.1%
Medical & Dental		0.0%	0.0%	0.0%	0.0%	3.0%	7.1%	4.9%	4.1%	0.0%	0.8%
Nursing & Midwifery		7.5%	6.6%	7.0%	8.4%	6.5%	7.0%	7.2%	5.5%	0.4%	1.3%
Health & Social Care Professionals	0.0%	4.3%	7.2%	6.0%	3.8%	7.0%	2.6%	4.7%	4.0%	0.3%	0.4%
Management & Administrative	0.0%	3.6%	2.5%	2.9%	6.8%	4.6%	4.7%	4.5%	3.7%	0.2%	0.6%
General Support		0.0%	0.4%	0.3%	4.9%	6.2%	3.1%	5.3%	3.5%	0.3%	1.4%
Patient & Client Care	20.6%	6.8%	5.7%	5.8%	8.6%	5.2%	8.6%	6.9%	5.0%	0.5%	1.3%
Total September:	3.1%	5.1%	5.9%	5.7%	5.2%	5.8%	4.8%	5.4%	4.1%	0.3%	1.0%
Medical & Dental	0.0%		0.0%	0.0%	0.0%	2.5%	8.6%	4.8%	3.9%	0.0%	0.9%
Nursing & Midwifery	0.0%	7.0%	7.5%	7.4%	7.7%	7.0%	5.1%	6.9%	5.0%	0.4%	1.5%
Health & Social Care Professionals	1.7%	2.7%	7.3%	5.9%	4.7%	3.2%	2.2%	4.1%	3.1%	0.3%	0.7%
Management & Administrative	1.8%	3.4%	2.8%	3.0%	9.6%	2.9%	5.1%	4.4%	3.6%	0.3%	0.6%
General Support		0.0%	0.0%	0.0%	5.1%	7.0%	4.2%	5.7%	4.1%	0.4%	1.2%
Patient & Client Care	14.8%	6.1%	5.7%	5.7%	3.9%	3.4%	7.3%	5.0%	3.8%	0.3%	0.9%
Total August:		6.7%	5.3%	5.5%	7.4%	5.3%	5.1%	5.8%	4.9%	0.3%	0.6%
Medical & Dental			0.0%	0.0%	0.0%	2.7%	8.1%	4.9%	4.7%	0.2%	
Nursing & Midwifery		5.2%	6.8%	6.2%	6.8%	6.5%	3.8%	6.2%	4.7%	0.5%	1.0%
Health & Social Care Professionals		5.7%	5.3%	5.5%	2.4%	3.0%	4.1%	4.4%	3.8%	0.1%	0.5%
Management & Administrative		8.7%	1.4%	3.5%	10.6%	3.0%	5.5%	5.2%	4.8%	0.2%	0.2%
General Support		0.0%	1.9%	1.6%	9.0%	4.3%	5.1%	5.8%	4.7%	0.2%	0.9%
Patient & Client Care		8.4%	5.4%	5.7%	7.8%	5.5%	9.0%	6.4%	5.6%	0.4%	0.5%
Total July:		8.2%	5.8%	6.3%	6.3%	4.4%	5.4%	5.6%	4.6%	0.5%	0.6%
Medical & Dental			0.0%	0.0%	0.0%	1.0%	5.3%	3.0%	2.9%	0.1%	
Nursing & Midwifery		8.4%	7.7%	8.0%	6.4%	5.1%	4.5%	5.8%	4.6%	0.3%	0.9%
Health & Social Care Professionals		4.9%	5.0%	4.9%	0.8%	2.9%	5.9%	4.7%	4.2%	0.2%	0.3%
Management & Administrative		8.0%	6.3%	6.8%	2.7%	2.9%	5.5%	5.0%	4.7%	0.1%	0.2%
General Support		7.2%	6.2%	6.3%	8.3%	5.3%	4.4%	6.3%	5.1%	0.3%	0.9%
Patient & Client Care		11.0%	5.5%	6.2%	6.7%	3.9%	7.7%	6.3%	4.8%	1.0%	0.5%
Total June:		6.4%	5.1%	5.4%	6.8%	5.0%	4.3%	5.4%	4.0%	0.3%	1.0%
Medical & Dental			0.0%	0.0%	0.0%	0.1%	4.8%	2.4%	1.6%	0.1%	0.8%
Nursing & Midwifery		7.5%	9.1%	8.5%	7.7%	5.7%	4.1%	6.4%	4.2%	0.4%	1.8%
Health & Social Care Professionals		2.5%	4.5%	3.8%	0.4%	1.6%	4.8%	3.6%	3.0%	0.2%	0.4%
Management & Administrative		5.7%	4.3%	4.8%	6.7%	2.5%	4.1%	4.2%	3.4%	0.2%	0.6%
General Support		1.8%	6.7%	5.9%	8.0%	7.3%	0.0%	7.0%	5.4%	0.3%	1.2%
Patient & Client Care		9.2%	4.4%	5.0%	6.4%	4.8%	4.7%	5.4%	4.4%	0.4%	0.6%
Total May:		5.7%	7.3%	6.9%	7.5%	6.6%	4.6%	6.5%	4.2%	0.2%	2.1%
Medical & Dental			0.0%	0.0%	0.0%	1.7%	5.2%	3.3%	1.4%	0.1%	1.7%
Nursing & Midwifery		6.3%	10.6%	9.0%	8.1%	6.8%	4.3%	7.1%	4.0%	0.2%	2.9%
Health & Social Care Professionals		1.8%	5.9%	4.4%	1.7%	3.6%	5.1%	4.4%	3.1%	0.1%	1.2%
Management & Administrative		3.1%	4.2%	3.8%	8.9%	7.6%	4.7%	5.5%	4.1%	0.1%	1.3%
General Support		0.0%	26.2%	21.9%	9.2%	8.0%	1.3%	8.7%	6.4%	0.3%	2.0%
Patient & Client Care		9.3%	6.8%	7.1%	6.9%	7.4%	3.7%	6.9%	4.7%	0.3%	2.0%
Total April:	17.8%	9.4%	10.4%	10.2%	9.8%	7.7%	7.5%	8.9%	5.1%	0.2%	3.7%
Medical & Dental			0.0%	0.0%	0.0%	8.4%	8.1%	7.7%	2.1%	0.1%	5.5%
Nursing & Midwifery		9.4%	13.7%	12.0%	10.0%	7.9%	7.0%	8.9%	4.7%	0.2%	4.0%
Health & Social Care Professionals	33.3%	5.6%	11.7%	9.4%	3.9%	4.9%	9.4%	8.4%	4.7%	0.2%	3.6%
Management & Administrative	38.4%	1.1%	6.9%	4.9%	10.9%	7.5%	6.8%	7.2%	4.4%	0.1%	2.6%
General Support		0.0%	20.3%	17.2%	8.7%	8.8%	1.3%	8.6%	5.9%	0.1%	2.6%
Patient & Client Care	0.0%	15.7%	9.7%	10.4%	10.8%	6.7%	6.5%	10.1%	6.0%	0.2%	3.8%
Total March:	17.0%	7.2%	7.8%	7.7%	7.5%	6.0%	6.6%	7.0%	5.3%	0.4%	1.3%
Medical & Dental			0.0%	0.0%	0.0%	1.4%	4.6%	2.9%	2.7%	0.3%	
Nursing & Midwifery		7.3%	11.3%	9.9%	6.4%	7.1%	6.6%	7.3%	4.6%	0.4%	2.2%
Health & Social Care Professionals	37.1%	4.5%	8.9%	7.3%	1.1%	4.5%	7.2%	6.6%	5.9%	0.4%	0.3%
Management & Administrative	33.9%	2.4%	6.2%	4.9%	7.4%	4.3%	6.8%	6.1%	4.1%	0.3%	1.7%
General Support		0.0%	13.2%	11.2%	9.7%	5.5%	4.3%	7.1%	6.6%	0.3%	0.2%
Patient & Client Care	0.0%	11.4%	6.9%	7.5%	8.8%	6.6%	6.5%	7.7%	6.1%	0.4%	1.2%
Total February:	10.1%	7.7%	5.6%	6.0%	6.3%	4.8%	4.8%	5.5%	5.0%	0.5%	
Medical & Dental			0.0%	0.0%	0.0%	3.0%	3.9%	3.2%	2.5%	0.7%	
Nursing & Midwifery		8.5%	5.6%	6.6%	4.6%	4.5%	4.6%	4.9%	4.3%	0.6%	
Health & Social Care Professionals	37.7%	5.0%	6.8%	6.2%	1.6%	4.0%	5.6%	5.5%	5.0%	0.5%	
Management & Administrative	8.4%	4.9%	6.1%	5.7%	3.6%	3.7%	4.2%	4.4%	4.0%	0.5%	
General Support		0.8%	6.9%	6.0%	9.7%	7.3%	3.9%	7.8%	7.3%	0.5%	
Patient & Client Care	0.0%	10.4%	5.3%	5.9%	7.7%	4.6%	6.6%	6.3%	5.8%	0.5%	
Total January:		8.5%	6.4%	6.9%	7.4%	6.2%	4.6%	6.3%	5.7%	0.7%	
Medical & Dental			0.0%	0.0%	0.0%	3.2%	3.6%	3.2%	2.7%	0.4%	
Nursing & Midwifery		7.5%	8.6%	8.1%	7.1%	5.8%	4.6%	6.3%	5.5%	0.7%	
Health & Social Care Professionals		7.3%	5.8%	6.4%	2.6%	7.3%	4.5%	5.5%	4.9%	0.5%	
Management & Administrative		5.0%	5.0%	5.0%	8.4%	7.3%	4.5%	5.6%	5.1%	0.5%	
General Support		7.5%	12.5%	11.5%	9.4%	7.4%	5.5%	8.2%	7.6%	0.6%	
Patient & Client Care		11.8%	6.1%	6.8%	7.7%	5.7%	6.6%	7.0%	6.3%	0.7%	
CHO 5: 2019 overall		6.5%	5.1%	5.4%	5.7%	5.3%	5.1%	5.4%	4.8%	0.5%	
Medical & Dental		0.0%	0.2%	0.1%	2.3%	2.8%	3.1%	2.9%	2.6%	0.3%	
Nursing & Midwifery		6.6%	5.3%	5.8%	5.5%	5.1%	6.9%	5.6%	5.0%	0.6%	
Health & Social Care Professionals		7.0%	5.0%	5.7%	2.2%	6.1%	4.5%	5.0%	4.6%	0.4%	
Management & Administrative		7.5%	3.7%	4.8%	4.0%	5.1%	4.5%	4.6%	4.2%	0.4%	
General Support		4.5%	7.3%	7.0%	6.3%	6.2%	2.7%	6.0%	5.6%	0.5%	
Patient & Client Care		5.7%	5.1%	5.2%	6.4%	5.6%	6.7%	5.6%	5.0%	0.6%	

CHO 5 Absence Rate - by Staff Category & S38 Agency	Bros. of Charity, Waterford	Carriglea Cairde Services	St. Patrick's, Kilkenny	Total absence	Certified absence	Self-certified absence	COVID-19 absence
CHO 5: S38 2020 overall	6.6%	5.5%	6.5%	6.4%	4.8%	0.4%	1.1%
<i>Medical & Dental</i>	0.0%			0.0%			
<i>Nursing & Midwifery</i>	9.8%	4.6%	10.5%	8.5%	6.8%	0.5%	1.3%
<i>Health & Social Care Professionals</i>	6.8%	6.2%	7.4%	6.8%	5.5%	0.3%	1.0%
<i>Management & Administrative</i>	3.3%	3.4%	8.2%	4.6%	3.8%	0.2%	0.6%
<i>General Support</i>	5.7%	7.6%	13.0%	8.8%	7.4%	0.4%	1.0%
<i>Patient & Client Care</i>	6.4%	5.7%	5.3%	6.0%	4.4%	0.5%	1.1%
Total November:	5.8%	2.5%	6.0%	5.3%	4.1%	0.5%	0.7%
Medical & Dental	0.0%			0.0%			
Nursing & Midwifery	6.3%	1.8%	13.7%	6.6%	4.6%	0.9%	1.0%
Health & Social Care Professionals	7.1%	4.9%	4.0%	6.0%	4.9%	0.5%	0.7%
Management & Administrative	5.2%	1.2%	4.5%	4.5%	3.9%	0.3%	0.3%
General Support	1.7%	6.4%	20.1%	9.0%	9.0%		
Patient & Client Care	5.6%	1.9%	5.0%	4.9%	3.8%	0.4%	0.8%
Total October:	5.8%	2.7%	7.8%	5.7%	4.0%	0.4%	1.3%
Medical & Dental	0.0%			0.0%			
Nursing & Midwifery	5.0%	1.1%	18.6%	6.6%	4.8%	0.4%	1.5%
Health & Social Care Professionals	7.6%	5.2%	8.0%	7.2%	6.2%	0.2%	0.8%
Management & Administrative	2.5%	3.1%	2.4%	2.5%	2.3%	0.1%	0.1%
General Support	1.4%	0.0%	0.0%	0.4%			0.4%
Patient & Client Care	5.9%	2.8%	6.9%	5.7%	3.6%	0.5%	1.6%
Total September:	5.8%	4.8%	6.9%	5.9%	4.5%	0.3%	1.1%
Medical & Dental	0.0%			0.0%			
Nursing & Midwifery	6.8%	2.9%	15.5%	7.5%	6.4%	0.3%	0.9%
Health & Social Care Professionals	8.2%	3.2%	9.4%	7.3%	5.7%	0.3%	1.3%
Management & Administrative	3.5%	0.5%	2.6%	2.8%	1.5%	0.4%	1.0%
General Support	0.0%	0.0%	0.0%	0.0%			
Patient & Client Care	5.5%	6.5%	5.8%	5.7%	4.3%	0.3%	1.1%
Total August:	5.1%	4.6%	6.3%	5.3%	4.7%	0.3%	0.3%
Medical & Dental	0.0%			0.0%			
Nursing & Midwifery	7.5%	4.5%	9.5%	6.8%	5.8%	0.4%	0.6%
Health & Social Care Professionals	5.4%	2.4%	10.8%	5.3%	4.9%	0.1%	0.4%
Management & Administrative	0.5%	3.4%	1.3%	1.4%	1.1%		0.3%
General Support	0.0%	1.8%	3.0%	1.9%	1.3%	0.5%	
Patient & Client Care	5.1%	5.6%	5.7%	5.4%	4.8%	0.3%	0.3%
Total July:	5.7%	5.6%	6.1%	5.8%	4.6%	1.0%	0.2%
Medical & Dental	0.0%			0.0%			
Nursing & Midwifery	7.7%	8.6%	6.7%	7.7%	7.4%	0.3%	
Health & Social Care Professionals	6.4%	0.2%	6.4%	5.0%	4.8%	0.2%	
Management & Administrative	3.0%	3.3%	15.3%	6.3%	6.1%	0.2%	
General Support	0.0%	2.2%	17.4%	6.2%	3.2%	0.9%	2.1%
Patient & Client Care	5.5%	6.5%	4.8%	5.5%	3.8%	1.4%	0.2%
Total June:	5.0%	4.3%	5.9%	5.1%	4.4%	0.3%	0.4%
Medical & Dental	0.0%			0.0%			
Nursing & Midwifery	10.2%	5.2%	10.7%	9.1%	8.2%	0.4%	0.4%
Health & Social Care Professionals	4.2%	3.1%	6.8%	4.5%	3.5%	0.3%	0.7%
Management & Administrative	1.8%	0.0%	12.4%	4.3%	4.2%	0.1%	
General Support	2.2%	2.4%	16.8%	6.7%	6.5%	0.2%	
Patient & Client Care	4.5%	4.9%	4.0%	4.4%	3.8%	0.3%	0.4%
Total May:	8.4%	6.2%	5.5%	7.3%	4.9%	0.2%	2.2%
Medical & Dental	0.0%			0.0%			
Nursing & Midwifery	13.6%	6.1%	7.7%	10.6%	8.2%	0.1%	2.3%
Health & Social Care Professionals	5.1%	5.3%	9.2%	5.9%	3.9%	0.0%	1.9%
Management & Administrative	1.8%	0.0%	12.3%	4.2%	3.8%	0.1%	0.3%
General Support	28.5%	34.1%	16.4%	26.2%	25.5%		0.7%
Patient & Client Care	8.5%	5.7%	3.8%	6.8%	4.2%	0.2%	2.4%
Total April:	11.2%	11.7%	7.6%	10.4%	6.2%	0.4%	3.9%
Medical & Dental	0.0%			0.0%			
Nursing & Midwifery	17.1%	8.5%	10.9%	13.7%	8.7%	0.8%	4.2%
Health & Social Care Professionals	9.6%	20.7%	7.9%	11.7%	6.7%	0.3%	4.7%
Management & Administrative	3.3%	0.0%	20.6%	6.9%	4.3%	0.5%	2.1%
General Support	8.2%	39.3%	11.4%	20.3%	16.1%		4.2%
Patient & Client Care	11.3%	10.0%	5.8%	9.7%	5.5%	0.3%	3.8%
Total March:	8.2%	9.3%	5.8%	7.8%	5.1%	0.5%	2.2%
Medical & Dental	0.0%			0.0%			
Nursing & Midwifery	14.8%	8.5%	5.7%	11.3%	7.2%	0.5%	3.7%
Health & Social Care Professionals	6.8%	13.7%	9.4%	8.9%	7.2%	0.6%	1.1%
Management & Administrative	3.2%	7.8%	11.6%	6.2%	3.8%	0.2%	2.1%
General Support	15.8%	9.4%	14.7%	13.2%	8.4%		4.8%
Patient & Client Care	7.7%	8.3%	4.4%	6.9%	4.3%	0.5%	2.1%
Total February:	5.7%	5.0%	6.1%	5.6%	5.2%	0.5%	
Medical & Dental	0.0%			0.0%			
Nursing & Midwifery	7.8%	2.7%	5.4%	5.6%	5.0%	0.6%	
Health & Social Care Professionals	7.9%	5.9%	5.5%	6.8%	6.5%	0.4%	
Management & Administrative	4.7%	9.8%	6.0%	6.1%	5.8%	0.3%	
General Support	2.5%	6.9%	11.8%	6.9%	5.5%	1.4%	
Patient & Client Care	5.1%	5.0%	6.1%	5.3%	4.8%	0.4%	
Total January:	6.3%	5.1%	7.6%	6.4%	5.8%	0.6%	
Medical & Dental	0.0%			0.0%			
Nursing & Midwifery	9.9%	1.6%	12.1%	8.6%	8.0%	0.5%	
Health & Social Care Professionals	6.4%	4.8%	5.3%	5.8%	5.5%	0.3%	
Management & Administrative	5.7%	5.1%	3.6%	5.0%	4.4%	0.6%	
General Support	0.0%	0.0%	30.7%	12.5%	11.8%	0.7%	
Patient & Client Care	5.7%	6.6%	6.8%	6.1%	5.4%	0.7%	
CHO 5: S38 2019 overall	5.0%	4.0%	6.2%	5.1%	4.5%	0.6%	
<i>Medical & Dental</i>	0.2%			0.2%		0.2%	
<i>Nursing & Midwifery</i>	4.9%	5.4%	6.3%	5.3%	4.6%	0.7%	
<i>Health & Social Care Professionals</i>	4.5%	2.1%	9.2%	5.0%	4.6%	0.4%	
<i>Management & Administrative</i>	4.9%	1.1%	2.8%	3.7%	3.3%	0.4%	
<i>General Support</i>	0.9%	0.9%	12.2%	7.3%	6.3%	1.0%	
<i>Patient & Client Care</i>	5.1%	4.5%	5.4%	5.1%	4.5%	0.6%	