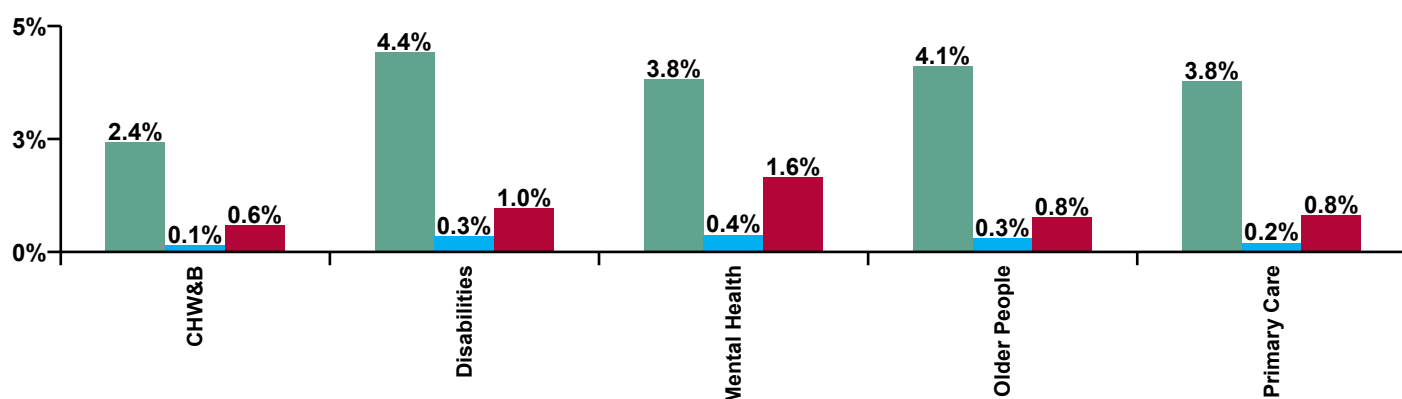


September 2020

CHO 5 Absence Rate - by Staff Category: Sep 2020	Certified absence	Self-certified absence	COVID-19 absence	Total absence rate	Certified	Self-certified	COVID-19
CHO 5	4.1%	0.3%	1.0%	5.4%	75.3%	5.8%	18.9%
Medical & Dental	3.9%	0.0%	0.9%	4.8%	80.6%	0.9%	18.5%
Nursing & Midwifery	5.0%	0.4%	1.5%	6.9%	73.1%	5.4%	21.5%
Health & Social Care Professionals	3.1%	0.3%	0.7%	4.1%	76.9%	6.6%	16.6%
Management & Administrative	3.6%	0.3%	0.6%	4.4%	80.5%	6.0%	13.6%
General Support	4.1%	0.4%	1.2%	5.7%	72.2%	7.2%	20.6%
Patient & Client Care	3.8%	0.3%	0.9%	5.0%	76.3%	6.1%	17.6%

CHO 5 Absence Rate - by Care Group: Sep 2020	Certified absence	Self-certified absence	COVID-19 absence	Total absence rate	Certified	Self-certified	COVID-19
CHO 5	4.1%	0.3%	1.0%	5.4%	75.3%	5.8%	18.9%
Community Health & Wellbeing	2.4%	0.1%	0.6%	3.1%	77.2%	4.3%	18.4%
Health Service Executive	4.1%	0.6%	0.5%	5.1%	79.3%	11.8%	8.9%
Section 38 Voluntary Agencies	4.5%	0.3%	1.1%	5.9%	76.6%	5.0%	18.4%
Disabilities	4.4%	0.3%	1.0%	5.7%	77.1%	6.1%	16.8%
Older People	4.1%	0.3%	0.8%	5.2%	79.4%	5.8%	14.8%
Mental Health	3.8%	0.4%	1.6%	5.8%	65.3%	6.4%	28.2%
Primary Care	3.8%	0.2%	0.8%	4.8%	79.2%	4.1%	16.7%

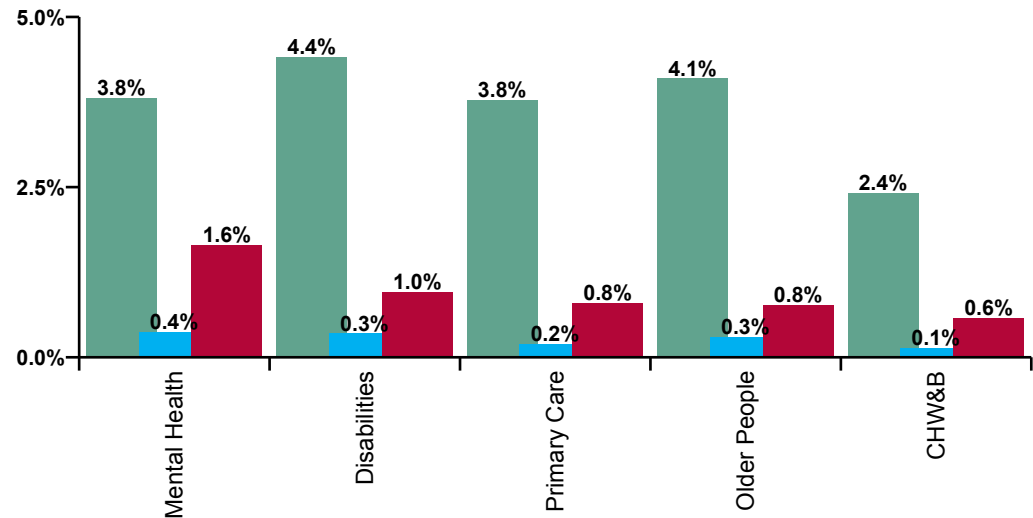
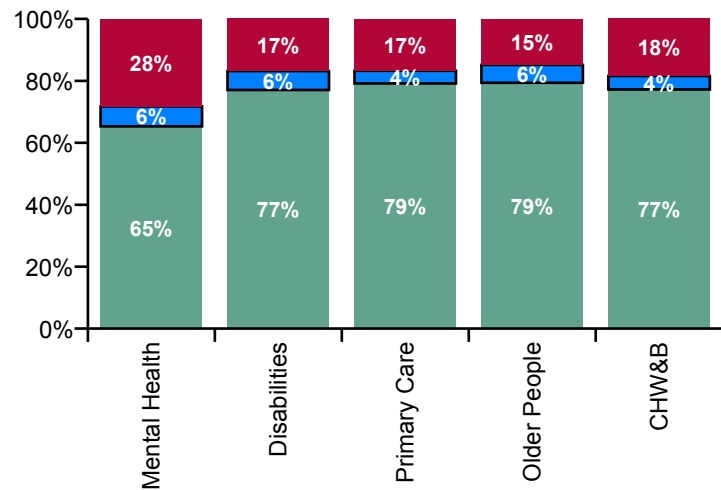
Certified, self-certified & COVID-19: Sep 2020



Legend

Certified absence
Self-certified absence
COVID-19 absence

CHO 5 Overall Absence Rate - by Care Group & Staff Category: Sep 2020	Medical & Dental	Nursing & Midwifery	Health & Social Care Professionals	Management & Administrative	General Support	Patient & Client Care	Certified absence	Self-certified absence	COVID-19 absence	Total absence
CHO 5	4.8%	6.9%	4.1%	4.4%	5.7%	5.0%	4.1%	0.3%	1.0%	5.4%
Community Health & Wellbeing	0.0%	0.0%	1.7%	1.8%		14.8%	2.4%	0.1%	0.6%	3.1%
Health Service Executive		7.0%	2.7%	3.4%	0.0%	6.1%	4.1%	0.6%	0.5%	5.1%
Section 38 Voluntary Agencies	0.0%	7.5%	7.3%	2.8%	0.0%	5.7%	4.5%	0.3%	1.1%	5.9%
Disabilities	0.0%	7.4%	5.9%	3.0%	0.0%	5.7%	4.4%	0.3%	1.0%	5.7%
Older People	0.0%	7.7%	4.7%	9.6%	5.1%	3.9%	4.1%	0.3%	0.8%	5.2%
Mental Health	2.5%	7.0%	3.2%	2.9%	7.0%	3.4%	3.8%	0.4%	1.6%	5.8%
Primary Care	8.6%	5.1%	2.2%	5.1%	4.2%	7.3%	3.8%	0.2%	0.8%	4.8%



Certified absence

Self-certified absence

COVID-19 absence

CHO 5 Absence Rate - by Care Group, Staff Category & Absence type: Sep 2020

Community Health & Wellbeing by Staff Category Sep 2020	Certified absence	Self-certified absence	COVID-19 absence	Total absence	Certified	Self-certified	COVID-19
Total	2.4%	0.1%	0.6%	3.1%	77.2%	4.3%	18.4%

Disabilities by Staff Category Sep 2020	Certified absence	Self-certified absence	COVID-19 absence	Total absence	Certified	Self-certified	COVID-19
Total	4.4%	0.3%	1.0%	5.7%	77.1%	6.1%	16.8%
Medical & Dental				0.0%			
Nursing & Midwifery	6.1%	0.5%	0.8%	7.4%	82.3%	6.2%	11.5%
Health & Social Care Professionals	4.6%	0.3%	1.0%	5.9%	79.0%	4.4%	16.6%
Management & Administrative	1.9%	0.3%	0.8%	3.0%	62.7%	10.7%	26.6%
General Support	0.0%	0.0%	0.0%	0.0%	#DIV/0	#DIV/0	#DIV/0
Patient & Client Care	4.4%	0.4%	1.0%	5.7%	75.8%	6.2%	18.0%

Older People by Staff Category Sep 2020	Certified absence	Self-certified absence	COVID-19 absence	Total absence	Certified	Self-certified	COVID-19
Total	4.1%	0.3%	0.8%	5.2%	79.4%	5.8%	14.8%
Medical & Dental				0.0%			
Nursing & Midwifery	6.1%	0.5%	1.2%	7.7%	78.5%	5.9%	15.6%
Health & Social Care Professionals	4.7%	0.0%	0.0%	4.7%	100.0%	0.0%	0.0%
Management & Administrative	8.7%	0.0%	0.9%	9.6%	90.4%	0.0%	9.6%
General Support	4.2%	0.7%	0.2%	5.1%	82.7%	13.3%	4.0%
Patient & Client Care	3.0%	0.2%	0.7%	3.9%	77.2%	5.4%	17.4%

Mental Health by Staff Category Sep 2020	Certified absence	Self-certified absence	COVID-19 absence	Total absence	Certified	Self-certified	COVID-19
Total	3.8%	0.4%	1.6%	5.8%	65.3%	6.4%	28.2%
Medical & Dental	1.7%	0.1%	0.7%	2.5%	68.2%	4.0%	27.8%
Nursing & Midwifery	4.6%	0.3%	2.1%	7.0%	65.8%	4.8%	29.4%
Health & Social Care Professionals	2.4%	0.5%	0.3%	3.2%	74.0%	17.0%	9.1%
Management & Administrative	2.3%	0.4%	0.2%	2.9%	78.3%	13.3%	8.4%
General Support	4.6%	0.4%	2.1%	7.0%	65.2%	5.1%	29.7%
Patient & Client Care	1.2%	0.7%	1.4%	3.4%	34.9%	22.2%	42.9%

Primary Care by Staff Category Sep 2020	Certified absence	Self-certified absence	COVID-19 absence	Total absence	Certified	Self-certified	COVID-19
Total	3.8%	0.2%	0.8%	4.8%	79.2%	4.1%	16.7%
Medical & Dental	7.2%	0.0%	1.4%	8.6%	84.2%	0.0%	15.8%
Nursing & Midwifery	3.6%	0.3%	1.2%	5.1%	70.8%	5.1%	24.1%
Health & Social Care Professionals	1.4%	0.2%	0.6%	2.2%	64.3%	9.4%	26.3%
Management & Administrative	4.4%	0.2%	0.5%	5.1%	85.5%	4.7%	9.8%
General Support	4.2%	0.0%	0.0%	4.2%	100.0%	0.0%	0.0%
Patient & Client Care	7.0%	0.0%	0.2%	7.3%	96.8%	0.0%	3.2%

CHO 5 Absence Rate - by Staff Category & Care Group	CHW&B	HSE	S38	Disabilities	Older People	Mental Health	Primary Care	Total absence	Certified absence	Self-certified absence	COVID-19 absence
CHO 5: 2020 overall	9.2%	7.3%	6.6%	6.8%	7.1%	5.8%	5.3%	6.3%	4.8%	0.4%	1.2%
Medical & Dental	0.0%		0.0%	0.0%	0.0%	2.7%	5.7%	3.9%	2.7%	0.2%	1.0%
Nursing & Midwifery	0.0%	7.5%	8.9%	8.4%	7.2%	6.3%	5.0%	6.6%	4.6%	0.4%	1.6%
Health & Social Care Professionals	27.2%	4.5%	6.8%	6.0%	2.0%	3.9%	5.6%	5.3%	4.2%	0.3%	0.8%
Management & Administrative	10.3%	4.5%	4.8%	4.7%	7.6%	4.8%	5.3%	5.3%	4.3%	0.3%	0.8%
General Support	2.3%	2.3%	9.8%	8.7%	8.7%	6.8%	3.3%	7.3%	6.0%	0.3%	1.0%
Patient & Client Care	3.0%	10.4%	6.2%	6.7%	7.2%	5.5%	6.4%	6.8%	5.3%	0.5%	1.1%
Total September:	3.1%	5.1%	5.9%	5.7%	5.2%	5.8%	4.8%	5.4%	4.1%	0.3%	1.0%
Medical & Dental	0.0%		0.0%	0.0%	0.0%	2.5%	8.6%	4.8%	3.9%	0.0%	0.9%
Nursing & Midwifery	0.0%	7.0%	7.5%	7.4%	7.7%	7.0%	5.1%	6.9%	5.0%	0.4%	1.5%
Health & Social Care Professionals	1.7%	2.7%	7.3%	5.9%	4.7%	3.2%	2.2%	4.1%	3.1%	0.3%	0.7%
Management & Administrative	1.8%	3.4%	2.8%	3.0%	9.6%	2.9%	5.1%	4.4%	3.6%	0.3%	0.6%
General Support		0.0%	0.0%	0.0%	5.1%	7.0%	4.2%	5.7%	4.1%	0.4%	1.2%
Patient & Client Care	14.8%	6.1%	5.7%	5.7%	3.9%	3.4%	7.3%	5.0%	3.8%	0.3%	0.9%
Total August:		6.7%	5.3%	5.5%	7.4%	5.3%	5.1%	5.8%	4.9%	0.3%	0.6%
Medical & Dental			0.0%	0.0%	0.0%	2.7%	8.1%	4.9%	4.7%	0.2%	
Nursing & Midwifery		5.2%	6.8%	6.2%	6.8%	6.5%	3.8%	6.2%	4.7%	0.5%	1.0%
Health & Social Care Professionals		5.7%	5.3%	5.5%	2.4%	3.0%	4.1%	4.4%	3.8%	0.1%	0.5%
Management & Administrative		8.7%	1.4%	3.5%	10.6%	3.0%	5.5%	5.2%	4.8%	0.2%	0.2%
General Support		0.0%	1.9%	1.6%	9.0%	4.3%	5.1%	5.8%	4.7%	0.2%	0.9%
Patient & Client Care		8.4%	5.4%	5.7%	7.8%	5.5%	9.0%	6.4%	5.6%	0.4%	0.5%
Total July:		8.2%	5.8%	6.3%	6.3%	4.4%	5.4%	5.6%	4.6%	0.5%	0.6%
Medical & Dental			0.0%	0.0%	0.0%	1.0%	5.3%	3.0%	2.9%	0.1%	
Nursing & Midwifery		8.4%	7.7%	8.0%	6.4%	5.1%	4.5%	5.8%	4.6%	0.3%	0.9%
Health & Social Care Professionals		4.9%	5.0%	4.9%	0.8%	2.9%	5.9%	4.7%	4.2%	0.2%	0.3%
Management & Administrative		8.0%	6.3%	6.8%	2.7%	2.9%	5.5%	5.0%	4.7%	0.1%	0.2%
General Support		7.2%	6.2%	6.3%	8.3%	5.3%	4.4%	6.3%	5.1%	0.3%	0.9%
Patient & Client Care		11.0%	5.5%	6.2%	6.7%	3.9%	7.7%	6.3%	4.8%	1.0%	0.5%
Total June:		6.4%	5.1%	5.4%	6.8%	5.0%	4.3%	5.4%	4.0%	0.3%	1.0%
Medical & Dental			0.0%	0.0%	0.0%	0.1%	4.8%	2.4%	1.6%	0.1%	0.8%
Nursing & Midwifery		7.5%	9.1%	8.5%	7.7%	5.7%	4.1%	6.4%	4.2%	0.4%	1.8%
Health & Social Care Professionals		2.5%	4.5%	3.8%	0.4%	1.6%	4.8%	3.6%	3.0%	0.2%	0.4%
Management & Administrative		5.7%	4.3%	4.8%	6.7%	2.5%	4.1%	4.2%	3.4%	0.2%	0.6%
General Support		1.8%	6.7%	5.9%	8.0%	7.3%	0.0%	7.0%	5.4%	0.3%	1.2%
Patient & Client Care		9.2%	4.4%	5.0%	6.4%	4.8%	4.7%	5.4%	4.4%	0.4%	0.6%
Total May:		5.7%	7.3%	6.9%	7.5%	6.6%	4.6%	6.5%	4.2%	0.2%	2.1%
Medical & Dental			0.0%	0.0%	0.0%	1.7%	5.2%	3.3%	1.4%	0.1%	1.7%
Nursing & Midwifery		6.3%	10.6%	9.0%	8.1%	6.8%	4.3%	7.1%	4.0%	0.2%	2.9%
Health & Social Care Professionals		1.8%	5.9%	4.4%	1.7%	3.6%	5.1%	4.4%	3.1%	0.1%	1.2%
Management & Administrative		3.1%	4.2%	3.8%	8.9%	7.6%	4.7%	5.5%	4.1%	0.1%	1.3%
General Support		0.0%	26.2%	21.9%	9.2%	8.0%	1.3%	8.7%	6.4%	0.3%	2.0%
Patient & Client Care		9.3%	6.8%	7.1%	6.9%	7.4%	3.7%	6.9%	4.7%	0.3%	2.0%
Total April:	17.8%	9.4%	10.4%	10.2%	9.8%	7.7%	7.5%	8.9%	5.1%	0.2%	3.7%
Medical & Dental			0.0%	0.0%	0.0%	8.1%	8.1%	7.7%	2.1%	0.1%	5.5%
Nursing & Midwifery		9.4%	13.7%	12.0%	10.0%	7.9%	7.0%	8.9%	4.7%	0.2%	4.0%
Health & Social Care Professionals	33.3%	5.6%	11.7%	9.4%	3.9%	4.9%	9.4%	8.4%	4.7%	0.2%	3.6%
Management & Administrative	38.4%	1.1%	6.9%	4.9%	10.9%	7.5%	6.8%	7.2%	4.4%	0.1%	2.6%
General Support		0.0%	20.3%	17.2%	8.7%	8.8%	1.3%	8.6%	5.9%	0.1%	2.6%
Patient & Client Care	0.0%	15.7%	9.7%	10.4%	10.8%	6.7%	6.5%	10.1%	6.0%	0.2%	3.8%
Total March:	17.0%	7.2%	7.8%	7.7%	7.5%	6.0%	6.6%	7.0%	5.3%	0.4%	1.3%
Medical & Dental			0.0%	0.0%	0.0%	1.4%	4.6%	2.9%	2.7%	0.3%	
Nursing & Midwifery		7.3%	11.3%	9.9%	6.4%	7.1%	6.6%	7.3%	4.6%	0.4%	2.2%
Health & Social Care Professionals	37.1%	4.5%	8.9%	7.3%	1.1%	4.5%	7.2%	6.6%	5.9%	0.4%	0.3%
Management & Administrative	33.9%	2.4%	6.2%	4.9%	7.4%	4.3%	6.8%	6.1%	4.1%	0.3%	1.7%
General Support		0.0%	13.2%	11.2%	9.7%	5.5%	4.3%	7.1%	6.6%	0.3%	0.2%
Patient & Client Care	0.0%	11.4%	6.9%	7.5%	8.8%	6.6%	6.5%	7.7%	6.1%	0.4%	1.2%
Total February:	10.1%	7.7%	5.6%	6.0%	6.3%	4.8%	4.8%	5.5%	5.0%	0.5%	
Medical & Dental			0.0%	0.0%	0.0%	3.0%	3.9%	3.2%	2.5%	0.7%	
Nursing & Midwifery		8.5%	5.6%	6.6%	4.6%	4.5%	4.6%	4.9%	4.3%	0.6%	
Health & Social Care Professionals	37.7%	5.0%	6.8%	6.2%	1.6%	4.0%	5.6%	5.5%	5.0%	0.5%	
Management & Administrative	8.4%	4.9%	6.1%	5.7%	3.6%	3.7%	4.2%	4.4%	4.0%	0.5%	
General Support		0.8%	6.9%	6.0%	9.7%	7.3%	3.9%	7.8%	7.3%	0.5%	
Patient & Client Care	0.0%	10.4%	5.3%	5.9%	7.7%	4.6%	6.6%	6.3%	5.8%	0.5%	
Total January:		8.5%	6.4%	6.9%	7.4%	6.2%	4.6%	6.3%	5.7%	0.7%	
Medical & Dental			0.0%	0.0%	0.0%	3.2%	3.6%	3.2%	2.7%	0.4%	
Nursing & Midwifery		7.5%	8.6%	8.1%	7.1%	5.8%	4.6%	6.3%	5.5%	0.7%	
Health & Social Care Professionals		7.3%	5.8%	6.4%	2.6%	7.3%	4.5%	5.5%	4.9%	0.5%	
Management & Administrative		5.0%	5.0%	5.0%	8.4%	7.3%	4.5%	5.6%	5.1%	0.5%	
General Support		7.5%	12.5%	11.5%	9.4%	7.4%	5.5%	8.2%	7.6%	0.6%	
Patient & Client Care		11.8%	6.1%	6.8%	7.7%	5.7%	6.6%	7.0%	6.3%	0.7%	
CHO 5: 2019 overall		6.5%	5.1%	5.4%	5.7%	5.3%	5.1%	5.4%	4.8%	0.5%	
Medical & Dental		0.0%	0.2%	0.1%	2.3%	2.8%	3.1%	2.9%	2.6%	0.3%	
Nursing & Midwifery		6.6%	5.3%	5.8%	5.5%	5.1%	6.9%	5.6%	5.0%	0.6%	
Health & Social Care Professionals		7.0%	5.0%	5.7%	2.2%	6.1%	4.5%	5.0%	4.6%	0.4%	
Management & Administrative		7.5%	3.7%	4.8%	4.0%	5.1%	4.5%	4.6%	4.2%	0.4%	
General Support		4.5%	7.3%	7.0%	6.3%	6.2%	2.7%	6.0%	5.6%	0.5%	
Patient & Client Care		5.7%	5.1%	5.2%	6.4%	5.6%	6.7%	5.6%	5.0%	0.6%	

CHO 5 Absence Rate - by Staff Category & S38 Agency	Bros. of Charity, Waterford	Carriglea Cairde Services	St. Patrick's, Kilkenny	Total absence	Certified absence	Self-certified absence	COVID-19 absence
CHO 5: S38 2020 overall	6.8%	6.2%	6.4%	6.6%	5.0%	0.4%	1.1%
<i>Medical & Dental</i>	<i>0.0%</i>			<i>0.0%</i>			
<i>Nursing & Midwifery</i>	<i>10.7%</i>	<i>5.3%</i>	<i>9.3%</i>	<i>8.9%</i>	<i>7.2%</i>	<i>0.4%</i>	<i>1.3%</i>
<i>Health & Social Care Professionals</i>	<i>6.7%</i>	<i>6.5%</i>	<i>7.8%</i>	<i>6.8%</i>	<i>5.4%</i>	<i>0.3%</i>	<i>1.1%</i>
<i>Management & Administrative</i>	<i>3.1%</i>	<i>3.6%</i>	<i>9.3%</i>	<i>4.8%</i>	<i>3.9%</i>	<i>0.3%</i>	<i>0.7%</i>
<i>General Support</i>	<i>6.6%</i>	<i>8.7%</i>	<i>13.8%</i>	<i>9.8%</i>	<i>8.1%</i>	<i>0.4%</i>	<i>1.2%</i>
<i>Patient & Client Care</i>	<i>6.5%</i>	<i>6.5%</i>	<i>5.2%</i>	<i>6.2%</i>	<i>4.6%</i>	<i>0.5%</i>	<i>1.1%</i>
Total September:	5.8%	4.8%	6.9%	5.9%	4.5%	0.3%	1.1%
Medical & Dental	0.0%			0.0%			
Nursing & Midwifery	6.8%	2.9%	15.5%	7.5%	6.4%	0.3%	0.9%
Health & Social Care Professionals	8.2%	3.2%	9.4%	7.3%	5.7%	0.3%	1.3%
Management & Administrative	3.5%	0.5%	2.6%	2.8%	1.5%	0.4%	1.0%
General Support	0.0%	0.0%	0.0%	0.0%			
Patient & Client Care	5.5%	6.5%	5.8%	5.7%	4.3%	0.3%	1.1%
Total August:	5.1%	4.6%	6.3%	5.3%	4.7%	0.3%	0.3%
Medical & Dental	0.0%			0.0%			
Nursing & Midwifery	7.5%	4.5%	9.5%	6.8%	5.8%	0.4%	0.6%
Health & Social Care Professionals	5.4%	2.4%	10.8%	5.3%	4.9%	0.1%	0.4%
Management & Administrative	0.5%	3.4%	1.3%	1.4%	1.1%		0.3%
General Support	0.0%	1.8%	3.0%	1.9%	1.3%	0.5%	
Patient & Client Care	5.1%	5.6%	5.7%	5.4%	4.8%	0.3%	0.3%
Total July:	5.7%	5.6%	6.1%	5.8%	4.6%	1.0%	0.2%
Medical & Dental	0.0%			0.0%			
Nursing & Midwifery	7.7%	8.6%	6.7%	7.7%	7.4%	0.3%	
Health & Social Care Professionals	6.4%	0.2%	6.4%	5.0%	4.8%	0.2%	
Management & Administrative	3.0%	3.3%	15.3%	6.3%	6.1%	0.2%	
General Support	0.0%	2.2%	17.4%	6.2%	3.2%	0.9%	2.1%
Patient & Client Care	5.5%	6.5%	4.8%	5.5%	3.8%	1.4%	0.2%
Total June:	5.0%	4.3%	5.9%	5.1%	4.4%	0.3%	0.4%
Medical & Dental	0.0%			0.0%			
Nursing & Midwifery	10.2%	5.2%	10.7%	9.1%	8.2%	0.4%	0.4%
Health & Social Care Professionals	4.2%	3.1%	6.8%	4.5%	3.5%	0.3%	0.7%
Management & Administrative	1.8%	0.0%	12.4%	4.3%	4.2%	0.1%	
General Support	2.2%	2.4%	16.8%	6.7%	6.5%	0.2%	
Patient & Client Care	4.5%	4.9%	4.0%	4.4%	3.8%	0.3%	0.4%
Total May:	8.4%	6.2%	5.5%	7.3%	4.9%	0.2%	2.2%
Medical & Dental	0.0%			0.0%			
Nursing & Midwifery	13.6%	6.1%	7.7%	10.6%	8.2%	0.1%	2.3%
Health & Social Care Professionals	5.1%	5.3%	9.2%	5.9%	3.9%	0.0%	1.9%
Management & Administrative	1.8%	0.0%	12.3%	4.2%	3.8%	0.1%	0.3%
General Support	28.5%	34.1%	16.4%	26.2%	25.5%		0.7%
Patient & Client Care	8.5%	5.7%	3.8%	6.8%	4.2%	0.2%	2.4%
Total April:	11.2%	11.7%	7.6%	10.4%	6.2%	0.4%	3.9%
Medical & Dental	0.0%			0.0%			
Nursing & Midwifery	17.1%	8.5%	10.9%	13.7%	8.7%	0.8%	4.2%
Health & Social Care Professionals	9.6%	20.7%	7.9%	11.7%	6.7%	0.3%	4.7%
Management & Administrative	3.3%	0.0%	20.6%	6.9%	4.3%	0.5%	2.1%
General Support	8.2%	39.3%	11.4%	20.3%	16.1%		4.2%
Patient & Client Care	11.3%	10.0%	5.8%	9.7%	5.5%	0.3%	3.8%
Total March:	8.2%	9.3%	5.8%	7.8%	5.1%	0.5%	2.2%
Medical & Dental	0.0%			0.0%			
Nursing & Midwifery	14.8%	8.5%	5.7%	11.3%	7.2%	0.5%	3.7%
Health & Social Care Professionals	6.8%	13.7%	9.4%	8.9%	7.2%	0.6%	1.1%
Management & Administrative	3.2%	7.8%	11.6%	6.2%	3.8%	0.2%	2.1%
General Support	15.8%	9.4%	14.7%	13.2%	8.4%		4.8%
Patient & Client Care	7.7%	8.3%	4.4%	6.9%	4.3%	0.5%	2.1%
Total February:	5.7%	5.0%	6.1%	5.6%	5.2%	0.5%	
Medical & Dental	0.0%			0.0%			
Nursing & Midwifery	7.8%	2.7%	5.4%	5.6%	5.0%	0.6%	
Health & Social Care Professionals	7.9%	5.9%	5.5%	6.8%	6.5%	0.4%	
Management & Administrative	4.7%	9.8%	6.0%	6.1%	5.8%	0.3%	
General Support	2.5%	6.9%	11.8%	6.9%	5.5%	1.4%	
Patient & Client Care	5.1%	5.0%	6.1%	5.3%	4.8%	0.4%	
Total January:	6.3%	5.1%	7.6%	6.4%	5.8%	0.6%	
Medical & Dental	0.0%			0.0%			
Nursing & Midwifery	9.9%	1.6%	12.1%	8.6%	8.0%	0.5%	
Health & Social Care Professionals	6.4%	4.8%	5.3%	5.8%	5.5%	0.3%	
Management & Administrative	5.7%	5.1%	3.6%	5.0%	4.4%	0.6%	
General Support	0.0%	0.0%	30.7%	12.5%	11.8%	0.7%	
Patient & Client Care	5.7%	6.6%	6.8%	6.1%	5.4%	0.7%	
CHO 5: S38 2019 overall	5.0%	4.0%	6.2%	5.1%	4.5%	0.6%	
<i>Medical & Dental</i>	<i>0.2%</i>			<i>0.2%</i>		<i>0.2%</i>	
<i>Nursing & Midwifery</i>	<i>4.9%</i>	<i>5.4%</i>	<i>6.3%</i>	<i>5.3%</i>	<i>4.6%</i>	<i>0.7%</i>	
<i>Health & Social Care Professionals</i>	<i>4.5%</i>	<i>2.1%</i>	<i>9.2%</i>	<i>5.0%</i>	<i>4.6%</i>	<i>0.4%</i>	
<i>Management & Administrative</i>	<i>4.9%</i>	<i>1.1%</i>	<i>2.8%</i>	<i>3.7%</i>	<i>3.3%</i>	<i>0.4%</i>	
<i>General Support</i>	<i>0.9%</i>	<i>0.9%</i>	<i>12.2%</i>	<i>7.3%</i>	<i>6.3%</i>	<i>1.0%</i>	
<i>Patient & Client Care</i>	<i>5.1%</i>	<i>4.5%</i>	<i>5.4%</i>	<i>5.1%</i>	<i>4.5%</i>	<i>0.6%</i>	