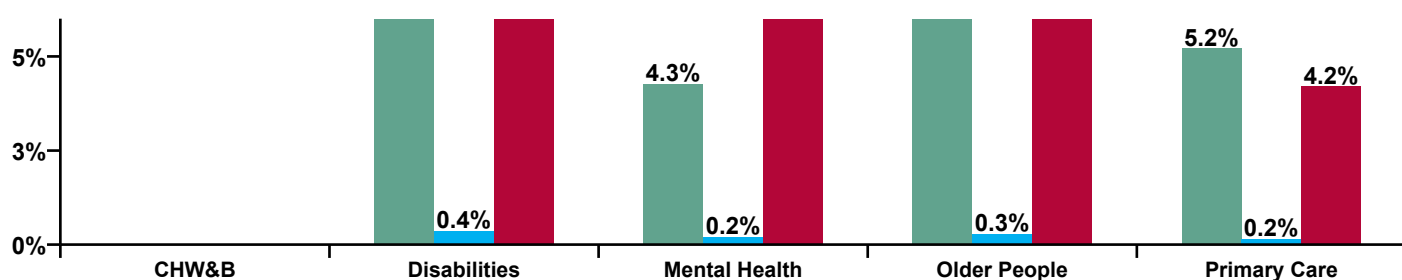


April 2020

CHO 7 Absence Rate - by Staff Category: Apr 2020	Certified absence	Self-certified absence	COVID-19 absence	Total absence rate	Certified	Self-certified	COVID-19
CHO 7	6.6%	0.3%	8.5%	15.4%	43.0%	1.9%	55.1%
Medical & Dental	2.5%	0.0%	4.8%	7.3%	33.9%	0.0%	66.1%
Nursing & Midwifery	6.6%	0.3%	12.1%	19.1%	34.8%	1.8%	63.4%
Health & Social Care Professionals	4.1%	0.2%	5.6%	9.9%	41.4%	2.0%	56.6%
Management & Administrative	4.2%	0.3%	2.8%	7.3%	57.2%	4.7%	38.1%
General Support	8.9%	0.2%	8.1%	17.1%	51.9%	1.1%	47.0%
Patient & Client Care	8.4%	0.3%	9.2%	17.9%	46.7%	1.8%	51.5%

CHO 7 Absence Rate - by Care Group: Apr 2020	Certified absence	Self-certified absence	COVID-19 absence	Total absence rate	Certified	Self-certified	COVID-19
CHO 7	6.6%	0.3%	8.5%	15.4%	43.0%	1.9%	55.1%
Community Health & Wellbeing							
Health Service Executive	5.5%		1.1%	6.6%	83.1%	0.0%	16.9%
Section 38 Voluntary Agencies	6.6%	0.4%	9.0%	16.0%	41.3%	2.4%	56.3%
Disabilities	6.6%	0.4%	8.8%	15.8%	41.6%	2.4%	56.0%
Older People	10.2%	0.3%	14.7%	25.2%	40.5%	1.2%	58.4%
Mental Health	4.3%	0.2%	9.7%	14.2%	30.1%	1.4%	68.5%
Health Service Executive	5.5%	0.2%	3.7%	9.4%	59.2%	1.7%	39.1%
Section 38 Voluntary Agencies	4.4%	0.2%	5.6%	10.1%	43.5%	1.5%	55.0%
Primary Care	5.2%	0.2%	4.2%	9.6%	54.4%	1.6%	43.9%

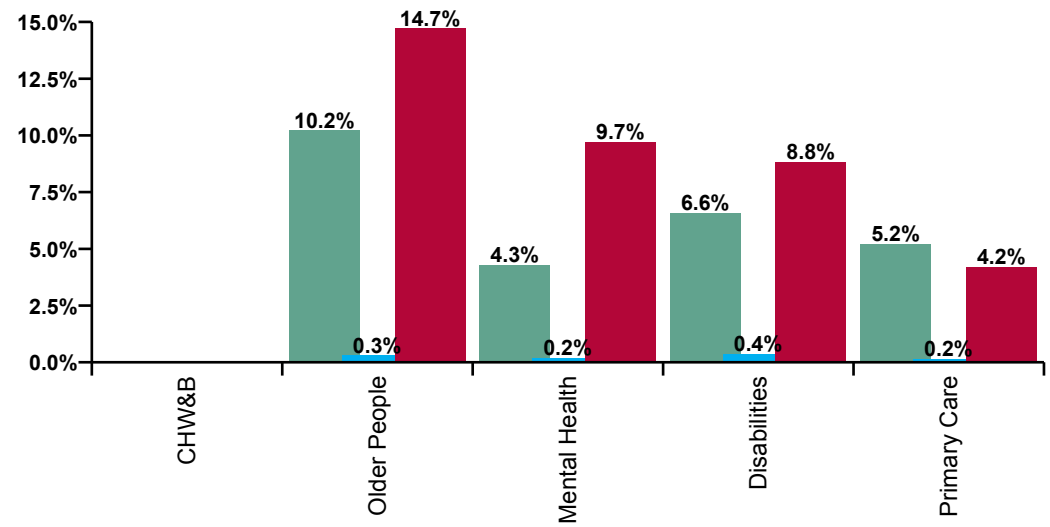
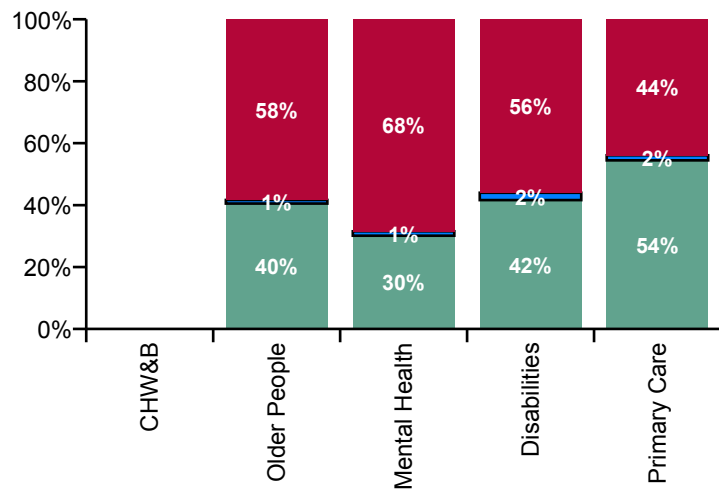
Certified, self-certified & COVID-19: Apr 2020



Legend

Certified absence
Self-certified absence
COVID-19 absence

CHO 7 Overall Absence Rate - by Care Group & Staff Category: Apr 2020	Medical & Dental	Nursing & Midwifery	Health & Social Care Professionals	Management & Administrative	General Support	Patient & Client Care	Certified absence	Self-certified absence	COVID-19 absence	Total absence
CHO 7	7.3%	19.1%	9.9%	7.3%	17.1%	17.9%	6.6%	0.3%	8.5%	15.4%
Community Health & Wellbeing										
Health Service Executive			10.2%	0.0%		6.3%	5.5%		1.1%	6.6%
Section 38 Voluntary Agencies	42.0%	22.3%	11.5%	3.7%	13.7%	16.9%	6.6%	0.4%	9.0%	16.0%
Disabilities	42.0%	22.3%	11.4%	3.3%	13.7%	16.9%	6.6%	0.4%	8.8%	15.8%
Older People	9.5%	25.3%	10.9%	20.5%	31.1%	25.1%	10.2%	0.3%	14.7%	25.2%
Mental Health	7.0%	23.7%	2.9%	8.0%	22.0%	29.0%	4.3%	0.2%	9.7%	14.2%
Health Service Executive	5.2%	9.8%	8.5%	8.7%	11.2%	13.0%	5.5%	0.2%	3.7%	9.4%
Section 38 Voluntary Agencies	1.6%	12.0%	10.8%	3.5%	7.1%	13.4%	4.4%	0.2%	5.6%	10.1%
Primary Care	4.7%	10.5%	8.9%	7.9%	8.5%	13.2%	5.2%	0.2%	4.2%	9.6%



Certified absence

Self-certified absence

COVID-19 absence

CHO 7 Absence Rate - by Care Group, Staff Category & Absence type: Apr 2020

Community Health & Wellbeing by Staff Category Apr 2020	Certified absence	Self-certified absence	COVID-19 absence	Total absence	Certified	Self-certified	COVID-19
Total							

Disabilities by Staff Category Apr 2020	Certified absence	Self-certified absence	COVID-19 absence	Total absence	Certified	Self-certified	COVID-19
Total	6.6%	0.4%	8.8%	15.8%	41.6%	2.4%	56.0%
Medical & Dental	4.7%	0.0%	37.3%	42.0%	11.3%	0.0%	88.7%
Nursing & Midwifery	7.9%	0.6%	13.9%	22.3%	35.2%	2.6%	62.2%
Health & Social Care Professionals	4.6%	0.2%	6.6%	11.4%	40.1%	2.0%	58.0%
Management & Administrative	0.8%	0.2%	2.3%	3.3%	23.0%	7.5%	69.5%
General Support	7.6%	0.3%	5.8%	13.7%	55.4%	2.4%	42.2%
Patient & Client Care	7.5%	0.4%	9.0%	16.9%	44.5%	2.2%	53.2%

Older People by Staff Category Apr 2020	Certified absence	Self-certified absence	COVID-19 absence	Total absence	Certified	Self-certified	COVID-19
Total	10.2%	0.3%	14.7%	25.2%	40.5%	1.2%	58.4%
Medical & Dental	0.0%	0.0%	9.5%	9.5%	0.0%	0.0%	100.0%
Nursing & Midwifery	6.5%	0.4%	18.4%	25.3%	25.7%	1.5%	72.8%
Health & Social Care Professionals	1.6%	0.0%	9.3%	10.9%	14.7%	0.0%	85.3%
Management & Administrative	14.4%	0.7%	5.4%	20.5%	70.3%	3.6%	26.1%
General Support	16.5%	0.0%	14.5%	31.1%	53.1%	0.1%	46.7%
Patient & Client Care	11.8%	0.3%	13.0%	25.1%	47.0%	1.1%	51.9%

Mental Health by Staff Category Apr 2020	Certified absence	Self-certified absence	COVID-19 absence	Total absence	Certified	Self-certified	COVID-19
Total	4.3%	0.2%	9.7%	14.2%	30.1%	1.4%	68.5%
Medical & Dental	2.0%	0.0%	5.0%	7.0%	28.4%	0.0%	71.6%
Nursing & Midwifery	4.9%	0.4%	18.4%	23.7%	20.7%	1.7%	77.6%
Health & Social Care Professionals	2.5%	0.2%	0.2%	2.9%	86.0%	7.0%	7.1%
Management & Administrative	4.9%	0.0%	3.1%	8.0%	61.3%	0.0%	38.7%
General Support	13.6%	0.0%	8.5%	22.0%	61.5%	0.0%	38.5%
Patient & Client Care	5.0%	0.0%	24.0%	29.0%	17.4%	0.0%	82.6%

Primary Care by Staff Category Apr 2020	Certified absence	Self-certified absence	COVID-19 absence	Total absence	Certified	Self-certified	COVID-19
Total	5.2%	0.2%	4.2%	9.6%	54.4%	1.6%	43.9%
Medical & Dental	2.6%	0.0%	2.0%	4.7%	56.3%	0.0%	43.7%
Nursing & Midwifery	5.9%	0.1%	4.6%	10.5%	55.9%	0.7%	43.3%
Health & Social Care Professionals	3.9%	0.2%	4.8%	8.9%	43.6%	1.8%	54.6%
Management & Administrative	4.8%	0.4%	2.7%	7.9%	60.8%	4.9%	34.3%
General Support	3.0%	0.1%	5.4%	8.5%	35.2%	1.6%	63.2%
Patient & Client Care	8.3%	0.1%	4.7%	13.2%	63.1%	1.0%	35.9%

CHO 7 Absence Rate - by Staff Category & Care Group	CHW&B	HSE	S38	Disabilities	HSE	Older People	HSE	Mental Health	HSE	S38	Primary Care	Total absence	Certified absence	Self-certified absence	COVID-19 absence
CHO 7: 2020 overall		7.6%	9.0%	8.9%	15.1%	15.1%	13.2%	13.2%	8.1%	7.1%	7.8%	9.7%	6.0%	0.5%	3.2%
Medical & Dental			9.6%	9.6%	2.9%	2.9%	10.4%	10.4%	5.8%	3.2%	5.4%	6.8%	2.9%	0.2%	3.6%
Nursing & Midwifery			10.5%	10.5%	14.1%	14.1%	14.6%	14.6%	7.7%	7.5%	7.6%	10.5%	5.5%	0.5%	4.6%
Health & Social Care Professionals		8.8%	6.3%	6.5%	7.5%	7.5%	7.6%	7.6%	6.5%	7.1%	6.6%	6.6%	3.9%	0.5%	2.3%
Management & Administrative		2.8%	3.6%	3.5%	12.1%	12.1%	14.6%	14.6%	8.4%	3.7%	7.6%	6.7%	4.9%	0.4%	1.5%
General Support			8.6%	8.6%	18.9%	18.9%	19.9%	19.9%	13.8%	6.0%	8.5%	11.2%	7.9%	0.4%	2.9%
Patient & Client Care		29.7%	10.0%	10.1%	15.7%	15.7%	34.3%	34.3%	11.8%	9.8%	11.0%	11.2%	7.4%	0.6%	3.2%
Total April:		6.6%	16.0%	15.8%	25.2%	25.2%	14.2%	14.2%	9.4%	10.1%	9.6%	15.4%	6.6%	0.3%	8.5%
Medical & Dental			42.0%	42.0%	9.5%	9.5%	7.0%	7.0%	5.2%	1.6%	4.7%	7.3%	2.5%		4.8%
Nursing & Midwifery			22.3%	22.3%	25.3%	25.3%	23.7%	23.7%	9.8%	12.0%	10.5%	19.1%	6.6%	0.3%	12.1%
Health & Social Care Professionals		10.2%	11.5%	11.4%	10.9%	10.9%	2.9%	2.9%	8.5%	10.8%	8.9%	9.9%	4.1%	0.2%	5.6%
Management & Administrative		0.0%	3.7%	3.3%	20.5%	20.5%	8.0%	8.0%	8.7%	3.5%	7.9%	7.3%	4.2%	0.3%	2.8%
General Support			13.7%	13.7%	31.1%	31.1%	22.0%	22.0%	11.2%	7.1%	8.5%	17.1%	8.9%	0.2%	8.1%
Patient & Client Care		6.3%	16.9%	16.9%	25.1%	25.1%	29.0%	29.0%	13.0%	13.4%	13.2%	17.9%	8.4%	0.3%	9.2%
Total March:		13.6%	9.6%	9.6%	12.4%	12.4%	24.9%	24.9%	10.4%	8.7%	9.9%	10.8%	6.3%	0.4%	4.0%
Medical & Dental			4.7%	4.7%	2.4%	2.4%	28.5%	28.5%	9.0%	10.8%	9.3%	12.5%	3.1%	0.2%	9.3%
Nursing & Midwifery			11.0%	11.0%	10.7%	10.7%	22.6%	22.6%	9.8%	8.0%	9.2%	11.4%	6.0%	0.3%	5.0%
Health & Social Care Professionals		15.0%	5.6%	6.2%	10.0%	10.0%	19.2%	19.2%	9.2%	12.1%	9.6%	8.2%	4.3%	0.4%	3.6%
Management & Administrative		6.5%	4.8%	5.0%	14.2%	14.2%	30.3%	30.3%	10.4%	2.7%	9.1%	8.6%	5.3%	0.3%	2.9%
General Support			9.3%	9.3%	14.3%	14.3%	39.0%	39.0%	23.7%	7.8%	12.3%	11.3%	7.9%	0.3%	3.2%
Patient & Client Care		48.8%	11.1%	11.1%	13.0%	13.0%	54.2%	54.2%	12.5%	11.4%	12.1%	11.8%	7.7%	0.5%	3.6%
Total February:		4.5%	4.9%	4.9%	8.7%	8.7%	6.8%	6.8%	6.1%	5.0%	5.8%	5.6%	5.1%	0.6%	
Medical & Dental			0.0%	0.0%	0.0%	0.0%	4.0%	4.0%	5.0%	0.0%	4.3%	3.8%	3.4%	0.4%	
Nursing & Midwifery			4.4%	4.4%	6.0%	6.0%	5.6%	5.6%	5.3%	5.0%	5.2%	5.0%	4.4%	0.5%	
Health & Social Care Professionals		3.9%	3.7%	3.7%	4.2%	4.2%	8.2%	8.2%	3.9%	1.3%	3.5%	3.9%	3.3%	0.6%	
Management & Administrative		0.4%	2.5%	2.3%	6.1%	6.1%	16.3%	16.3%	6.8%	6.0%	6.6%	5.2%	4.7%	0.4%	
General Support			5.6%	5.6%	11.9%	11.9%	0.0%	0.0%	11.9%	4.8%	7.1%	7.4%	7.1%	0.3%	
Patient & Client Care		40.8%	5.7%	5.8%	9.8%	9.8%	20.0%	20.0%	10.0%	7.3%	9.0%	6.7%	6.1%	0.7%	
Total January:		5.6%	5.5%	5.5%	10.5%	10.5%	5.8%	5.8%	6.4%	4.6%	5.9%	6.4%	5.7%	0.6%	
Medical & Dental			0.0%	0.0%	0.0%	0.0%	4.5%	4.5%	3.9%	0.0%	3.3%	3.2%	3.0%	0.2%	
Nursing & Midwifery			4.2%	4.2%	7.1%	7.1%	5.9%	5.9%	5.0%	4.7%	4.9%	5.2%	4.5%	0.6%	
Health & Social Care Professionals		5.9%	4.3%	4.4%	5.1%	5.1%	3.1%	3.1%	4.6%	4.3%	4.5%	4.4%	3.7%	0.6%	
Management & Administrative		4.6%	3.4%	3.5%	6.1%	6.1%	12.4%	12.4%	7.5%	2.6%	6.7%	5.7%	5.2%	0.5%	
General Support			5.8%	5.8%	14.7%	14.7%	0.0%	0.0%	10.6%	4.4%	6.5%	8.3%	7.6%	0.7%	
Patient & Client Care		6.6%	6.7%	6.7%	12.8%	12.8%	16.0%	16.0%	11.5%	6.7%	9.7%	8.2%	7.4%	0.7%	
CHO 7: 2019 overall		5.0%	4.6%	4.6%	8.2%	8.2%	5.0%	5.0%	5.9%	4.3%	5.4%	5.3%	4.8%	0.5%	
Medical & Dental			0.3%	0.3%	2.4%	2.4%	1.9%	1.9%	3.2%	0.8%	2.8%	2.3%	2.0%	0.3%	
Nursing & Midwifery			4.3%	4.3%	6.0%	6.0%	4.5%	4.5%	5.1%	3.3%	4.5%	4.7%	4.1%	0.5%	
Health & Social Care Professionals		3.1%	3.5%	3.5%	4.3%	4.3%	4.2%	4.2%	4.2%	2.9%	4.0%	3.7%	3.3%	0.4%	
Management & Administrative		13.8%	3.3%	3.6%	5.7%	5.7%	9.6%	9.6%	6.6%	5.3%	6.4%	5.4%	4.9%	0.4%	
General Support			4.8%	4.8%	10.5%	10.5%	12.6%	12.6%	10.4%	6.0%	7.6%	6.9%	6.4%	0.5%	
Patient & Client Care		3.8%	5.5%	5.5%	9.9%	9.9%	17.7%	17.7%	9.8%	5.4%	8.1%	6.5%	5.7%	0.6%	

CHO 7 Absence Rate - by Staff Category & S38 Agency	Cheeverstown House	Kare, Newbridge, Co Kildare	Our Lady's Hospice & Care Services	Peamount Hospital (Newcastle)	Stewart's Hospital, (Palmerstown)	St. John of God Liffey Services	Total absence	Certified absence	Self-certified absence	COVID-19 absence
CHO 7: S38 2020 overall	9.4%	7.2%	7.1%	9.5%	8.9%	9.2%	8.7%	5.4%	0.5%	2.9%
Medical & Dental	0.0%		3.2%	12.9%	0.0%	0.0%	5.8%	1.5%	0.1%	4.1%
Nursing & Midwifery	10.1%	6.4%	7.5%	12.7%	9.9%	10.5%	9.8%	5.3%	0.5%	3.9%
Health & Social Care Professionals	4.4%	4.4%	7.1%	8.9%	4.6%	7.2%	6.4%	3.5%	0.5%	2.3%
Management & Administrative	4.8%	1.6%	3.7%	4.2%	3.3%	4.4%	3.6%	2.3%	0.3%	1.1%
General Support	7.9%	0.0%	6.0%	6.1%	10.7%	9.4%	7.9%	5.6%	0.3%	1.9%
Patient & Client Care	12.3%	9.4%	9.8%	9.6%	9.4%	11.1%	10.0%	6.5%	0.5%	3.0%
Total April:	12.2%	8.2%	10.1%	20.4%	12.7%	22.9%	15.1%	6.3%	0.3%	8.5%
Medical & Dental	0.0%		1.6%	59.5%	0.0%	0.0%	15.8%	2.7%		13.1%
Nursing & Midwifery	17.2%	12.4%	12.0%	33.0%	17.7%	27.3%	19.8%	7.2%	0.5%	12.1%
Health & Social Care Professionals	6.1%	3.9%	10.8%	19.4%	2.6%	15.2%	11.5%	4.2%	0.3%	7.0%
Management & Administrative	4.5%	1.0%	3.5%	3.7%	0.8%	10.7%	3.6%	1.3%	0.2%	2.1%
General Support	15.4%	0.0%	7.1%	10.8%	12.6%	18.9%	11.8%	6.0%	0.3%	5.6%
Patient & Client Care	10.3%	10.5%	13.4%	18.3%	13.5%	30.4%	16.6%	7.5%	0.4%	8.8%
Total March:	12.0%	10.1%	8.7%	8.4%	13.3%	4.4%	9.4%	6.0%	0.4%	3.0%
Medical & Dental	0.0%		10.8%	6.1%	0.0%	0.0%	8.4%	3.6%	0.3%	4.5%
Nursing & Midwifery	12.5%	8.9%	8.0%	10.3%	16.7%	4.1%	10.3%	6.6%	0.4%	3.3%
Health & Social Care Professionals	6.3%	6.0%	12.1%	8.5%	8.1%	4.5%	6.2%	3.5%	0.5%	2.3%
Management & Administrative	7.6%	3.4%	2.7%	4.0%	6.6%	2.3%	4.4%	1.9%	0.3%	2.1%
General Support	10.4%	0.0%	7.8%	6.0%	15.1%	4.9%	8.8%	6.5%	0.4%	2.0%
Patient & Client Care	15.3%	13.1%	11.4%	8.8%	13.4%	4.7%	11.1%	7.1%	0.5%	3.5%
Total February:	6.5%	4.6%	5.0%	5.2%	4.9%	4.0%	4.9%	4.4%	0.5%	
Medical & Dental	0.0%		0.0%	0.0%	0.0%	0.0%	0.0%			
Nursing & Midwifery	5.6%	2.6%	5.0%	4.5%	2.9%	4.8%	4.5%	3.9%	0.6%	
Health & Social Care Professionals	2.6%	4.5%	1.3%	4.7%	3.2%	3.7%	3.5%	3.0%	0.5%	
Management & Administrative	1.0%	0.5%	6.0%	5.4%	2.2%	2.3%	3.2%	3.1%	0.2%	
General Support	3.6%	0.0%	4.8%	5.1%	8.1%	4.2%	5.4%	5.0%	0.4%	
Patient & Client Care	11.1%	5.6%	7.3%	5.9%	5.4%	4.2%	5.8%	5.2%	0.6%	
Total January:	6.7%	6.0%	4.6%	4.6%	5.3%	5.6%	5.4%	4.8%	0.6%	
Medical & Dental	0.0%		0.0%	0.0%	0.0%	0.0%	0.0%			
Nursing & Midwifery	5.0%	1.5%	4.7%	3.7%	2.9%	5.9%	4.3%	3.6%	0.7%	
Health & Social Care Professionals	2.4%	3.3%	4.3%	2.0%	4.4%	5.6%	4.3%	3.5%	0.8%	
Management & Administrative	5.9%	1.6%	2.6%	3.5%	3.9%	1.9%	3.2%	2.9%	0.4%	
General Support	2.1%	0.0%	4.4%	2.5%	7.2%	10.6%	5.4%	5.0%	0.4%	
Patient & Client Care	12.2%	8.6%	6.7%	6.4%	5.7%	5.1%	6.7%	6.1%	0.6%	
CHO 7: S38 2019 overall	5.5%	4.4%	4.3%	4.7%	4.6%	4.0%	4.6%	4.1%	0.5%	
Medical & Dental	0.0%		0.8%	0.4%	0.0%	0.0%	0.6%	0.4%	0.2%	
Nursing & Midwifery	4.7%	4.3%	3.3%	4.6%	4.2%	3.8%	4.1%	3.6%	0.5%	
Health & Social Care Professionals	3.4%	3.8%	2.9%	3.6%	3.7%	3.5%	3.5%	3.0%	0.4%	
Management & Administrative	4.3%	2.5%	5.3%	2.8%	3.7%	3.0%	3.7%	3.4%	0.3%	
General Support	7.5%	0.0%	6.0%	5.7%	3.8%	4.0%	5.1%	4.6%	0.4%	
Patient & Client Care	7.4%	5.0%	5.4%	5.2%	5.5%	4.8%	5.5%	4.8%	0.5%	