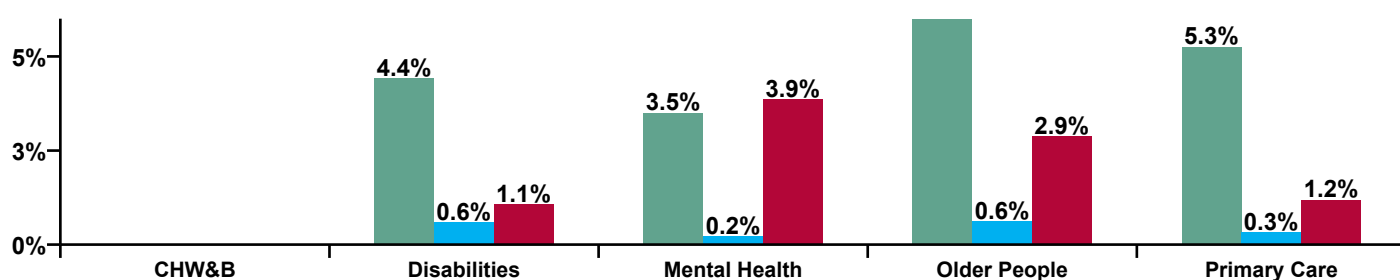


## December 2020

CHO 7 Absence Rate - by Staff Category: Dec 2020	Certified absence	Self-certified absence	COVID-19 absence	Total absence rate	Certified	Self-certified	COVID-19
<b>CHO 7</b>	<b>4.9%</b>	<b>0.5%</b>	<b>1.5%</b>	<b>7.0%</b>	<b>70.8%</b>	<b>7.2%</b>	<b>22.0%</b>
Medical & Dental	2.4%	0.4%	0.3%	3.1%	78.3%	11.5%	10.3%
Nursing & Midwifery	4.2%	0.6%	2.6%	7.4%	57.2%	7.9%	34.9%
Health & Social Care Professionals	2.8%	0.2%	0.7%	3.8%	75.3%	5.7%	18.9%
Management & Administrative	4.0%	0.3%	0.4%	4.6%	85.3%	5.5%	9.1%
General Support	6.1%	0.5%	2.5%	9.1%	66.8%	5.5%	27.6%
Patient & Client Care	6.7%	0.7%	1.4%	8.7%	76.3%	7.5%	16.2%

CHO 7 Absence Rate - by Care Group: Dec 2020	Certified absence	Self-certified absence	COVID-19 absence	Total absence rate	Certified	Self-certified	COVID-19
<b>CHO 7</b>	<b>4.9%</b>	<b>0.5%</b>	<b>1.5%</b>	<b>7.0%</b>	<b>70.8%</b>	<b>7.2%</b>	<b>22.0%</b>
<b>Community Health &amp; Wellbeing</b>							
Health Service Executive	1.2%	0.2%	1.1%	2.5%	48.0%	8.5%	43.5%
Section 38 Voluntary Agencies	4.5%	0.6%	1.1%	6.2%	72.8%	9.8%	17.4%
<b>Disabilities</b>	<b>4.4%</b>	<b>0.6%</b>	<b>1.1%</b>	<b>6.1%</b>	<b>72.6%</b>	<b>9.8%</b>	<b>17.6%</b>
<b>Older People</b>	<b>6.7%</b>	<b>0.6%</b>	<b>2.9%</b>	<b>10.2%</b>	<b>65.6%</b>	<b>6.1%</b>	<b>28.4%</b>
<b>Mental Health</b>	<b>3.5%</b>	<b>0.2%</b>	<b>3.9%</b>	<b>7.6%</b>	<b>46.2%</b>	<b>2.9%</b>	<b>50.9%</b>
Health Service Executive	5.3%	0.3%	1.4%	6.9%	75.8%	4.3%	19.9%
Section 38 Voluntary Agencies	5.2%	0.4%	0.7%	6.4%	82.0%	6.4%	11.7%
<b>Primary Care</b>	<b>5.3%</b>	<b>0.3%</b>	<b>1.2%</b>	<b>6.8%</b>	<b>77.5%</b>	<b>4.9%</b>	<b>17.6%</b>

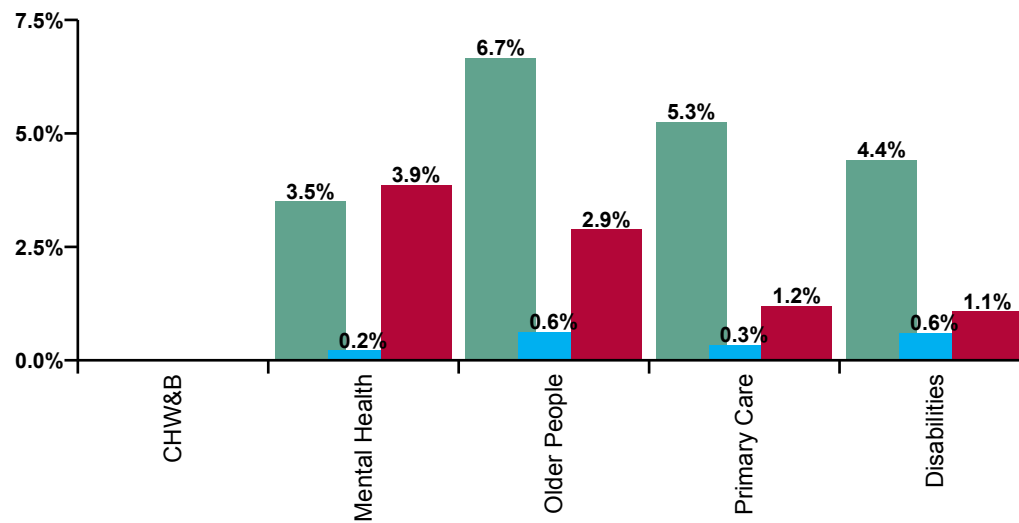
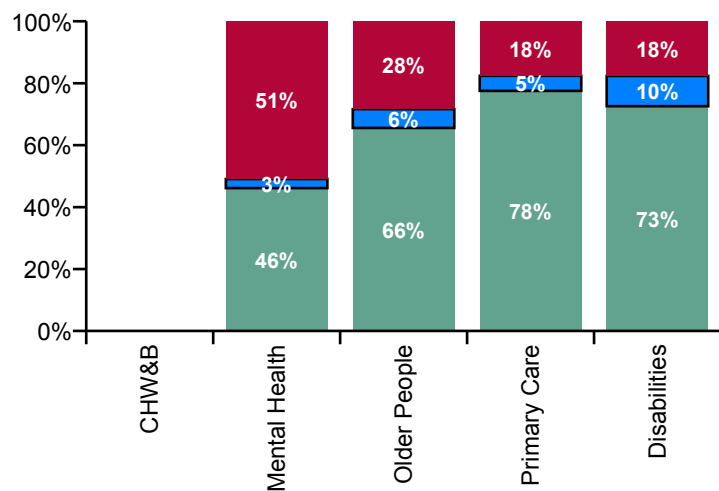
Certified, self-certified & COVID-19: Dec 2020



Legend

Certified absence
Self-certified absence
COVID-19 absence

CHO 7 Overall Absence Rate - by Care Group & Staff Category: Dec 2020	Medical & Dental	Nursing & Midwifery	Health & Social Care Professionals	Management & Administrative	General Support	Patient & Client Care	Certified absence	Self-certified absence	COVID-19 absence	Total absence
<b>CHO 7</b>	<b>3.1%</b>	<b>7.4%</b>	<b>3.8%</b>	<b>4.6%</b>	<b>9.1%</b>	<b>8.7%</b>	<b>4.9%</b>	<b>0.5%</b>	<b>1.5%</b>	<b>7.0%</b>
<b>Community Health &amp; Wellbeing</b>										
Health Service Executive			2.9%	1.4%		3.2%	1.2%	0.2%	1.1%	2.5%
Section 38 Voluntary Agencies	7.8%	6.4%	3.3%	1.4%	6.7%	7.5%	4.5%	0.6%	1.1%	6.2%
<b>Disabilities</b>	<b>7.8%</b>	<b>6.4%</b>	<b>3.3%</b>	<b>1.4%</b>	<b>6.7%</b>	<b>7.5%</b>	<b>4.4%</b>	<b>0.6%</b>	<b>1.1%</b>	<b>6.1%</b>
<b>Older People</b>	<b>0.0%</b>	<b>7.6%</b>	<b>2.3%</b>	<b>7.6%</b>	<b>9.2%</b>	<b>13.8%</b>	<b>6.7%</b>	<b>0.6%</b>	<b>2.9%</b>	<b>10.2%</b>
<b>Mental Health</b>	<b>1.5%</b>	<b>14.2%</b>	<b>2.7%</b>	<b>2.1%</b>	<b>16.8%</b>	<b>13.4%</b>	<b>3.5%</b>	<b>0.2%</b>	<b>3.9%</b>	<b>7.6%</b>
Health Service Executive	4.6%	7.5%	5.0%	7.3%	15.1%	8.0%	5.3%	0.3%	1.4%	6.9%
Section 38 Voluntary Agencies	0.2%	4.5%	3.9%	3.3%	10.4%	10.3%	5.2%	0.4%	0.7%	6.4%
<b>Primary Care</b>	<b>3.8%</b>	<b>6.5%</b>	<b>4.8%</b>	<b>6.6%</b>	<b>11.8%</b>	<b>8.9%</b>	<b>5.3%</b>	<b>0.3%</b>	<b>1.2%</b>	<b>6.8%</b>



Certified absence

Self-certified absence

COVID-19 absence

## CHO 7 Absence Rate - by Care Group, Staff Category & Absence type: Dec 2020

Community Health & Wellbeing by Staff Category Dec 2020	Certified absence	Self-certified absence	COVID-19 absence	Total absence	Certified	Self-certified	COVID-19
<b>Total</b>							

Disabilities by Staff Category Dec 2020	Certified absence	Self-certified absence	COVID-19 absence	Total absence	Certified	Self-certified	COVID-19
<b>Total</b>	<b>4.4%</b>	<b>0.6%</b>	<b>1.1%</b>	<b>6.1%</b>	<b>72.6%</b>	<b>9.8%</b>	<b>17.6%</b>
Medical & Dental	0.0%	5.8%	2.0%	7.8%	0.0%	74.6%	25.4%
Nursing & Midwifery	3.9%	0.8%	1.7%	6.4%	60.5%	12.9%	26.6%
Health & Social Care Professionals	2.5%	0.2%	0.7%	3.3%	74.1%	6.2%	19.7%
Management & Administrative	1.1%	0.1%	0.1%	1.4%	81.9%	9.6%	8.5%
General Support	4.8%	0.7%	1.2%	6.7%	72.2%	10.4%	17.4%
Patient & Client Care	5.7%	0.7%	1.1%	7.5%	76.2%	8.9%	14.9%

Older People by Staff Category Dec 2020	Certified absence	Self-certified absence	COVID-19 absence	Total absence	Certified	Self-certified	COVID-19
<b>Total</b>	<b>6.7%</b>	<b>0.6%</b>	<b>2.9%</b>	<b>10.2%</b>	<b>65.6%</b>	<b>6.1%</b>	<b>28.4%</b>
Medical & Dental				0.0%			
Nursing & Midwifery	4.2%	0.8%	2.6%	7.6%	55.1%	10.8%	34.0%
Health & Social Care Professionals	1.6%	0.5%	0.2%	2.3%	70.3%	20.1%	9.6%
Management & Administrative	7.3%	0.0%	0.3%	7.6%	95.9%	0.0%	4.1%
General Support	5.0%	0.5%	3.8%	9.2%	54.3%	5.1%	40.6%
Patient & Client Care	9.9%	0.6%	3.4%	13.8%	71.3%	4.2%	24.5%

Mental Health by Staff Category Dec 2020	Certified absence	Self-certified absence	COVID-19 absence	Total absence	Certified	Self-certified	COVID-19
<b>Total</b>	<b>3.5%</b>	<b>0.2%</b>	<b>3.9%</b>	<b>7.6%</b>	<b>46.2%</b>	<b>2.9%</b>	<b>50.9%</b>
Medical & Dental	1.5%	0.0%	0.0%	1.5%	100.0%	0.0%	0.0%
Nursing & Midwifery	4.2%	0.3%	9.8%	14.2%	29.5%	1.8%	68.7%
Health & Social Care Professionals	2.5%	0.1%	0.1%	2.7%	94.4%	2.8%	2.8%
Management & Administrative	1.2%	0.5%	0.4%	2.1%	58.7%	23.5%	17.8%
General Support	16.8%	0.0%	0.0%	16.8%	100.0%	0.0%	0.0%
Patient & Client Care	4.7%	2.3%	6.5%	13.4%	35.1%	16.8%	48.1%

Primary Care by Staff Category Dec 2020	Certified absence	Self-certified absence	COVID-19 absence	Total absence	Certified	Self-certified	COVID-19
<b>Total</b>	<b>5.3%</b>	<b>0.3%</b>	<b>1.2%</b>	<b>6.8%</b>	<b>77.5%</b>	<b>4.9%</b>	<b>17.6%</b>
Medical & Dental	3.3%	0.1%	0.4%	3.8%	87.5%	2.5%	10.0%
Nursing & Midwifery	4.6%	0.3%	1.7%	6.5%	70.1%	4.2%	25.7%
Health & Social Care Professionals	3.6%	0.2%	1.0%	4.8%	74.7%	5.1%	20.2%
Management & Administrative	5.6%	0.3%	0.6%	6.6%	85.0%	5.2%	9.8%
General Support	7.8%	0.3%	3.7%	11.8%	65.8%	2.5%	31.7%
Patient & Client Care	7.8%	0.6%	0.5%	8.9%	87.8%	7.1%	5.0%

CHO 7 Absence Rate - by Staff Category & Care Group	CHW&B	HSE	S38	Disabilities	HSE	Older People	HSE	Mental Health	HSE	S38	Primary Care	Total absence	Certified absence	Self-certified absence	COVID-19 absence
CHO 7: 2020 overall		5.3%	7.4%	7.3%	12.3%	12.3%	8.5%	8.5%	7.3%	6.6%	7.1%	8.0%	5.5%	0.4%	2.2%
Medical & Dental			6.8%	6.8%	1.1%	1.1%	4.3%	4.3%	4.7%	1.3%	4.1%	4.3%	2.8%	0.2%	1.3%
Nursing & Midwifery			8.9%	8.9%	9.3%	9.3%	10.7%	10.7%	7.8%	6.4%	7.4%	8.7%	5.2%	0.4%	3.0%
Health & Social Care Professionals		6.3%	5.0%	5.1%	5.3%	5.3%	4.8%	4.8%	5.8%	5.5%	5.7%	5.3%	3.6%	0.3%	1.4%
Management & Administrative		2.4%	2.8%	2.8%	10.8%	10.8%	6.6%	6.6%	3.7%	6.1%	6.1%	5.4%	4.3%	0.3%	0.8%
General Support			7.6%	7.6%	15.8%	15.8%	16.5%	16.5%	12.0%	7.4%	9.0%	10.3%	7.0%	0.4%	2.9%
Patient & Client Care		8.1%	8.2%	8.2%	14.5%	14.5%	12.8%	12.8%	10.2%	9.3%	9.8%	9.5%	6.7%	0.5%	2.2%
Total December:		2.5%	6.2%	6.1%	10.2%	10.2%	7.6%	7.6%	6.9%	6.4%	6.8%	7.0%	4.9%	0.5%	1.5%
Medical & Dental			7.8%	7.8%	0.0%	0.0%	1.5%	1.5%	4.6%	0.2%	3.8%	3.1%	2.4%	0.4%	0.3%
Nursing & Midwifery			6.4%	6.4%	7.6%	7.6%	14.2%	14.2%	7.5%	4.5%	6.5%	7.4%	4.2%	0.6%	2.6%
Health & Social Care Professionals		2.9%	3.3%	3.3%	2.3%	2.3%	2.7%	2.7%	5.0%	3.9%	4.8%	3.8%	2.8%	0.2%	0.7%
Management & Administrative		1.4%	1.4%	1.4%	7.6%	7.6%	2.1%	2.1%	7.3%	3.3%	6.6%	4.6%	4.0%	0.3%	0.4%
General Support			6.7%	6.7%	9.2%	9.2%	16.8%	16.8%	15.1%	10.4%	11.8%	9.1%	6.1%	0.5%	2.5%
Patient & Client Care		3.2%	7.5%	7.5%	13.8%	13.8%	13.4%	13.4%	8.0%	10.3%	8.9%	8.7%	6.7%	0.7%	1.4%
Total November:		5.1%	5.5%	5.5%	8.6%	8.6%	11.0%	11.0%	6.7%	4.4%	6.1%	6.4%	4.6%	0.4%	1.4%
Medical & Dental			14.4%	14.4%	0.0%	0.0%	2.0%	2.0%	3.5%	0.0%	2.9%	3.1%	2.0%	0.5%	0.6%
Nursing & Midwifery			5.3%	5.3%	6.0%	6.0%	22.0%	22.0%	8.3%	2.9%	6.6%	7.3%	4.2%	0.4%	2.7%
Health & Social Care Professionals		4.5%	3.7%	3.8%	9.3%	9.3%	3.5%	3.5%	4.9%	4.4%	4.9%	4.3%	3.3%	0.2%	0.8%
Management & Administrative		7.5%	2.2%	2.6%	5.7%	5.7%	5.7%	5.7%	5.5%	3.2%	5.1%	4.4%	3.7%	0.2%	0.4%
General Support			5.9%	5.9%	10.5%	10.5%	24.5%	24.5%	13.9%	4.8%	7.6%	7.8%	5.0%	0.3%	2.5%
Patient & Client Care		2.8%	6.5%	6.5%	11.0%	11.0%	16.1%	16.1%	9.3%	8.2%	8.9%	7.5%	6.0%	0.5%	0.9%
Total October:		7.8%	7.2%	7.2%	10.5%	10.5%	10.9%	10.9%	8.1%	5.8%	7.5%	7.9%	5.4%	0.5%	2.1%
Medical & Dental			7.6%	7.6%	0.0%	0.0%	3.4%	3.4%	4.5%	1.5%	4.0%	3.9%	3.2%	0.3%	0.5%
Nursing & Midwifery			8.0%	8.0%	7.2%	7.2%	21.8%	21.8%	7.8%	4.3%	6.9%	8.5%	5.0%	0.5%	2.9%
Health & Social Care Professionals		9.4%	5.9%	6.2%	4.7%	4.7%	3.4%	3.4%	5.5%	6.7%	5.7%	5.8%	4.3%	0.2%	1.2%
Management & Administrative		5.3%	3.5%	3.6%	10.2%	10.2%	5.3%	5.3%	11.1%	1.9%	9.1%	6.8%	5.5%	0.3%	1.0%
General Support			9.4%	9.4%	14.6%	14.6%	13.4%	13.4%	11.7%	7.7%	9.0%	10.9%	6.7%	0.5%	3.6%
Patient & Client Care		0.0%	7.4%	7.4%	12.7%	12.7%	16.7%	16.7%	11.8%	8.9%	10.7%	8.7%	6.1%	0.6%	2.0%
Total September:		3.7%	6.9%	6.9%	10.9%	10.9%	6.2%	6.2%	7.8%	7.2%	7.6%	7.6%	5.6%	0.5%	1.5%
Medical & Dental			2.4%	2.4%	0.0%	0.0%	1.8%	1.8%	4.6%	0.2%	3.8%	2.9%	2.4%	0.1%	0.4%
Nursing & Midwifery			8.0%	8.0%	8.0%	8.0%	7.5%	7.5%	9.3%	7.5%	8.7%	8.2%	5.9%	0.5%	1.7%
Health & Social Care Professionals		4.5%	4.3%	4.3%	1.1%	1.1%	4.7%	4.7%	6.6%	5.7%	6.5%	5.0%	3.7%	0.4%	1.0%
Management & Administrative		2.6%	3.9%	3.8%	10.2%	10.2%	8.1%	8.1%	5.4%	2.5%	5.0%	5.2%	4.5%	0.3%	0.4%
General Support			7.8%	7.8%	11.8%	11.8%	9.8%	9.8%	14.1%	8.6%	10.6%	9.7%	6.8%	0.3%	2.6%
Patient & Client Care		0.0%	7.8%	7.7%	14.2%	14.2%	5.1%	5.1%	10.8%	10.3%	10.6%	9.2%	6.8%	0.6%	1.7%
Total August:		2.3%	5.8%	5.7%	10.2%	10.2%	6.2%	6.2%	7.1%	6.4%	6.9%	6.7%	5.3%	0.4%	0.9%
Medical & Dental			0.0%	0.0%	0.0%	0.0%	1.5%	1.5%	4.5%	0.2%	3.7%	2.5%	2.3%	0.1%	0.1%
Nursing & Midwifery			7.3%	7.3%	5.9%	5.9%	7.1%	7.1%	8.1%	7.1%	7.7%	7.1%	5.6%	0.5%	1.1%
Health & Social Care Professionals		3.2%	4.1%	4.1%	3.0%	3.0%	4.5%	4.5%	6.7%	3.8%	6.2%	4.8%	4.0%	0.2%	0.5%
Management & Administrative		0.7%	3.1%	2.9%	13.6%	13.6%	5.4%	5.4%	4.9%	4.1%	4.8%	4.7%	4.0%	0.3%	0.4%
General Support			6.6%	6.6%	13.3%	13.3%	21.3%	21.3%	12.9%	8.6%	10.1%	9.8%	7.0%	0.4%	2.4%
Patient & Client Care		0.0%	6.1%	6.1%	13.3%	13.3%	8.3%	8.3%	9.2%	7.3%	8.4%	7.6%	6.1%	0.5%	1.0%
Total July:		2.5%	6.2%	6.1%	10.2%	10.2%	6.3%	6.3%	6.7%	6.0%	6.5%	6.8%	5.5%	0.4%	0.9%
Medical & Dental			0.0%	0.0%	0.0%	0.0%	6.6%	6.6%	4.0%	1.2%	3.3%	4.2%	3.8%	0.2%	0.2%
Nursing & Midwifery			7.5%	7.5%	5.8%	5.8%	6.1%	6.1%	7.7%	5.8%	7.1%	6.8%	5.3%	0.4%	1.2%
Health & Social Care Professionals		3.6%	4.0%	4.0%	3.8%	3.8%	5.4%	5.4%	6.7%	3.6%	6.2%	4.8%	4.2%	0.3%	0.3%
Management & Administrative		0.0%	2.0%	1.9%	10.4%	10.4%	3.0%	3.0%	3.8%	4.1%	3.9%	3.7%	3.4%	0.2%	0.0%
General Support			6.6%	6.6%	14.9%	14.9%	14.4%	14.4%	9.9%	6.5%	7.7%	9.3%	6.4%	0.4%	2.5%
Patient & Client Care		0.0%	7.0%	7.0%	13.2%	13.2%	8.8%	8.8%	10.5%	9.5%	10.0%	8.4%	6.8%	0.5%	1.0%
Total June:		5.0%	5.6%	5.5%	9.9%	9.9%	4.7%	4.7%	5.8%	6.8%	6.1%	6.3%	4.7%	0.4%	1.1%
Medical & Dental			3.4%	3.4%	0.0%	0.0%	4.2%	4.2%	4.1%	0.0%	3.5%	3.6%	3.2%	0.2%	0.3%
Nursing & Midwifery			8.0%	8.0%	4.9%	4.9%	4.5%	4.5%	7.3%	5.8%	6.8%	6.4%	4.6%	0.3%	1.5%
Health & Social Care Professionals		7.5%	3.1%	3.4%	1.8%	1.8%	3.1%	3.1%	3.9%	3.8%	3.9%	3.5%	2.8%	0.3%	0.5%
Management & Administrative		0.0%	1.0%	0.9%	11.3%	11.3%	3.3%	3.3%	5.1%	4.8%	5.0%	4.0%	3.6%	0.3%	0.1%
General Support			6.7%	6.7%	15.8%	15.8%	14.0%	14.0%	7.0%	10.7%	9.2%	9.9%	6.8%	0.3%	2.9%
Patient & Client Care		0.0%	5.9%	5.9%	13.1%	13.1%	8.0%	8.0%	8.3%	9.4%	8.7%	7.5%	5.8%	0.5%	1.2%
Total May:		4.8%	9.3%	9.2%	17.3%	17.3%	7.1%	7.1%	5.5%	7.8%	6.1%	9.4%	5.5%	0.3%	3.6%
Medical & Dental			8.1%	8.1%	0.0%	0.0%	1.7%	1.7%	3.4%	0.0%	2.9%	2.8%	2.4%	0.1%	0.3%
Nursing & Midwifery			14.2%	14.2%	13.7%	13.7%	12.4%	12.4%	7.0%	9.4%	7.8%	11.7%	5.9%	0.3%	5.5%
Health & Social Care Professionals		5.9%	6.3%	6.3%	7.3%	7.3%	2.5%	2.5%	4.1%	5.1%	4.2%	5.3%	3.1%	0.2%	2.0%
Management & Administrative		0.5%	2.2%	2.0%	14.7%	14.7%	3.5%	3.5%	4.8%	5.9%	5.0%	4.7%	3.6%	0.2%	0.9%
General Support			7.6%	7.6%	24.9%	24.9%	14.7%	14.7%	7.9%	8.2%	8.1%	12.3%	7.6%	0.2%	4.5%
Patient & Client Care		23.8%	9.6%	9.6%	19.4%	19.4%	6.4%	6.4%	6.8%	8.2%	7.4%	11.0%	6.8%	0.3%	4.0%
Total April:		6.6%	16.0%	15.8%	25.2%	25.2%	14.2%	14.2%	9.4%	10.1%	9.6%	15.4%	6.6%	0.3%	8.5%
Medical & Dental			42.0%	42.0%	9.5%	9.5%	7.0%	7.0%	5.2%	1.6%	4.7%	7.3%	2.5%		4.8%
Nursing & Midwifery			22.3%	22.3%	25.3%	25.3%	23.7%	23.7%	9.8%	12.0%	10.5%	19.1%	6.6%	0.3%	12.1%
Health & Social Care Professionals		10.2%	11.5%	11.4%	10.9%	10.9%	2.9%	2.9%	8.5%	10.8%	8.9%	9.9%	4.1%	0.2%	5.6%
Management & Administrative		0.0%	3.7%	3.3%	20.5%	20.5%	8.0%	8.0%	8.7%	3.5%	7.9%	7.3%	4.2%	0.3%	2.8%
General Support			13.7%	13.7%	31.1%	31.1%	22.0%	22.0%	11.2%	7.1%	8.5%	17.1%	8.9%	0.2%	8.1%
Patient & Client Care		6.3%	16.9%	16.9%	25.1%	25.1%	29.0%	29.0%	13.0%	13.4%	13.2%	17.9%	8.4%	0.3%	9.2%
Total March:		13.6%	9.6%	9.6%	12.4%	12.4%	24.9%	24.9%	10.4%	8.7%	9.9%	10.8%	6.3%	0.4%	4.0%
Medical & Dental			4.7%	4.7%	2.4%	2.4%	28.5%	28.5%	9.0%	10.8%	9.3%	12.5%	3.1%	0.2%	9.3%
Nursing & Midwifery			11.0%	11.0%	10.7%	10.7%	22.6%	22.6%	9.8%	8.0%	9.2%	11.4%	6.0%	0.3%	5.0%
Health & Social Care Professionals		15.0%	5.6%	6.2%	10.0%	10.0%	19.2%	19.2%	9.2%	12.1%	9.6%	8.2%	4.3%	0.4%	3.6%
Management & Administrative		6.5%	4.8%	5.0%	14.2%	14.2%	30.3%	30.3%	10.4%	2.7%	9.1%	8.6%	5.3%	0.3%	2.9%
General Support			9.3%	9.3%	14.3%	14.3%	39.0%	39.0%	23.7%	7.8%	12.3%	11.3%	7.9%	0.3%	3.2%
Patient & Client Care		48.8%	11.1%	11.1%	13.0%	13.0%	54.2%	54.2%	12.5%	11.4%	12.1%	11.8%	7.7%	0.5%	3.6%
Total February:		4.5%	4.9%	4.9%	8.7%	8.7%	6.8%	6.8%	6.1%	5.0%	5.8%	5.6%	5.1%	0.6%	
Medical & Dental			0.0%	0.0%	0.0%	0.0%	4.0%	4.0%	5.0%	0.0%	4.3%	3.8%	3.4%	0.4%	
Nursing & Midwifery			4.4%	4.4%	6.0%	6.0%	5.6%	5.6%	5.3%	5.0%	5.2%	5.0%	4.4%	0.5%	
Health & Social Care Professionals		3.9%	3.7%	3.7%	4.2%	4.2%	8.2%	8.2%	3.9%	1.3%	3.5%	3.9%	3.3%	0.6%	
Management & Administrative		0.4%	2.5%	2.3%	6.1%	6.1%	16.3%	16.3%	6.8%	6.0%	6.6%	5.2%	4.7%	0.4%	
General Support			5.6%	5.6%	11.9%	11.9%	0.0%	0.0%	11.9%	4.8%	7.1%	7.4%	7.1%	0.3%	
Patient & Client Care		40.8%	5.7%	5.8%	9.8%	9.8%	20.0%	20.0%	10.0%	7.3%	9.0%	6.7%	6.1%	0.7%	
Total January:		5.6%	5.5%	5.5%	10.5%	10.5%	5.8%	5.8%	6.4%	4.6%	5.9%	6.4%	5.7%	0.6%	
Medical & Dental			0.0%	0.0%	0.0%	0.0%	4.5%	4.5%	3.9%	0.0%	3.3%	3.2%	3.0%	0.2%	
Nursing & Midwifery			4.2%	4.2%	7.1%	7.1%	5.9%	5.9%	5.0%	4.7%	4.9%	5.2%	4.5%	0.6%	
Health & Social Care Professionals		5.9%	4.3%	4.4%	5.1%	5.1%	3.1%	3.1%	4.6%	4.3%	4.5%	4.4%	3.7%	0.6%	
Management & Administrative		4.6%	3.4%	3.5%	6.1%	6.1%	12.4%	12.4%	7.5%	2.6%	6.7%	5.7%	5.2%	0.5%	
General Support			5.8%	5.8%	14.7%	14.7%	0.0%	0.0%	10.6%	4.4%	6.5%	8.3%	7.6%	0.7%	
Patient & Client Care		6.6%	6.7%	6.7%	12.8%	12.8%	16.0%	16.0%	11.5%	6.7%	9.7%	8.2%	7.4%	0.7%	
CHO 7: 2019 overall		5.0%	4.6%	4.6%	8.2%	8.2%	5.0%	5.0%	5.9%	4.3%	5.4%	5.3%	4.8%	0.5%	
Medical & Dental			0.3%	0.3%	2.4%	2.4%	1.9%	1.9%	3.2%	0.8%	2.8%	2.3%	2.0%	0.3%	
Nursing & Midwifery			4.3%	4.3%	6.0%	6.0%	4.5%	4.5%	3.3%	3.3%	4.5%	4.7			



CHO 7 Absence Rate - by Staff Category & S38 Agency	Cheeverstown House	Kare, Newbridge, Co Kildare	Our Lady's Hospice & Care Services	Peamount Hospital (Newcastle)	Stewart's Hospital, (Palmerstown)	St. John of God Liffey Services	Total absence	Certified absence	Self-certified absence	COVID-19 absence
<b>CHO 7: S38 2020 overall</b>	<b>8.1%</b>	<b>6.4%</b>	<b>6.6%</b>	<b>6.9%</b>	<b>8.3%</b>	<b>6.5%</b>	<b>7.3%</b>	<b>5.0%</b>	<b>0.5%</b>	<b>1.8%</b>
<i>Medical &amp; Dental</i>	<i>0.0%</i>		<i>1.3%</i>	<i>8.7%</i>	<i>0.0%</i>	<i>1.8%</i>	<i>3.3%</i>	<i>1.1%</i>	<i>0.5%</i>	<i>1.7%</i>
<i>Nursing &amp; Midwifery</i>	<i>9.1%</i>	<i>6.2%</i>	<i>6.4%</i>	<i>8.5%</i>	<i>12.1%</i>	<i>6.4%</i>	<i>8.3%</i>	<i>5.4%</i>	<i>0.5%</i>	<i>2.4%</i>
<i>Health &amp; Social Care Professionals</i>	<i>3.2%</i>	<i>5.1%</i>	<i>5.5%</i>	<i>7.4%</i>	<i>3.2%</i>	<i>5.3%</i>	<i>5.0%</i>	<i>3.1%</i>	<i>0.3%</i>	<i>1.6%</i>
<i>Management &amp; Administrative</i>	<i>2.9%</i>	<i>1.9%</i>	<i>3.7%</i>	<i>2.9%</i>	<i>2.6%</i>	<i>3.8%</i>	<i>3.0%</i>	<i>2.3%</i>	<i>0.2%</i>	<i>0.5%</i>
<i>General Support</i>	<i>8.8%</i>	<i>0.0%</i>	<i>7.4%</i>	<i>6.1%</i>	<i>8.2%</i>	<i>7.9%</i>	<i>7.6%</i>	<i>5.6%</i>	<i>0.4%</i>	<i>1.6%</i>
<i>Patient &amp; Client Care</i>	<i>10.2%</i>	<i>7.7%</i>	<i>9.3%</i>	<i>6.9%</i>	<i>8.5%</i>	<i>7.9%</i>	<i>8.2%</i>	<i>5.9%</i>	<i>0.5%</i>	<i>1.8%</i>
<b>Total December:</b>	<b>7.5%</b>	<b>5.6%</b>	<b>6.4%</b>	<b>7.3%</b>	<b>7.4%</b>	<b>3.4%</b>	<b>6.2%</b>	<b>4.6%</b>	<b>0.6%</b>	<b>1.0%</b>
Medical & Dental	0.0%		0.2%	10.3%	0.0%	0.0%	2.7%		2.1%	0.7%
Nursing & Midwifery	7.8%	9.8%	4.5%	6.6%	7.5%	2.1%	5.9%	3.7%	0.7%	1.6%
Health & Social Care Professionals	2.6%	5.4%	3.9%	4.7%	4.6%	2.4%	3.4%	2.7%	0.2%	0.5%
Management & Administrative	0.0%	0.4%	3.3%	0.7%	1.7%	3.2%	1.8%	1.6%	0.1%	0.1%
General Support	17.0%	0.0%	10.4%	8.4%	1.6%	5.3%	7.8%	5.9%	0.6%	1.3%
Patient & Client Care	8.9%	5.9%	10.3%	8.8%	8.7%	4.6%	7.7%	6.0%	0.7%	1.1%
<b>Total November:</b>	<b>5.9%</b>	<b>6.3%</b>	<b>4.4%</b>	<b>4.9%</b>	<b>6.8%</b>	<b>3.8%</b>	<b>5.4%</b>	<b>4.1%</b>	<b>0.4%</b>	<b>0.9%</b>
Medical & Dental	0.0%		0.0%	18.4%	0.0%	0.0%	5.0%		3.1%	1.9%
Nursing & Midwifery	6.9%	6.5%	2.9%	3.9%	6.7%	2.6%	4.6%	3.3%	0.4%	0.9%
Health & Social Care Professionals	1.9%	6.6%	4.4%	3.7%	4.4%	3.2%	3.8%	2.5%	0.1%	1.2%
Management & Administrative	3.0%	0.8%	3.2%	0.6%	1.8%	5.4%	2.4%	2.1%	0.1%	0.2%
General Support	8.5%	0.0%	4.8%	6.0%	4.4%	4.1%	5.6%	4.5%	0.3%	0.9%
Patient & Client Care	5.9%	6.9%	8.2%	5.4%	7.7%	4.5%	6.6%	5.3%	0.5%	0.8%
<b>Total October:</b>	<b>7.5%</b>	<b>9.1%</b>	<b>5.8%</b>	<b>6.0%</b>	<b>7.9%</b>	<b>5.9%</b>	<b>7.0%</b>	<b>4.9%</b>	<b>0.6%</b>	<b>1.4%</b>
Medical & Dental	0.0%		1.5%	9.7%	0.0%	0.0%	3.6%	3.6%		
Nursing & Midwifery	8.4%	16.1%	4.3%	7.3%	10.0%	3.7%	7.1%	5.2%	0.8%	1.1%
Health & Social Care Professionals	2.6%	8.7%	6.7%	5.6%	3.9%	6.2%	6.0%	3.8%	0.2%	1.9%
Management & Administrative	2.1%	3.4%	1.9%	2.1%	2.7%	7.6%	3.1%	2.6%	0.2%	0.4%
General Support	14.0%	0.0%	7.7%	6.0%	9.8%	10.1%	8.9%	6.7%	0.6%	1.6%
Patient & Client Care	8.4%	9.2%	8.9%	6.0%	8.0%	5.7%	7.5%	5.3%	0.7%	1.6%
<b>Total September:</b>	<b>6.9%</b>	<b>6.7%</b>	<b>7.2%</b>	<b>4.2%</b>	<b>10.8%</b>	<b>4.3%</b>	<b>7.0%</b>	<b>5.3%</b>	<b>0.5%</b>	<b>1.2%</b>
Medical & Dental	0.0%		0.2%	3.1%	0.0%	0.0%	1.0%		0.2%	0.8%
Nursing & Midwifery	6.9%	6.1%	7.5%	4.2%	18.8%	3.0%	7.9%	6.3%	0.7%	0.9%
Health & Social Care Professionals	2.1%	6.2%	5.7%	4.8%	2.1%	4.5%	4.4%	2.7%	0.3%	1.4%
Management & Administrative	2.6%	3.1%	2.5%	2.7%	4.8%	5.5%	3.6%	3.4%	0.1%	0.1%
General Support	10.1%	0.0%	8.6%	6.2%	8.8%	6.5%	8.0%	6.5%	0.3%	1.2%
Patient & Client Care	9.5%	7.5%	10.3%	3.9%	10.7%	4.2%	7.9%	5.9%	0.6%	1.4%
<b>Total August:</b>	<b>7.1%</b>	<b>4.8%</b>	<b>6.4%</b>	<b>4.4%</b>	<b>8.0%</b>	<b>3.7%</b>	<b>5.9%</b>	<b>4.9%</b>	<b>0.4%</b>	<b>0.5%</b>
Medical & Dental	0.0%		0.2%	0.0%	0.0%	0.0%	0.1%		0.1%	
Nursing & Midwifery	7.1%	2.5%	7.1%	3.0%	17.8%	1.9%	7.2%	6.2%	0.6%	0.4%
Health & Social Care Professionals	4.1%	4.6%	3.8%	6.9%	2.1%	3.7%	4.1%	3.3%	0.2%	0.5%
Management & Administrative	3.5%	4.9%	4.1%	1.9%	2.3%	4.2%	3.3%	2.7%	0.2%	0.4%
General Support	8.8%	0.0%	8.6%	6.2%	5.6%	7.8%	7.2%	5.8%	0.4%	1.0%
Patient & Client Care	8.9%	5.2%	7.3%	4.7%	7.3%	3.8%	6.2%	5.2%	0.5%	0.4%
<b>Total July:</b>	<b>6.5%</b>	<b>5.4%</b>	<b>6.0%</b>	<b>4.7%</b>	<b>7.4%</b>	<b>5.9%</b>	<b>6.2%</b>	<b>5.3%</b>	<b>0.4%</b>	<b>0.4%</b>
Medical & Dental	0.0%		1.2%	0.0%	0.0%	0.0%	0.8%	0.8%		
Nursing & Midwifery	7.7%	2.1%	5.8%	4.8%	14.9%	2.6%	7.1%	6.3%	0.3%	0.5%
Health & Social Care Professionals	1.2%	6.1%	3.6%	6.0%	1.2%	4.2%	4.0%	3.3%	0.3%	0.4%
Management & Administrative	0.5%	1.9%	4.1%	3.6%	2.5%	0.5%	2.5%	2.3%	0.1%	0.1%
General Support	5.2%	0.0%	6.5%	6.7%	6.9%	7.2%	6.6%	5.2%	0.4%	1.0%
Patient & Client Care	9.2%	6.3%	9.5%	4.3%	6.9%	8.6%	7.2%	6.2%	0.5%	0.4%
<b>Total June:</b>	<b>6.1%</b>	<b>4.1%</b>	<b>6.8%</b>	<b>3.7%</b>	<b>7.5%</b>	<b>4.8%</b>	<b>5.7%</b>	<b>4.4%</b>	<b>0.4%</b>	<b>0.9%</b>
Medical & Dental	0.0%		0.0%	1.8%	0.0%	22.9%	1.3%			1.3%
Nursing & Midwifery	7.8%	2.0%	5.8%	5.4%	16.1%	4.3%	7.5%	5.7%	0.4%	1.3%
Health & Social Care Professionals	2.8%	2.5%	3.8%	6.2%	0.0%	3.1%	3.1%	2.1%	0.3%	0.7%
Management & Administrative	0.0%	1.2%	4.8%	2.1%	0.9%	0.2%	1.8%	1.6%	0.2%	
General Support	5.0%	0.0%	10.7%	5.1%	9.4%	6.2%	7.9%	6.1%	0.2%	1.6%
Patient & Client Care	7.2%	5.7%	9.4%	2.2%	6.8%	6.7%	6.1%	4.9%	0.5%	0.8%
<b>Total May:</b>	<b>12.4%</b>	<b>5.2%</b>	<b>7.8%</b>	<b>10.6%</b>	<b>8.5%</b>	<b>9.5%</b>	<b>9.0%</b>	<b>5.1%</b>	<b>0.2%</b>	<b>3.7%</b>
Medical & Dental	0.0%		0.0%	10.3%	0.0%	0.0%	3.5%	2.8%		0.8%
Nursing & Midwifery	15.8%	3.5%	9.4%	15.7%	14.3%	13.5%	13.0%	6.6%	0.3%	6.0%
Health & Social Care Professionals	4.2%	2.9%	5.1%	14.2%	1.7%	7.0%	6.2%	2.8%	0.2%	3.2%
Management & Administrative	3.5%	1.5%	5.9%	4.6%	1.0%	1.5%	3.0%	1.7%	0.2%	1.1%
General Support	6.3%	0.0%	8.2%	5.0%	8.6%	10.3%	7.8%	4.5%	0.2%	3.1%
Patient & Client Care	15.5%	7.1%	8.2%	9.5%	8.5%	11.1%	9.5%	5.8%	0.3%	3.4%
<b>Total April:</b>	<b>12.2%</b>	<b>8.2%</b>	<b>10.1%</b>	<b>20.4%</b>	<b>12.7%</b>	<b>22.9%</b>	<b>15.1%</b>	<b>6.3%</b>	<b>0.3%</b>	<b>8.5%</b>
Medical & Dental	0.0%		1.6%	59.5%	0.0%	0.0%	15.8%	2.7%		13.1%
Nursing & Midwifery	17.2%	12.4%	12.0%	33.0%	17.7%	27.3%	19.8%	7.2%	0.5%	12.1%
Health & Social Care Professionals	6.1%	3.9%	10.8%	19.4%	2.6%	15.2%	11.5%	4.2%	0.3%	7.0%
Management & Administrative	4.5%	1.0%	3.5%	3.7%	0.8%	10.7%	3.6%	1.3%	0.2%	2.1%
General Support	15.4%	0.0%	7.1%	10.8%	12.6%	18.9%	11.8%	6.0%	0.3%	5.6%
Patient & Client Care	10.3%	10.5%	13.4%	18.3%	13.5%	30.4%	16.6%	7.5%	0.4%	8.8%
<b>Total March:</b>	<b>12.0%</b>	<b>10.1%</b>	<b>8.7%</b>	<b>8.4%</b>	<b>13.3%</b>	<b>4.4%</b>	<b>9.4%</b>	<b>6.0%</b>	<b>0.4%</b>	<b>3.0%</b>
Medical & Dental	0.0%		10.8%	6.1%	0.0%	0.0%	8.4%	3.6%	0.3%	4.5%
Nursing & Midwifery	12.5%	8.9%	8.0%	10.3%	16.7%	4.1%	10.3%	6.6%	0.4%	3.3%
Health & Social Care Professionals	6.3%	6.0%	12.1%	8.5%	8.1%	4.5%	6.2%	3.5%	0.5%	2.3%
Management & Administrative	7.6%	3.4%	2.7%	4.0%	6.6%	2.3%	4.4%	1.9%	0.3%	2.1%
General Support	10.4%	0.0%	7.8%	6.0%	15.1%	4.9%	8.8%	6.5%	0.4%	2.0%
Patient & Client Care	15.3%	13.1%	11.4%	8.8%	13.4%	4.7%	11.1%	7.1%	0.5%	3.5%
<b>Total February:</b>	<b>6.5%</b>	<b>4.6%</b>	<b>5.0%</b>	<b>5.2%</b>	<b>4.9%</b>	<b>4.0%</b>	<b>4.9%</b>	<b>4.4%</b>	<b>0.5%</b>	
Medical & Dental	0.0%		0.0%	0.0%	0.0%	0.0%	0.0%			
Nursing & Midwifery	5.6%	2.6%	5.0%	4.5%	2.9%	4.8%	4.5%	3.9%	0.6%	
Health & Social Care Professionals	2.6%	4.5%	1.3%	4.7%	3.2%	3.7%	3.5%	3.0%	0.5%	
Management & Administrative	1.0%	0.5%	6.0%	5.4%	2.2%	2.3%	3.2%	3.1%	0.2%	
General Support	3.6%	0.0%	4.8%	5.1%	8.1%	4.2%	5.4%	5.0%	0.4%	
Patient & Client Care	11.1%	5.6%	7.3%	5.9%	5.4%	4.2%	5.8%	5.2%	0.6%	
<b>Total January:</b>	<b>6.7%</b>	<b>6.0%</b>	<b>4.6%</b>	<b>4.6%</b>	<b>5.3%</b>	<b>5.6%</b>	<b>5.4%</b>	<b>4.8%</b>	<b>0.6%</b>	
Medical & Dental	0.0%		0.0%	0.0%	0.0%	0.0%	0.0%			
Nursing & Midwifery	5.0%	1.5%	4.7%	3.7%	2.9%	5.9%	4.3%	3.6%	0.7%	
Health & Social Care Professionals	2.4%	3.3%	4.3%	2.0%	4.4%	5.6%	4.3%	3.5%	0.8%	
Management & Administrative	5.9%	1.6%	2.6%	3.5%	3.9%	1.9%	3.2%	2.9%	0.4%	
General Support	2.1%	0.0%	4.4%	2.5%	7.2%	10.6%	5.4%	5.0%	0.4%	
Patient & Client Care	12.2%	8.6%	6.7%	6.4%	5.7%	5.1%	6.7%	6.1%	0.6%	
<b>CHO 7: S38 2019 overall</b>	<b>5.5%</b>	<b>4.4%</b>	<b>4.3%</b>	<b>4.7%</b>	<b>4.6%</b>	<b>4.0%</b>	<b>4.6%</b>	<b>4.1%</b>	<b>0.5%</b>	
<i>Medical &amp; Dental</i>	<i>0.0%</i>		<i>0.8%</i>	<i>0.4%</i>	<i>0.0%</i>	<i>0.0%</i>	<i>0.6%</i>	<i>0.4%</i>	<i>0.2%</i>	
<i>Nursing &amp; Midwifery</i>	<i>4.7%</i>	<i>4.3%</i>	<i>3.3%</i>	<i>4.6%</i>	<i>4.2%</i>	<i>3.8%</i>	<i>4.1%</i>	<i>3.6%</i>	<i>0.5%</i>	
<i>Health &amp; Social Care Professionals</i>	<i>3.4%</i>	<i>3.8%</i>	<i>2.9%</i>	<i>3.6%</i>	<i>3.7%</i>	<i>3.5%</i>	<i>3.5%</i>	<i>3.0%</i>	<i>0.4%</i>	
<i>Management &amp; Administrative</i>	<i>4.3%</i>	<i>2.5%</i>	<i>5.3%</i>	<i>2.8%</i>	<i>3.7%</i>	<i>3.0%</i>	<i>3.7%</i>	<i>3.4%</i>	<i>0.3%</i>	
<i>General Support</i>	<i>7.5%</i>	<i>0.0%</i>	<i>6.0%</i>	<i>5.7%</i>	<i>3.8%</i>	<i>4.0%</i>	<i>5.1%</i>	<i>4.6%</i>	<i>0.4%</i>	
<i>Patient &amp; Client Care</i>	<i>7.4%</i>	<i>5.0%</i>	<i>5.4%</i>	<i>5.2%</i>	<i>5.5%</i>	<i>4.8%</i>	<i>5.5%</i>	<i>4.8%</i>	<i>0.5%</i>	