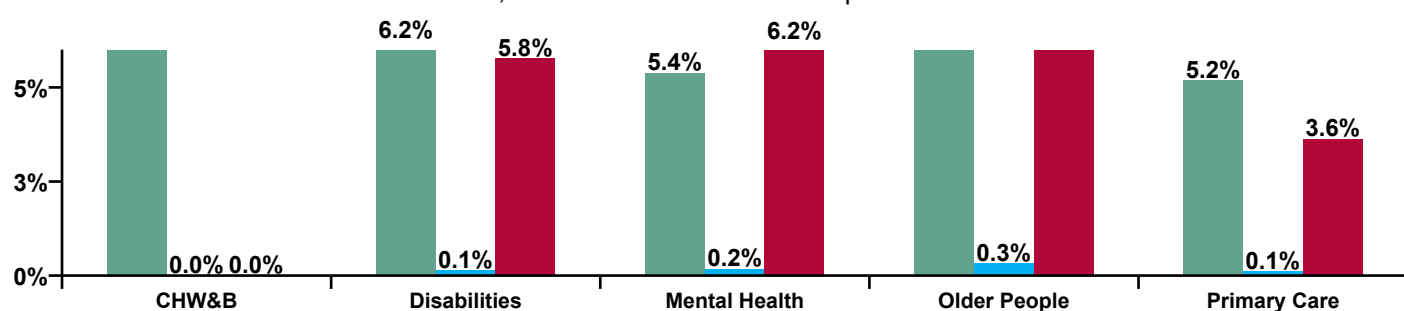


April 2020

| CHO 8 Absence Rate - by Staff Category: Apr 2020 | Certified absence | Self-certified absence | COVID-19 absence | Total absence rate | Certified | Self-certified | COVID-19 |
|--|-------------------|------------------------|------------------|--------------------|--------------|----------------|--------------|
| CHO 8 | 6.1% | 0.2% | 5.5% | 11.8% | 51.8% | 1.5% | 46.7% |
| Medical & Dental | 2.0% | 0.1% | 3.1% | 5.2% | 39.1% | 1.6% | 59.3% |
| Nursing & Midwifery | 5.8% | 0.2% | 7.2% | 13.2% | 44.0% | 1.4% | 54.6% |
| Health & Social Care Professionals | 4.5% | 0.1% | 3.4% | 7.9% | 56.4% | 1.0% | 42.5% |
| Management & Administrative | 4.4% | 0.1% | 2.4% | 6.9% | 63.6% | 2.1% | 34.3% |
| General Support | 8.3% | 0.1% | 5.1% | 13.5% | 61.6% | 0.4% | 38.0% |
| Patient & Client Care | 8.2% | 0.2% | 6.6% | 15.1% | 54.6% | 1.7% | 43.7% |

| CHO 8 Absence Rate - by Care Group: Apr 2020 | Certified absence | Self-certified absence | COVID-19 absence | Total absence rate | Certified | Self-certified | COVID-19 |
|--|-------------------|------------------------|------------------|--------------------|---------------|----------------|--------------|
| CHO 8 | 6.1% | 0.2% | 5.5% | 11.8% | 51.8% | 1.5% | 46.7% |
| Community Health & Wellbeing | 6.7% | | | 6.7% | 100.0% | 0.0% | 0.0% |
| Health Service Executive | 7.8% | 0.2% | 6.2% | 14.2% | 54.9% | 1.3% | 43.8% |
| Section 38 Voluntary Agencies | 5.7% | 0.1% | 5.6% | 11.4% | 49.8% | 1.1% | 49.2% |
| Disabilities | 6.2% | 0.1% | 5.8% | 12.1% | 51.4% | 1.1% | 47.5% |
| Older People | 7.6% | 0.3% | 6.6% | 14.5% | 52.6% | 2.2% | 45.2% |
| Mental Health | 5.4% | 0.2% | 6.2% | 11.8% | 45.7% | 1.6% | 52.8% |
| Primary Care | 5.2% | 0.1% | 3.6% | 8.9% | 58.1% | 1.2% | 40.7% |

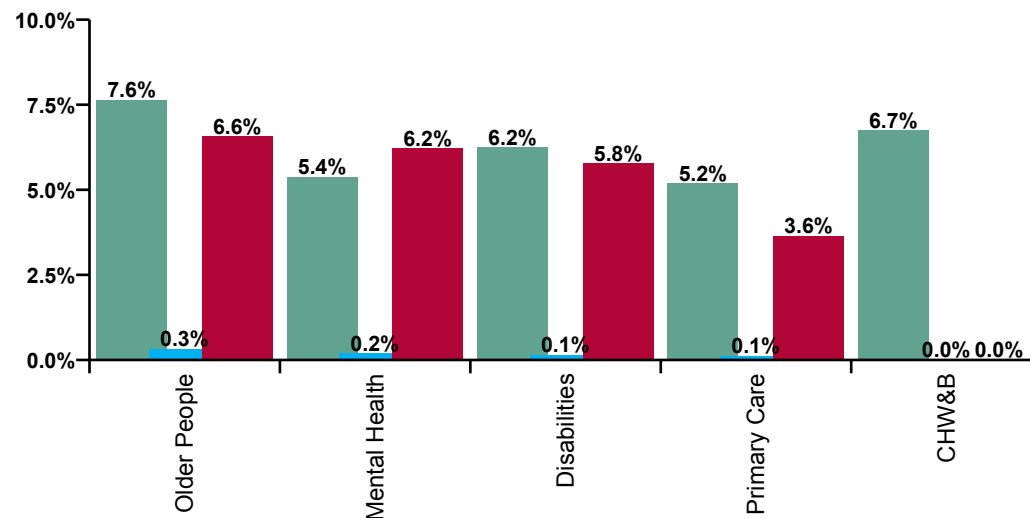
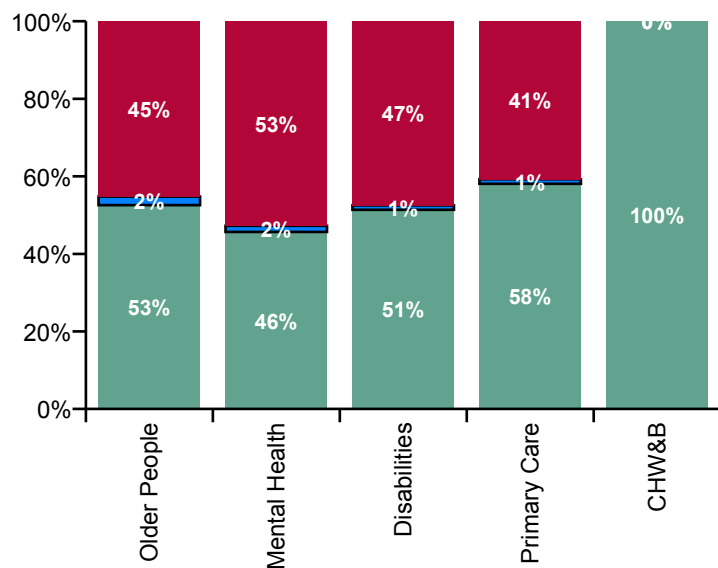
Certified, self-certified & COVID-19: Apr 2020



Legend

| |
|------------------------|
| Certified absence |
| Self-certified absence |
| COVID-19 absence |

| CHO 8 Overall Absence Rate - by Care Group & Staff Category: Apr 2020 | Medical & Dental | Nursing & Midwifery | Health & Social Care Professionals | Management & Administrative | General Support | Patient & Client Care | Certified absence | Self-certified absence | COVID-19 absence | Total absence |
|---|------------------|---------------------|------------------------------------|-----------------------------|-----------------|-----------------------|-------------------|------------------------|------------------|---------------|
| CHO 8 | 5.2% | 13.2% | 7.9% | 6.9% | 13.5% | 15.1% | 6.1% | 0.2% | 5.5% | 11.8% |
| Community Health & Wellbeing | | | 0.0% | 7.0% | | | 6.7% | | | 6.7% |
| Health Service Executive | 0.0% | 18.0% | 7.6% | 5.4% | 25.8% | 16.9% | 7.8% | 0.2% | 6.2% | 14.2% |
| Section 38 Voluntary Agencies | 0.0% | 14.4% | 6.5% | 5.1% | 16.2% | 13.0% | 5.7% | 0.1% | 5.6% | 11.4% |
| Disabilities | 0.0% | 15.6% | 6.7% | 5.3% | 17.5% | 13.9% | 6.2% | 0.1% | 5.8% | 12.1% |
| Older People | 1.5% | 14.0% | 8.1% | 6.6% | 5.4% | 17.2% | 7.6% | 0.3% | 6.6% | 14.5% |
| Mental Health | 8.5% | 11.9% | 8.1% | 9.1% | 16.2% | 16.4% | 5.4% | 0.2% | 6.2% | 11.8% |
| Primary Care | 3.1% | 11.3% | 9.7% | 7.0% | 14.8% | 10.9% | 5.2% | 0.1% | 3.6% | 8.9% |



Certified absence

Self-certified absence

COVID-19 absence

CHO 8 Absence Rate - by Care Group, Staff Category & Absence type: Apr 2020

| Community Health & Wellbeing by Staff Category Apr 2020 | Certified absence | Self-certified absence | COVID-19 absence | Total absence | Certified | Self-certified | COVID-19 |
|---|-------------------|------------------------|------------------|---------------|---------------|----------------|-------------|
| Total | 6.7% | 0.0% | 0.0% | 6.7% | 100.0% | 0.0% | 0.0% |

| Disabilities by Staff Category Apr 2020 | Certified absence | Self-certified absence | COVID-19 absence | Total absence | Certified | Self-certified | COVID-19 |
|---|-------------------|------------------------|------------------|---------------|--------------|----------------|--------------|
| Total | 6.2% | 0.1% | 5.8% | 12.1% | 51.4% | 1.1% | 47.5% |
| Medical & Dental | | | | 0.0% | | | |
| Nursing & Midwifery | 6.7% | 0.1% | 8.7% | 15.6% | 43.1% | 1.0% | 55.9% |
| Health & Social Care Professionals | 4.0% | 0.1% | 2.6% | 6.7% | 59.9% | 1.0% | 39.0% |
| Management & Administrative | 4.1% | 0.1% | 1.1% | 5.3% | 77.6% | 1.3% | 21.1% |
| General Support | 10.7% | 0.0% | 6.9% | 17.5% | 60.7% | 0.0% | 39.3% |
| Patient & Client Care | 7.2% | 0.2% | 6.5% | 13.9% | 51.7% | 1.4% | 47.0% |

| Older People by Staff Category Apr 2020 | Certified absence | Self-certified absence | COVID-19 absence | Total absence | Certified | Self-certified | COVID-19 |
|---|-------------------|------------------------|------------------|---------------|--------------|----------------|--------------|
| Total | 7.6% | 0.3% | 6.6% | 14.5% | 52.6% | 2.2% | 45.2% |
| Medical & Dental | 0.0% | 0.0% | 1.5% | 1.5% | 0.0% | 0.0% | 100.0% |
| Nursing & Midwifery | 5.4% | 0.3% | 8.2% | 14.0% | 38.9% | 2.3% | 58.7% |
| Health & Social Care Professionals | 4.4% | 0.0% | 3.7% | 8.1% | 54.8% | 0.0% | 45.2% |
| Management & Administrative | 4.1% | 0.1% | 2.4% | 6.6% | 61.7% | 2.2% | 36.0% |
| General Support | 3.4% | 0.0% | 2.1% | 5.4% | 61.5% | 0.0% | 38.5% |
| Patient & Client Care | 10.0% | 0.4% | 6.9% | 17.2% | 57.9% | 2.3% | 39.8% |

| Mental Health by Staff Category Apr 2020 | Certified absence | Self-certified absence | COVID-19 absence | Total absence | Certified | Self-certified | COVID-19 |
|--|-------------------|------------------------|------------------|---------------|--------------|----------------|--------------|
| Total | 5.4% | 0.2% | 6.2% | 11.8% | 45.7% | 1.6% | 52.8% |
| Medical & Dental | 4.0% | 0.1% | 4.5% | 8.5% | 46.6% | 0.6% | 52.8% |
| Nursing & Midwifery | 4.3% | 0.2% | 7.4% | 11.9% | 36.0% | 1.9% | 62.2% |
| Health & Social Care Professionals | 5.1% | 0.0% | 3.0% | 8.1% | 62.4% | 0.0% | 37.6% |
| Management & Administrative | 5.0% | 0.2% | 3.9% | 9.1% | 54.3% | 2.7% | 43.1% |
| General Support | 11.0% | 0.2% | 5.0% | 16.2% | 68.0% | 1.1% | 30.9% |
| Patient & Client Care | 8.3% | 0.2% | 7.8% | 16.4% | 50.8% | 1.5% | 47.7% |

| Primary Care by Staff Category Apr 2020 | Certified absence | Self-certified absence | COVID-19 absence | Total absence | Certified | Self-certified | COVID-19 |
|---|-------------------|------------------------|------------------|---------------|--------------|----------------|--------------|
| Total | 5.2% | 0.1% | 3.6% | 8.9% | 58.1% | 1.2% | 40.7% |
| Medical & Dental | 0.8% | 0.1% | 2.2% | 3.1% | 25.3% | 3.4% | 71.2% |
| Nursing & Midwifery | 7.1% | 0.1% | 4.1% | 11.3% | 63.0% | 0.6% | 36.4% |
| Health & Social Care Professionals | 4.9% | 0.1% | 4.7% | 9.7% | 50.6% | 1.4% | 48.0% |
| Management & Administrative | 4.3% | 0.2% | 2.5% | 7.0% | 61.5% | 2.3% | 36.2% |
| General Support | 6.8% | 0.0% | 8.0% | 14.8% | 46.0% | 0.0% | 54.0% |
| Patient & Client Care | 7.2% | 0.0% | 3.7% | 10.9% | 66.0% | 0.0% | 34.0% |

| CHO 8 Absence Rate - by Staff Category & Care Group | CHW&B | HSE | S38 | Disabilities | Older People | Mental Health | Primary Care | Total absence | Certified absence | Self-certified absence | COVID-19 absence |
|---|-------------|--------------|--------------|--------------|--------------|---------------|--------------|---------------|-------------------|------------------------|------------------|
| CHO 8: 2020 overall | 4.0% | 11.1% | 6.6% | 7.8% | 10.9% | 8.9% | 7.5% | 8.5% | 6.0% | 0.4% | 2.1% |
| Medical & Dental | | 0.0% | 0.0% | 0.0% | 1.1% | 6.2% | 2.4% | 3.8% | 2.2% | 0.2% | 1.4% |
| Nursing & Midwifery | 3.8% | 13.3% | 7.2% | 9.1% | 9.7% | 8.5% | 9.2% | 9.0% | 5.9% | 0.5% | 2.6% |
| Health & Social Care Professionals | 0.0% | 8.1% | 5.4% | 6.0% | 5.0% | 8.5% | 7.0% | 6.6% | 4.7% | 0.3% | 1.6% |
| Management & Administrative | 4.3% | 6.7% | 4.6% | 5.6% | 6.7% | 8.2% | 7.3% | 7.0% | 5.5% | 0.4% | 1.1% |
| General Support | | 18.4% | 9.2% | 10.5% | 3.2% | 11.7% | 9.1% | 8.8% | 6.6% | 0.3% | 1.9% |
| Patient & Client Care | | 12.1% | 7.0% | 8.2% | 13.2% | 11.9% | 9.3% | 10.2% | 7.4% | 0.5% | 2.3% |
| Total April: | 6.7% | 14.2% | 11.4% | 12.1% | 14.5% | 11.8% | 8.9% | 11.8% | 6.1% | 0.2% | 5.5% |
| Medical & Dental | | 0.0% | 0.0% | 0.0% | 1.5% | 8.5% | 3.1% | 5.2% | 2.0% | 0.1% | 3.1% |
| Nursing & Midwifery | | 18.0% | 14.4% | 15.6% | 14.0% | 11.9% | 11.3% | 13.2% | 5.8% | 0.2% | 7.2% |
| Health & Social Care Professionals | 0.0% | 7.6% | 6.5% | 6.7% | 8.1% | 8.1% | 9.7% | 7.9% | 4.5% | 0.1% | 3.4% |
| Management & Administrative | 7.0% | 5.4% | 5.1% | 5.3% | 6.6% | 9.1% | 7.0% | 6.9% | 4.4% | 0.1% | 2.4% |
| General Support | | 25.8% | 16.2% | 17.5% | 5.4% | 16.2% | 14.8% | 13.5% | 8.3% | 0.1% | 5.1% |
| Patient & Client Care | | 16.9% | 13.0% | 13.9% | 17.2% | 16.4% | 10.9% | 15.1% | 8.2% | 0.2% | 6.6% |
| Total March: | 6.4% | 11.9% | 5.9% | 7.2% | 11.0% | 10.2% | 8.5% | 8.7% | 5.8% | 0.4% | 2.6% |
| Medical & Dental | | 0.0% | 0.0% | 0.0% | 2.9% | 8.4% | 4.1% | 5.7% | 3.1% | 0.2% | 2.4% |
| Nursing & Midwifery | 11.7% | 15.2% | 5.3% | 8.1% | 10.9% | 9.2% | 9.8% | 9.3% | 5.8% | 0.4% | 3.1% |
| Health & Social Care Professionals | 0.0% | 8.7% | 5.7% | 6.1% | 6.2% | 12.1% | 8.5% | 7.5% | 4.6% | 0.2% | 2.7% |
| Management & Administrative | 6.6% | 8.4% | 5.8% | 6.8% | 8.5% | 9.7% | 7.7% | 7.9% | 5.8% | 0.2% | 1.9% |
| General Support | | 23.0% | 6.0% | 7.9% | 4.9% | 10.1% | 9.7% | 8.0% | 5.5% | 0.4% | 2.1% |
| Patient & Client Care | | 11.9% | 6.3% | 7.5% | 12.3% | 13.6% | 11.5% | 9.6% | 6.8% | 0.5% | 2.4% |
| Total February: | 0.4% | 8.9% | 4.0% | 5.3% | 8.7% | 6.7% | 5.6% | 6.3% | 5.7% | 0.6% | |
| Medical & Dental | | 0.0% | 0.0% | 0.0% | 0.0% | 4.5% | 0.6% | 2.1% | 1.7% | 0.3% | |
| Nursing & Midwifery | 0.0% | 10.0% | 4.1% | 5.8% | 6.9% | 5.8% | 6.8% | 6.2% | 5.6% | 0.6% | |
| Health & Social Care Professionals | 0.0% | 7.1% | 4.1% | 4.7% | 3.6% | 7.5% | 4.2% | 4.9% | 4.4% | 0.5% | |
| Management & Administrative | 0.5% | 6.5% | 4.0% | 5.2% | 4.7% | 7.2% | 7.1% | 6.2% | 5.7% | 0.5% | |
| General Support | | 12.2% | 5.2% | 6.3% | 0.4% | 9.9% | 2.4% | 5.4% | 5.1% | 0.3% | |
| Patient & Client Care | | 9.7% | 3.8% | 5.2% | 11.2% | 9.2% | 7.2% | 7.6% | 7.0% | 0.6% | |
| Total January: | 0.0% | 9.3% | 5.1% | 6.4% | 9.1% | 6.8% | 6.7% | 7.1% | 6.5% | 0.6% | |
| Medical & Dental | | 0.0% | 0.0% | 0.0% | 0.0% | 3.0% | 1.5% | 2.0% | 1.9% | 0.2% | |
| Nursing & Midwifery | 0.0% | 9.6% | 5.0% | 6.5% | 6.6% | 6.7% | 8.6% | 7.1% | 6.4% | 0.7% | |
| Health & Social Care Professionals | | 9.1% | 5.4% | 6.2% | 1.6% | 6.3% | 5.2% | 5.8% | 5.3% | 0.4% | |
| Management & Administrative | 0.0% | 6.4% | 2.2% | 4.5% | 6.9% | 6.6% | 7.5% | 6.7% | 6.2% | 0.5% | |
| General Support | | 14.3% | 9.9% | 10.7% | 1.8% | 10.6% | 9.5% | 8.1% | 7.6% | 0.5% | |
| Patient & Client Care | | 9.8% | 5.0% | 6.3% | 11.7% | 8.4% | 7.4% | 8.4% | 7.8% | 0.7% | |
| CHO 8: 2019 overall | | 8.0% | 4.0% | 5.0% | 7.9% | 5.7% | 5.4% | 5.8% | 5.2% | 0.6% | |
| Medical & Dental | | 0.4% | 0.8% | 0.5% | 0.1% | 1.2% | 1.4% | 1.3% | 1.1% | 0.2% | |
| Nursing & Midwifery | | 8.9% | 3.6% | 5.2% | 7.3% | 6.0% | 7.6% | 6.4% | 5.6% | 0.7% | |
| Health & Social Care Professionals | | 6.6% | 4.5% | 4.9% | 2.1% | 4.6% | 4.1% | 4.6% | 4.2% | 0.4% | |
| Management & Administrative | | 4.7% | 2.5% | 3.5% | 4.8% | 5.4% | 4.9% | 4.7% | 4.3% | 0.4% | |
| General Support | | 4.4% | 5.3% | 5.2% | 4.7% | 8.0% | 5.4% | 5.9% | 5.5% | 0.4% | |
| Patient & Client Care | | 8.9% | 3.9% | 5.2% | 9.3% | 7.2% | 6.8% | 6.7% | 6.1% | 0.6% | |

| CHO 8 Absence Rate - by Staff Category & S38 Agency | Muiriosa Foundation, Laois/Offaly | Muiriosa Foundation, Longford/Westmeath | Muiriosa Foundation, South Kildare | St. John of God, Drumcar | Total absence | Certified absence | Self-certified absence | COVID-19 absence |
|---|-----------------------------------|---|------------------------------------|--------------------------|---------------|-------------------|------------------------|------------------|
| CHO 8: S38 2020 overall | 5.6% | 4.4% | 6.2% | 8.1% | 6.6% | 4.4% | 0.3% | 1.9% |
| <i>Medical & Dental</i> | | | | 0.0% | 0.0% | | | |
| <i>Nursing & Midwifery</i> | 5.6% | 4.4% | 6.7% | 7.9% | 7.2% | 4.1% | 0.3% | 2.8% |
| <i>Health & Social Care Professionals</i> | 4.6% | 4.8% | 6.0% | 6.5% | 5.4% | 4.0% | 0.3% | 1.1% |
| <i>Management & Administrative</i> | 7.6% | 3.9% | 3.3% | 4.5% | 4.6% | 3.7% | 0.3% | 0.5% |
| <i>General Support</i> | 1.5% | 3.2% | 7.0% | 12.7% | 9.2% | 7.3% | 0.2% | 1.7% |
| <i>Patient & Client Care</i> | 6.3% | 4.1% | 6.8% | 8.6% | 7.0% | 4.6% | 0.4% | 2.0% |
| Total April: | 9.1% | 5.2% | 9.9% | 15.4% | 11.4% | 5.7% | 0.1% | 5.6% |
| Medical & Dental | | | | 0.0% | 0.0% | | | |
| Nursing & Midwifery | 8.5% | 5.5% | 13.3% | 16.5% | 14.4% | 4.8% | 0.2% | 9.4% |
| Health & Social Care Professionals | 4.1% | 4.8% | 6.3% | 11.5% | 6.5% | 3.8% | 0.1% | 2.6% |
| Management & Administrative | 2.9% | 7.8% | 5.5% | 4.5% | 5.1% | 3.8% | 0.1% | 1.3% |
| General Support | 0.0% | 14.4% | 7.1% | 25.1% | 16.2% | 11.1% | | 5.2% |
| Patient & Client Care | 14.1% | 5.0% | 12.4% | 15.7% | 13.0% | 6.9% | 0.1% | 5.9% |
| Total March: | 6.3% | 4.9% | 5.8% | 6.2% | 5.9% | 3.9% | 0.3% | 1.6% |
| Medical & Dental | | | | 0.0% | 0.0% | | | |
| Nursing & Midwifery | 4.9% | 1.9% | 6.0% | 5.5% | 5.3% | 3.5% | 0.4% | 1.4% |
| Health & Social Care Professionals | 6.6% | 5.9% | 5.5% | 3.9% | 5.7% | 4.0% | 0.3% | 1.4% |
| Management & Administrative | 12.6% | 2.3% | 4.2% | 5.0% | 5.8% | 4.7% | 0.4% | 0.7% |
| General Support | 0.0% | 0.0% | 5.6% | 8.8% | 6.0% | 4.1% | 0.4% | 1.4% |
| Patient & Client Care | 6.0% | 4.8% | 6.4% | 7.1% | 6.3% | 3.8% | 0.4% | 2.0% |
| Total February: | 3.1% | 3.1% | 4.0% | 4.7% | 4.0% | 3.6% | 0.4% | |
| Medical & Dental | | | | 0.0% | 0.0% | | | |
| Nursing & Midwifery | 2.4% | 5.9% | 3.6% | 4.4% | 4.1% | 3.8% | 0.3% | |
| Health & Social Care Professionals | 3.3% | 4.3% | 5.7% | 2.8% | 4.1% | 3.6% | 0.5% | |
| Management & Administrative | 8.9% | 1.7% | 0.8% | 6.6% | 4.0% | 3.7% | 0.3% | |
| General Support | 1.4% | 0.0% | 8.0% | 4.3% | 5.2% | 5.2% | | |
| Patient & Client Care | 2.5% | 2.1% | 2.8% | 5.4% | 3.8% | 3.4% | 0.4% | |
| Total January: | 3.4% | 4.0% | 5.1% | 6.1% | 5.1% | 4.7% | 0.5% | |
| Medical & Dental | | | | 0.0% | 0.0% | | | |
| Nursing & Midwifery | 7.9% | 5.9% | 2.1% | 5.0% | 5.0% | 4.5% | 0.5% | |
| Health & Social Care Professionals | 3.1% | 3.5% | 6.7% | 7.9% | 5.4% | 4.9% | 0.5% | |
| Management & Administrative | 1.6% | 4.9% | 1.7% | 1.8% | 2.2% | 1.6% | 0.6% | |
| General Support | 7.2% | 0.0% | 8.2% | 12.2% | 9.9% | 9.8% | 0.2% | |
| Patient & Client Care | 2.4% | 4.2% | 5.0% | 6.2% | 5.0% | 4.5% | 0.5% | |
| CHO 8: S38 2019 overall | 3.0% | 4.0% | 4.5% | 4.1% | 4.0% | 3.6% | 0.4% | |
| <i>Medical & Dental</i> | | | | 0.8% | 0.8% | | 0.8% | |
| <i>Nursing & Midwifery</i> | 5.9% | 3.3% | 6.1% | 2.8% | 3.6% | 3.3% | 0.3% | |
| <i>Health & Social Care Professionals</i> | 2.6% | 4.5% | 5.2% | 5.9% | 4.5% | 4.2% | 0.3% | |
| <i>Management & Administrative</i> | 1.3% | 2.3% | 3.5% | 2.2% | 2.5% | 2.1% | 0.4% | |
| <i>General Support</i> | 0.3% | 2.4% | 5.5% | 5.9% | 5.3% | 4.9% | 0.4% | |
| <i>Patient & Client Care</i> | 2.8% | 4.0% | 3.3% | 4.4% | 3.9% | 3.5% | 0.4% | |