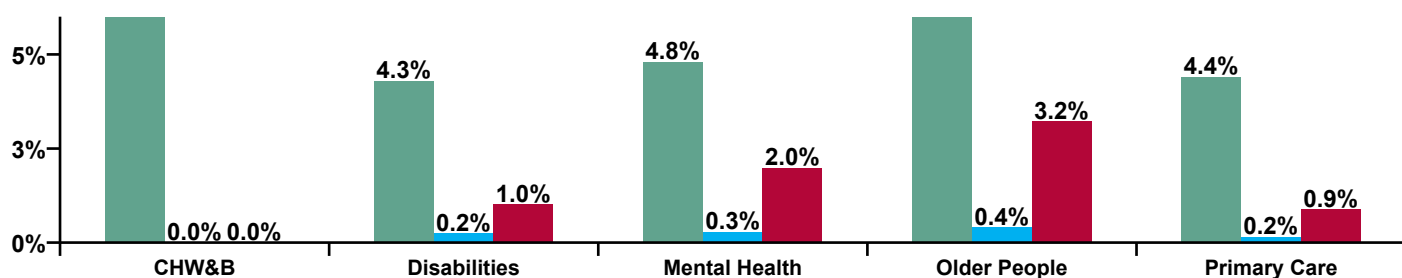


## December 2020

CHO 8 Absence Rate - by Staff Category: Dec 2020	Certified absence	Self-certified absence	COVID-19 absence	Total absence rate	Certified	Self-certified	COVID-19
<b>CHO 8</b>	<b>4.9%</b>	<b>0.3%</b>	<b>1.6%</b>	<b>6.8%</b>	<b>72.6%</b>	<b>3.8%</b>	<b>23.6%</b>
Medical & Dental	1.4%	0.2%	0.2%	1.7%	77.9%	11.8%	10.2%
Nursing & Midwifery	6.4%	0.3%	2.0%	8.7%	73.5%	3.7%	22.8%
Health & Social Care Professionals	3.5%	0.1%	0.7%	4.3%	81.5%	3.1%	15.4%
Management & Administrative	4.1%	0.2%	0.5%	4.8%	86.6%	3.4%	10.0%
General Support	5.0%	0.3%	1.4%	6.7%	74.5%	3.9%	21.6%
Patient & Client Care	5.0%	0.3%	2.3%	7.7%	65.6%	4.0%	30.4%

CHO 8 Absence Rate - by Care Group: Dec 2020	Certified absence	Self-certified absence	COVID-19 absence	Total absence rate	Certified	Self-certified	COVID-19
<b>CHO 8</b>	<b>4.9%</b>	<b>0.3%</b>	<b>1.6%</b>	<b>6.8%</b>	<b>72.6%</b>	<b>3.8%</b>	<b>23.6%</b>
<b>Community Health &amp; Wellbeing</b>	<b>7.8%</b>			<b>7.8%</b>	<b>100.0%</b>	<b>0.0%</b>	<b>0.0%</b>
Health Service Executive	7.9%	0.3%	1.8%	10.0%	78.8%	3.2%	17.9%
Section 38 Voluntary Agencies	2.9%	0.2%	0.7%	3.9%	75.8%	5.5%	18.8%
<b>Disabilities</b>	<b>4.3%</b>	<b>0.2%</b>	<b>1.0%</b>	<b>5.6%</b>	<b>77.3%</b>	<b>4.4%</b>	<b>18.3%</b>
<b>Older People</b>	<b>6.7%</b>	<b>0.4%</b>	<b>3.2%</b>	<b>10.3%</b>	<b>64.9%</b>	<b>3.9%</b>	<b>31.2%</b>
<b>Mental Health</b>	<b>4.8%</b>	<b>0.3%</b>	<b>2.0%</b>	<b>7.1%</b>	<b>67.9%</b>	<b>4.0%</b>	<b>28.1%</b>
<b>Primary Care</b>	<b>4.4%</b>	<b>0.2%</b>	<b>0.9%</b>	<b>5.5%</b>	<b>80.8%</b>	<b>2.9%</b>	<b>16.3%</b>

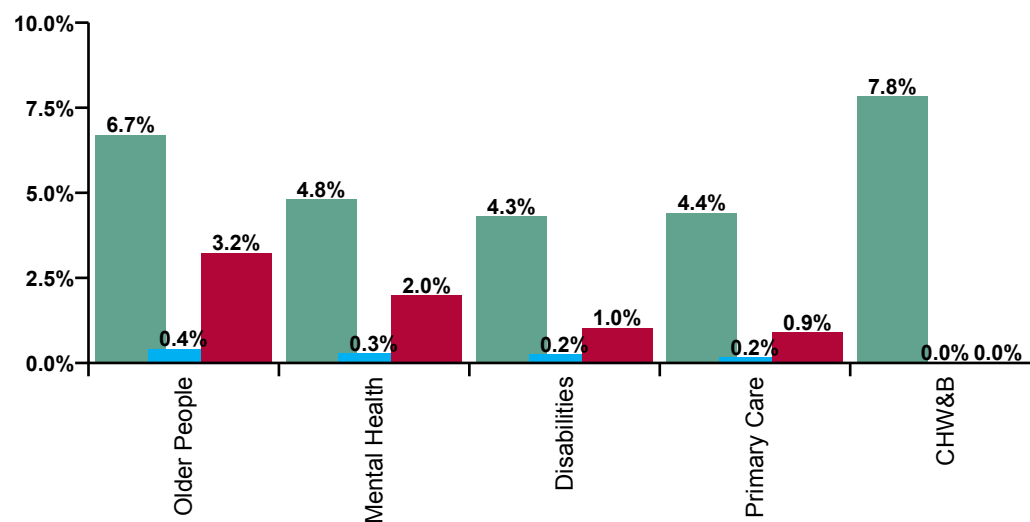
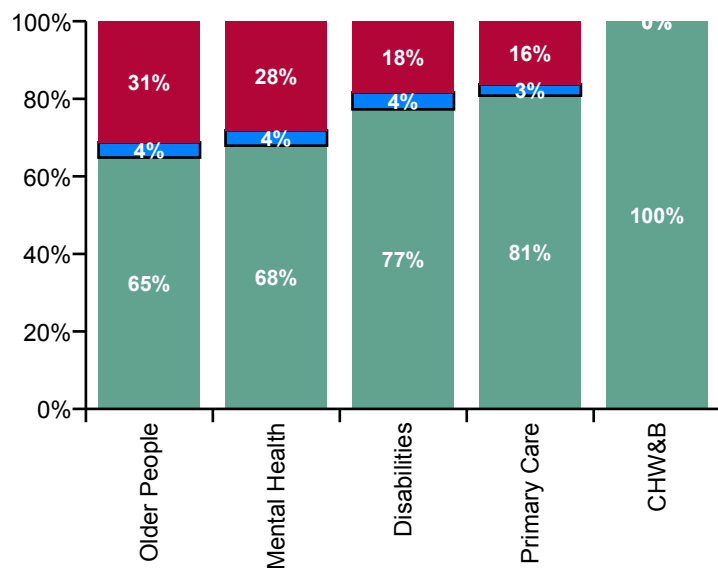
Certified, self-certified & COVID-19: Dec 2020



Legend

Certified absence
Self-certified absence
COVID-19 absence

CHO 8 Overall Absence Rate - by Care Group & Staff Category: Dec 2020	Medical & Dental	Nursing & Midwifery	Health & Social Care Professionals	Management & Administrative	General Support	Patient & Client Care	Certified absence	Self-certified absence	COVID-19 absence	Total absence
<b>CHO 8</b>	<b>1.7%</b>	<b>8.7%</b>	<b>4.3%</b>	<b>4.8%</b>	<b>6.7%</b>	<b>7.7%</b>	<b>4.9%</b>	<b>0.3%</b>	<b>1.6%</b>	<b>6.8%</b>
<b>Community Health &amp; Wellbeing</b>			<b>57.8%</b>	<b>5.0%</b>			<b>7.8%</b>			<b>7.8%</b>
Health Service Executive	0.0%	11.1%	5.9%	8.3%	10.0%	11.6%	7.9%	0.3%	1.8%	10.0%
Section 38 Voluntary Agencies	0.0%	5.6%	3.0%	3.7%	2.0%	4.0%	2.9%	0.2%	0.7%	3.9%
<b>Disabilities</b>	<b>0.0%</b>	<b>7.9%</b>	<b>3.6%</b>	<b>5.9%</b>	<b>3.0%</b>	<b>5.9%</b>	<b>4.3%</b>	<b>0.2%</b>	<b>1.0%</b>	<b>5.6%</b>
<b>Older People</b>	<b>0.0%</b>	<b>10.9%</b>	<b>5.5%</b>	<b>4.3%</b>	<b>6.0%</b>	<b>11.7%</b>	<b>6.7%</b>	<b>0.4%</b>	<b>3.2%</b>	<b>10.3%</b>
<b>Mental Health</b>	<b>1.8%</b>	<b>8.3%</b>	<b>5.7%</b>	<b>5.2%</b>	<b>9.3%</b>	<b>7.5%</b>	<b>4.8%</b>	<b>0.3%</b>	<b>2.0%</b>	<b>7.1%</b>
<b>Primary Care</b>	<b>1.8%</b>	<b>8.1%</b>	<b>4.6%</b>	<b>4.3%</b>	<b>10.6%</b>	<b>5.4%</b>	<b>4.4%</b>	<b>0.2%</b>	<b>0.9%</b>	<b>5.5%</b>



Certified absence

Self-certified absence

COVID-19 absence

## CHO 8 Absence Rate - by Care Group, Staff Category & Absence type: Dec 2020

Community Health & Wellbeing by Staff Category Dec 2020	Certified absence	Self-certified absence	COVID-19 absence	Total absence	Certified	Self-certified	COVID-19
<b>Total</b>	<b>7.8%</b>	<b>0.0%</b>	<b>0.0%</b>	<b>7.8%</b>	<b>100.0%</b>	<b>0.0%</b>	<b>0.0%</b>

Disabilities by Staff Category Dec 2020	Certified absence	Self-certified absence	COVID-19 absence	Total absence	Certified	Self-certified	COVID-19
<b>Total</b>	<b>4.3%</b>	<b>0.2%</b>	<b>1.0%</b>	<b>5.6%</b>	<b>77.3%</b>	<b>4.4%</b>	<b>18.3%</b>
Medical & Dental				<b>0.0%</b>			
Nursing & Midwifery	6.8%	0.4%	0.7%	<b>7.9%</b>	86.5%	4.6%	9.0%
Health & Social Care Professionals	2.9%	0.1%	0.5%	<b>3.6%</b>	81.8%	3.7%	14.5%
Management & Administrative	5.4%	0.2%	0.3%	<b>5.9%</b>	92.0%	2.9%	5.1%
General Support	1.5%	0.4%	1.2%	<b>3.0%</b>	49.2%	12.2%	38.6%
Patient & Client Care	4.1%	0.3%	1.5%	<b>5.9%</b>	70.3%	4.5%	25.2%

Older People by Staff Category Dec 2020	Certified absence	Self-certified absence	COVID-19 absence	Total absence	Certified	Self-certified	COVID-19
<b>Total</b>	<b>6.7%</b>	<b>0.4%</b>	<b>3.2%</b>	<b>10.3%</b>	<b>64.9%</b>	<b>3.9%</b>	<b>31.2%</b>
Medical & Dental				<b>0.0%</b>			
Nursing & Midwifery	6.8%	0.4%	3.7%	<b>10.9%</b>	62.2%	3.8%	33.9%
Health & Social Care Professionals	5.2%	0.3%	0.0%	<b>5.5%</b>	93.7%	6.3%	0.0%
Management & Administrative	3.9%	0.2%	0.3%	<b>4.3%</b>	89.1%	4.8%	6.1%
General Support	4.9%	0.4%	0.7%	<b>6.0%</b>	82.4%	5.9%	11.7%
Patient & Client Care	7.4%	0.4%	3.8%	<b>11.7%</b>	63.5%	3.7%	32.8%

Mental Health by Staff Category Dec 2020	Certified absence	Self-certified absence	COVID-19 absence	Total absence	Certified	Self-certified	COVID-19
<b>Total</b>	<b>4.8%</b>	<b>0.3%</b>	<b>2.0%</b>	<b>7.1%</b>	<b>67.9%</b>	<b>4.0%</b>	<b>28.1%</b>
Medical & Dental	1.6%	0.2%	0.0%	<b>1.8%</b>	90.5%	9.5%	0.0%
Nursing & Midwifery	6.0%	0.3%	2.0%	<b>8.3%</b>	72.2%	4.0%	23.9%
Health & Social Care Professionals	3.7%	0.2%	1.8%	<b>5.7%</b>	64.9%	4.3%	30.9%
Management & Administrative	4.6%	0.1%	0.6%	<b>5.2%</b>	88.2%	1.0%	10.8%
General Support	6.2%	0.2%	2.9%	<b>9.3%</b>	66.8%	2.0%	31.1%
Patient & Client Care	3.1%	0.4%	3.9%	<b>7.5%</b>	42.1%	5.3%	52.6%

Primary Care by Staff Category Dec 2020	Certified absence	Self-certified absence	COVID-19 absence	Total absence	Certified	Self-certified	COVID-19
<b>Total</b>	<b>4.4%</b>	<b>0.2%</b>	<b>0.9%</b>	<b>5.5%</b>	<b>80.8%</b>	<b>2.9%</b>	<b>16.3%</b>
Medical & Dental	1.3%	0.2%	0.3%	<b>1.8%</b>	69.1%	13.4%	17.5%
Nursing & Midwifery	6.3%	0.2%	1.6%	<b>8.1%</b>	77.9%	2.4%	19.6%
Health & Social Care Professionals	4.0%	0.1%	0.5%	<b>4.6%</b>	87.4%	1.5%	11.1%
Management & Administrative	3.5%	0.2%	0.6%	<b>4.3%</b>	81.4%	4.4%	14.2%
General Support	10.6%	0.0%	0.0%	<b>10.6%</b>	100.0%	0.0%	0.0%
Patient & Client Care	4.2%	0.1%	1.0%	<b>5.4%</b>	79.3%	2.0%	18.8%

CHO 8 Absence Rate - by Staff Category & Care Group	CHW&B	HSE	S38	Disabilities	Older People	Mental Health	Primary Care	Total absence	Certified absence	Self-certified absence	COVID-19 absence
CHO 8: 2020 overall	4.7%	10.5%	5.4%	6.7%	10.2%	7.6%	6.0%	7.4%	5.4%	0.3%	1.6%
Medical & Dental		0.0%	0.0%	0.0%	0.5%	3.9%	2.0%	2.7%	1.8%	0.1%	0.7%
Nursing & Midwifery	3.8%	11.6%	5.5%	7.3%	9.0%	7.9%	8.1%	8.0%	5.8%	0.4%	1.9%
Health & Social Care Professionals	6.6%	6.2%	4.9%	5.2%	5.2%	5.6%	5.2%	5.2%	4.1%	0.2%	1.0%
Management & Administrative	4.6%	5.5%	3.2%	4.3%	5.0%	6.2%	5.5%	5.3%	4.4%	0.2%	0.7%
General Support		18.7%	5.9%	7.6%	4.7%	8.7%	7.1%	7.1%	5.4%	0.3%	1.4%
Patient & Client Care		12.9%	5.8%	7.5%	12.5%	11.1%	7.0%	9.4%	6.8%	0.4%	2.2%
Total December:	7.8%	10.0%	3.9%	5.6%	10.3%	7.1%	5.5%	6.8%	4.9%	0.3%	1.6%
Medical & Dental		0.0%	0.0%	0.0%	0.0%	1.8%	1.8%	1.7%	1.4%	0.2%	0.2%
Nursing & Midwifery		11.1%	5.6%	7.9%	10.9%	8.3%	8.1%	8.7%	6.4%	0.3%	2.0%
Health & Social Care Professionals	57.8%	5.9%	3.0%	3.6%	5.5%	5.7%	4.6%	4.3%	3.5%	0.1%	0.7%
Management & Administrative	5.0%	8.3%	3.7%	5.9%	4.3%	5.2%	4.3%	4.8%	4.1%	0.2%	0.5%
General Support		10.0%	2.0%	3.0%	6.0%	9.3%	10.6%	6.7%	5.0%	0.3%	1.4%
Patient & Client Care		11.6%	4.0%	5.9%	11.7%	7.5%	5.4%	7.7%	5.0%	0.3%	2.3%
Total November:	4.2%	9.2%	4.0%	5.4%	9.6%	5.9%	4.6%	6.1%	4.4%	0.3%	1.5%
Medical & Dental		0.0%	0.0%	0.0%	0.0%	3.5%	1.9%	2.4%	2.2%	0.0%	0.2%
Nursing & Midwifery		8.4%	3.5%	5.0%	9.5%	7.1%	6.7%	6.9%	5.1%	0.3%	1.5%
Health & Social Care Professionals	2.9%	3.7%	2.8%	3.0%	4.8%	3.1%	3.7%	3.3%	2.7%	0.1%	0.4%
Management & Administrative	4.2%	7.3%	2.7%	5.0%	3.6%	4.0%	4.0%	4.2%	3.5%	0.3%	0.4%
General Support		12.2%	6.2%	7.0%	6.6%	6.6%	5.2%	6.6%	4.6%	0.3%	1.6%
Patient & Client Care		12.7%	4.9%	6.8%	11.1%	7.1%	5.0%	8.0%	5.1%	0.3%	2.6%
Total October:	2.0%	11.2%	4.7%	6.5%	10.7%	6.7%	6.1%	7.2%	5.3%	0.3%	1.6%
Medical & Dental		0.0%	0.0%	0.0%	0.0%	1.5%	2.2%	1.9%	1.4%	0.0%	0.4%
Nursing & Midwifery		11.0%	4.7%	6.7%	8.5%	7.8%	7.9%	7.6%	5.6%	0.3%	1.7%
Health & Social Care Professionals	2.8%	7.2%	5.1%	5.6%	3.2%	4.3%	5.7%	5.4%	4.3%	0.2%	0.9%
Management & Administrative	2.0%	6.6%	2.5%	4.4%	5.2%	4.6%	5.4%	5.0%	4.2%	0.2%	0.6%
General Support		14.3%	6.2%	7.2%	8.6%	4.9%	9.8%	7.2%	5.3%	0.3%	1.5%
Patient & Client Care		14.3%	4.5%	7.1%	13.6%	10.2%	7.5%	9.4%	6.6%	0.3%	2.5%
Total September:	2.1%	10.8%	4.4%	6.1%	10.1%	8.3%	5.7%	7.2%	5.5%	0.3%	1.4%
Medical & Dental		0.0%	0.0%	0.0%	0.0%	4.5%	2.3%	3.1%	2.0%	0.1%	0.9%
Nursing & Midwifery		12.1%	4.9%	7.1%	8.6%	10.2%	8.0%	8.5%	6.2%	0.4%	2.0%
Health & Social Care Professionals	0.0%	4.3%	5.6%	5.3%	3.2%	4.5%	4.3%	4.8%	4.0%	0.1%	0.6%
Management & Administrative	2.2%	2.4%	3.1%	2.7%	5.4%	4.0%	5.4%	4.6%	4.1%	0.2%	0.4%
General Support		10.2%	1.0%	2.1%	8.5%	9.5%	8.5%	6.9%	6.1%	0.1%	0.7%
Patient & Client Care		15.6%	3.9%	6.9%	12.3%	10.5%	6.4%	8.8%	6.6%	0.4%	1.8%
Total August:	2.6%	11.2%	4.2%	5.7%	8.7%	7.0%	5.4%	6.4%	5.5%	0.3%	0.6%
Medical & Dental		0.0%	0.0%	0.0%	0.0%	2.1%	2.0%	2.0%	1.5%	0.1%	0.4%
Nursing & Midwifery		11.7%	3.7%	5.9%	7.2%	7.0%	6.9%	6.7%	5.8%	0.3%	0.6%
Health & Social Care Professionals	0.0%	4.8%	5.3%	5.2%	7.9%	4.8%	3.8%	4.8%	4.5%	0.1%	0.2%
Management & Administrative	2.8%	3.4%	3.1%	3.2%	2.7%	6.7%	5.8%	4.9%	4.7%	0.1%	0.1%
General Support		34.9%	0.8%	4.3%	7.8%	8.8%	4.5%	6.5%	4.9%	0.4%	1.3%
Patient & Client Care		15.1%	4.2%	6.4%	10.5%	11.4%	7.1%	8.1%	6.6%	0.3%	1.1%
Total July:	6.9%	10.2%	4.7%	6.2%	8.5%	6.1%	4.8%	6.3%	5.3%	0.3%	0.7%
Medical & Dental		0.0%	0.0%	0.0%	0.0%	1.3%	1.4%	1.3%	1.2%	0.0%	0.1%
Nursing & Midwifery		10.3%	4.1%	5.9%	7.3%	6.0%	7.6%	6.6%	5.6%	0.4%	0.6%
Health & Social Care Professionals	0.0%	5.4%	5.1%	5.2%	4.4%	3.3%	3.4%	4.3%	3.8%	0.2%	0.4%
Management & Administrative	7.2%	5.6%	1.0%	3.2%	2.5%	5.3%	3.8%	3.9%	3.4%	0.2%	0.2%
General Support		35.5%	0.8%	6.1%	3.3%	6.0%	5.2%	5.2%	3.9%	0.3%	1.1%
Patient & Client Care		12.9%	5.6%	7.5%	10.8%	12.8%	5.7%	9.0%	7.3%	0.4%	1.3%
Total June:	7.1%	8.6%	4.3%	5.4%	9.1%	6.1%	4.8%	6.1%	4.9%	0.3%	1.0%
Medical & Dental		0.0%	0.0%	0.0%	0.0%	1.5%	1.2%	1.3%	1.0%	0.1%	0.2%
Nursing & Midwifery		9.2%	2.9%	4.8%	7.1%	6.3%	7.1%	6.2%	5.1%	0.4%	0.7%
Health & Social Care Professionals	0.0%	4.8%	4.4%	4.5%	8.0%	3.1%	3.9%	4.2%	3.6%	0.1%	0.5%
Management & Administrative	7.6%	3.4%	0.4%	1.9%	3.6%	4.8%	4.0%	3.8%	3.3%	0.1%	0.3%
General Support		18.2%	3.7%	5.6%	2.4%	5.4%	2.2%	4.3%	3.6%	0.2%	0.5%
Patient & Client Care		11.3%	5.4%	6.9%	11.7%	12.0%	6.2%	8.9%	6.7%	0.4%	1.8%
Total May:	6.3%	10.0%	7.9%	8.4%	11.8%	8.4%	5.5%	8.4%	5.5%	0.3%	2.7%
Medical & Dental		0.0%	0.0%	0.0%	2.3%	5.0%	2.0%	3.1%	2.4%	0.1%	0.7%
Nursing & Midwifery		11.5%	7.5%	8.7%	10.0%	8.7%	8.4%	8.9%	5.6%	0.2%	3.0%
Health & Social Care Professionals	0.0%	5.4%	5.9%	5.8%	6.1%	4.8%	5.2%	5.5%	3.8%	0.1%	1.6%
Management & Administrative	6.7%	2.7%	3.1%	2.9%	5.6%	6.7%	4.1%	4.5%	3.4%	0.1%	1.0%
General Support		12.0%	12.5%	12.4%	1.5%	7.1%	1.4%	6.7%	5.2%	0.2%	1.2%
Patient & Client Care		13.1%	9.3%	10.2%	14.9%	14.2%	6.2%	11.9%	7.5%	0.4%	3.9%
Total April:	6.7%	14.2%	11.4%	12.1%	14.5%	11.8%	8.9%	11.8%	6.1%	0.2%	5.5%
Medical & Dental		0.0%	0.0%	0.0%	1.5%	8.5%	3.1%	5.2%	2.0%	0.1%	3.1%
Nursing & Midwifery		18.0%	14.4%	15.6%	14.0%	11.9%	11.3%	13.2%	5.8%	0.2%	7.2%
Health & Social Care Professionals	0.0%	7.6%	6.5%	6.7%	8.1%	8.1%	9.7%	7.9%	4.5%	0.1%	3.4%
Management & Administrative	7.0%	5.4%	5.1%	5.3%	6.6%	9.1%	7.0%	6.9%	4.4%	0.1%	2.4%
General Support		25.8%	16.2%	17.5%	5.4%	16.2%	14.8%	13.5%	8.3%	0.1%	5.1%
Patient & Client Care		16.9%	13.0%	13.9%	17.2%	16.4%	10.9%	15.1%	8.2%	0.2%	6.6%
Total March:	6.4%	11.9%	5.9%	7.2%	11.0%	10.2%	8.5%	8.7%	5.8%	0.4%	2.6%
Medical & Dental		0.0%	0.0%	0.0%	2.9%	8.4%	4.1%	5.7%	3.1%	0.2%	2.4%
Nursing & Midwifery	11.7%	15.2%	5.3%	8.1%	10.9%	9.2%	9.8%	9.3%	5.8%	0.4%	3.1%
Health & Social Care Professionals	0.0%	8.7%	5.7%	6.1%	6.2%	12.1%	8.5%	7.5%	4.6%	0.2%	2.7%
Management & Administrative	6.6%	8.4%	5.8%	6.8%	8.5%	9.7%	7.7%	7.9%	5.8%	0.2%	1.9%
General Support		23.0%	6.0%	7.9%	4.9%	10.1%	9.7%	8.0%	5.5%	0.4%	2.1%
Patient & Client Care		11.9%	6.3%	7.5%	12.3%	13.6%	11.5%	9.6%	6.8%	0.5%	2.4%
Total February:	0.4%	8.9%	4.0%	5.3%	8.7%	6.7%	5.6%	6.3%	5.7%	0.6%	
Medical & Dental		0.0%	0.0%	0.0%	0.0%	4.5%	0.6%	2.1%	1.7%	0.3%	
Nursing & Midwifery	0.0%	10.0%	4.1%	5.8%	6.9%	5.8%	6.8%	6.2%	5.6%	0.6%	
Health & Social Care Professionals	0.0%	7.1%	4.1%	4.7%	3.6%	7.5%	4.2%	4.9%	4.4%	0.5%	
Management & Administrative	0.5%	6.5%	4.0%	5.2%	4.7%	7.2%	7.1%	6.2%	5.7%	0.5%	
General Support		12.2%	5.2%	6.3%	0.4%	9.9%	2.4%	5.4%	5.1%	0.3%	
Patient & Client Care		9.7%	3.8%	5.2%	11.2%	9.2%	7.2%	7.6%	7.0%	0.6%	
Total January:	0.0%	9.3%	5.1%	6.4%	9.1%	6.8%	6.7%	7.1%	6.5%	0.6%	
Medical & Dental		0.0%	0.0%	0.0%	0.0%	3.0%	1.5%	2.0%	1.9%	0.2%	
Nursing & Midwifery	0.0%	9.6%	5.0%	6.5%	6.6%	6.7%	8.6%	7.1%	6.4%	0.7%	
Health & Social Care Professionals		9.1%	5.4%	6.2%	1.6%	6.3%	5.2%	5.8%	5.3%	0.4%	
Management & Administrative	0.0%	6.4%	2.2%	4.5%	6.9%	6.6%	7.5%	6.7%	6.2%	0.5%	
General Support		14.3%	9.9%	10.7%	1.8%	10.6%	9.5%	8.1%	7.6%	0.5%	
Patient & Client Care		9.8%	5.0%	6.3%	11.7%	8.4%	7.4%	8.4%	7.8%	0.7%	
CHO 8: 2019 overall		8.0%	4.0%	5.0%	7.9%	5.7%	5.4%	5.8%	5.2%	0.6%	
Medical & Dental		0.4%	0.8%	0.5%	0.1%	1.2%	1.4%	1.3%	1.1%	0.2%	
Nursing & Midwifery		8.9%	3.6%	5.2%	7.3%	6.0%	7.6%	6.4%	5.6%	0.7%	
Health & Social Care Professionals		6.6%	4.5%	4.9%	2.1%	4.6%	4.1%	4.6%	4.2%	0.4%	
Management & Administrative		4.7%	2.5%	3.5%	4.8%	5.4%	4.9%	4.7%	4.3%	0.4%	
General Support		4.4%	5.3%	5.2%	4.7%	8.0%	5.4%	5.9%	5.5%	0.4%	
Patient & Client Care		8.9%	3.9%	5.2%	9.3%	7.2%	6.8%	6.7%	6.1%	0.6%	

CHO 8 Absence Rate - by Staff Category & S38 Agency	Muiriosa Foundation, Laois/Offaly	Muiriosa Foundation, Longford/Westmeath	Muiriosa Foundation, South Kildare	St. John of God, Drumcar	Total absence	Certified absence	Self-certified absence	COVID-19 absence
CHO 8: S38 2020 overall	5.3%	3.5%	5.5%	6.1%	5.4%	3.9%	0.2%	1.2%
Medical & Dental				0.0%	0.0%			
Nursing & Midwifery	5.8%	2.5%	4.4%	5.9%	5.5%	3.6%	0.3%	1.6%
Health & Social Care Professionals	5.2%	4.0%	5.7%	4.8%	4.9%	3.9%	0.2%	0.8%
Management & Administrative	6.0%	2.0%	2.4%	2.7%	3.2%	2.7%	0.2%	0.3%
General Support	0.7%	4.4%	4.0%	8.1%	5.9%	4.6%	0.3%	1.0%
Patient & Client Care	5.2%	3.3%	6.6%	6.7%	5.8%	4.2%	0.3%	1.4%
Total December:	3.8%	2.3%	3.7%	4.8%	3.9%	2.9%	0.2%	0.7%
Medical & Dental				0.0%	0.0%			
Nursing & Midwifery	6.4%	1.6%	1.5%	7.2%	5.6%	4.0%	0.4%	1.1%
Health & Social Care Professionals	4.8%	2.4%	2.9%	1.6%	3.0%	2.4%	0.1%	0.5%
Management & Administrative	8.9%	2.1%	3.6%	0.0%	3.7%	3.7%	0.1%	
General Support	0.0%	0.0%	3.0%	1.9%	2.0%	1.7%	0.3%	
Patient & Client Care	1.6%	2.4%	5.0%	5.3%	4.0%	2.9%	0.2%	0.9%
Total November:	3.7%	1.6%	4.4%	4.9%	4.0%	2.9%	0.2%	1.0%
Medical & Dental				0.0%	0.0%			
Nursing & Midwifery	5.7%	0.6%	1.3%	3.7%	3.5%	2.6%	0.2%	0.8%
Health & Social Care Professionals	3.4%	1.3%	4.3%	2.1%	2.8%	2.1%	0.2%	0.5%
Management & Administrative	7.0%	0.0%	3.1%	0.4%	2.7%	2.6%	0.1%	
General Support	0.0%	0.0%	2.5%	10.0%	6.2%	4.3%	0.3%	1.7%
Patient & Client Care	2.8%	2.1%	5.9%	6.3%	4.9%	3.3%	0.2%	1.4%
Total October:	4.9%	2.3%	3.9%	5.9%	4.7%	3.4%	0.2%	1.0%
Medical & Dental				0.0%	0.0%			
Nursing & Midwifery	3.8%	2.0%	1.3%	5.7%	4.7%	3.2%	0.3%	1.3%
Health & Social Care Professionals	5.5%	3.3%	5.7%	6.2%	5.1%	3.8%	0.3%	1.0%
Management & Administrative	9.0%	0.1%	0.0%	1.9%	2.5%	2.5%	0.0%	
General Support	1.6%	0.0%	0.4%	11.6%	6.2%	5.0%	0.7%	0.5%
Patient & Client Care	4.3%	1.9%	4.5%	5.8%	4.5%	3.3%	0.2%	1.0%
Total September:	5.6%	3.5%	3.5%	4.7%	4.4%	3.4%	0.2%	0.8%
Medical & Dental				0.0%	0.0%			
Nursing & Midwifery	5.3%	0.4%	1.8%	5.8%	4.9%	3.7%	0.3%	1.0%
Health & Social Care Professionals	7.6%	4.2%	5.0%	5.4%	5.6%	4.6%	0.0%	0.9%
Management & Administrative	3.6%	1.1%	2.1%	5.2%	3.1%	3.0%	0.0%	
General Support	0.0%	0.0%	0.3%	1.8%	1.0%	0.8%	0.2%	
Patient & Client Care	4.6%	3.6%	3.7%	3.9%	3.9%	2.9%	0.2%	0.8%
Total August:	5.3%	2.9%	4.4%	4.2%	4.2%	3.8%	0.2%	0.2%
Medical & Dental				0.0%	0.0%			
Nursing & Midwifery	6.9%	0.0%	3.2%	3.4%	3.7%	3.2%	0.2%	0.3%
Health & Social Care Professionals	6.3%	4.0%	5.3%	5.5%	5.3%	5.0%	0.1%	0.1%
Management & Administrative	7.3%	1.3%	1.7%	2.7%	3.1%	3.0%	0.2%	
General Support	0.3%	0.0%	0.0%	1.9%	0.8%		0.8%	
Patient & Client Care	3.7%	2.6%	5.1%	4.8%	4.2%	3.7%	0.2%	0.3%
Total July:	4.4%	3.0%	4.5%	5.7%	4.7%	4.3%	0.2%	0.2%
Medical & Dental				0.0%	0.0%			
Nursing & Midwifery	6.4%	2.3%	0.8%	4.5%	4.1%	3.7%	0.3%	
Health & Social Care Professionals	4.3%	3.8%	7.3%	4.9%	5.1%	4.7%	0.2%	0.2%
Management & Administrative	4.1%	0.0%	0.2%	0.3%	1.0%	0.9%	0.1%	
General Support	0.0%	1.2%	0.0%	1.3%	0.8%	0.5%	0.3%	
Patient & Client Care	3.9%	2.9%	5.3%	7.5%	5.6%	5.1%	0.2%	0.2%
Total June:	4.1%	3.5%	6.7%	3.6%	4.3%	3.6%	0.2%	0.6%
Medical & Dental				0.0%	0.0%			
Nursing & Midwifery	3.3%	0.0%	3.7%	2.9%	2.9%	2.3%	0.2%	0.5%
Health & Social Care Professionals	3.7%	4.0%	8.2%	1.3%	4.4%	3.7%	0.1%	0.6%
Management & Administrative	0.5%	0.0%	0.7%	0.0%	0.4%	0.1%	0.0%	0.3%
General Support	0.0%	19.6%	1.1%	3.6%	3.7%	3.7%		
Patient & Client Care	5.3%	3.3%	8.7%	4.9%	5.4%	4.5%	0.2%	0.8%
Total May:	9.0%	5.6%	9.5%	7.4%	7.9%	5.0%	0.2%	2.7%
Medical & Dental				0.0%	0.0%			
Nursing & Midwifery	8.6%	4.8%	9.0%	7.1%	7.5%	4.2%	0.1%	3.2%
Health & Social Care Professionals	7.5%	5.8%	5.6%	4.6%	5.9%	3.7%	0.1%	2.2%
Management & Administrative	0.0%	3.2%	4.2%	3.8%	3.1%	2.0%		1.0%
General Support	0.0%	23.2%	10.7%	14.1%	12.5%	9.9%	0.1%	2.5%
Patient & Client Care	11.6%	5.3%	13.5%	8.1%	9.3%	6.0%	0.3%	3.0%
Total April:	9.1%	5.2%	9.9%	15.4%	11.4%	5.7%	0.1%	5.6%
Medical & Dental				0.0%	0.0%			
Nursing & Midwifery	8.5%	5.5%	13.3%	16.5%	14.4%	4.8%	0.2%	9.4%
Health & Social Care Professionals	4.1%	4.8%	6.3%	11.5%	6.5%	3.8%	0.1%	2.6%
Management & Administrative	2.9%	7.8%	5.5%	4.5%	5.1%	3.8%	0.1%	1.3%
General Support	0.0%	14.4%	7.1%	25.1%	16.2%	11.1%		5.2%
Patient & Client Care	14.1%	5.0%	12.4%	15.7%	13.0%	6.9%	0.1%	5.9%
Total March:	6.3%	4.9%	5.8%	6.2%	5.9%	3.9%	0.3%	1.6%
Medical & Dental				0.0%	0.0%			
Nursing & Midwifery	4.9%	1.9%	6.0%	5.5%	5.3%	3.5%	0.4%	1.4%
Health & Social Care Professionals	6.6%	5.9%	5.5%	3.9%	5.7%	4.0%	0.3%	1.4%
Management & Administrative	12.6%	2.3%	4.2%	5.0%	5.8%	4.7%	0.4%	0.7%
General Support	0.0%	0.0%	5.6%	8.8%	6.0%	4.1%	0.4%	1.4%
Patient & Client Care	6.0%	4.8%	6.4%	7.1%	6.3%	3.8%	0.4%	2.0%
Total February:	3.1%	3.1%	4.0%	4.7%	4.0%	3.6%	0.4%	
Medical & Dental				0.0%	0.0%			
Nursing & Midwifery	2.4%	5.9%	3.6%	4.4%	4.1%	3.8%	0.3%	
Health & Social Care Professionals	3.3%	4.3%	5.7%	2.8%	4.1%	3.6%	0.5%	
Management & Administrative	8.9%	1.7%	0.8%	6.6%	4.0%	3.7%	0.3%	
General Support	1.4%	0.0%	8.0%	4.3%	5.2%	5.2%		
Patient & Client Care	2.5%	2.1%	2.8%	5.4%	3.8%	3.4%	0.4%	
Total January:	3.4%	4.0%	5.1%	6.1%	5.1%	4.7%	0.5%	
Medical & Dental				0.0%	0.0%			
Nursing & Midwifery	7.9%	5.9%	2.1%	5.0%	5.0%	4.5%	0.5%	
Health & Social Care Professionals	3.1%	3.5%	6.7%	7.9%	5.4%	4.9%	0.5%	
Management & Administrative	1.6%	4.9%	1.7%	1.8%	2.2%	1.6%	0.6%	
General Support	7.2%	0.0%	8.2%	12.2%	9.9%	9.8%	0.2%	
Patient & Client Care	2.4%	4.2%	5.0%	6.2%	5.0%	4.5%	0.5%	
CHO 8: S38 2019 overall	3.0%	4.0%	4.5%	4.1%	4.0%	3.6%	0.4%	
Medical & Dental				0.8%	0.8%		0.8%	
Nursing & Midwifery	5.9%	3.3%	6.1%	2.8%	3.6%	3.3%	0.3%	
Health & Social Care Professionals	2.6%	4.5%	5.2%	5.9%	4.5%	4.2%	0.3%	
Management & Administrative	1.3%	2.3%	3.5%	2.2%	2.5%	2.1%	0.4%	
General Support	0.3%	2.4%	5.5%	5.9%	5.3%	4.9%	0.4%	
Patient & Client Care	2.8%	4.0%	3.3%	4.4%	3.9%	3.5%	0.4%	