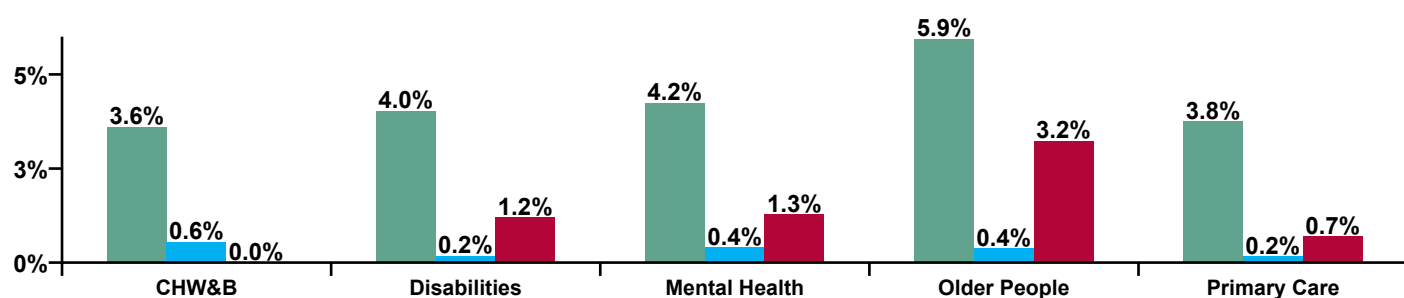


November 2020

CHO 8 Absence Rate - by Staff Category: Nov 2020	Certified absence	Self-certified absence	COVID-19 absence	Total absence rate	Certified	Self-certified	COVID-19
CHO 8	4.4%	0.3%	1.5%	6.1%	71.6%	4.3%	24.1%
Medical & Dental	2.2%	0.0%	0.2%	2.4%	90.7%	1.7%	7.5%
Nursing & Midwifery	5.1%	0.3%	1.5%	6.9%	74.0%	4.6%	21.3%
Health & Social Care Professionals	2.7%	0.1%	0.4%	3.3%	82.7%	4.3%	13.0%
Management & Administrative	3.5%	0.3%	0.4%	4.2%	83.6%	6.6%	9.8%
General Support	4.6%	0.3%	1.6%	6.6%	70.3%	4.6%	25.1%
Patient & Client Care	5.1%	0.3%	2.6%	8.0%	64.1%	3.5%	32.4%

CHO 8 Absence Rate - by Care Group: Nov 2020	Certified absence	Self-certified absence	COVID-19 absence	Total absence rate	Certified	Self-certified	COVID-19
CHO 8	4.4%	0.3%	1.5%	6.1%	71.6%	4.3%	24.1%
Community Health & Wellbeing	3.6%	0.6%		4.2%	86.7%	13.3%	0.0%
Health Service Executive	7.3%	0.2%	1.7%	9.2%	78.8%	2.6%	18.5%
Section 38 Voluntary Agencies	2.9%	0.2%	1.0%	4.0%	70.8%	4.0%	25.2%
Disabilities	4.0%	0.2%	1.2%	5.4%	74.5%	3.4%	22.2%
Older People	5.9%	0.4%	3.2%	9.6%	62.2%	4.0%	33.8%
Mental Health	4.2%	0.4%	1.3%	5.9%	71.6%	6.8%	21.6%
Primary Care	3.8%	0.2%	0.7%	4.6%	81.3%	3.5%	15.2%

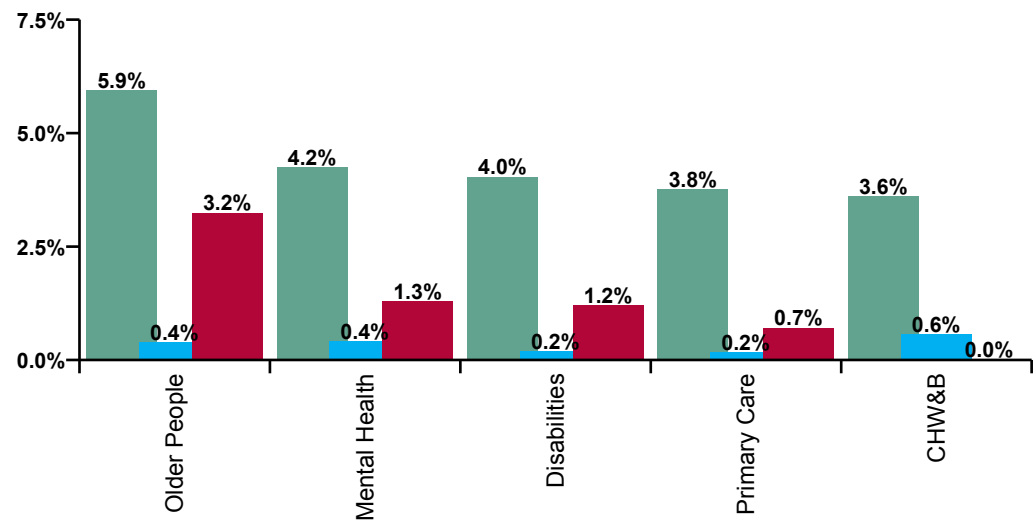
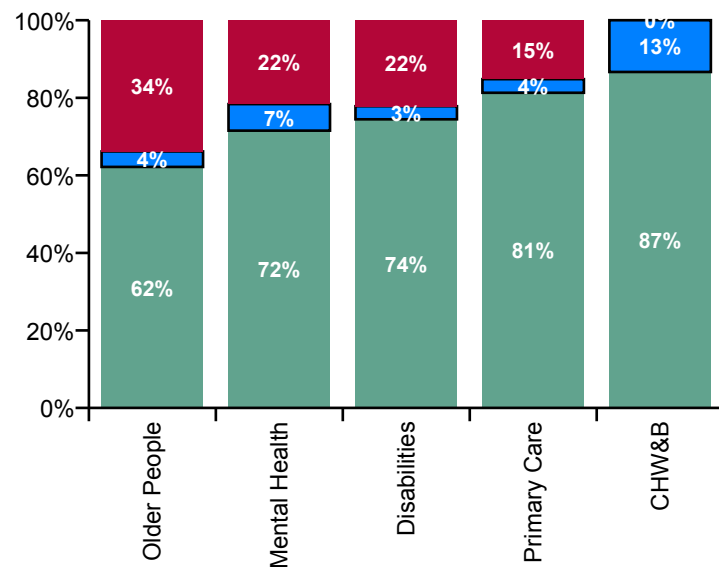
Certified, self-certified & COVID-19: Nov 2020



Legend

Certified absence
Self-certified absence
COVID-19 absence

CHO 8 Overall Absence Rate - by Care Group & Staff Category: Nov 2020	Medical & Dental	Nursing & Midwifery	Health & Social Care Professionals	Management & Administrative	General Support	Patient & Client Care	Certified absence	Self-certified absence	COVID-19 absence	Total absence
CHO 8	2.4%	6.9%	3.3%	4.2%	6.6%	8.0%	4.4%	0.3%	1.5%	6.1%
Community Health & Wellbeing			2.9%	4.2%			3.6%	0.6%		4.2%
Health Service Executive	0.0%	8.4%	3.7%	7.3%	12.2%	12.7%	7.3%	0.2%	1.7%	9.2%
Section 38 Voluntary Agencies	0.0%	3.5%	2.8%	2.7%	6.2%	4.9%	2.9%	0.2%	1.0%	4.0%
Disabilities	0.0%	5.0%	3.0%	5.0%	7.0%	6.8%	4.0%	0.2%	1.2%	5.4%
Older People	0.0%	9.5%	4.8%	3.6%	6.6%	11.1%	5.9%	0.4%	3.2%	9.6%
Mental Health	3.5%	7.1%	3.1%	4.0%	6.6%	7.1%	4.2%	0.4%	1.3%	5.9%
Primary Care	1.9%	6.7%	3.7%	4.0%	5.2%	5.0%	3.8%	0.2%	0.7%	4.6%



Certified absence

Self-certified absence

COVID-19 absence

CHO 8 Absence Rate - by Care Group, Staff Category & Absence type: Nov 2020

Community Health & Wellbeing by Staff Category Nov 2020	Certified absence	Self-certified absence	COVID-19 absence	Total absence	Certified	Self-certified	COVID-19
Total	3.6%	0.6%	0.0%	4.2%	86.7%	13.3%	0.0%

Disabilities by Staff Category Nov 2020	Certified absence	Self-certified absence	COVID-19 absence	Total absence	Certified	Self-certified	COVID-19
Total	4.0%	0.2%	1.2%	5.4%	74.5%	3.4%	22.2%
Medical & Dental				0.0%			
Nursing & Midwifery	4.1%	0.2%	0.7%	5.0%	82.9%	4.0%	13.2%
Health & Social Care Professionals	2.4%	0.1%	0.5%	3.0%	80.0%	4.0%	16.0%
Management & Administrative	4.3%	0.3%	0.4%	5.0%	86.3%	6.2%	7.5%
General Support	4.1%	0.3%	2.5%	7.0%	59.4%	4.7%	35.9%
Patient & Client Care	4.8%	0.2%	1.9%	6.8%	69.9%	2.7%	27.4%

Older People by Staff Category Nov 2020	Certified absence	Self-certified absence	COVID-19 absence	Total absence	Certified	Self-certified	COVID-19
Total	5.9%	0.4%	3.2%	9.6%	62.2%	4.0%	33.8%
Medical & Dental				0.0%			
Nursing & Midwifery	5.6%	0.4%	3.6%	9.5%	58.2%	3.9%	37.9%
Health & Social Care Professionals	4.6%	0.2%	0.0%	4.8%	96.4%	3.6%	0.0%
Management & Administrative	3.0%	0.2%	0.5%	3.6%	82.5%	4.2%	13.3%
General Support	4.1%	0.3%	2.2%	6.6%	62.5%	4.6%	32.9%
Patient & Client Care	6.9%	0.4%	3.7%	11.1%	62.4%	4.0%	33.6%

Mental Health by Staff Category Nov 2020	Certified absence	Self-certified absence	COVID-19 absence	Total absence	Certified	Self-certified	COVID-19
Total	4.2%	0.4%	1.3%	5.9%	71.6%	6.8%	21.6%
Medical & Dental	3.4%	0.1%	0.0%	3.5%	98.4%	1.6%	0.0%
Nursing & Midwifery	5.5%	0.6%	1.0%	7.1%	77.8%	8.0%	14.2%
Health & Social Care Professionals	2.1%	0.1%	0.9%	3.1%	68.2%	4.6%	27.1%
Management & Administrative	3.2%	0.3%	0.5%	4.0%	80.8%	6.4%	12.8%
General Support	5.3%	0.4%	1.0%	6.6%	79.5%	5.8%	14.7%
Patient & Client Care	2.7%	0.4%	4.0%	7.1%	38.3%	5.8%	55.9%

Primary Care by Staff Category Nov 2020	Certified absence	Self-certified absence	COVID-19 absence	Total absence	Certified	Self-certified	COVID-19
Total	3.8%	0.2%	0.7%	4.6%	81.3%	3.5%	15.2%
Medical & Dental	1.5%	0.0%	0.3%	1.9%	81.3%	1.9%	16.9%
Nursing & Midwifery	5.4%	0.1%	1.2%	6.7%	80.5%	1.5%	18.1%
Health & Social Care Professionals	3.3%	0.2%	0.2%	3.7%	89.8%	4.8%	5.4%
Management & Administrative	3.4%	0.3%	0.4%	4.0%	83.2%	6.8%	10.0%
General Support	5.2%	0.0%	0.0%	5.2%	100.0%	0.0%	0.0%
Patient & Client Care	3.3%	0.2%	1.5%	5.0%	66.4%	3.6%	30.0%

CHO 8 Absence Rate - by Staff Category & Care Group	CHW&B	HSE	S38	Disabilities	Older People	Mental Health	Primary Care	Total absence	Certified absence	Self-certified absence	COVID-19 absence
CHO 8: 2020 overall	4.3%	10.5%	5.5%	6.8%	10.2%	7.7%	6.1%	7.4%	5.5%	0.3%	1.6%
Medical & Dental		0.0%	0.0%	0.0%	0.6%	4.0%	2.0%	2.8%	1.9%	0.1%	0.8%
Nursing & Midwifery	3.8%	11.6%	5.5%	7.3%	8.8%	7.9%	8.1%	8.0%	5.7%	0.4%	1.9%
Health & Social Care Professionals	0.5%	6.2%	5.1%	5.3%	5.1%	5.6%	5.3%	5.3%	4.1%	0.2%	1.0%
Management & Administrative	4.6%	5.3%	3.1%	4.1%	5.1%	6.2%	5.6%	5.3%	4.4%	0.2%	0.7%
General Support		19.4%	6.2%	7.9%	4.6%	8.7%	6.8%	7.2%	5.5%	0.3%	1.4%
Patient & Client Care		13.0%	6.0%	7.7%	12.5%	11.4%	7.3%	9.5%	6.9%	0.4%	2.2%
Total November:	4.2%	9.2%	4.0%	5.4%	9.6%	5.9%	4.6%	6.1%	4.4%	0.3%	1.5%
Medical & Dental		0.0%	0.0%	0.0%	0.0%	3.5%	1.9%	2.4%	2.2%	0.0%	0.2%
Nursing & Midwifery		8.4%	3.5%	5.0%	9.5%	7.1%	6.7%	6.9%	5.1%	0.3%	1.5%
Health & Social Care Professionals	2.9%	3.7%	2.8%	3.0%	4.8%	3.1%	3.7%	3.3%	2.7%	0.1%	0.4%
Management & Administrative	4.2%	7.3%	2.7%	5.0%	3.6%	4.0%	4.0%	4.2%	3.5%	0.3%	0.4%
General Support		12.2%	6.2%	7.0%	6.6%	6.6%	5.2%	6.6%	4.6%	0.3%	1.6%
Patient & Client Care		12.7%	4.9%	6.8%	11.1%	7.1%	5.0%	8.0%	5.1%	0.3%	2.6%
Total October:	2.0%	11.2%	4.7%	6.5%	10.7%	6.7%	6.1%	7.2%	5.3%	0.3%	1.6%
Medical & Dental		0.0%	0.0%	0.0%	0.0%	1.5%	2.2%	1.9%	1.4%	0.0%	0.4%
Nursing & Midwifery		11.0%	4.7%	6.7%	8.5%	7.8%	7.9%	7.6%	5.6%	0.3%	1.7%
Health & Social Care Professionals	2.8%	7.2%	5.1%	5.6%	3.2%	4.3%	5.7%	5.4%	4.3%	0.2%	0.9%
Management & Administrative	2.0%	6.6%	2.5%	4.4%	5.2%	4.6%	5.4%	5.0%	4.2%	0.2%	0.6%
General Support		14.3%	6.2%	7.2%	8.6%	4.9%	9.8%	7.2%	5.3%	0.3%	1.5%
Patient & Client Care		14.3%	4.5%	7.1%	13.6%	10.2%	7.5%	9.4%	6.6%	0.3%	2.5%
Total September:	2.1%	10.8%	4.4%	6.1%	10.1%	8.3%	5.7%	7.2%	5.5%	0.3%	1.4%
Medical & Dental		0.0%	0.0%	0.0%	0.0%	4.5%	2.3%	3.1%	2.0%	0.1%	0.9%
Nursing & Midwifery		12.1%	4.9%	7.1%	8.6%	10.2%	8.0%	8.5%	6.2%	0.4%	2.0%
Health & Social Care Professionals	0.0%	4.3%	5.6%	5.3%	3.2%	4.5%	4.3%	4.8%	4.0%	0.1%	0.6%
Management & Administrative	2.2%	2.4%	3.1%	2.7%	5.4%	4.0%	5.4%	4.6%	4.1%	0.2%	0.4%
General Support		10.2%	1.0%	2.1%	8.5%	9.5%	8.5%	6.9%	6.1%	0.1%	0.7%
Patient & Client Care		15.6%	3.9%	6.9%	12.3%	10.5%	6.4%	8.8%	6.6%	0.4%	1.8%
Total August:	2.6%	11.2%	4.2%	5.7%	8.7%	7.0%	5.4%	6.4%	5.5%	0.3%	0.6%
Medical & Dental		0.0%	0.0%	0.0%	0.0%	2.1%	2.0%	2.0%	1.5%	0.1%	0.4%
Nursing & Midwifery		11.7%	3.7%	5.9%	7.2%	7.0%	6.9%	6.7%	5.8%	0.3%	0.6%
Health & Social Care Professionals	0.0%	4.8%	5.3%	5.2%	7.9%	4.8%	3.8%	4.8%	4.5%	0.1%	0.2%
Management & Administrative	2.8%	3.4%	3.1%	3.2%	2.7%	6.7%	5.8%	4.9%	4.7%	0.1%	0.1%
General Support		34.9%	0.8%	4.3%	7.8%	8.8%	4.5%	6.5%	4.9%	0.4%	1.3%
Patient & Client Care		15.1%	4.2%	6.4%	10.5%	11.4%	7.1%	8.1%	6.6%	0.3%	1.1%
Total July:	6.9%	10.2%	4.7%	6.2%	8.5%	6.1%	4.8%	6.3%	5.3%	0.3%	0.7%
Medical & Dental		0.0%	0.0%	0.0%	0.0%	1.3%	1.4%	1.3%	1.2%	0.0%	0.1%
Nursing & Midwifery		10.3%	4.1%	5.9%	7.3%	6.0%	7.6%	6.6%	5.6%	0.4%	0.6%
Health & Social Care Professionals	0.0%	5.4%	5.1%	5.2%	4.4%	3.3%	3.4%	4.3%	3.8%	0.2%	0.4%
Management & Administrative	7.2%	5.6%	1.0%	3.2%	2.5%	5.3%	3.8%	3.9%	3.4%	0.2%	0.2%
General Support		35.5%	0.8%	6.1%	3.3%	6.0%	5.2%	5.2%	3.9%	0.3%	1.1%
Patient & Client Care		12.9%	5.6%	7.5%	10.8%	12.8%	5.7%	9.0%	7.3%	0.4%	1.3%
Total June:	7.1%	8.6%	4.3%	5.4%	9.1%	6.1%	4.8%	6.1%	4.9%	0.3%	1.0%
Medical & Dental		0.0%	0.0%	0.0%	0.0%	1.5%	1.2%	1.3%	1.0%	0.1%	0.2%
Nursing & Midwifery		9.2%	2.9%	4.8%	7.1%	6.3%	7.1%	6.2%	5.1%	0.4%	0.7%
Health & Social Care Professionals	0.0%	4.8%	4.4%	4.5%	8.0%	3.1%	3.9%	4.2%	3.6%	0.1%	0.5%
Management & Administrative	7.6%	3.4%	0.4%	1.9%	3.6%	4.8%	4.0%	3.8%	3.3%	0.1%	0.3%
General Support		18.2%	3.7%	5.6%	2.4%	5.4%	2.2%	4.3%	3.6%	0.2%	0.5%
Patient & Client Care		11.3%	5.4%	6.9%	11.7%	12.0%	6.2%	8.9%	6.7%	0.4%	1.8%
Total May:	6.3%	10.0%	7.9%	8.4%	11.8%	8.4%	5.5%	8.4%	5.5%	0.3%	2.7%
Medical & Dental		0.0%	0.0%	0.0%	2.3%	5.0%	2.0%	3.1%	2.4%	0.1%	0.7%
Nursing & Midwifery		11.5%	7.5%	8.7%	10.0%	8.7%	8.4%	8.9%	5.6%	0.2%	3.0%
Health & Social Care Professionals	0.0%	5.4%	5.9%	5.8%	6.1%	4.8%	5.2%	5.5%	3.8%	0.1%	1.6%
Management & Administrative	6.7%	2.7%	3.1%	2.9%	5.6%	6.7%	4.1%	4.5%	3.4%	0.1%	1.0%
General Support		12.0%	12.5%	12.4%	1.5%	7.1%	1.4%	6.7%	5.2%	0.2%	1.2%
Patient & Client Care		13.1%	9.3%	10.2%	14.9%	14.2%	6.2%	11.9%	7.5%	0.4%	3.9%
Total April:	6.7%	14.2%	11.4%	12.1%	14.5%	11.8%	8.9%	11.8%	6.1%	0.2%	5.5%
Medical & Dental		0.0%	0.0%	0.0%	1.5%	8.5%	3.1%	5.2%	2.0%	0.1%	3.1%
Nursing & Midwifery		18.0%	14.4%	15.6%	14.0%	11.9%	11.3%	13.2%	5.8%	0.2%	7.2%
Health & Social Care Professionals	0.0%	7.6%	6.5%	6.7%	8.1%	8.1%	9.7%	7.9%	4.5%	0.1%	3.4%
Management & Administrative	7.0%	5.4%	5.1%	5.3%	6.6%	9.1%	7.0%	6.9%	4.4%	0.1%	2.4%
General Support		25.8%	16.2%	17.5%	5.4%	16.2%	14.8%	13.5%	8.3%	0.1%	5.1%
Patient & Client Care		16.9%	13.0%	13.9%	17.2%	16.4%	10.9%	15.1%	8.2%	0.2%	6.6%
Total March:	6.4%	11.9%	5.9%	7.2%	11.0%	10.2%	8.5%	8.7%	5.8%	0.4%	2.6%
Medical & Dental		0.0%	0.0%	0.0%	2.9%	8.4%	4.1%	5.7%	3.1%	0.2%	2.4%
Nursing & Midwifery	11.7%	15.2%	5.3%	8.1%	10.9%	9.2%	9.8%	9.3%	5.8%	0.4%	3.1%
Health & Social Care Professionals	0.0%	8.7%	5.7%	6.1%	6.2%	12.1%	8.5%	7.5%	4.6%	0.2%	2.7%
Management & Administrative	6.6%	8.4%	5.8%	6.8%	8.5%	9.7%	7.7%	7.9%	5.8%	0.2%	1.9%
General Support		23.0%	6.0%	7.9%	4.9%	10.1%	9.7%	8.0%	5.5%	0.4%	2.1%
Patient & Client Care		11.9%	6.3%	7.5%	12.3%	13.6%	11.5%	9.6%	6.8%	0.5%	2.4%
Total February:	0.4%	8.9%	4.0%	5.3%	8.7%	6.7%	5.6%	6.3%	5.7%	0.6%	
Medical & Dental		0.0%	0.0%	0.0%	0.0%	4.5%	0.6%	2.1%	1.7%	0.3%	
Nursing & Midwifery	0.0%	10.0%	4.1%	5.8%	6.9%	5.8%	6.8%	6.2%	5.6%	0.6%	
Health & Social Care Professionals	0.0%	7.1%	4.1%	4.7%	3.6%	7.5%	4.2%	4.9%	4.4%	0.5%	
Management & Administrative	0.5%	6.5%	4.0%	5.2%	4.7%	7.2%	7.1%	6.2%	5.7%	0.5%	
General Support		12.2%	5.2%	6.3%	0.4%	9.9%	2.4%	5.4%	5.1%	0.3%	
Patient & Client Care		9.7%	3.8%	5.2%	11.2%	9.2%	7.2%	7.6%	7.0%	0.6%	
Total January:	0.0%	9.3%	5.1%	6.4%	9.1%	6.8%	6.7%	7.1%	6.5%	0.6%	
Medical & Dental		0.0%	0.0%	0.0%	0.0%	3.0%	1.5%	2.0%	1.9%	0.2%	
Nursing & Midwifery	0.0%	9.6%	5.0%	6.5%	6.6%	6.7%	7.1%	7.1%	6.4%	0.7%	
Health & Social Care Professionals		9.1%	5.4%	6.2%	1.6%	6.3%	5.2%	5.8%	5.3%	0.4%	
Management & Administrative	0.0%	6.4%	2.2%	4.5%	6.9%	6.6%	7.5%	6.7%	6.2%	0.5%	
General Support		14.3%	9.9%	10.7%	1.8%	10.6%	9.5%	8.1%	7.6%	0.5%	
Patient & Client Care		9.8%	5.0%	6.3%	11.7%	8.4%	7.4%	8.4%	7.8%	0.7%	
CHO 8: 2019 overall		8.0%	4.0%	5.0%	7.9%	5.7%	5.4%	5.8%	5.2%	0.6%	
Medical & Dental		0.4%	0.8%	0.5%	0.1%	1.2%	1.4%	1.3%	1.1%	0.2%	
Nursing & Midwifery		8.9%	3.6%	5.2%	7.3%	6.0%	7.6%	6.4%	5.6%	0.7%	
Health & Social Care Professionals		6.6%	4.5%	4.9%	2.1%	4.6%	4.1%	4.6%	4.2%	0.4%	
Management & Administrative		4.7%	2.5%	3.5%	4.8%	5.4%	4.9%	4.7%	4.3%	0.4%	
General Support		4.4%	5.3%	5.2%	4.7%	8.0%	5.4%	5.9%	5.5%	0.4%	
Patient & Client Care		8.9%	3.9%	5.2%	9.3%	7.2%	6.8%	6.7%	6.1%	0.6%	

CHO 8 Absence Rate - by Staff Category & S38 Agency	Muiriosa Foundation, Laois/Offaly	Muiriosa Foundation, Longford/Westmeath	Muiriosa Foundation, South Kildare	St. John of God, Drumcar	Total absence	Certified absence	Self-certified absence	COVID-19 absence
CHO 8: S38 2020 overall	5.4%	3.6%	5.6%	6.2%	5.5%	4.0%	0.2%	1.3%
<i>Medical & Dental</i>				<i>0.0%</i>	<i>0.0%</i>			
<i>Nursing & Midwifery</i>	<i>5.7%</i>	<i>2.6%</i>	<i>4.6%</i>	<i>5.8%</i>	<i>5.5%</i>	<i>3.6%</i>	<i>0.3%</i>	<i>1.6%</i>
<i>Health & Social Care Professionals</i>	<i>5.2%</i>	<i>4.2%</i>	<i>5.9%</i>	<i>5.1%</i>	<i>5.1%</i>	<i>4.0%</i>	<i>0.2%</i>	<i>0.9%</i>
<i>Management & Administrative</i>	<i>5.8%</i>	<i>2.0%</i>	<i>2.3%</i>	<i>2.9%</i>	<i>3.1%</i>	<i>2.6%</i>	<i>0.2%</i>	<i>0.3%</i>
<i>General Support</i>	<i>0.7%</i>	<i>4.8%</i>	<i>4.1%</i>	<i>8.6%</i>	<i>6.2%</i>	<i>4.9%</i>	<i>0.3%</i>	<i>1.1%</i>
<i>Patient & Client Care</i>	<i>5.6%</i>	<i>3.4%</i>	<i>6.7%</i>	<i>6.9%</i>	<i>6.0%</i>	<i>4.3%</i>	<i>0.3%</i>	<i>1.4%</i>
Total November:	3.7%	1.6%	4.4%	4.9%	4.0%	2.9%	0.2%	1.0%
Medical & Dental				0.0%	0.0%			
Nursing & Midwifery	5.7%	0.6%	1.3%	3.7%	3.5%	2.6%	0.2%	0.8%
Health & Social Care Professionals	3.4%	1.3%	4.3%	2.1%	2.8%	2.1%	0.2%	0.5%
Management & Administrative	7.0%	0.0%	3.1%	0.4%	2.7%	2.6%	0.1%	
General Support	0.0%	0.0%	2.5%	10.0%	6.2%	4.3%	0.3%	1.7%
Patient & Client Care	2.8%	2.1%	5.9%	6.3%	4.9%	3.3%	0.2%	1.4%
Total October:	4.9%	2.3%	3.9%	5.9%	4.7%	3.4%	0.2%	1.0%
Medical & Dental				0.0%	0.0%			
Nursing & Midwifery	3.8%	2.0%	1.3%	5.7%	4.7%	3.2%	0.3%	1.3%
Health & Social Care Professionals	5.5%	3.3%	5.7%	6.2%	5.1%	3.8%	0.3%	1.0%
Management & Administrative	9.0%	0.1%	0.0%	1.9%	2.5%	2.5%	0.0%	
General Support	1.6%	0.0%	0.4%	11.6%	6.2%	5.0%	0.7%	0.5%
Patient & Client Care	4.3%	1.9%	4.5%	5.8%	4.5%	3.3%	0.2%	1.0%
Total September:	5.6%	3.5%	3.5%	4.7%	4.4%	3.4%	0.2%	0.8%
Medical & Dental				0.0%	0.0%			
Nursing & Midwifery	5.3%	0.4%	1.8%	5.8%	4.9%	3.7%	0.3%	1.0%
Health & Social Care Professionals	7.6%	4.2%	5.0%	5.4%	5.6%	4.6%	0.0%	0.9%
Management & Administrative	3.6%	1.1%	2.1%	5.2%	3.1%	3.0%	0.0%	
General Support	0.0%	0.0%	0.3%	1.8%	1.0%	0.8%	0.2%	
Patient & Client Care	4.6%	3.6%	3.7%	3.9%	3.9%	2.9%	0.2%	0.8%
Total August:	5.3%	2.9%	4.4%	4.2%	4.2%	3.8%	0.2%	0.2%
Medical & Dental				0.0%	0.0%			
Nursing & Midwifery	6.9%	0.0%	3.2%	3.4%	3.7%	3.2%	0.2%	0.3%
Health & Social Care Professionals	6.3%	4.0%	5.3%	5.5%	5.3%	5.0%	0.1%	0.1%
Management & Administrative	7.3%	1.3%	1.7%	2.7%	3.1%	3.0%	0.2%	
General Support	0.3%	0.0%	0.0%	1.9%	0.8%		0.8%	
Patient & Client Care	3.7%	2.6%	5.1%	4.8%	4.2%	3.7%	0.2%	0.3%
Total July:	4.4%	3.0%	4.5%	5.7%	4.7%	4.3%	0.2%	0.2%
Medical & Dental				0.0%	0.0%			
Nursing & Midwifery	6.4%	2.3%	0.8%	4.5%	4.1%	3.7%	0.3%	
Health & Social Care Professionals	4.3%	3.8%	7.3%	4.9%	5.1%	4.7%	0.2%	0.2%
Management & Administrative	4.1%	0.0%	0.2%	0.3%	1.0%	0.9%	0.1%	
General Support	0.0%	1.2%	0.0%	1.3%	0.8%	0.5%	0.3%	
Patient & Client Care	3.9%	2.9%	5.3%	7.5%	5.6%	5.1%	0.2%	0.2%
Total June:	4.1%	3.5%	6.7%	3.6%	4.3%	3.6%	0.2%	0.6%
Medical & Dental				0.0%	0.0%			
Nursing & Midwifery	3.3%	0.0%	3.7%	2.9%	2.9%	2.3%	0.2%	0.5%
Health & Social Care Professionals	3.7%	4.0%	8.2%	1.3%	4.4%	3.7%	0.1%	0.6%
Management & Administrative	0.5%	0.0%	0.7%	0.0%	0.4%	0.1%	0.0%	0.3%
General Support	0.0%	19.6%	1.1%	3.6%	3.7%	3.7%		
Patient & Client Care	5.3%	3.3%	8.7%	4.9%	5.4%	4.5%	0.2%	0.8%
Total May:	9.0%	5.6%	9.5%	7.4%	7.9%	5.0%	0.2%	2.7%
Medical & Dental				0.0%	0.0%			
Nursing & Midwifery	8.6%	4.8%	9.0%	7.1%	7.5%	4.2%	0.1%	3.2%
Health & Social Care Professionals	7.5%	5.8%	5.6%	4.6%	5.9%	3.7%	0.1%	2.2%
Management & Administrative	0.0%	3.2%	4.2%	3.8%	3.1%	2.0%		1.0%
General Support	0.0%	23.2%	10.7%	14.1%	12.5%	9.9%	0.1%	2.5%
Patient & Client Care	11.6%	5.3%	13.5%	8.1%	9.3%	6.0%	0.3%	3.0%
Total April:	9.1%	5.2%	9.9%	15.4%	11.4%	5.7%	0.1%	5.6%
Medical & Dental				0.0%	0.0%			
Nursing & Midwifery	8.5%	5.5%	13.3%	16.5%	14.4%	4.8%	0.2%	9.4%
Health & Social Care Professionals	4.1%	4.8%	6.3%	11.5%	6.5%	3.8%	0.1%	2.6%
Management & Administrative	2.9%	7.8%	5.5%	4.5%	5.1%	3.8%	0.1%	1.3%
General Support	0.0%	14.4%	7.1%	25.1%	16.2%	11.1%		5.2%
Patient & Client Care	14.1%	5.0%	12.4%	15.7%	13.0%	6.9%	0.1%	5.9%
Total March:	6.3%	4.9%	5.8%	6.2%	5.9%	3.9%	0.3%	1.6%
Medical & Dental				0.0%	0.0%			
Nursing & Midwifery	4.9%	1.9%	6.0%	5.5%	5.3%	3.5%	0.4%	1.4%
Health & Social Care Professionals	6.6%	5.9%	5.5%	3.9%	5.7%	4.0%	0.3%	1.4%
Management & Administrative	12.6%	2.3%	4.2%	5.0%	5.8%	4.7%	0.4%	0.7%
General Support	0.0%	0.0%	5.6%	8.8%	6.0%	4.1%	0.4%	1.4%
Patient & Client Care	6.0%	4.8%	6.4%	7.1%	6.3%	3.8%	0.4%	2.0%
Total February:	3.1%	3.1%	4.0%	4.7%	4.0%	3.6%	0.4%	
Medical & Dental				0.0%	0.0%			
Nursing & Midwifery	2.4%	5.9%	3.6%	4.4%	4.1%	3.8%	0.3%	
Health & Social Care Professionals	3.3%	4.3%	5.7%	2.8%	4.1%	3.6%	0.5%	
Management & Administrative	8.9%	1.7%	0.8%	6.6%	4.0%	3.7%	0.3%	
General Support	1.4%	0.0%	8.0%	4.3%	5.2%	5.2%		
Patient & Client Care	2.5%	2.1%	2.8%	5.4%	3.8%	3.4%	0.4%	
Total January:	3.4%	4.0%	5.1%	6.1%	5.1%	4.7%	0.5%	
Medical & Dental				0.0%	0.0%			
Nursing & Midwifery	7.9%	5.9%	2.1%	5.0%	5.0%	4.5%	0.5%	
Health & Social Care Professionals	3.1%	3.5%	6.7%	7.9%	5.4%	4.9%	0.5%	
Management & Administrative	1.6%	4.9%	1.7%	1.8%	2.2%	1.6%	0.6%	
General Support	7.2%	0.0%	8.2%	12.2%	9.9%	9.8%	0.2%	
Patient & Client Care	2.4%	4.2%	5.0%	6.2%	5.0%	4.5%	0.5%	
CHO 8: S38 2019 overall	3.0%	4.0%	4.5%	4.1%	4.0%	3.6%	0.4%	
<i>Medical & Dental</i>				<i>0.8%</i>	<i>0.8%</i>		<i>0.8%</i>	
<i>Nursing & Midwifery</i>	<i>5.9%</i>	<i>3.3%</i>	<i>6.1%</i>	<i>2.8%</i>	<i>3.6%</i>	<i>3.3%</i>	<i>0.3%</i>	
<i>Health & Social Care Professionals</i>	<i>2.6%</i>	<i>4.5%</i>	<i>5.2%</i>	<i>5.9%</i>	<i>4.5%</i>	<i>4.2%</i>	<i>0.3%</i>	
<i>Management & Administrative</i>	<i>1.3%</i>	<i>2.3%</i>	<i>3.5%</i>	<i>2.2%</i>	<i>2.5%</i>	<i>2.1%</i>	<i>0.4%</i>	
<i>General Support</i>	<i>0.3%</i>	<i>2.4%</i>	<i>5.5%</i>	<i>5.9%</i>	<i>5.3%</i>	<i>4.9%</i>	<i>0.4%</i>	
<i>Patient & Client Care</i>	<i>2.8%</i>	<i>4.0%</i>	<i>3.3%</i>	<i>4.4%</i>	<i>3.9%</i>	<i>3.5%</i>	<i>0.4%</i>	