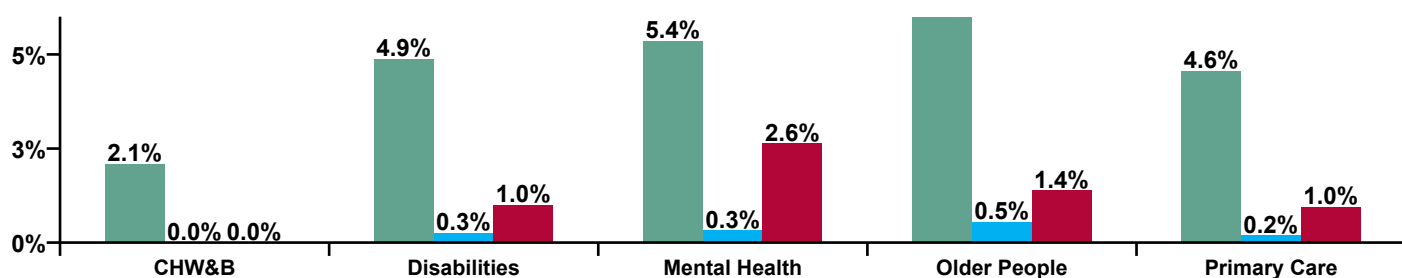


September 2020

CHO 8 Absence Rate - by Staff Category: Sep 2020	Certified absence	Self-certified absence	COVID-19 absence	Total absence rate	Certified	Self-certified	COVID-19
CHO 8	5.5%	0.3%	1.4%	7.2%	76.6%	4.3%	19.1%
Medical & Dental	2.0%	0.1%	0.9%	3.1%	66.3%	4.7%	29.0%
Nursing & Midwifery	6.2%	0.4%	2.0%	8.5%	72.5%	4.5%	23.0%
Health & Social Care Professionals	4.0%	0.1%	0.6%	4.8%	84.4%	3.1%	12.5%
Management & Administrative	4.1%	0.2%	0.4%	4.6%	88.3%	3.4%	8.3%
General Support	6.1%	0.1%	0.7%	6.9%	88.7%	1.7%	9.6%
Patient & Client Care	6.6%	0.4%	1.8%	8.8%	75.1%	4.8%	20.1%

CHO 8 Absence Rate - by Care Group: Sep 2020	Certified absence	Self-certified absence	COVID-19 absence	Total absence rate	Certified	Self-certified	COVID-19
CHO 8	5.5%	0.3%	1.4%	7.2%	76.6%	4.3%	19.1%
Community Health & Wellbeing	2.1%			2.1%	100.0%	0.0%	0.0%
Health Service Executive	8.8%	0.5%	1.6%	10.8%	80.9%	4.6%	14.5%
Section 38 Voluntary Agencies	3.4%	0.2%	0.8%	4.4%	78.2%	3.9%	17.9%
Disabilities	4.9%	0.3%	1.0%	6.1%	79.5%	4.2%	16.3%
Older People	8.1%	0.5%	1.4%	10.1%	80.7%	5.4%	13.8%
Mental Health	5.4%	0.3%	2.6%	8.3%	64.4%	4.0%	31.7%
Primary Care	4.6%	0.2%	1.0%	5.7%	80.0%	3.3%	16.7%

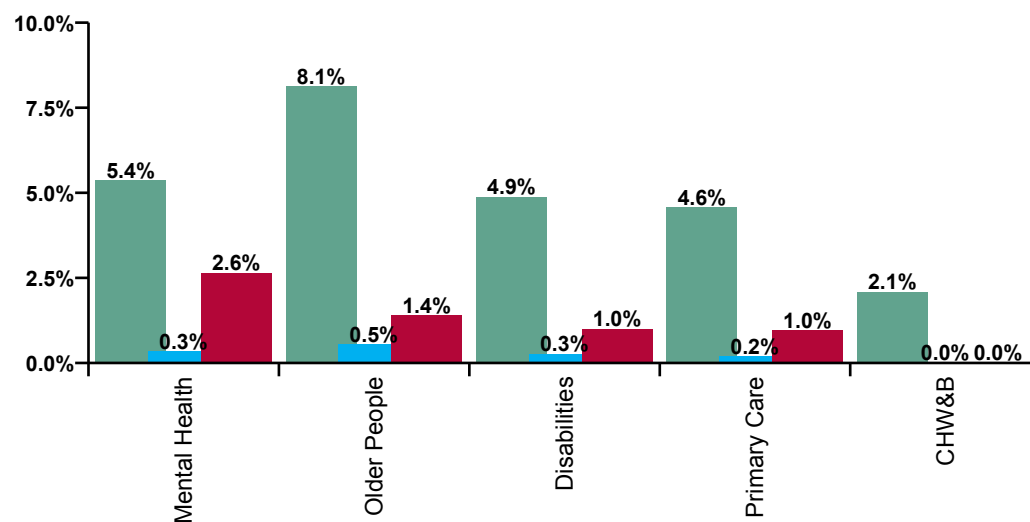
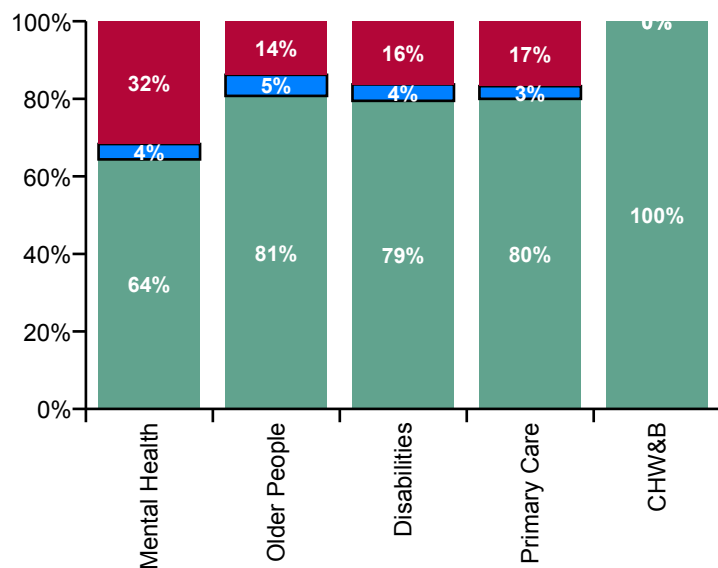
Certified, self-certified & COVID-19: Sep 2020



Legend

Certified absence
Self-certified absence
COVID-19 absence

CHO 8 Overall Absence Rate - by Care Group & Staff Category: Sep 2020	Medical & Dental	Nursing & Midwifery	Health & Social Care Professionals	Management & Administrative	General Support	Patient & Client Care	Certified absence	Self-certified absence	COVID-19 absence	Total absence
CHO 8	3.1%	8.5%	4.8%	4.6%	6.9%	8.8%	5.5%	0.3%	1.4%	7.2%
Community Health & Wellbeing			0.0%	2.2%			2.1%			2.1%
Health Service Executive	0.0%	12.1%	4.3%	2.4%	10.2%	15.6%	8.8%	0.5%	1.6%	10.8%
Section 38 Voluntary Agencies	0.0%	4.9%	5.6%	3.1%	1.0%	3.9%	3.4%	0.2%	0.8%	4.4%
Disabilities	0.0%	7.1%	5.3%	2.7%	2.1%	6.9%	4.9%	0.3%	1.0%	6.1%
Older People	0.0%	8.6%	3.2%	5.4%	8.5%	12.3%	8.1%	0.5%	1.4%	10.1%
Mental Health	4.5%	10.2%	4.5%	4.0%	9.5%	10.5%	5.4%	0.3%	2.6%	8.3%
Primary Care	2.3%	8.0%	4.3%	5.4%	8.5%	6.4%	4.6%	0.2%	1.0%	5.7%



Certified absence

Self-certified absence

COVID-19 absence

CHO 8 Absence Rate - by Care Group, Staff Category & Absence type: Sep 2020

Community Health & Wellbeing by Staff Category Sep 2020	Certified absence	Self-certified absence	COVID-19 absence	Total absence	Certified	Self-certified	COVID-19
Total	2.1%	0.0%	0.0%	2.1%	100.0%	0.0%	0.0%

Disabilities by Staff Category Sep 2020	Certified absence	Self-certified absence	COVID-19 absence	Total absence	Certified	Self-certified	COVID-19
Total	4.9%	0.3%	1.0%	6.1%	79.5%	4.2%	16.3%
Medical & Dental				0.0%			
Nursing & Midwifery	5.9%	0.4%	0.9%	7.1%	82.2%	5.4%	12.3%
Health & Social Care Professionals	4.4%	0.1%	0.8%	5.3%	84.3%	1.3%	14.5%
Management & Administrative	2.3%	0.2%	0.3%	2.7%	83.0%	6.5%	10.5%
General Support	0.7%	0.2%	1.1%	2.1%	35.6%	9.2%	55.2%
Patient & Client Care	5.3%	0.3%	1.3%	6.9%	76.8%	4.6%	18.7%

Older People by Staff Category Sep 2020	Certified absence	Self-certified absence	COVID-19 absence	Total absence	Certified	Self-certified	COVID-19
Total	8.1%	0.5%	1.4%	10.1%	80.7%	5.4%	13.8%
Medical & Dental				0.0%			
Nursing & Midwifery	6.5%	0.6%	1.5%	8.6%	75.5%	7.0%	17.5%
Health & Social Care Professionals	1.7%	0.2%	1.3%	3.2%	52.6%	6.3%	41.1%
Management & Administrative	5.1%	0.2%	0.1%	5.4%	94.1%	3.6%	2.3%
General Support	7.9%	0.0%	0.6%	8.5%	93.4%	0.0%	6.6%
Patient & Client Care	10.0%	0.6%	1.6%	12.3%	81.5%	5.2%	13.2%

Mental Health by Staff Category Sep 2020	Certified absence	Self-certified absence	COVID-19 absence	Total absence	Certified	Self-certified	COVID-19
Total	5.4%	0.3%	2.6%	8.3%	64.4%	4.0%	31.7%
Medical & Dental	3.4%	0.2%	1.0%	4.5%	74.5%	3.5%	22.0%
Nursing & Midwifery	6.5%	0.4%	3.3%	10.2%	63.9%	3.9%	32.2%
Health & Social Care Professionals	4.2%	0.2%	0.1%	4.5%	93.7%	4.6%	1.7%
Management & Administrative	3.5%	0.2%	0.3%	4.0%	87.4%	4.4%	8.3%
General Support	8.8%	0.2%	0.5%	9.5%	92.5%	2.0%	5.5%
Patient & Client Care	3.8%	0.5%	6.3%	10.5%	35.9%	4.5%	59.5%

Primary Care by Staff Category Sep 2020	Certified absence	Self-certified absence	COVID-19 absence	Total absence	Certified	Self-certified	COVID-19
Total	4.6%	0.2%	1.0%	5.7%	80.0%	3.3%	16.7%
Medical & Dental	1.2%	0.1%	0.9%	2.3%	54.8%	6.3%	38.9%
Nursing & Midwifery	5.9%	0.2%	1.9%	8.0%	73.8%	2.2%	24.0%
Health & Social Care Professionals	3.5%	0.3%	0.5%	4.3%	82.5%	5.9%	11.6%
Management & Administrative	4.8%	0.1%	0.5%	5.4%	87.7%	2.7%	9.6%
General Support	8.5%	0.0%	0.0%	8.5%	100.0%	0.0%	0.0%
Patient & Client Care	5.5%	0.3%	0.6%	6.4%	86.2%	4.4%	9.5%

CHO 8 Absence Rate - by Staff Category & Care Group	CHW&B	HSE	S38	Disabilities	Older People	Mental Health	Primary Care	Total absence	Certified absence	Self-certified absence	COVID-19 absence
CHO 8: 2020 overall	4.7%	10.6%	5.8%	7.0%	10.2%	8.0%	6.2%	7.6%	5.6%	0.3%	1.6%
Medical & Dental		0.0%	0.0%	0.0%	0.7%	4.4%	2.0%	2.9%	1.9%	0.1%	0.9%
Nursing & Midwifery	3.8%	12.0%	5.8%	7.6%	8.8%	8.0%	8.3%	8.1%	5.8%	0.4%	1.9%
Health & Social Care Professionals	0.0%	6.4%	5.3%	5.5%	5.4%	6.0%	5.4%	5.6%	4.3%	0.2%	1.1%
Management & Administrative	5.0%	4.9%	3.2%	4.0%	5.2%	6.7%	5.8%	5.5%	4.5%	0.2%	0.7%
General Support		20.6%	6.2%	8.1%	3.9%	9.3%	6.6%	7.2%	5.6%	0.3%	1.4%
Patient & Client Care		12.9%	6.2%	7.9%	12.6%	12.1%	7.6%	9.7%	7.2%	0.4%	2.1%
Total September:	2.1%	10.8%	4.4%	6.1%	10.1%	8.3%	5.7%	7.2%	5.5%	0.3%	1.4%
Medical & Dental		0.0%	0.0%	0.0%	0.0%	4.5%	2.3%	3.1%	2.0%	0.1%	0.9%
Nursing & Midwifery		12.1%	4.9%	7.1%	8.6%	10.2%	8.0%	8.5%	6.2%	0.4%	2.0%
Health & Social Care Professionals	0.0%	4.3%	5.6%	5.3%	3.2%	4.5%	4.3%	4.8%	4.0%	0.1%	0.6%
Management & Administrative	2.2%	2.4%	3.1%	2.7%	5.4%	4.0%	5.4%	4.6%	4.1%	0.2%	0.4%
General Support		10.2%	1.0%	2.1%	8.5%	9.5%	8.5%	6.9%	6.1%	0.1%	0.7%
Patient & Client Care		15.6%	3.9%	6.9%	12.3%	10.5%	6.4%	8.8%	6.6%	0.4%	1.8%
Total August:	2.6%	11.2%	4.2%	5.7%	8.7%	7.0%	5.4%	6.4%	5.5%	0.3%	0.6%
Medical & Dental		0.0%	0.0%	0.0%	0.0%	2.1%	2.0%	2.0%	1.5%	0.1%	0.4%
Nursing & Midwifery		11.7%	3.7%	5.9%	7.2%	7.0%	6.9%	6.7%	5.8%	0.3%	0.6%
Health & Social Care Professionals	0.0%	4.8%	5.3%	5.2%	7.9%	4.8%	3.8%	4.8%	4.5%	0.1%	0.2%
Management & Administrative	2.8%	3.4%	3.1%	3.2%	2.7%	6.7%	5.8%	4.9%	4.7%	0.1%	0.1%
General Support		34.9%	0.8%	4.3%	7.8%	8.8%	4.5%	6.5%	4.9%	0.4%	1.3%
Patient & Client Care		15.1%	4.2%	6.4%	10.5%	11.4%	7.1%	8.1%	6.6%	0.3%	1.1%
Total July:	6.9%	10.2%	4.7%	6.2%	8.5%	6.1%	4.8%	6.3%	5.3%	0.3%	0.7%
Medical & Dental		0.0%	0.0%	0.0%	0.0%	1.3%	1.4%	1.3%	1.2%	0.0%	0.1%
Nursing & Midwifery		10.3%	4.1%	5.9%	7.3%	6.0%	7.6%	6.6%	5.6%	0.4%	0.6%
Health & Social Care Professionals	0.0%	5.4%	5.1%	5.2%	4.4%	3.3%	3.4%	4.3%	3.8%	0.2%	0.4%
Management & Administrative	7.2%	5.6%	1.0%	3.2%	2.5%	5.3%	3.8%	3.9%	3.4%	0.2%	0.2%
General Support		35.5%	0.8%	6.1%	3.3%	6.0%	5.2%	5.2%	3.9%	0.3%	1.1%
Patient & Client Care		12.9%	5.6%	7.5%	10.8%	12.8%	5.7%	9.0%	7.3%	0.4%	1.3%
Total June:	7.1%	8.6%	4.3%	5.4%	9.1%	6.1%	4.8%	6.1%	4.9%	0.3%	1.0%
Medical & Dental		0.0%	0.0%	0.0%	0.0%	1.5%	1.2%	1.3%	1.0%	0.1%	0.2%
Nursing & Midwifery		9.2%	2.9%	4.8%	7.1%	6.3%	7.1%	6.2%	5.1%	0.4%	0.7%
Health & Social Care Professionals	0.0%	4.8%	4.4%	4.5%	8.0%	3.1%	3.9%	4.2%	3.6%	0.1%	0.5%
Management & Administrative	7.6%	3.4%	0.4%	1.9%	3.6%	4.8%	4.0%	3.8%	3.3%	0.1%	0.3%
General Support		18.2%	3.7%	5.6%	2.4%	5.4%	2.2%	4.3%	3.6%	0.2%	0.5%
Patient & Client Care		11.3%	5.4%	6.9%	11.7%	12.0%	6.2%	8.9%	6.7%	0.4%	1.8%
Total May:	6.3%	10.0%	7.9%	8.4%	11.8%	8.4%	5.5%	8.4%	5.5%	0.3%	2.7%
Medical & Dental		0.0%	0.0%	0.0%	2.3%	5.0%	2.0%	3.1%	2.4%	0.1%	0.7%
Nursing & Midwifery		11.5%	7.5%	8.7%	10.0%	8.7%	8.4%	8.9%	5.6%	0.2%	3.0%
Health & Social Care Professionals	0.0%	5.4%	5.9%	5.8%	6.1%	4.8%	5.2%	5.5%	3.8%	0.1%	1.6%
Management & Administrative	6.7%	2.7%	3.1%	2.9%	5.6%	6.7%	4.1%	4.5%	3.4%	0.1%	1.0%
General Support		12.0%	12.5%	12.4%	1.5%	7.1%	1.4%	6.7%	5.2%	0.2%	1.2%
Patient & Client Care		13.1%	9.3%	10.2%	14.9%	14.2%	6.2%	11.9%	7.5%	0.4%	3.9%
Total April:	6.7%	14.2%	11.4%	12.1%	14.5%	11.8%	8.9%	11.8%	6.1%	0.2%	5.5%
Medical & Dental		0.0%	0.0%	0.0%	1.5%	8.5%	3.1%	5.2%	2.0%	0.1%	3.1%
Nursing & Midwifery		18.0%	14.4%	15.6%	14.0%	11.9%	11.3%	13.2%	5.8%	0.2%	7.2%
Health & Social Care Professionals	0.0%	7.6%	6.5%	6.7%	8.1%	8.1%	9.7%	7.9%	4.5%	0.1%	3.4%
Management & Administrative	7.0%	5.4%	5.1%	5.3%	6.6%	9.1%	7.0%	6.9%	4.4%	0.1%	2.4%
General Support		25.8%	16.2%	17.5%	5.4%	16.2%	14.8%	13.5%	8.3%	0.1%	5.1%
Patient & Client Care		16.9%	13.0%	13.9%	17.2%	16.4%	10.9%	15.1%	8.2%	0.2%	6.6%
Total March:	6.4%	11.9%	5.9%	7.2%	11.0%	10.2%	8.5%	8.7%	5.8%	0.4%	2.6%
Medical & Dental		0.0%	0.0%	0.0%	2.9%	8.4%	4.1%	5.7%	3.1%	0.2%	2.4%
Nursing & Midwifery	11.7%	15.2%	5.3%	8.1%	10.9%	9.2%	9.8%	9.3%	5.8%	0.4%	3.1%
Health & Social Care Professionals	0.0%	8.7%	5.7%	6.1%	6.2%	12.1%	8.5%	7.5%	4.6%	0.2%	2.7%
Management & Administrative	6.6%	8.4%	5.8%	6.8%	8.5%	9.7%	7.7%	7.9%	5.8%	0.2%	1.9%
General Support		23.0%	6.0%	7.9%	4.9%	10.1%	9.7%	8.0%	5.5%	0.4%	2.1%
Patient & Client Care		11.9%	6.3%	7.5%	12.3%	13.6%	11.5%	9.6%	6.8%	0.5%	2.4%
Total February:	0.4%	8.9%	4.0%	5.3%	8.7%	6.7%	5.6%	6.3%	5.7%	0.6%	
Medical & Dental		0.0%	0.0%	0.0%	0.0%	4.5%	0.6%	2.1%	1.7%	0.3%	
Nursing & Midwifery	0.0%	10.0%	4.1%	5.8%	6.9%	5.8%	6.8%	6.2%	5.6%	0.6%	
Health & Social Care Professionals	0.0%	7.1%	4.1%	4.7%	3.6%	7.5%	4.2%	4.9%	4.4%	0.5%	
Management & Administrative	0.5%	6.5%	4.0%	5.2%	4.7%	7.2%	7.1%	6.2%	5.7%	0.5%	
General Support		12.2%	5.2%	6.3%	0.4%	9.9%	2.4%	5.4%	5.1%	0.3%	
Patient & Client Care		9.7%	3.8%	5.2%	11.2%	9.2%	7.2%	7.6%	7.0%	0.6%	
Total January:	0.0%	9.3%	5.1%	6.4%	9.1%	6.8%	6.7%	7.1%	6.5%	0.6%	
Medical & Dental		0.0%	0.0%	0.0%	0.0%	3.0%	1.5%	2.0%	1.9%	0.2%	
Nursing & Midwifery	0.0%	9.6%	5.0%	6.5%	6.6%	6.7%	8.6%	7.1%	6.4%	0.7%	
Health & Social Care Professionals		9.1%	5.4%	6.2%	1.6%	6.3%	5.2%	5.8%	5.3%	0.4%	
Management & Administrative	0.0%	6.4%	2.2%	4.5%	6.9%	6.6%	7.5%	6.7%	6.2%	0.5%	
General Support		14.3%	9.9%	10.7%	1.8%	10.6%	9.5%	8.1%	7.6%	0.5%	
Patient & Client Care		9.8%	5.0%	6.3%	11.7%	8.4%	7.4%	8.4%	7.8%	0.7%	
CHO 8: 2019 overall		8.0%	4.0%	5.0%	7.9%	5.7%	5.4%	5.8%	5.2%	0.6%	
Medical & Dental		0.4%	0.8%	0.5%	0.1%	1.2%	1.4%	1.3%	1.1%	0.2%	
Nursing & Midwifery		8.9%	3.6%	5.2%	7.3%	6.0%	7.6%	6.4%	5.6%	0.7%	
Health & Social Care Professionals		6.6%	4.5%	4.9%	2.1%	4.6%	4.1%	4.6%	4.2%	0.4%	
Management & Administrative		4.7%	2.5%	3.5%	4.8%	5.4%	4.9%	4.7%	4.3%	0.4%	
General Support		4.4%	5.3%	5.2%	4.7%	8.0%	5.4%	5.9%	5.5%	0.4%	
Patient & Client Care		8.9%	3.9%	5.2%	9.3%	7.2%	6.8%	6.7%	6.1%	0.6%	

CHO 8 Absence Rate - by Staff Category & S38 Agency	Muiriosa Foundation, Laois/Offaly	Muiriosa Foundation, Longford/Westmeath	Muiriosa Foundation, South Kildare	St. John of God, Drumcar	Total absence	Certified absence	Self-certified absence	COVID-19 absence
CHO 8: S38 2020 overall	5.7%	4.0%	5.9%	6.4%	5.8%	4.2%	0.3%	1.3%
Medical & Dental				0.0%	0.0%			
Nursing & Midwifery	5.9%	2.8%	5.1%	6.1%	5.8%	3.7%	0.3%	1.8%
Health & Social Care Professionals	5.3%	4.6%	6.1%	5.3%	5.3%	4.2%	0.2%	0.9%
Management & Administrative	5.2%	2.3%	2.4%	3.3%	3.2%	2.7%	0.2%	0.4%
General Support	0.7%	5.8%	4.6%	8.2%	6.2%	4.9%	0.2%	1.0%
Patient & Client Care	6.0%	3.7%	7.0%	7.1%	6.2%	4.5%	0.3%	1.5%
Total September:	5.6%	3.5%	3.5%	4.7%	4.4%	3.4%	0.2%	0.8%
Medical & Dental				0.0%	0.0%			
Nursing & Midwifery	5.3%	0.4%	1.8%	5.8%	4.9%	3.7%	0.3%	1.0%
Health & Social Care Professionals	7.6%	4.2%	5.0%	5.4%	5.6%	4.6%	0.0%	0.9%
Management & Administrative	3.6%	1.1%	2.1%	5.2%	3.1%	3.0%	0.0%	
General Support	0.0%	0.0%	0.3%	1.8%	1.0%	0.8%	0.2%	
Patient & Client Care	4.6%	3.6%	3.7%	3.9%	3.9%	2.9%	0.2%	0.8%
Total August:	5.3%	2.9%	4.4%	4.2%	4.2%	3.8%	0.2%	0.2%
Medical & Dental				0.0%	0.0%			
Nursing & Midwifery	6.9%	0.0%	3.2%	3.4%	3.7%	3.2%	0.2%	0.3%
Health & Social Care Professionals	6.3%	4.0%	5.3%	5.5%	5.3%	5.0%	0.1%	0.1%
Management & Administrative	7.3%	1.3%	1.7%	2.7%	3.1%	3.0%	0.2%	
General Support	0.3%	0.0%	0.0%	1.9%	0.8%		0.8%	
Patient & Client Care	3.7%	2.6%	5.1%	4.8%	4.2%	3.7%	0.2%	0.3%
Total July:	4.4%	3.0%	4.5%	5.7%	4.7%	4.3%	0.2%	0.2%
Medical & Dental				0.0%	0.0%			
Nursing & Midwifery	6.4%	2.3%	0.8%	4.5%	4.1%	3.7%	0.3%	
Health & Social Care Professionals	4.3%	3.8%	7.3%	4.9%	5.1%	4.7%	0.2%	0.2%
Management & Administrative	4.1%	0.0%	0.2%	0.3%	1.0%	0.9%	0.1%	
General Support	0.0%	1.2%	0.0%	1.3%	0.8%	0.5%	0.3%	
Patient & Client Care	3.9%	2.9%	5.3%	7.5%	5.6%	5.1%	0.2%	0.2%
Total June:	4.1%	3.5%	6.7%	3.6%	4.3%	3.6%	0.2%	0.6%
Medical & Dental				0.0%	0.0%			
Nursing & Midwifery	3.3%	0.0%	3.7%	2.9%	2.9%	2.3%	0.2%	0.5%
Health & Social Care Professionals	3.7%	4.0%	8.2%	1.3%	4.4%	3.7%	0.1%	0.6%
Management & Administrative	0.5%	0.0%	0.7%	0.0%	0.4%	0.1%	0.0%	0.3%
General Support	0.0%	19.6%	1.1%	3.6%	3.7%	3.7%		
Patient & Client Care	5.3%	3.3%	8.7%	4.9%	5.4%	4.5%	0.2%	0.8%
Total May:	9.0%	5.6%	9.5%	7.4%	7.9%	5.0%	0.2%	2.7%
Medical & Dental				0.0%	0.0%			
Nursing & Midwifery	8.6%	4.8%	9.0%	7.1%	7.5%	4.2%	0.1%	3.2%
Health & Social Care Professionals	7.5%	5.8%	5.6%	4.6%	5.9%	3.7%	0.1%	2.2%
Management & Administrative	0.0%	3.2%	4.2%	3.8%	3.1%	2.0%		1.0%
General Support	0.0%	23.2%	10.7%	14.1%	12.5%	9.9%	0.1%	2.5%
Patient & Client Care	11.6%	5.3%	13.5%	8.1%	9.3%	6.0%	0.3%	3.0%
Total April:	9.1%	5.2%	9.9%	15.4%	11.4%	5.7%	0.1%	5.6%
Medical & Dental				0.0%	0.0%			
Nursing & Midwifery	8.5%	5.5%	13.3%	16.5%	14.4%	4.8%	0.2%	9.4%
Health & Social Care Professionals	4.1%	4.8%	6.3%	11.5%	6.5%	3.8%	0.1%	2.6%
Management & Administrative	2.9%	7.8%	5.5%	4.5%	5.1%	3.8%	0.1%	1.3%
General Support	0.0%	14.4%	7.1%	25.1%	16.2%	11.1%		5.2%
Patient & Client Care	14.1%	5.0%	12.4%	15.7%	13.0%	6.9%	0.1%	5.9%
Total March:	6.3%	4.9%	5.8%	6.2%	5.9%	3.9%	0.3%	1.6%
Medical & Dental				0.0%	0.0%			
Nursing & Midwifery	4.9%	1.9%	6.0%	5.5%	5.3%	3.5%	0.4%	1.4%
Health & Social Care Professionals	6.6%	5.9%	5.5%	3.9%	5.7%	4.0%	0.3%	1.4%
Management & Administrative	12.6%	2.3%	4.2%	5.0%	5.8%	4.7%	0.4%	0.7%
General Support	0.0%	0.0%	5.6%	8.8%	6.0%	4.1%	0.4%	1.4%
Patient & Client Care	6.0%	4.8%	6.4%	7.1%	6.3%	3.8%	0.4%	2.0%
Total February:	3.1%	3.1%	4.0%	4.7%	4.0%	3.6%	0.4%	
Medical & Dental				0.0%	0.0%			
Nursing & Midwifery	2.4%	5.9%	3.6%	4.4%	4.1%	3.8%	0.3%	
Health & Social Care Professionals	3.3%	4.3%	5.7%	2.8%	4.1%	3.6%	0.5%	
Management & Administrative	8.9%	1.7%	0.8%	6.6%	4.0%	3.7%	0.3%	
General Support	1.4%	0.0%	8.0%	4.3%	5.2%	5.2%		
Patient & Client Care	2.5%	2.1%	2.8%	5.4%	3.8%	3.4%	0.4%	
Total January:	3.4%	4.0%	5.1%	6.1%	5.1%	4.7%	0.5%	
Medical & Dental				0.0%	0.0%			
Nursing & Midwifery	7.9%	5.9%	2.1%	5.0%	5.0%	4.5%	0.5%	
Health & Social Care Professionals	3.1%	3.5%	6.7%	7.9%	5.4%	4.9%	0.5%	
Management & Administrative	1.6%	4.9%	1.7%	1.8%	2.2%	1.6%	0.6%	
General Support	7.2%	0.0%	8.2%	12.2%	9.9%	9.8%	0.2%	
Patient & Client Care	2.4%	4.2%	5.0%	6.2%	5.0%	4.5%	0.5%	
CHO 8: S38 2019 overall	3.0%	4.0%	4.5%	4.1%	4.0%	3.6%	0.4%	
Medical & Dental				0.8%	0.8%		0.8%	
Nursing & Midwifery	5.9%	3.3%	6.1%	2.8%	3.6%	3.3%	0.3%	
Health & Social Care Professionals	2.6%	4.5%	5.2%	5.9%	4.5%	4.2%	0.3%	
Management & Administrative	1.3%	2.3%	3.5%	2.2%	2.5%	2.1%	0.4%	
General Support	0.3%	2.4%	5.5%	5.9%	5.3%	4.9%	0.4%	
Patient & Client Care	2.8%	4.0%	3.3%	4.4%	3.9%	3.5%	0.4%	