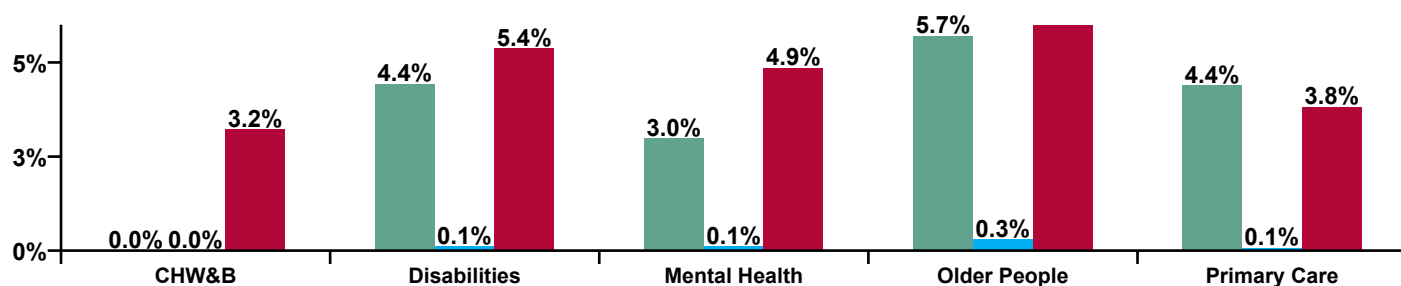


April 2020

CHO 9 Absence Rate - by Staff Category: Apr 2020	Certified absence	Self-certified absence	COVID-19 absence	Total absence rate	Certified	Self-certified	COVID-19
CHO 9	4.3%	0.1%	6.4%	10.9%	39.6%	1.2%	59.2%
Medical & Dental	1.3%	0.0%	2.2%	3.6%	37.2%	0.7%	62.0%
Nursing & Midwifery	4.3%	0.1%	9.2%	13.7%	31.6%	1.1%	67.3%
Health & Social Care Professionals	3.5%	0.1%	4.3%	7.9%	44.5%	0.7%	54.7%
Management & Administrative	2.9%	0.1%	2.4%	5.3%	54.0%	1.5%	44.5%
General Support	6.0%	0.1%	6.3%	12.4%	48.6%	0.8%	50.6%
Patient & Client Care	6.1%	0.2%	8.2%	14.5%	41.9%	1.6%	56.5%

CHO 9 Absence Rate - by Care Group: Apr 2020	Certified absence	Self-certified absence	COVID-19 absence	Total absence rate	Certified	Self-certified	COVID-19
CHO 9	4.3%	0.1%	6.4%	10.9%	39.6%	1.2%	59.2%
Community Health & Wellbeing			3.2%	3.2%	0.0%	0.0%	100.0%
Health Service Executive	7.8%	0.2%	7.3%	15.3%	51.2%	1.1%	47.8%
Section 38 Voluntary Agencies	3.9%	0.1%	5.1%	9.1%	43.0%	1.1%	55.9%
Disabilities	4.4%	0.1%	5.4%	9.9%	44.7%	1.1%	54.2%
Health Service Executive	5.9%	0.4%	19.1%	25.4%	23.4%	1.5%	75.1%
Section 38 Voluntary Agencies	5.0%	0.1%	11.2%	16.3%	30.8%	0.4%	68.8%
Older People	5.7%	0.3%	17.1%	23.1%	24.7%	1.3%	74.0%
Health Service Executive	3.0%	0.1%	5.1%	8.3%	36.5%	1.3%	62.2%
Section 38 Voluntary Agencies	2.8%	0.1%	3.2%	6.1%	46.0%	1.8%	52.2%
Mental Health	3.0%	0.1%	4.9%	7.9%	37.6%	1.4%	61.1%
Primary Care	4.4%	0.1%	3.8%	8.3%	53.0%	0.9%	46.1%

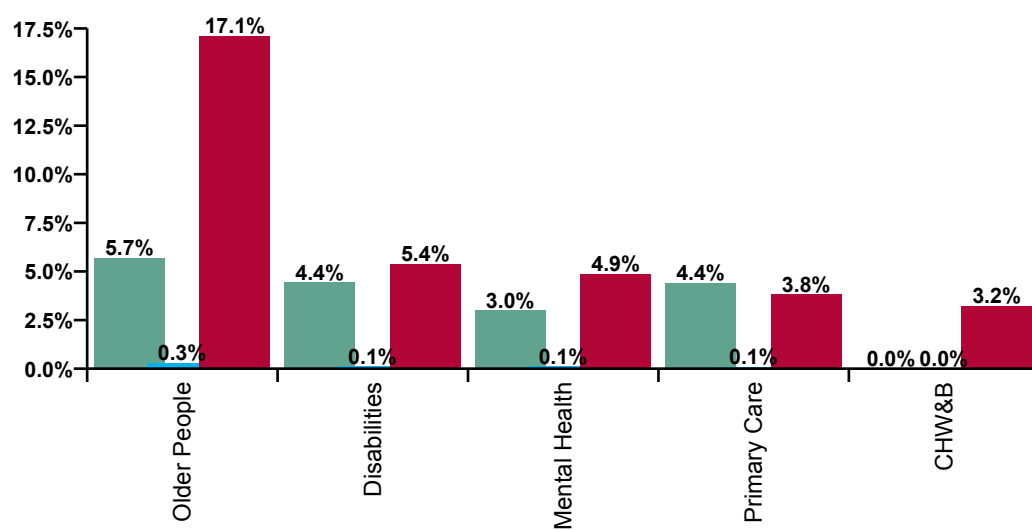
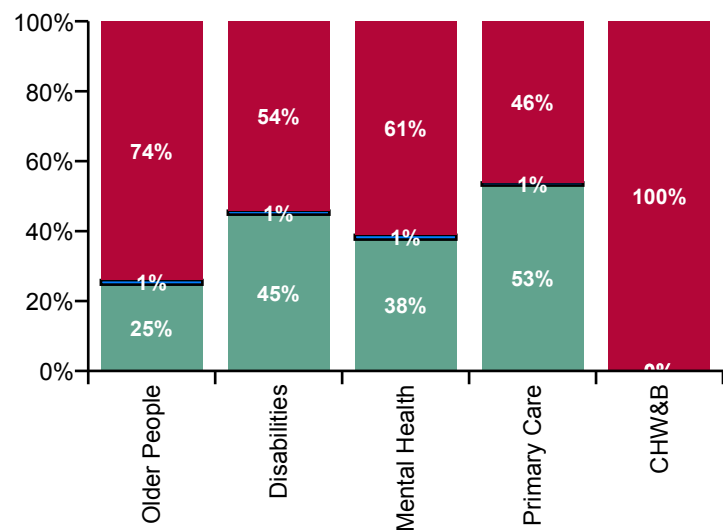
Certified, self-certified & COVID-19: Apr 2020



Legend

Certified absence
Self-certified absence
COVID-19 absence

CHO 9 Overall Absence Rate - by Care Group & Staff Category: Apr 2020	Medical & Dental	Nursing & Midwifery	Health & Social Care Professionals	Management & Administrative	General Support	Patient & Client Care	Certified absence	Self-certified absence	COVID-19 absence	Total absence
CHO 9	3.6%	13.7%	7.9%	5.3%	12.4%	14.5%	4.3%	0.1%	6.4%	10.9%
Community Health & Wellbeing			0.0%	3.5%					3.2%	3.2%
Health Service Executive	3.5%	16.6%	12.9%	2.9%	37.6%	14.5%	7.8%	0.2%	7.3%	15.3%
Section 38 Voluntary Agencies	0.2%	10.5%	8.0%	3.3%	13.2%	11.3%	3.9%	0.1%	5.1%	9.1%
Disabilities	0.3%	12.2%	8.2%	3.2%	14.0%	11.9%	4.4%	0.1%	5.4%	9.9%
Health Service Executive	5.5%	34.6%	7.5%	3.7%	16.2%	30.7%	5.9%	0.4%	19.1%	25.4%
Section 38 Voluntary Agencies	22.5%	26.6%	2.9%	3.2%	6.9%	18.7%	5.0%	0.1%	11.2%	16.3%
Older People	10.5%	32.8%	6.2%	3.6%	13.2%	27.9%	5.7%	0.3%	17.1%	23.1%
Health Service Executive	6.5%	8.0%	8.6%	8.6%	7.9%	10.2%	3.0%	0.1%	5.1%	8.3%
Section 38 Voluntary Agencies	4.7%	6.1%	0.0%	2.0%	11.5%	0.0%	2.8%	0.1%	3.2%	6.1%
Mental Health	6.5%	7.7%	8.3%	7.3%	9.0%	9.8%	3.0%	0.1%	4.9%	7.9%
Primary Care	2.6%	11.1%	7.0%	6.6%	9.8%	12.7%	4.4%	0.1%	3.8%	8.3%



Certified absence

Self-certified absence

COVID-19 absence

CHO 9 Absence Rate - by Care Group, Staff Category & Absence type: Apr 2020

Community Health & Wellbeing by Staff Category Apr 2020	Certified absence	Self-certified absence	COVID-19 absence	Total absence	Certified	Self-certified	COVID-19
Total	0.0%	0.0%	3.2%	3.2%	0.0%	0.0%	100.0%

Disabilities by Staff Category Apr 2020	Certified absence	Self-certified absence	COVID-19 absence	Total absence	Certified	Self-certified	COVID-19
Total	4.4%	0.1%	5.4%	9.9%	44.7%	1.1%	54.2%
Medical & Dental	0.2%	0.0%	0.1%	0.3%	58.4%	0.0%	41.6%
Nursing & Midwifery	4.6%	0.1%	7.5%	12.2%	38.0%	0.9%	61.0%
Health & Social Care Professionals	3.7%	0.1%	4.5%	8.2%	44.9%	0.7%	54.4%
Management & Administrative	1.7%	0.0%	1.5%	3.2%	53.7%	1.1%	45.3%
General Support	5.3%	0.0%	8.6%	14.0%	38.0%	0.3%	61.7%
Patient & Client Care	6.1%	0.2%	5.6%	11.9%	51.4%	1.8%	46.8%

Older People by Staff Category Apr 2020	Certified absence	Self-certified absence	COVID-19 absence	Total absence	Certified	Self-certified	COVID-19
Total	5.7%	0.3%	17.1%	23.1%	24.7%	1.3%	74.0%
Medical & Dental	0.0%	0.0%	10.5%	10.5%	0.0%	0.0%	100.0%
Nursing & Midwifery	6.1%	0.4%	26.4%	32.8%	18.4%	1.1%	80.4%
Health & Social Care Professionals	1.2%	0.0%	5.0%	6.2%	19.0%	0.0%	81.0%
Management & Administrative	1.2%	0.2%	2.2%	3.6%	33.3%	4.9%	61.9%
General Support	7.3%	0.2%	5.7%	13.2%	55.2%	1.5%	43.3%
Patient & Client Care	7.5%	0.4%	19.9%	27.9%	26.9%	1.5%	71.6%

Mental Health by Staff Category Apr 2020	Certified absence	Self-certified absence	COVID-19 absence	Total absence	Certified	Self-certified	COVID-19
Total	3.0%	0.1%	4.9%	7.9%	37.6%	1.4%	61.1%
Medical & Dental	2.0%	0.1%	4.4%	6.5%	31.4%	1.2%	67.4%
Nursing & Midwifery	2.4%	0.1%	5.1%	7.7%	31.9%	1.9%	66.3%
Health & Social Care Professionals	3.5%	0.0%	4.8%	8.3%	42.3%	0.0%	57.7%
Management & Administrative	3.5%	0.1%	3.7%	7.3%	47.5%	1.8%	50.7%
General Support	5.7%	0.1%	3.1%	9.0%	63.6%	1.5%	34.9%
Patient & Client Care	3.0%	0.1%	6.8%	9.8%	30.3%	0.5%	69.2%

Primary Care by Staff Category Apr 2020	Certified absence	Self-certified absence	COVID-19 absence	Total absence	Certified	Self-certified	COVID-19
Total	4.4%	0.1%	3.8%	8.3%	53.0%	0.9%	46.1%
Medical & Dental	2.1%	0.0%	0.5%	2.6%	82.0%	0.0%	18.0%
Nursing & Midwifery	5.4%	0.0%	5.7%	11.1%	48.4%	0.3%	51.3%
Health & Social Care Professionals	3.5%	0.1%	3.4%	7.0%	49.8%	1.4%	48.8%
Management & Administrative	3.9%	0.1%	2.5%	6.6%	60.2%	1.2%	38.5%
General Support	7.1%	0.0%	2.7%	9.8%	72.3%	0.0%	27.7%
Patient & Client Care	6.4%	0.2%	6.1%	12.7%	50.8%	1.5%	47.8%

CHO 9 Absence Rate - by Staff Category & Care Group	CHW&B	HSE	S38	Disabilities	HSE	S38	Older People	HSE	S38	Mental Health	Primary Care	Total absence	Certified absence	Self-certified absence	COVID-19 absence
CHO 9: 2020 overall	1.5%	10.9%	6.7%	7.2%	12.0%	12.5%	12.2%	6.4%	6.3%	6.4%	6.8%	7.6%	4.6%	0.4%	2.7%
Medical & Dental		5.3%	1.6%	1.9%	2.4%	14.5%	6.6%	5.0%	2.5%	5.0%	3.2%	4.0%	2.2%	0.2%	1.7%
Nursing & Midwifery		11.6%	6.8%	8.2%	14.5%	15.2%	14.7%	6.2%	6.1%	6.2%	7.6%	8.4%	4.5%	0.4%	3.5%
Health & Social Care Professionals	0.0%	8.8%	6.4%	6.5%	4.1%	8.6%	5.5%	6.2%	4.4%	6.1%	4.9%	6.1%	3.8%	0.3%	2.0%
Management & Administrative	1.6%	6.2%	3.4%	3.5%	2.7%	1.1%	2.3%	9.1%	3.5%	8.0%	6.5%	5.3%	3.9%	0.3%	1.1%
General Support		20.9%	8.7%	9.0%	10.9%	9.3%	10.4%	7.8%	10.5%	8.6%	10.4%	9.4%	6.6%	0.4%	2.4%
Patient & Client Care		10.6%	7.5%	8.1%	14.8%	12.9%	14.3%	6.0%	3.0%	5.9%	10.5%	9.2%	6.6%	0.4%	2.4%
Total April:	3.2%	15.3%	9.1%	9.9%	25.4%	16.3%	23.1%	8.3%	6.1%	7.9%	8.3%	10.9%	4.3%	0.1%	6.4%
Medical & Dental		3.5%	0.2%	0.3%	5.5%	22.5%	10.5%	6.5%	4.7%	6.5%	2.6%	3.6%	1.3%	0.0%	2.2%
Nursing & Midwifery		16.6%	10.5%	12.2%	34.6%	26.6%	32.8%	8.0%	6.1%	7.7%	11.1%	13.7%	4.3%	0.1%	9.2%
Health & Social Care Professionals	0.0%	12.9%	8.0%	8.2%	7.5%	2.9%	6.2%	8.6%	0.0%	8.3%	7.0%	7.9%	3.5%	0.1%	4.3%
Management & Administrative	3.5%	2.9%	3.3%	3.2%	3.7%	3.2%	3.6%	8.6%	2.0%	7.3%	6.6%	5.3%	2.9%	0.1%	2.4%
General Support		37.6%	13.2%	14.0%	16.2%	6.9%	13.2%	7.9%	11.5%	9.0%	9.8%	12.4%	6.0%	0.1%	6.3%
Patient & Client Care		14.5%	11.3%	11.9%	30.7%	18.7%	27.9%	10.2%	0.0%	9.8%	12.7%	14.5%	6.1%	0.2%	8.2%
Total March:	1.3%	11.3%	8.1%	8.5%	9.2%	21.2%	12.8%	8.1%	8.3%	8.1%	9.2%	9.1%	4.6%	0.3%	4.1%
Medical & Dental		9.3%	3.7%	4.9%	1.8%	30.2%	13.0%	8.5%	4.5%	8.4%	1.8%	8.2%	2.5%	0.2%	5.5%
Nursing & Midwifery		12.1%	7.0%	8.4%	8.5%	24.7%	13.0%	7.5%	8.5%	7.7%	8.5%	8.9%	4.0%	0.4%	4.5%
Health & Social Care Professionals	0.0%	13.5%	9.0%	9.1%	4.7%	21.6%	10.7%	8.8%	7.8%	8.7%	4.7%	9.0%	4.9%	0.3%	3.8%
Management & Administrative	1.5%	5.5%	4.3%	4.4%	2.7%	0.0%	2.0%	10.1%	7.4%	9.5%	2.7%	5.2%	2.7%	0.2%	2.3%
General Support		16.2%	8.4%	8.7%	10.5%	16.8%	12.7%	9.2%	10.2%	9.5%	10.5%	10.0%	6.5%	0.4%	3.1%
Patient & Client Care		10.1%	8.8%	9.0%	12.8%	22.9%	15.7%	7.1%	0.0%	6.8%	12.8%	10.4%	5.4%	0.4%	4.6%
Total February:	0.0%	8.4%	4.7%	5.2%	6.1%	4.8%	5.8%	4.5%	5.7%	4.7%	5.1%	5.1%	4.6%	0.5%	
Medical & Dental		8.3%	5.2%	5.7%	0.4%	0.0%	0.3%	2.3%	0.0%	2.2%	3.0%	2.6%	2.4%	0.2%	
Nursing & Midwifery		8.8%	4.6%	5.8%	6.5%	3.2%	5.7%	4.3%	5.5%	4.5%	5.2%	5.3%	4.7%	0.6%	
Health & Social Care Professionals	0.0%	3.3%	4.5%	4.4%	1.8%	5.5%	3.0%	4.0%	4.2%	4.0%	3.4%	4.1%	3.7%	0.4%	
Management & Administrative	0.0%	8.9%	3.2%	3.5%	1.1%	0.0%	0.8%	8.0%	2.1%	6.9%	5.8%	4.7%	4.3%	0.4%	
General Support		15.7%	6.1%	6.4%	7.8%	7.1%	7.5%	8.4%	10.9%	9.1%	13.5%	7.8%	7.3%	0.5%	
Patient & Client Care		8.6%	5.0%	5.6%	7.7%	4.3%	6.8%	3.2%	0.0%	3.0%	7.3%	5.7%	5.1%	0.6%	
Total January:	1.2%	8.5%	4.6%	5.2%	6.4%	4.0%	5.9%	4.7%	5.1%	4.8%	5.7%	5.3%	4.7%	0.5%	
Medical & Dental		0.0%	8.6%	7.1%	0.8%	0.0%	0.5%	2.7%	0.0%	2.6%	4.0%	3.4%	3.1%	0.2%	
Nursing & Midwifery		8.8%	5.0%	6.1%	6.6%	4.0%	6.0%	4.8%	4.3%	4.7%	5.5%	5.6%	5.1%	0.5%	
Health & Social Care Professionals	0.0%	4.9%	4.0%	4.1%	1.6%	1.0%	1.4%	3.1%	5.2%	3.2%	4.0%	3.9%	3.4%	0.5%	
Management & Administrative	1.3%	7.1%	2.7%	3.0%	3.2%	1.3%	2.7%	9.6%	2.2%	8.1%	7.6%	5.7%	5.2%	0.5%	
General Support		13.1%	6.7%	6.9%	9.0%	5.7%	7.9%	5.5%	9.4%	6.7%	7.8%	7.2%	6.5%	0.7%	
Patient & Client Care		9.2%	4.9%	5.6%	7.3%	3.3%	6.4%	3.5%	11.3%	3.8%	7.7%	5.7%	5.1%	0.7%	
CHO 9: 2019 overall		6.6%	4.3%	4.6%	5.8%	4.2%	5.4%	4.5%	3.8%	4.4%	3.9%	4.5%	4.0%	0.4%	
Medical & Dental		0.0%	1.7%	1.6%	0.8%	1.0%	0.9%	3.3%	0.8%	3.3%	3.5%	3.0%	2.8%	0.2%	
Nursing & Midwifery		7.3%	4.3%	4.9%	5.6%	2.6%	4.8%	4.4%	3.4%	4.2%	4.5%	4.6%	4.1%	0.4%	
Health & Social Care Professionals		3.1%	4.0%	4.0%	3.6%	3.9%	3.7%	3.4%	2.0%	3.3%	2.9%	3.7%	3.3%	0.4%	
Management & Administrative		4.1%	3.8%	3.8%	3.7%	1.9%	3.3%	6.2%	3.2%	5.7%	5.5%	4.8%	4.4%	0.4%	
General Support		6.4%	4.3%	4.4%	6.4%	4.9%	5.9%	5.7%	5.8%	5.7%	3.7%	5.0%	4.6%	0.4%	
Patient & Client Care		7.6%	5.0%	5.3%	7.5%	4.9%	6.8%	4.5%	5.6%	4.5%	6.8%	5.5%	4.6%	0.4%	

CHO 9 Absence Rate - by Staff Category & S38 Agency	Central Remedial Clinic	Daughters of Charity, Dublin	Incorporated Orthopaedic Hospital	St. Michael's House, Dublin	St. Vincent's, Fairview	Total absence	Certified absence	Self-certified absence	COVID-19 absence
CHO 9: S38 2020 overall	5.5%	6.2%	12.5%	7.2%	6.3%	7.0%	4.2%	0.3%	2.5%
Medical & Dental	0.0%		14.5%	1.6%	2.5%	3.4%	1.5%		1.9%
Nursing & Midwifery	3.0%	6.4%	15.2%	7.5%	6.1%	7.5%	3.9%	0.4%	3.3%
Health & Social Care Professionals	2.5%	6.8%	8.6%	7.0%	4.4%	6.4%	4.0%	0.3%	2.2%
Management & Administrative	5.4%	2.7%	1.1%	3.0%	3.5%	3.3%	2.2%	0.2%	0.9%
General Support	10.9%	7.4%	9.3%	9.6%	10.5%	8.9%	5.9%	0.4%	2.7%
Patient & Client Care	10.3%	6.0%	12.9%	8.9%	3.0%	7.9%	4.9%	0.4%	2.6%
Total April:	7.7%	9.1%	16.3%	9.3%	6.1%	9.4%	3.9%	0.1%	5.4%
Medical & Dental	0.0%		22.5%	0.2%	4.7%	1.4%	0.2%		1.2%
Nursing & Midwifery	0.0%	11.8%	26.6%	9.4%	6.1%	11.3%	3.4%	0.1%	7.8%
Health & Social Care Professionals	0.9%	10.7%	2.9%	8.4%	0.0%	7.9%	3.4%	0.1%	4.4%
Management & Administrative	5.5%	2.8%	3.2%	2.8%	2.0%	3.1%	1.7%	0.0%	1.4%
General Support	10.7%	9.5%	6.9%	16.6%	11.5%	12.2%	5.2%	0.1%	6.9%
Patient & Client Care	20.9%	7.2%	18.7%	14.5%	0.0%	11.8%	5.9%	0.2%	5.7%
Total March:	4.7%	6.8%	21.2%	9.7%	8.3%	9.1%	4.5%	0.3%	4.4%
Medical & Dental	0.0%		30.2%	4.0%	4.5%	12.9%	3.9%		9.0%
Nursing & Midwifery	3.3%	5.4%	24.7%	9.1%	8.5%	9.1%	3.7%	0.3%	5.1%
Health & Social Care Professionals	2.1%	8.8%	21.6%	10.3%	7.8%	9.3%	4.8%	0.3%	4.2%
Management & Administrative	6.8%	2.4%	0.0%	4.6%	7.4%	4.4%	2.2%	0.1%	2.1%
General Support	6.8%	8.8%	16.8%	8.3%	10.2%	9.9%	5.7%	0.6%	3.6%
Patient & Client Care	7.9%	6.9%	22.9%	11.7%	0.0%	9.9%	5.0%	0.3%	4.6%
Total February:	5.3%	4.3%	4.8%	4.8%	5.7%	4.7%	4.3%	0.4%	
Medical & Dental	0.0%		0.0%	5.6%	0.0%	3.1%	3.1%		
Nursing & Midwifery	5.4%	4.0%	3.2%	5.3%	5.5%	4.6%	4.0%	0.6%	
Health & Social Care Professionals	3.6%	4.2%	5.5%	4.7%	4.2%	4.5%	4.1%	0.3%	
Management & Administrative	6.0%	3.5%	0.0%	2.0%	2.1%	2.9%	2.7%	0.2%	
General Support	16.0%	4.9%	7.1%	6.2%	10.9%	6.7%	6.4%	0.3%	
Patient & Client Care	6.4%	4.6%	4.3%	5.1%	0.0%	4.9%	4.4%	0.5%	
Total January:	4.4%	4.4%	4.0%	4.8%	5.1%	4.6%	4.1%	0.5%	
Medical & Dental	0.0%		0.0%	9.3%	0.0%	5.1%	5.1%		
Nursing & Midwifery	3.6%	4.2%	4.0%	6.1%	4.3%	4.8%	4.3%	0.5%	
Health & Social Care Professionals	3.2%	3.2%	1.0%	4.5%	5.2%	4.0%	3.5%	0.4%	
Management & Administrative	3.2%	2.1%	1.3%	2.9%	2.2%	2.6%	2.2%	0.3%	
General Support	10.3%	6.1%	5.7%	6.9%	9.4%	6.9%	6.2%	0.7%	
Patient & Client Care	6.5%	5.1%	3.3%	4.2%	11.3%	4.8%	4.1%	0.7%	
CHO 9: S38 2019 overall	3.4%	3.9%	4.2%	4.9%	3.8%	4.3%	3.9%	0.4%	
Medical & Dental	0.0%	24.2%	1.0%	0.9%	0.8%	1.5%	1.4%	0.0%	
Nursing & Midwifery	3.6%	3.5%	2.6%	5.4%	3.4%	4.0%	3.6%	0.4%	
Health & Social Care Professionals	2.9%	3.0%	3.9%	4.6%	2.0%	4.0%	3.7%	0.4%	
Management & Administrative	3.8%	4.6%	1.9%	3.3%	3.2%	3.7%	3.4%	0.3%	
General Support	4.7%	3.5%	4.9%	5.0%	5.8%	4.6%	4.3%	0.3%	
Patient & Client Care	3.8%	4.5%	4.9%	5.8%	5.6%	5.0%	4.6%	0.4%	