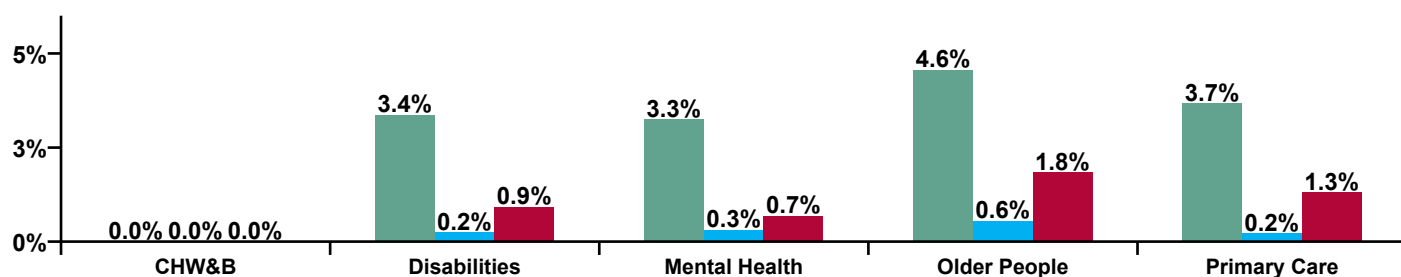


## December 2020

CHO 9 Absence Rate - by Staff Category: Dec 2020	Certified absence	Self-certified absence	COVID-19 absence	Total absence rate	Certified	Self-certified	COVID-19
<b>CHO 9</b>	<b>3.6%</b>	<b>0.3%</b>	<b>1.1%</b>	<b>4.9%</b>	<b>72.3%</b>	<b>6.0%</b>	<b>21.8%</b>
Medical & Dental	2.2%	0.1%	1.4%	3.6%	60.3%	1.5%	38.2%
Nursing & Midwifery	3.8%	0.3%	1.1%	5.2%	72.2%	6.1%	21.6%
Health & Social Care Professionals	2.9%	0.2%	1.1%	4.2%	69.3%	3.9%	26.8%
Management & Administrative	2.9%	0.2%	0.4%	3.6%	82.0%	6.7%	11.2%
General Support	4.1%	0.4%	0.7%	5.1%	79.3%	7.2%	13.4%
Patient & Client Care	4.3%	0.4%	1.3%	6.1%	71.1%	7.1%	21.7%

CHO 9 Absence Rate - by Care Group: Dec 2020	Certified absence	Self-certified absence	COVID-19 absence	Total absence rate	Certified	Self-certified	COVID-19
<b>CHO 9</b>	<b>3.6%</b>	<b>0.3%</b>	<b>1.1%</b>	<b>4.9%</b>	<b>72.3%</b>	<b>6.0%</b>	<b>21.8%</b>
<b>Community Health &amp; Wellbeing</b>							
Health Service Executive	4.6%	0.3%	1.1%	6.0%	75.9%	5.3%	18.8%
Section 38 Voluntary Agencies	3.2%	0.2%	0.9%	4.3%	73.9%	5.5%	20.6%
<b>Disabilities</b>	<b>3.4%</b>	<b>0.2%</b>	<b>0.9%</b>	<b>4.5%</b>	<b>74.3%</b>	<b>5.5%</b>	<b>20.3%</b>
Health Service Executive	4.5%	0.6%	1.8%	6.9%	64.6%	9.3%	26.2%
Section 38 Voluntary Agencies	4.8%	0.4%	1.9%	7.0%	68.0%	5.1%	27.0%
<b>Older People</b>	<b>4.6%</b>	<b>0.6%</b>	<b>1.8%</b>	<b>7.0%</b>	<b>65.6%</b>	<b>8.0%</b>	<b>26.4%</b>
Health Service Executive	2.9%	0.3%	0.8%	4.0%	71.9%	8.7%	19.4%
Section 38 Voluntary Agencies	5.3%	0.1%	0.1%	5.5%	96.2%	1.3%	2.4%
<b>Mental Health</b>	<b>3.3%</b>	<b>0.3%</b>	<b>0.7%</b>	<b>4.2%</b>	<b>76.8%</b>	<b>7.2%</b>	<b>16.0%</b>
<b>Primary Care</b>	<b>3.7%</b>	<b>0.2%</b>	<b>1.3%</b>	<b>5.2%</b>	<b>70.5%</b>	<b>4.2%</b>	<b>25.2%</b>

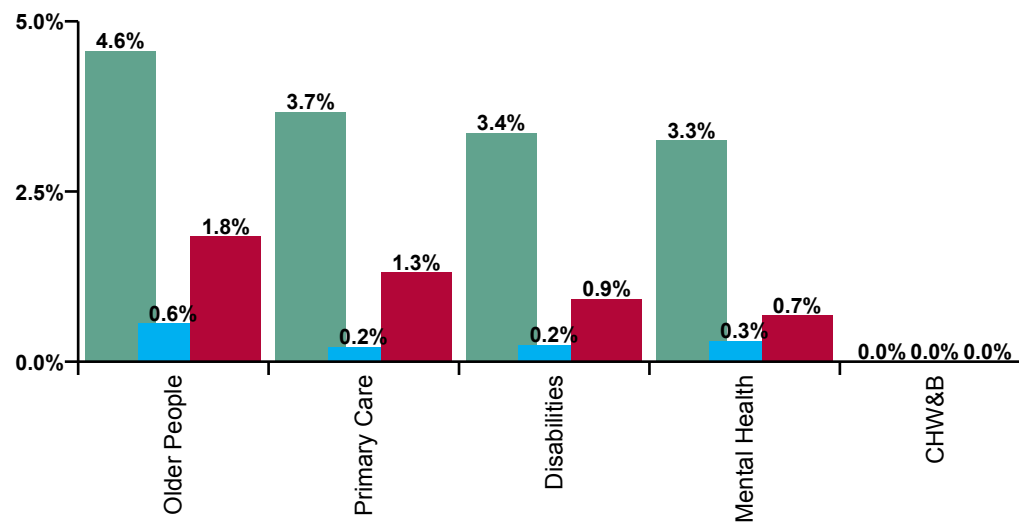
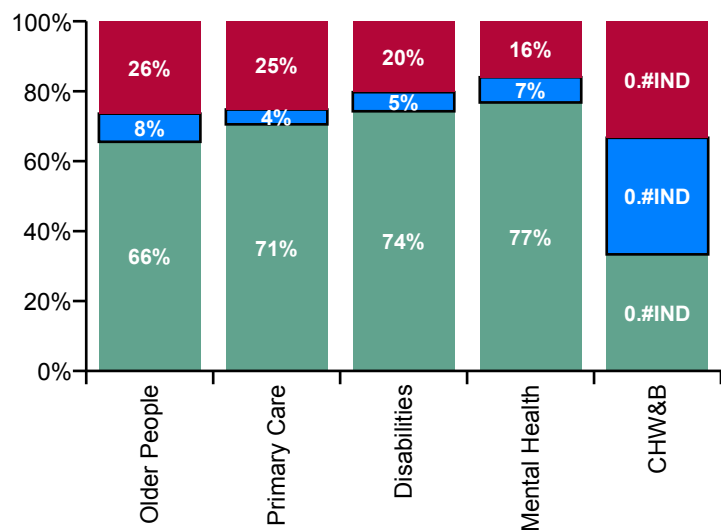
Certified, self-certified & COVID-19: Dec 2020



Legend

Certified absence
Self-certified absence
COVID-19 absence

CHO 9 Overall Absence Rate - by Care Group & Staff Category: Dec 2020	Medical & Dental	Nursing & Midwifery	Health & Social Care Professionals	Management & Administrative	General Support	Patient & Client Care	Certified absence	Self-certified absence	COVID-19 absence	Total absence
<b>CHO 9</b>	<b>3.6%</b>	<b>5.2%</b>	<b>4.2%</b>	<b>3.6%</b>	<b>5.1%</b>	<b>6.1%</b>	<b>3.6%</b>	<b>0.3%</b>	<b>1.1%</b>	<b>4.9%</b>
<b>Community Health &amp; Wellbeing</b>			<b>0.0%</b>	<b>0.0%</b>						<b>0.0%</b>
Health Service Executive	0.0%	6.2%	1.3%	0.2%	3.8%	8.1%	4.6%	0.3%	1.1%	6.0%
Section 38 Voluntary Agencies	0.0%	5.0%	4.1%	1.1%	4.9%	4.7%	3.2%	0.2%	0.9%	4.3%
<b>Disabilities</b>	<b>0.0%</b>	<b>5.3%</b>	<b>4.0%</b>	<b>1.0%</b>	<b>4.8%</b>	<b>5.3%</b>	<b>3.4%</b>	<b>0.2%</b>	<b>0.9%</b>	<b>4.5%</b>
Health Service Executive	13.9%	7.5%	1.5%	5.6%	6.0%	7.8%	4.5%	0.6%	1.8%	6.9%
Section 38 Voluntary Agencies	0.0%	4.4%	5.2%	11.7%	6.9%	11.4%	4.8%	0.4%	1.9%	7.0%
<b>Older People</b>	<b>9.7%</b>	<b>6.7%</b>	<b>3.3%</b>	<b>7.0%</b>	<b>6.3%</b>	<b>8.7%</b>	<b>4.6%</b>	<b>0.6%</b>	<b>1.8%</b>	<b>7.0%</b>
Health Service Executive	2.6%	4.4%	4.4%	3.6%	5.2%	3.1%	2.9%	0.3%	0.8%	4.0%
Section 38 Voluntary Agencies	32.7%	5.7%	4.6%	4.1%	4.5%	0.0%	5.3%	0.1%	0.1%	5.5%
<b>Mental Health</b>	<b>3.4%</b>	<b>4.7%</b>	<b>4.4%</b>	<b>3.7%</b>	<b>5.0%</b>	<b>3.0%</b>	<b>3.3%</b>	<b>0.3%</b>	<b>0.7%</b>	<b>4.2%</b>
<b>Primary Care</b>	<b>3.2%</b>	<b>4.5%</b>	<b>5.1%</b>	<b>4.8%</b>	<b>2.7%</b>	<b>9.2%</b>	<b>3.7%</b>	<b>0.2%</b>	<b>1.3%</b>	<b>5.2%</b>



Certified absence

Self-certified absence

COVID-19 absence

## CHO 9 Absence Rate - by Care Group, Staff Category & Absence type: Dec 2020

Community Health & Wellbeing by Staff Category Dec 2020	Certified absence	Self-certified absence	COVID-19 absence	Total absence	Certified	Self-certified	COVID-19
<b>Total</b>	<b>0.0%</b>	<b>0.0%</b>	<b>0.0%</b>	<b>0.0%</b>			

Disabilities by Staff Category Dec 2020	Certified absence	Self-certified absence	COVID-19 absence	Total absence	Certified	Self-certified	COVID-19
<b>Total</b>	<b>3.4%</b>	<b>0.2%</b>	<b>0.9%</b>	<b>4.5%</b>	<b>74.3%</b>	<b>5.5%</b>	<b>20.3%</b>
Medical & Dental				<b>0.0%</b>			
Nursing & Midwifery	3.9%	0.2%	1.2%	<b>5.3%</b>	72.9%	4.4%	22.8%
Health & Social Care Professionals	2.8%	0.2%	1.0%	<b>4.0%</b>	69.8%	4.5%	25.7%
Management & Administrative	0.7%	0.3%	0.0%	<b>1.0%</b>	69.7%	28.1%	2.2%
General Support	3.8%	0.2%	0.8%	<b>4.8%</b>	79.2%	4.8%	16.1%
Patient & Client Care	4.2%	0.3%	0.8%	<b>5.3%</b>	78.2%	6.2%	15.6%

Older People by Staff Category Dec 2020	Certified absence	Self-certified absence	COVID-19 absence	Total absence	Certified	Self-certified	COVID-19
<b>Total</b>	<b>4.6%</b>	<b>0.6%</b>	<b>1.8%</b>	<b>7.0%</b>	<b>65.6%</b>	<b>8.0%</b>	<b>26.4%</b>
Medical & Dental	6.2%	0.0%	3.5%	<b>9.7%</b>	63.9%	0.0%	36.1%
Nursing & Midwifery	3.8%	0.7%	2.2%	<b>6.7%</b>	56.3%	10.6%	33.1%
Health & Social Care Professionals	0.8%	0.1%	2.4%	<b>3.3%</b>	23.8%	1.7%	74.5%
Management & Administrative	6.4%	0.1%	0.4%	<b>7.0%</b>	91.6%	2.1%	6.3%
General Support	5.0%	0.5%	0.9%	<b>6.3%</b>	78.4%	8.0%	13.5%
Patient & Client Care	6.0%	0.7%	1.9%	<b>8.7%</b>	69.8%	8.4%	21.8%

Mental Health by Staff Category Dec 2020	Certified absence	Self-certified absence	COVID-19 absence	Total absence	Certified	Self-certified	COVID-19
<b>Total</b>	<b>3.3%</b>	<b>0.3%</b>	<b>0.7%</b>	<b>4.2%</b>	<b>76.8%</b>	<b>7.2%</b>	<b>16.0%</b>
Medical & Dental	2.6%	0.0%	0.8%	<b>3.4%</b>	76.4%	1.2%	22.4%
Nursing & Midwifery	3.6%	0.3%	0.8%	<b>4.7%</b>	76.6%	7.4%	16.1%
Health & Social Care Professionals	2.9%	0.3%	1.2%	<b>4.4%</b>	66.0%	6.7%	27.4%
Management & Administrative	3.5%	0.1%	0.1%	<b>3.7%</b>	96.0%	2.0%	2.0%
General Support	3.9%	0.5%	0.6%	<b>5.0%</b>	78.0%	10.4%	11.6%
Patient & Client Care	2.1%	0.4%	0.4%	<b>3.0%</b>	71.3%	14.8%	13.9%

Primary Care by Staff Category Dec 2020	Certified absence	Self-certified absence	COVID-19 absence	Total absence	Certified	Self-certified	COVID-19
<b>Total</b>	<b>3.7%</b>	<b>0.2%</b>	<b>1.3%</b>	<b>5.2%</b>	<b>70.5%</b>	<b>4.2%</b>	<b>25.2%</b>
Medical & Dental	1.2%	0.1%	1.9%	<b>3.2%</b>	38.3%	2.7%	58.9%
Nursing & Midwifery	3.8%	0.1%	0.6%	<b>4.5%</b>	84.2%	2.9%	12.9%
Health & Social Care Professionals	4.0%	0.1%	1.0%	<b>5.1%</b>	77.7%	1.8%	20.5%
Management & Administrative	3.7%	0.3%	0.8%	<b>4.8%</b>	76.5%	6.3%	17.2%
General Support	2.7%	0.0%	0.0%	<b>2.7%</b>	100.0%	0.0%	0.0%
Patient & Client Care	4.6%	0.6%	4.0%	<b>9.2%</b>	50.4%	6.5%	43.1%

CHO 9 Absence Rate - by Staff Category & Care Group	CHW&B	HSE	S38	Disabilities	HSE	S38	Older People	HSE	S38	Mental Health	Primary Care	Total absence	Certified absence	Self-certified absence	COVID-19 absence
CHO 9: 2020 overall	0.8%	8.1%	5.4%	5.8%	9.2%	7.9%	8.8%	4.8%	4.4%	4.8%	5.3%	5.9%	3.9%	0.3%	1.7%
Medical & Dental		1.5%	3.2%	3.0%	3.8%	7.7%	5.1%	3.1%	5.8%	3.1%	2.9%	3.2%	2.1%	0.1%	0.9%
Nursing & Midwifery		9.1%	5.5%	6.5%	11.0%	7.6%	10.2%	5.1%	4.3%	5.0%	6.0%	6.5%	4.1%	0.3%	2.1%
Health & Social Care Professionals	0.0%	5.3%	5.1%	5.1%	3.4%	4.7%	3.9%	3.9%	2.6%	3.8%	3.8%	4.7%	3.1%	0.2%	1.4%
Management & Administrative	0.9%	3.0%	2.6%	2.7%	3.5%	4.3%	3.7%	5.1%	3.5%	4.8%	4.9%	4.0%	3.1%	0.2%	0.6%
General Support		14.5%	7.2%	7.4%	7.8%	7.6%	7.7%	6.1%	6.3%	6.2%	7.3%	7.2%	5.2%	0.3%	1.7%
Patient & Client Care		8.0%	6.0%	6.4%	10.9%	10.3%	10.7%	5.4%	1.4%	5.2%	8.8%	7.2%	5.2%	0.3%	1.7%
Total December:	0.0%	6.0%	4.3%	4.5%	6.9%	7.0%	7.0%	4.0%	5.5%	4.2%	5.2%	4.9%	3.6%	0.3%	1.1%
Medical & Dental		0.0%	0.0%	0.0%	13.9%	0.0%	9.7%	2.6%	32.7%	3.4%	3.2%	3.6%	2.2%	0.1%	1.4%
Nursing & Midwifery		6.2%	5.0%	5.3%	7.5%	4.4%	6.7%	4.4%	5.7%	4.7%	4.5%	5.2%	3.8%	0.3%	1.1%
Health & Social Care Professionals	0.0%	1.3%	4.1%	4.0%	1.5%	5.2%	3.3%	4.4%	4.6%	4.4%	5.1%	4.2%	2.9%	0.2%	1.1%
Management & Administrative	0.0%	0.2%	1.1%	1.0%	5.6%	11.7%	7.0%	3.6%	4.1%	3.7%	4.8%	3.6%	2.9%	0.2%	0.4%
General Support		3.8%	4.9%	4.8%	6.0%	6.9%	6.3%	5.2%	4.5%	5.0%	2.7%	5.1%	4.1%	0.4%	0.7%
Patient & Client Care		8.1%	4.7%	5.3%	7.8%	11.4%	8.7%	3.1%	0.0%	3.0%	9.2%	6.1%	4.3%	0.4%	1.3%
Total November:	0.0%	6.0%	3.8%	4.1%	5.4%	3.2%	4.8%	3.6%	4.0%	3.7%	4.5%	4.2%	3.1%	0.3%	0.8%
Medical & Dental		0.0%	0.9%	0.6%	8.8%	0.0%	6.0%	2.0%	17.9%	2.4%	2.8%	2.7%	1.8%	0.1%	0.8%
Nursing & Midwifery		6.2%	3.6%	4.3%	6.2%	1.6%	5.0%	4.7%	3.8%	4.6%	5.3%	4.7%	3.6%	0.3%	0.9%
Health & Social Care Professionals	0.0%	2.4%	3.7%	3.6%	0.9%	2.1%	1.4%	2.4%	0.0%	2.3%	3.9%	3.4%	2.4%	0.2%	0.9%
Management & Administrative	0.0%	0.0%	2.3%	2.1%	4.0%	3.4%	3.9%	3.5%	4.6%	3.7%	3.7%	3.2%	2.7%	0.2%	0.4%
General Support		10.7%	5.8%	5.9%	5.4%	6.2%	5.7%	4.4%	4.1%	4.3%	6.2%	5.4%	4.7%	0.3%	0.4%
Patient & Client Care		7.7%	4.1%	4.7%	5.9%	4.0%	5.5%	2.5%	0.0%	2.4%	6.5%	4.8%	3.4%	0.5%	0.9%
Total October:	0.6%	6.5%	4.9%	5.1%	5.7%	2.7%	4.8%	3.8%	2.1%	3.6%	4.7%	4.7%	3.3%	0.2%	1.2%
Medical & Dental		0.0%	9.4%	6.4%	0.7%	0.0%	0.5%	2.1%	0.2%	2.1%	2.9%	2.5%	1.4%	0.0%	1.1%
Nursing & Midwifery		6.5%	3.8%	4.6%	5.8%	1.3%	4.6%	4.4%	2.4%	4.0%	4.6%	4.4%	3.2%	0.2%	1.0%
Health & Social Care Professionals	0.0%	4.1%	5.3%	5.3%	0.7%	1.4%	1.0%	3.7%	0.5%	3.6%	3.9%	4.6%	2.9%	0.2%	1.5%
Management & Administrative	0.7%	0.2%	2.2%	2.0%	7.0%	7.1%	7.0%	4.5%	0.9%	3.8%	4.4%	3.7%	3.1%	0.1%	0.5%
General Support		5.1%	9.1%	8.8%	5.3%	0.0%	3.5%	5.1%	2.8%	4.4%	8.4%	6.2%	4.6%	0.2%	1.4%
Patient & Client Care		8.1%	4.9%	5.5%	6.9%	7.1%	7.0%	2.5%	0.0%	2.4%	8.1%	5.7%	4.0%	0.4%	1.3%
Total September:	3.2%	7.1%	5.0%	5.3%	6.7%	4.7%	6.1%	4.1%	3.0%	4.0%	4.9%	5.1%	3.7%	0.3%	1.1%
Medical & Dental		0.0%	8.9%	6.0%	0.0%	2.3%	0.7%	1.4%	0.0%	1.4%	3.0%	2.3%	1.8%	0.2%	0.3%
Nursing & Midwifery		7.7%	5.4%	6.0%	8.0%	2.1%	6.3%	4.8%	3.7%	4.6%	5.8%	5.6%	4.0%	0.4%	1.2%
Health & Social Care Professionals	0.0%	5.6%	4.6%	4.7%	3.8%	4.4%	4.0%	3.2%	1.4%	3.2%	3.1%	4.2%	2.7%	0.2%	1.3%
Management & Administrative	3.6%	1.8%	1.9%	1.9%	2.8%	6.5%	3.7%	3.4%	0.0%	2.8%	4.7%	3.3%	2.6%	0.1%	0.6%
General Support		12.9%	8.8%	9.0%	4.5%	8.7%	6.0%	8.0%	3.6%	6.8%	4.5%	7.3%	5.6%	0.3%	1.3%
Patient & Client Care		7.5%	5.3%	5.7%	8.5%	5.9%	7.9%	4.1%	4.4%	4.1%	9.2%	6.2%	4.6%	0.4%	1.2%
Total August:	0.0%	8.3%	4.4%	4.8%	6.7%	5.6%	6.4%	3.9%	1.6%	3.5%	4.9%	4.8%	3.8%	0.3%	0.7%
Medical & Dental		0.0%	4.1%	4.0%	0.0%	0.0%	0.0%	2.2%	6.5%	2.3%	3.9%	3.5%	3.3%	0.1%	0.1%
Nursing & Midwifery		8.6%	4.7%	5.9%	8.7%	4.7%	7.7%	4.2%	1.8%	3.8%	6.6%	5.6%	4.4%	0.4%	0.8%
Health & Social Care Professionals	0.0%	2.4%	4.0%	3.9%	2.8%	1.7%	2.4%	1.5%	0.0%	1.4%	2.2%	3.2%	2.3%	0.1%	0.7%
Management & Administrative	0.0%	3.3%	3.3%	3.4%	3.2%	6.6%	4.1%	2.9%	0.6%	2.4%	3.9%	3.4%	3.1%	0.1%	0.2%
General Support		14.0%	4.6%	4.7%	4.8%	8.4%	6.1%	5.5%	1.5%	4.4%	0.2%	4.7%	3.7%	0.3%	0.8%
Patient & Client Care		9.7%	4.9%	5.7%	7.5%	6.6%	7.3%	6.3%	1.0%	6.1%	11.5%	6.4%	5.1%	0.3%	1.0%
Total July:	0.0%	7.7%	4.7%	5.2%	6.5%	4.0%	5.9%	3.7%	2.5%	3.6%	4.2%	4.8%	3.7%	0.2%	0.8%
Medical & Dental		0.0%	3.5%	2.6%	1.3%	0.0%	0.8%	2.1%	0.0%	2.1%	3.2%	2.5%	2.4%	0.0%	
Nursing & Midwifery		9.9%	4.2%	5.7%	8.3%	2.7%	7.0%	4.2%	1.9%	3.8%	4.6%	5.1%	4.1%	0.3%	0.8%
Health & Social Care Professionals	0.0%	5.4%	4.1%	4.1%	2.2%	1.9%	2.1%	2.0%	4.9%	2.1%	3.3%	3.7%	2.8%	0.2%	0.7%
Management & Administrative	0.0%	7.8%	2.0%	2.4%	4.9%	4.1%	4.7%	1.5%	4.2%	2.0%	3.7%	3.0%	2.7%	0.1%	0.2%
General Support		15.6%	8.4%	8.6%	3.0%	3.6%	3.2%	4.8%	3.6%	4.4%	5.1%	6.0%	3.5%	0.2%	2.3%
Patient & Client Care		5.4%	5.9%	5.8%	7.9%	7.2%	7.7%	6.8%	0.0%	6.5%	6.9%	6.3%	4.8%	0.4%	1.1%
Total June:	0.0%	5.8%	4.5%	4.7%	7.7%	6.5%	7.4%	3.2%	3.2%	3.2%	3.7%	4.6%	3.4%	0.2%	0.9%
Medical & Dental		0.0%	0.2%	0.2%	6.2%	13.3%	8.5%	0.6%	0.0%	0.6%	2.5%	2.0%	1.5%	0.0%	0.5%
Nursing & Midwifery		8.2%	5.0%	5.8%	9.6%	4.5%	8.4%	3.8%	2.5%	3.5%	4.3%	5.3%	3.6%	0.3%	1.3%
Health & Social Care Professionals	0.0%	4.5%	3.9%	3.9%	3.6%	1.1%	2.9%	2.7%	0.0%	2.6%	2.2%	3.4%	2.9%	0.1%	0.4%
Management & Administrative	0.0%	2.8%	1.8%	1.9%	1.6%	3.8%	2.2%	1.4%	6.1%	2.3%	4.0%	2.8%	2.4%	0.2%	0.3%
General Support		15.5%	7.0%	7.2%	6.1%	9.2%	7.1%	5.3%	4.6%	5.1%	5.6%	6.6%	4.4%	0.4%	1.8%
Patient & Client Care		3.2%	5.1%	4.8%	8.8%	9.2%	8.9%	4.4%	0.0%	4.2%	5.6%	5.6%	4.3%	0.3%	1.0%
Total May:	0.0%	6.8%	6.4%	6.5%	15.9%	13.7%	15.4%	5.8%	5.9%	5.8%	4.8%	7.2%	3.8%	0.2%	3.2%
Medical & Dental		0.0%	0.0%	0.0%	5.7%	15.0%	8.9%	3.6%	0.0%	3.5%	1.0%	2.6%	1.3%	0.0%	1.3%
Nursing & Midwifery		8.8%	7.2%	7.7%	20.3%	13.9%	18.9%	6.4%	5.4%	6.3%	7.0%	8.8%	4.4%	0.2%	4.3%
Health & Social Care Professionals	0.0%	4.9%	6.0%	5.9%	8.0%	7.9%	8.0%	2.2%	2.8%	2.3%	3.3%	5.2%	2.7%	0.1%	2.4%
Management & Administrative	0.0%	0.0%	3.4%	3.2%	1.8%	3.7%	2.3%	4.6%	8.0%	5.3%	4.6%	4.0%	2.8%	0.1%	1.1%
General Support		26.9%	5.8%	6.4%	13.6%	11.3%	12.9%	4.5%	8.1%	5.5%	6.1%	7.8%	5.2%	0.2%	2.5%
Patient & Client Care		4.5%	7.6%	7.0%	17.4%	20.6%	18.0%	10.5%	0.0%	10.2%	6.6%	9.3%	5.0%	0.2%	4.2%
Total April:	3.2%	15.3%	9.1%	9.9%	25.4%	16.3%	23.1%	8.3%	6.1%	7.9%	8.3%	10.9%	4.3%	0.1%	6.4%
Medical & Dental		3.5%	0.2%	0.3%	5.5%	22.5%	10.5%	6.5%	4.7%	6.5%	2.6%	3.6%	1.3%	0.0%	2.2%
Nursing & Midwifery		16.6%	10.5%	12.2%	34.6%	26.6%	32.8%	8.0%	6.1%	7.7%	11.1%	13.7%	4.3%	0.1%	9.2%
Health & Social Care Professionals	0.0%	12.9%	8.0%	8.2%	7.5%	2.9%	6.2%	8.6%	0.0%	8.3%	7.0%	7.9%	3.5%	0.1%	4.3%
Management & Administrative	3.5%	2.9%	3.3%	3.2%	3.7%	3.2%	3.6%	8.6%	2.0%	7.3%	6.6%	5.3%	2.9%	0.1%	2.4%
General Support		37.6%	13.2%	14.0%	16.2%	6.9%	13.2%	7.9%	11.5%	9.0%	9.8%	12.4%	6.0%	0.1%	6.3%
Patient & Client Care		14.5%	11.3%	11.9%	30.7%	18.7%	27.9%	10.2%	0.0%	9.8%	12.7%	14.5%	6.1%	0.2%	8.2%
Total March:	1.3%	11.3%	8.1%	8.5%	9.2%	21.2%	12.8%	8.1%	8.3%	8.1%	9.2%	9.1%	4.6%	0.3%	4.1%
Medical & Dental		9.3%	3.7%	4.9%	1.8%	30.2%	13.0%	8.5%	4.5%	8.4%	1.8%	8.2%	2.5%	0.2%	5.5%
Nursing & Midwifery		12.1%	7.0%	8.4%	8.5%	24.7%	13.0%	7.5%	8.5%	7.7%	8.5%	8.9%	4.0%	0.4%	4.5%
Health & Social Care Professionals	0.0%	13.5%	9.0%	9.1%	4.7%	21.6%	10.7%	8.8%	7.8%	8.7%	4.7%	9.0%	4.9%	0.3%	3.8%
Management & Administrative	1.5%	5.5%	4.3%	4.4%	2.7%	0.0%	2.0%	10.1%	7.4%	9.5%	2.7%	5.2%	2.7%	0.2%	2.3%
General Support		16.2%	8.4%	8.7%	10.5%	16.8%	12.7%	9.2%	10.2%	9.5%	10.5%	10.0%	6.5%	0.4%	3.1%
Patient & Client Care		10.1%	8.8%	9.0%	12.8%	22.9%	15.7%	7.1%	0.0%	6.8%	12.8%	10.4%	5.4%	0.4%	4.6%
Total February:	0.0%	8.4%	4.7%	5.2%	6.1%	4.8%	5.8%	4.5%	5.7%	4.7%	5.1%	5.1%	4.6%	0.5%	
Medical & Dental		8.3%	5.2%	5.7%	0.4%	0.0%	0.3%	2.3%	0.0%	2.2%	3.0%	2.6%	2.4%	0.2%	
Nursing & Midwifery		8.8%	4.6%	5.8%	6.5%	3.2%	5.7%	4.3%	5.5%	4.5%	5.2%	5.3%	4.7%	0.6%	
Health & Social Care Professionals	0.0%	3.3%	4.5%	4.4%	1.8%	5.5%	3.0%	4.0%	4.2%	4.0%	3.4%	4.1%	3.7%	0.4%	
Management & Administrative	0.0%	8.9%	3.2%	3.5%	1.1%	0.0%	0.8%	8.0%	2.1%	6.9%	5.8%	4.7%	4.3%	0.4%	
General Support		15.7%	6.1%	6.4%	7.8%	7.1%	7.5%	8.4%	10.9%	9.1%	13.5%	7.8%	7.3%	0.5%	
Patient & Client Care		8.6%	5.0%	5.6%	7.7%	4.3%	6.8%	3.2%	0.0%	3.0%	7.3%	5.7%	5.1%	0.6%	
Total January:	1.2%	8.5%	4.6%	5.2%	6.4%	4.0%	5.9%	4.7%	5.1%	4.8%	5.7%	5.3%	4.7%	0.5%	
Medical & Dental		0.0%	8.6%	7.1%	0.8%	0.0%	0.5%	2.7%	0.0%	2.6%	4.0%	3.4%	3.1%	0.2%	
Nursing & Midwifery		8.8%	5.0%	6.1%	6.6%	4.0%	6.0%	4.8%	4.3%	4.7%	5.5%	5.6%	5.1%	0.5%	
Health & Social Care Professionals	0.0%	4.9%	4.0%	4.1%	1.6%	1.0%	1.4%	3.1%	5.2%	3.2%	4.0%	3.9%	3.4%	0.5%	
Management & Administrative	1.3%	7.1%	2.7%	3.0%	3.2%	1.3%	2.7%	9.6%	2.2%	8.1%	7.6%	5.7%	5.2%	0.5%	
General Support		13.1%	6.7%	6.9%	9.0%	5.7%	7.9%	5.5%	9.4%	6.7%	7.8%	7.2%	6.5%	0.7%	
Patient & Client Care		9.2%	4.9%	5.6%	7.3%	3.3%	6.4%	3.5%	11.3%	3.8%	7.7%	5.7%	5.1%	0.7%	
CHO 9: 2019 overall		6.6%	4.3%	4.6%	5.8%	4.2%	5.4%	4.5%	3.8%	4.4%	3.9%	4.5%	4.0%	0.4%	
Medical & Dental		0.0%	1.7%	1.6%	0.8%	1.0%	0.9								



CHO 9 Absence Rate - by Staff Category & S38 Agency	Central Remedial Clinic	Daughters of Charity, Dublin	Incorporated Orthopaedic Hospital	St. Michael's House, Dublin	St. Vincent's, Fairview	Total absence	Certified absence	Self-certified absence	COVID-19 absence
CHO 9: S38 2020 overall	3.9%	5.1%	7.9%	5.9%	4.4%	5.5%	3.6%	0.2%	1.6%
Medical & Dental	0.0%	4.1%	7.7%	2.2%	5.8%	3.9%	2.8%	0.1%	0.9%
Nursing & Midwifery	2.3%	5.3%	7.6%	5.9%	4.3%	5.6%	3.4%	0.3%	1.9%
Health & Social Care Professionals	1.7%	5.7%	4.7%	5.6%	2.6%	5.1%	3.3%	0.2%	1.7%
Management & Administrative	4.2%	3.1%	4.3%	1.7%	3.5%	2.8%	2.2%	0.1%	0.5%
General Support	6.8%	5.1%	7.6%	10.0%	6.3%	7.1%	4.9%	0.3%	1.9%
Patient & Client Care	7.2%	5.0%	10.3%	7.1%	1.4%	6.3%	4.4%	0.3%	1.6%
Total December:	1.2%	3.8%	7.0%	5.2%	5.5%	4.6%	3.4%	0.2%	0.9%
Medical & Dental			0.0%	0.0%	32.7%	6.0%	6.0%		
Nursing & Midwifery	4.0%	4.0%	4.4%	6.4%	5.7%	5.0%	3.7%	0.2%	1.1%
Health & Social Care Professionals	1.4%	3.9%	5.2%	4.6%	4.6%	4.2%	2.8%	0.2%	1.2%
Management & Administrative	0.3%	1.8%	11.7%	0.8%	4.1%	2.0%	1.8%	0.3%	
General Support	1.5%	2.9%	6.9%	9.8%	4.5%	5.2%	4.5%	0.3%	0.4%
Patient & Client Care	1.0%	4.1%	11.4%	6.2%	0.0%	5.2%	4.0%	0.3%	0.9%
Total November:	3.0%	3.6%	3.2%	4.1%	4.0%	3.7%	2.8%	0.2%	0.7%
Medical & Dental			0.0%	0.9%	17.9%	3.2%	3.2%		
Nursing & Midwifery	1.5%	3.5%	1.6%	3.7%	3.8%	3.4%	2.5%	0.2%	0.7%
Health & Social Care Professionals	1.9%	3.9%	2.1%	4.0%	0.0%	3.6%	2.5%	0.1%	1.0%
Management & Administrative	3.2%	3.4%	3.4%	1.3%	4.6%	2.6%	1.9%	0.2%	0.5%
General Support	2.4%	3.7%	6.2%	9.0%	4.1%	5.5%	5.1%	0.2%	0.2%
Patient & Client Care	4.9%	3.4%	4.0%	4.7%	0.0%	4.1%	3.1%	0.4%	0.6%
Total October:	3.6%	4.9%	2.7%	5.1%	2.1%	4.6%	3.2%	0.2%	1.2%
Medical & Dental			0.0%	9.4%	0.2%	5.0%	5.0%		
Nursing & Midwifery	2.4%	3.7%	1.3%	4.1%	2.4%	3.3%	2.5%	0.2%	0.7%
Health & Social Care Professionals	2.6%	7.5%	1.4%	5.0%	0.5%	5.2%	3.0%	0.2%	1.9%
Management & Administrative	4.1%	2.3%	7.1%	1.3%	0.9%	2.3%	2.0%	0.0%	0.3%
General Support	9.8%	5.0%	0.0%	15.6%	2.8%	6.6%	4.9%	0.1%	1.6%
Patient & Client Care	4.2%	4.8%	7.1%	5.2%	0.0%	5.0%	3.7%	0.3%	1.1%
Total September:	2.3%	5.4%	4.7%	5.3%	3.0%	4.9%	3.4%	0.2%	1.3%
Medical & Dental			2.3%	8.9%	0.0%	5.5%	4.8%		0.7%
Nursing & Midwifery	7.8%	5.4%	2.1%	5.3%	3.7%	4.7%	3.0%	0.3%	1.5%
Health & Social Care Professionals	0.5%	6.5%	4.4%	4.8%	1.4%	4.6%	2.8%	0.2%	1.6%
Management & Administrative	3.0%	3.5%	6.5%	0.3%	0.0%	2.0%	1.9%	0.0%	
General Support	4.7%	6.1%	8.7%	14.0%	3.6%	8.1%	6.2%	0.3%	1.6%
Patient & Client Care	3.5%	5.0%	5.9%	6.1%	4.4%	5.3%	4.1%	0.2%	1.0%
Total August:	3.4%	4.3%	5.6%	4.6%	1.6%	4.3%	3.5%	0.2%	0.6%
Medical & Dental		4.1%	0.0%	2.8%	6.5%	4.0%	3.8%	0.2%	0.1%
Nursing & Midwifery	0.0%	4.1%	4.7%	5.4%	1.8%	4.2%	3.3%	0.3%	0.6%
Health & Social Care Professionals	1.4%	3.9%	1.7%	4.4%	0.0%	3.9%	2.8%	0.2%	0.9%
Management & Administrative	5.1%	6.0%	6.6%	0.4%	0.6%	3.3%	3.0%	0.1%	0.1%
General Support	1.6%	3.7%	8.4%	9.4%	1.5%	4.7%	3.6%	0.2%	0.9%
Patient & Client Care	6.5%	4.5%	6.6%	5.0%	1.0%	5.0%	4.2%	0.2%	0.5%
Total July:	2.8%	4.1%	4.0%	5.6%	2.5%	4.6%	3.6%	0.2%	0.8%
Medical & Dental			0.0%	3.5%	0.0%	1.9%	1.9%		
Nursing & Midwifery	0.0%	4.1%	2.7%	4.5%	1.9%	3.7%	3.1%	0.2%	0.4%
Health & Social Care Professionals	1.2%	3.7%	1.9%	4.7%	4.9%	4.0%	3.0%	0.2%	0.8%
Management & Administrative	4.4%	2.1%	4.1%	1.1%	4.2%	2.3%	2.2%	0.1%	0.0%
General Support	0.9%	4.0%	3.6%	14.8%	3.6%	7.0%	3.5%	0.1%	3.4%
Patient & Client Care	5.1%	4.7%	7.2%	7.7%	0.0%	5.9%	5.0%	0.2%	0.7%
Total June:	2.9%	4.2%	6.5%	5.1%	3.2%	4.6%	3.4%	0.2%	0.9%
Medical & Dental		1.0%	13.3%	0.0%	0.0%	3.4%	0.2%		3.3%
Nursing & Midwifery	0.0%	5.5%	4.5%	4.6%	2.5%	4.6%	3.1%	0.4%	1.1%
Health & Social Care Professionals	1.2%	4.0%	1.1%	4.4%	0.0%	3.8%	3.2%	0.2%	0.5%
Management & Administrative	3.1%	2.1%	3.8%	1.1%	6.1%	2.3%	2.0%	0.0%	0.3%
General Support	10.1%	4.2%	9.2%	9.2%	4.6%	7.0%	3.9%	0.5%	2.6%
Patient & Client Care	4.8%	3.6%	9.2%	7.3%	0.0%	5.4%	4.3%	0.2%	0.9%
Total May:	4.7%	6.8%	13.7%	6.5%	5.9%	6.9%	3.8%	0.1%	3.0%
Medical & Dental	0.0%		15.0%	0.0%	0.0%	4.1%			4.1%
Nursing & Midwifery	0.0%	7.6%	13.9%	7.2%	5.4%	7.6%	4.1%	0.1%	3.4%
Health & Social Care Professionals	0.1%	7.4%	7.9%	6.5%	2.8%	6.0%	3.0%	0.1%	2.9%
Management & Administrative	5.3%	5.0%	3.7%	1.8%	8.0%	3.8%	2.3%	0.1%	1.4%
General Support	5.3%	6.1%	11.3%	5.5%	8.1%	6.8%	5.1%	0.2%	1.6%
Patient & Client Care	12.8%	6.3%	20.6%	8.1%	0.0%	8.4%	4.6%	0.2%	3.5%
Total April:	7.7%	9.1%	16.3%	9.3%	6.1%	9.4%	3.9%	0.1%	5.4%
Medical & Dental	0.0%		22.5%	0.2%	4.7%	1.4%	0.2%		1.2%
Nursing & Midwifery	0.0%	11.8%	26.6%	9.4%	6.1%	11.3%	3.4%	0.1%	7.8%
Health & Social Care Professionals	0.9%	10.7%	2.9%	8.4%	0.0%	7.9%	3.4%	0.1%	4.4%
Management & Administrative	5.5%	2.8%	3.2%	2.8%	2.0%	3.1%	1.7%	0.0%	1.4%
General Support	10.7%	9.5%	6.9%	16.6%	11.5%	12.2%	5.2%	0.1%	6.9%
Patient & Client Care	20.9%	7.2%	18.7%	14.5%	0.0%	11.8%	5.9%	0.2%	5.7%
Total March:	4.7%	6.8%	21.2%	9.7%	8.3%	9.1%	4.5%	0.3%	4.4%
Medical & Dental	0.0%		30.2%	4.0%	4.5%	12.9%	3.9%		9.0%
Nursing & Midwifery	3.3%	5.4%	24.7%	9.1%	8.5%	9.1%	3.7%	0.3%	5.1%
Health & Social Care Professionals	2.1%	8.8%	21.6%	10.3%	7.8%	9.3%	4.8%	0.3%	4.2%
Management & Administrative	6.8%	2.4%	0.0%	4.6%	7.4%	4.4%	2.2%	0.1%	2.1%
General Support	6.8%	8.8%	16.8%	8.3%	10.2%	9.9%	5.7%	0.6%	3.6%
Patient & Client Care	7.9%	6.9%	22.9%	11.7%	0.0%	9.9%	5.0%	0.3%	4.6%
Total February:	5.3%	4.3%	4.8%	4.8%	5.7%	4.7%	4.3%	0.4%	
Medical & Dental	0.0%		0.0%	5.6%	0.0%	3.1%	3.1%		
Nursing & Midwifery	5.4%	4.0%	3.2%	5.3%	5.5%	4.6%	4.0%	0.6%	
Health & Social Care Professionals	3.6%	4.2%	5.5%	4.7%	4.2%	4.5%	4.1%	0.3%	
Management & Administrative	6.0%	3.5%	0.0%	2.0%	2.1%	2.9%	2.7%	0.2%	
General Support	16.0%	4.9%	7.1%	6.2%	10.9%	6.7%	6.4%	0.3%	
Patient & Client Care	6.4%	4.6%	4.3%	5.1%	0.0%	4.9%	4.4%	0.5%	
Total January:	4.4%	4.4%	4.0%	4.8%	5.1%	4.6%	4.1%	0.5%	
Medical & Dental	0.0%		0.0%	9.3%	0.0%	5.1%	5.1%		
Nursing & Midwifery	3.6%	4.2%	4.0%	6.1%	4.3%	4.8%	4.3%	0.5%	
Health & Social Care Professionals	3.2%	3.2%	1.0%	4.5%	5.2%	4.0%	3.5%	0.4%	
Management & Administrative	3.2%	2.1%	1.3%	2.9%	2.2%	2.6%	2.2%	0.3%	
General Support	10.3%	6.1%	5.7%	6.9%	9.4%	6.9%	6.2%	0.7%	
Patient & Client Care	6.5%	5.1%	3.3%	4.2%	11.3%	4.8%	4.1%	0.7%	
CHO 9: S38 2019 overall	3.4%	3.9%	4.2%	4.9%	3.8%	4.3%	3.9%	0.4%	
Medical & Dental	0.0%	24.2%	1.0%	0.9%	0.8%	1.5%	1.4%	0.0%	
Nursing & Midwifery	3.6%	3.5%	2.6%	5.4%	3.4%	4.0%	3.6%	0.4%	
Health & Social Care Professionals	2.9%	3.0%	3.9%	4.6%	2.0%	4.0%	3.7%	0.4%	
Management & Administrative	3.8%	4.6%	1.9%	3.3%	3.2%	3.7%	3.4%	0.3%	
General Support	4.7%	3.5%	4.9%	5.0%	5.8%	4.6%	4.3%	0.3%	
Patient & Client Care	3.8%	4.5%	4.9%	5.8%	5.6%	5.0%	4.6%	0.4%	