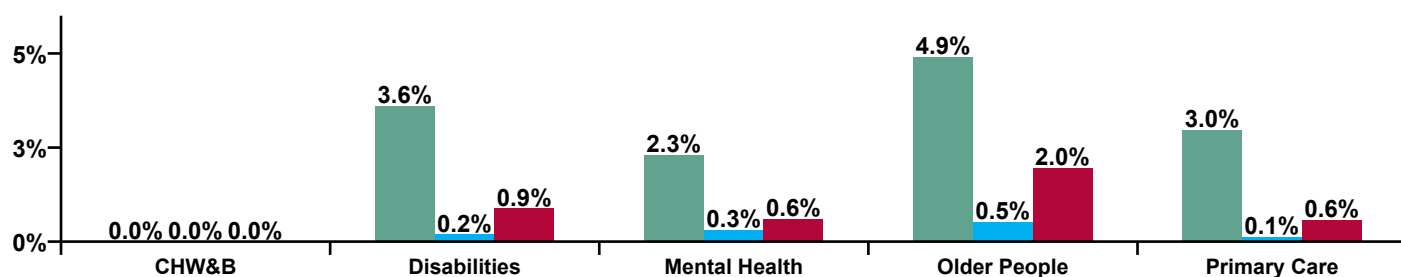


June 2020

| CHO 9 Absence Rate - by Staff Category: Jun 2020 | Certified absence | Self-certified absence | COVID-19 absence | Total absence rate | Certified | Self-certified | COVID-19 |
|--|-------------------|------------------------|------------------|--------------------|--------------|----------------|--------------|
| CHO 9 | 3.4% | 0.2% | 0.9% | 4.6% | 74.6% | 5.4% | 20.0% |
| Medical & Dental | 1.5% | 0.0% | 0.5% | 2.0% | 75.0% | 1.9% | 23.1% |
| Nursing & Midwifery | 3.6% | 0.3% | 1.3% | 5.3% | 68.3% | 6.3% | 25.4% |
| Health & Social Care Professionals | 2.9% | 0.1% | 0.4% | 3.4% | 83.7% | 3.4% | 12.9% |
| Management & Administrative | 2.4% | 0.2% | 0.3% | 2.8% | 83.9% | 5.9% | 10.2% |
| General Support | 4.4% | 0.4% | 1.8% | 6.6% | 66.6% | 6.1% | 27.3% |
| Patient & Client Care | 4.3% | 0.3% | 1.0% | 5.6% | 77.4% | 5.4% | 17.2% |

| CHO 9 Absence Rate - by Care Group: Jun 2020 | Certified absence | Self-certified absence | COVID-19 absence | Total absence rate | Certified | Self-certified | COVID-19 |
|--|-------------------|------------------------|------------------|--------------------|--------------|----------------|--------------|
| CHO 9 | 3.4% | 0.2% | 0.9% | 4.6% | 74.6% | 5.4% | 20.0% |
| Community Health & Wellbeing | | | | | | | |
| Health Service Executive | 5.4% | 0.4% | | 5.8% | 92.7% | 7.3% | 0.0% |
| Section 38 Voluntary Agencies | 3.3% | 0.2% | 1.0% | 4.5% | 73.7% | 3.5% | 22.8% |
| Disabilities | 3.6% | 0.2% | 0.9% | 4.7% | 76.9% | 4.2% | 18.9% |
| Health Service Executive | 4.7% | 0.5% | 2.4% | 7.7% | 61.6% | 6.6% | 31.8% |
| Section 38 Voluntary Agencies | 5.5% | 0.6% | 0.4% | 6.5% | 84.1% | 9.1% | 6.8% |
| Older People | 4.9% | 0.5% | 2.0% | 7.4% | 66.3% | 7.2% | 26.5% |
| Health Service Executive | 2.4% | 0.2% | 0.7% | 3.2% | 73.3% | 5.4% | 21.3% |
| Section 38 Voluntary Agencies | 1.9% | 1.1% | 0.1% | 3.2% | 60.7% | 34.9% | 4.4% |
| Mental Health | 2.3% | 0.3% | 0.6% | 3.2% | 71.5% | 9.7% | 18.8% |
| Primary Care | 3.0% | 0.1% | 0.6% | 3.7% | 80.7% | 3.4% | 15.9% |

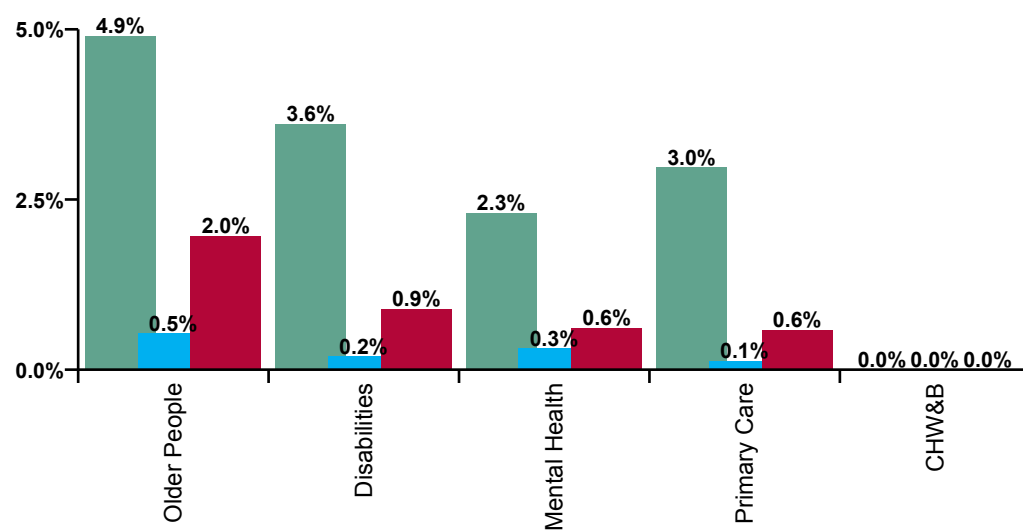
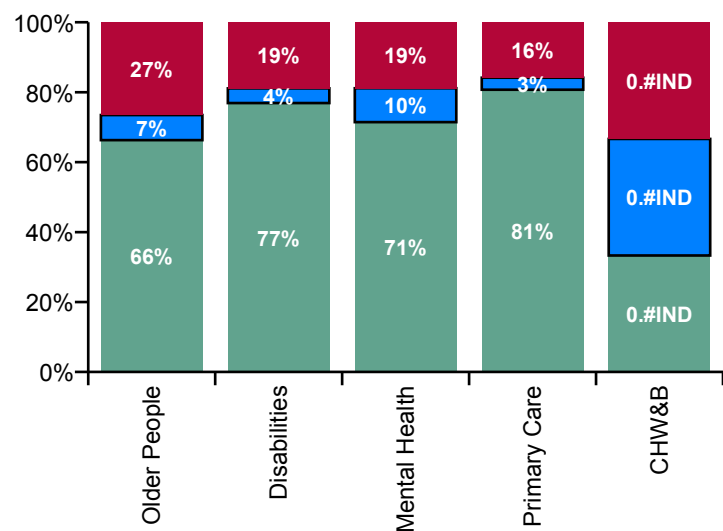
Certified, self-certified & COVID-19: Jun 2020



Legend

| |
|------------------------|
| Certified absence |
| Self-certified absence |
| COVID-19 absence |

| CHO 9 Overall Absence Rate - by Care Group & Staff Category: Jun 2020 | Medical & Dental | Nursing & Midwifery | Health & Social Care Professionals | Management & Administrative | General Support | Patient & Client Care | Certified absence | Self-certified absence | COVID-19 absence | Total absence |
|---|------------------|---------------------|------------------------------------|-----------------------------|-----------------|-----------------------|-------------------|------------------------|------------------|---------------|
| CHO 9 | 2.0% | 5.3% | 3.4% | 2.8% | 6.6% | 5.6% | 3.4% | 0.2% | 0.9% | 4.6% |
| Community Health & Wellbeing | | | 0.0% | 0.0% | | | | | | 0.0% |
| Health Service Executive | 0.0% | 8.2% | 4.5% | 2.8% | 15.5% | 3.2% | 5.4% | 0.4% | | 5.8% |
| Section 38 Voluntary Agencies | 0.2% | 5.0% | 3.9% | 1.8% | 7.0% | 5.1% | 3.3% | 0.2% | 1.0% | 4.5% |
| Disabilities | 0.2% | 5.8% | 3.9% | 1.9% | 7.2% | 4.8% | 3.6% | 0.2% | 0.9% | 4.7% |
| Health Service Executive | 6.2% | 9.6% | 3.6% | 1.6% | 6.1% | 8.8% | 4.7% | 0.5% | 2.4% | 7.7% |
| Section 38 Voluntary Agencies | 13.3% | 4.5% | 1.1% | 3.8% | 9.2% | 9.2% | 5.5% | 0.6% | 0.4% | 6.5% |
| Older People | 8.5% | 8.4% | 2.9% | 2.2% | 7.1% | 8.9% | 4.9% | 0.5% | 2.0% | 7.4% |
| Health Service Executive | 0.6% | 3.8% | 2.7% | 1.4% | 5.3% | 4.4% | 2.4% | 0.2% | 0.7% | 3.2% |
| Section 38 Voluntary Agencies | 0.0% | 2.5% | 0.0% | 6.1% | 4.6% | 0.0% | 1.9% | 1.1% | 0.1% | 3.2% |
| Mental Health | 0.6% | 3.5% | 2.6% | 2.3% | 5.1% | 4.2% | 2.3% | 0.3% | 0.6% | 3.2% |
| Primary Care | 2.5% | 4.3% | 2.2% | 4.0% | 5.6% | 5.6% | 3.0% | 0.1% | 0.6% | 3.7% |



Certified absence

Self-certified absence

COVID-19 absence

CHO 9 Absence Rate - by Care Group, Staff Category & Absence type: Jun 2020

| Community Health & Wellbeing by Staff Category Jun 2020 | Certified absence | Self-certified absence | COVID-19 absence | Total absence | Certified | Self-certified | COVID-19 |
|---|-------------------|------------------------|------------------|---------------|-----------|----------------|----------|
| Total | 0.0% | 0.0% | 0.0% | 0.0% | | | |

| Disabilities by Staff Category Jun 2020 | Certified absence | Self-certified absence | COVID-19 absence | Total absence | Certified | Self-certified | COVID-19 |
|---|-------------------|------------------------|------------------|---------------|--------------|----------------|--------------|
| Total | 3.6% | 0.2% | 0.9% | 4.7% | 76.9% | 4.2% | 18.9% |
| Medical & Dental | 0.2% | 0.0% | 0.0% | 0.2% | 100.0% | 0.0% | 0.0% |
| Nursing & Midwifery | 4.5% | 0.3% | 1.1% | 5.8% | 76.9% | 4.6% | 18.5% |
| Health & Social Care Professionals | 3.3% | 0.2% | 0.5% | 3.9% | 84.4% | 4.0% | 11.6% |
| Management & Administrative | 1.5% | 0.0% | 0.4% | 1.9% | 78.7% | 2.4% | 18.9% |
| General Support | 3.8% | 0.1% | 3.3% | 7.2% | 52.9% | 1.2% | 46.0% |
| Patient & Client Care | 3.8% | 0.2% | 0.8% | 4.8% | 78.4% | 5.1% | 16.5% |

| Older People by Staff Category Jun 2020 | Certified absence | Self-certified absence | COVID-19 absence | Total absence | Certified | Self-certified | COVID-19 |
|---|-------------------|------------------------|------------------|---------------|--------------|----------------|--------------|
| Total | 4.9% | 0.5% | 2.0% | 7.4% | 66.3% | 7.2% | 26.5% |
| Medical & Dental | 2.4% | 0.0% | 6.1% | 8.5% | 28.2% | 0.0% | 71.8% |
| Nursing & Midwifery | 4.7% | 0.5% | 3.2% | 8.4% | 56.4% | 6.1% | 37.5% |
| Health & Social Care Professionals | 1.0% | 0.2% | 1.8% | 2.9% | 34.6% | 5.7% | 59.8% |
| Management & Administrative | 2.1% | 0.1% | 0.0% | 2.2% | 97.4% | 2.6% | 0.0% |
| General Support | 5.4% | 1.1% | 0.7% | 7.1% | 75.0% | 14.7% | 10.3% |
| Patient & Client Care | 6.9% | 0.6% | 1.4% | 8.9% | 77.6% | 6.4% | 16.0% |

| Mental Health by Staff Category Jun 2020 | Certified absence | Self-certified absence | COVID-19 absence | Total absence | Certified | Self-certified | COVID-19 |
|--|-------------------|------------------------|------------------|---------------|--------------|----------------|--------------|
| Total | 2.3% | 0.3% | 0.6% | 3.2% | 71.5% | 9.7% | 18.8% |
| Medical & Dental | 0.5% | 0.1% | 0.0% | 0.6% | 86.3% | 13.7% | 0.0% |
| Nursing & Midwifery | 2.3% | 0.4% | 0.7% | 3.5% | 66.3% | 12.7% | 21.0% |
| Health & Social Care Professionals | 2.6% | 0.0% | 0.0% | 2.6% | 98.8% | 1.2% | 0.0% |
| Management & Administrative | 2.1% | 0.2% | 0.0% | 2.3% | 91.1% | 8.9% | 0.0% |
| General Support | 4.2% | 0.4% | 0.4% | 5.1% | 82.7% | 8.7% | 8.5% |
| Patient & Client Care | 2.0% | 0.2% | 2.0% | 4.2% | 46.9% | 5.7% | 47.4% |

| Primary Care by Staff Category Jun 2020 | Certified absence | Self-certified absence | COVID-19 absence | Total absence | Certified | Self-certified | COVID-19 |
|---|-------------------|------------------------|------------------|---------------|--------------|----------------|--------------|
| Total | 3.0% | 0.1% | 0.6% | 3.7% | 80.7% | 3.4% | 15.9% |
| Medical & Dental | 2.5% | 0.0% | 0.0% | 2.5% | 100.0% | 0.0% | 0.0% |
| Nursing & Midwifery | 2.7% | 0.1% | 1.5% | 4.3% | 63.3% | 2.9% | 33.8% |
| Health & Social Care Professionals | 1.9% | 0.0% | 0.3% | 2.2% | 86.9% | 0.7% | 12.4% |
| Management & Administrative | 3.3% | 0.3% | 0.4% | 4.0% | 82.5% | 6.9% | 10.5% |
| General Support | 5.6% | 0.0% | 0.0% | 5.6% | 100.0% | 0.0% | 0.0% |
| Patient & Client Care | 5.3% | 0.2% | 0.1% | 5.6% | 94.8% | 3.8% | 1.4% |

| CHO 9 Absence Rate - by Staff Category & Care Group | CHW&B | HSE | S38 | Disabilities | HSE | S38 | Older People | HSE | S38 | Mental Health | Primary Care | Total absence | Certified absence | Self-certified absence | COVID-19 absence |
|---|-------|-------|-------|--------------|-------|-------|--------------|-------|-------|---------------|--------------|---------------|-------------------|------------------------|------------------|
| CHO 9: 2020 overall | 1.0% | 9.4% | 6.3% | 6.7% | 12.0% | 11.8% | 11.9% | 5.8% | 5.7% | 5.8% | 5.9% | 7.0% | 4.3% | 0.3% | 2.5% |
| Medical & Dental | | 3.1% | 1.4% | 1.6% | 3.6% | 14.4% | 7.3% | 4.1% | 1.6% | 4.0% | 2.6% | 3.5% | 1.9% | 0.1% | 1.4% |
| Nursing & Midwifery | | 10.6% | 6.6% | 7.7% | 14.7% | 13.3% | 14.3% | 5.8% | 5.4% | 5.7% | 6.9% | 8.0% | 4.4% | 0.3% | 3.3% |
| Health & Social Care Professionals | 0.0% | 7.3% | 5.9% | 6.0% | 4.7% | 7.3% | 5.5% | 4.9% | 3.5% | 4.9% | 4.1% | 5.5% | 3.5% | 0.2% | 1.8% |
| Management & Administrative | 1.1% | 4.7% | 3.1% | 3.2% | 2.4% | 2.0% | 2.3% | 7.1% | 4.6% | 6.6% | 5.6% | 4.6% | 3.4% | 0.3% | 0.9% |
| General Support | | 20.9% | 7.9% | 8.3% | 10.6% | 9.6% | 10.3% | 6.8% | 9.1% | 7.5% | 9.3% | 8.7% | 6.0% | 0.4% | 2.3% |
| Patient & Client Care | | 8.3% | 7.1% | 7.3% | 14.2% | 13.5% | 14.0% | 6.5% | 2.0% | 6.4% | 9.2% | 8.6% | 6.0% | 0.4% | 2.3% |
| | | | | | | | | | | | | | | | |
| Total June: | 0.0% | 5.8% | 4.5% | 4.7% | 7.7% | 6.5% | 7.4% | 3.2% | 3.2% | 3.2% | 3.7% | 4.6% | 3.4% | 0.2% | 0.9% |
| Medical & Dental | | 0.0% | 0.2% | 0.2% | 6.2% | 13.3% | 8.5% | 0.6% | 0.0% | 0.6% | 2.5% | 2.0% | 1.5% | 0.0% | 0.5% |
| Nursing & Midwifery | | 8.2% | 5.0% | 5.8% | 9.6% | 4.5% | 8.4% | 3.8% | 2.5% | 3.5% | 4.3% | 5.3% | 3.6% | 0.3% | 1.3% |
| Health & Social Care Professionals | 0.0% | 4.5% | 3.9% | 3.9% | 3.6% | 1.1% | 2.9% | 2.7% | 0.0% | 2.6% | 2.2% | 3.4% | 2.9% | 0.1% | 0.4% |
| Management & Administrative | 0.0% | 2.8% | 1.8% | 1.9% | 1.6% | 3.8% | 2.2% | 1.4% | 6.1% | 2.3% | 4.0% | 2.8% | 2.4% | 0.2% | 0.3% |
| General Support | | 15.5% | 7.0% | 7.2% | 6.1% | 9.2% | 7.1% | 5.3% | 4.6% | 5.1% | 5.6% | 6.6% | 4.4% | 0.4% | 1.8% |
| Patient & Client Care | | 3.2% | 5.1% | 4.8% | 8.8% | 9.2% | 8.9% | 4.4% | 0.0% | 4.2% | 5.6% | 5.6% | 4.3% | 0.3% | 1.0% |
| Total May: | 0.0% | 6.8% | 6.4% | 6.5% | 15.9% | 13.7% | 15.4% | 5.8% | 5.9% | 5.8% | 4.8% | 7.2% | 3.8% | 0.2% | 3.2% |
| Medical & Dental | | 0.0% | 0.0% | 0.0% | 5.7% | 15.0% | 8.9% | 3.6% | 0.0% | 3.5% | 1.0% | 2.6% | 1.3% | 0.0% | 1.3% |
| Nursing & Midwifery | | 8.8% | 7.2% | 7.7% | 20.3% | 13.9% | 18.9% | 6.4% | 5.4% | 6.3% | 7.0% | 8.8% | 4.4% | 0.2% | 4.3% |
| Health & Social Care Professionals | 0.0% | 4.9% | 6.0% | 5.9% | 8.0% | 7.9% | 8.0% | 2.2% | 2.8% | 2.3% | 3.3% | 5.2% | 2.7% | 0.1% | 2.4% |
| Management & Administrative | 0.0% | 0.0% | 3.4% | 3.2% | 1.8% | 3.7% | 2.3% | 4.6% | 8.0% | 5.3% | 4.6% | 4.0% | 2.8% | 0.1% | 1.1% |
| General Support | | 26.9% | 5.8% | 6.4% | 13.6% | 11.3% | 12.9% | 4.5% | 8.1% | 5.5% | 6.1% | 7.8% | 5.2% | 0.2% | 2.5% |
| Patient & Client Care | | 4.5% | 7.6% | 7.0% | 17.4% | 20.6% | 18.0% | 10.5% | 0.0% | 10.2% | 6.6% | 9.3% | 5.0% | 0.2% | 4.2% |
| Total April: | 3.2% | 15.3% | 9.1% | 9.9% | 25.4% | 16.3% | 23.1% | 8.3% | 6.1% | 7.9% | 8.3% | 10.9% | 4.3% | 0.1% | 6.4% |
| Medical & Dental | | 3.5% | 0.2% | 0.3% | 5.5% | 22.5% | 10.5% | 6.5% | 4.7% | 6.5% | 2.6% | 3.6% | 1.3% | 0.0% | 2.2% |
| Nursing & Midwifery | | 16.6% | 10.5% | 12.2% | 34.6% | 26.6% | 32.8% | 8.0% | 6.1% | 7.7% | 11.1% | 13.7% | 4.3% | 0.1% | 9.2% |
| Health & Social Care Professionals | 0.0% | 12.9% | 8.0% | 8.2% | 7.5% | 2.9% | 6.2% | 8.6% | 0.0% | 8.3% | 7.0% | 7.9% | 3.5% | 0.1% | 4.3% |
| Management & Administrative | 3.5% | 2.9% | 3.3% | 3.2% | 3.7% | 3.2% | 3.6% | 8.6% | 2.0% | 7.3% | 6.6% | 5.3% | 2.9% | 0.1% | 2.4% |
| General Support | | 37.6% | 13.2% | 14.0% | 16.2% | 6.9% | 13.2% | 7.9% | 11.5% | 9.0% | 9.8% | 12.4% | 6.0% | 0.1% | 6.3% |
| Patient & Client Care | | 14.5% | 11.3% | 11.9% | 30.7% | 18.7% | 27.9% | 10.2% | 0.0% | 9.8% | 12.7% | 14.5% | 6.1% | 0.2% | 8.2% |
| Total March: | 1.3% | 11.3% | 8.1% | 8.5% | 9.2% | 21.2% | 12.8% | 8.1% | 8.3% | 8.1% | 9.2% | 9.1% | 4.6% | 0.3% | 4.1% |
| Medical & Dental | | 9.3% | 3.7% | 4.9% | 1.8% | 30.2% | 13.0% | 8.5% | 4.5% | 8.4% | 1.8% | 8.2% | 2.5% | 0.2% | 5.5% |
| Nursing & Midwifery | | 12.1% | 7.0% | 8.4% | 8.5% | 24.7% | 13.0% | 7.5% | 8.5% | 7.7% | 8.5% | 8.9% | 4.0% | 0.4% | 4.5% |
| Health & Social Care Professionals | 0.0% | 13.5% | 9.0% | 9.1% | 4.7% | 21.6% | 10.7% | 8.8% | 7.8% | 8.7% | 4.7% | 9.0% | 4.9% | 0.3% | 3.8% |
| Management & Administrative | 1.5% | 5.5% | 4.3% | 4.4% | 2.7% | 0.0% | 2.0% | 10.1% | 7.4% | 9.5% | 2.7% | 5.2% | 2.7% | 0.2% | 2.3% |
| General Support | | 16.2% | 8.4% | 8.7% | 10.5% | 16.8% | 12.7% | 9.2% | 10.2% | 9.5% | 10.5% | 10.0% | 6.5% | 0.4% | 3.1% |
| Patient & Client Care | | 10.1% | 8.8% | 9.0% | 12.8% | 22.9% | 15.7% | 7.1% | 0.0% | 6.8% | 12.8% | 10.4% | 5.4% | 0.4% | 4.6% |
| Total February: | 0.0% | 8.4% | 4.7% | 5.2% | 6.1% | 4.8% | 5.8% | 4.5% | 5.7% | 4.7% | 5.1% | 5.1% | 4.6% | 0.5% | |
| Medical & Dental | | 8.3% | 5.2% | 5.7% | 0.4% | 0.0% | 0.3% | 2.3% | 0.0% | 2.2% | 3.0% | 2.6% | 2.4% | 0.2% | |
| Nursing & Midwifery | | 8.8% | 4.6% | 5.8% | 6.5% | 3.2% | 5.7% | 4.3% | 5.5% | 4.5% | 5.2% | 5.3% | 4.7% | 0.6% | |
| Health & Social Care Professionals | 0.0% | 3.3% | 4.5% | 4.4% | 1.8% | 5.5% | 3.0% | 4.0% | 4.2% | 4.0% | 3.4% | 4.1% | 3.7% | 0.4% | |
| Management & Administrative | 0.0% | 8.9% | 3.2% | 3.5% | 1.1% | 0.0% | 0.8% | 8.0% | 2.1% | 6.9% | 5.8% | 4.7% | 4.3% | 0.4% | |
| General Support | | 15.7% | 6.1% | 6.4% | 7.8% | 7.1% | 7.5% | 8.4% | 10.9% | 9.1% | 13.5% | 7.8% | 7.3% | 0.5% | |
| Patient & Client Care | | 8.6% | 5.0% | 5.6% | 7.7% | 4.3% | 6.8% | 3.2% | 0.0% | 3.0% | 7.3% | 5.7% | 5.1% | 0.6% | |
| Total January: | 1.2% | 8.5% | 4.6% | 5.2% | 6.4% | 4.0% | 5.9% | 4.7% | 5.1% | 4.8% | 5.7% | 5.3% | 4.7% | 0.5% | |
| Medical & Dental | | 0.0% | 8.6% | 7.1% | 0.8% | 0.0% | 0.5% | 2.7% | 0.0% | 2.6% | 4.0% | 3.4% | 3.1% | 0.2% | |
| Nursing & Midwifery | | 8.8% | 5.0% | 6.1% | 6.6% | 4.0% | 6.0% | 4.8% | 4.3% | 4.7% | 5.5% | 5.6% | 5.1% | 0.5% | |
| Health & Social Care Professionals | 0.0% | 4.9% | 4.0% | 4.1% | 1.6% | 1.0% | 1.4% | 3.1% | 5.2% | 3.2% | 4.0% | 3.9% | 3.4% | 0.5% | |
| Management & Administrative | 1.3% | 7.1% | 2.7% | 3.0% | 3.2% | 1.3% | 2.7% | 9.6% | 2.2% | 8.1% | 7.6% | 5.7% | 5.2% | 0.5% | |
| General Support | | 13.1% | 6.7% | 6.9% | 9.0% | 5.7% | 7.9% | 5.5% | 9.4% | 6.7% | 7.8% | 7.2% | 6.5% | 0.7% | |
| Patient & Client Care | | 9.2% | 4.9% | 5.6% | 7.3% | 3.3% | 6.4% | 3.5% | 11.3% | 3.8% | 7.7% | 5.7% | 5.1% | 0.7% | |
| CHO 9: 2019 overall | | 6.6% | 4.3% | 4.6% | 5.8% | 4.2% | 5.4% | 4.5% | 3.8% | 4.4% | 3.9% | 4.5% | 4.0% | 0.4% | |
| Medical & Dental | | 0.0% | 1.7% | 1.6% | 0.8% | 1.0% | 0.9% | 3.3% | 0.8% | 3.3% | 3.5% | 3.0% | 2.8% | 0.2% | |
| Nursing & Midwifery | | 7.3% | 4.3% | 4.9% | 5.6% | 2.6% | 4.8% | 4.4% | 3.4% | 4.2% | 4.5% | 4.6% | 4.1% | 0.4% | |
| Health & Social Care Professionals | | 3.1% | 4.0% | 4.0% | 3.6% | 3.9% | 3.7% | 3.4% | 2.0% | 3.3% | 2.9% | 3.7% | 3.3% | 0.4% | |
| Management & Administrative | | 4.1% | 3.8% | 3.8% | 3.7% | 1.9% | 3.3% | 6.2% | 3.2% | 5.7% | 5.5% | 4.8% | 4.4% | 0.4% | |
| General Support | | 6.4% | 4.3% | 4.4% | 6.4% | 4.9% | 5.9% | 5.7% | 5.8% | 5.7% | 3.7% | 5.0% | 4.6% | 0.4% | |
| Patient & Client Care | | 7.6% | 5.0% | 5.3% | 7.5% | 4.9% | 6.8% | 4.5% | 5.6% | 4.5% | 6.8% | 5.5% | 4.6% | 0.4% | |

| CHO 9 Absence Rate - by Staff Category & S38 Agency | Central Remedial Clinic | Daughters of Charity, Dublin | Incorporated Orthopaedic Hospital | St. Michael's House, Dublin | St. Vincent's, Fairview | Total absence | Certified absence | Self-certified absence | COVID-19 absence |
|---|-------------------------|------------------------------|-----------------------------------|-----------------------------|-------------------------|---------------|-------------------|------------------------|------------------|
| CHO 9: S38 2020 overall | 4.9% | 5.9% | 11.8% | 6.8% | 5.7% | 6.6% | 4.0% | 0.3% | 2.3% |
| Medical & Dental | 0.0% | 1.0% | 14.4% | 1.4% | 1.6% | 3.5% | 1.2% | | 2.3% |
| Nursing & Midwifery | 1.9% | 6.4% | 13.3% | 7.0% | 5.4% | 7.0% | 3.8% | 0.3% | 2.9% |
| Health & Social Care Professionals | 1.9% | 6.4% | 7.3% | 6.5% | 3.5% | 5.9% | 3.7% | 0.2% | 2.0% |
| Management & Administrative | 5.0% | 2.9% | 2.0% | 2.5% | 4.6% | 3.2% | 2.2% | 0.1% | 0.9% |
| General Support | 9.8% | 6.6% | 9.6% | 8.8% | 9.1% | 8.3% | 5.4% | 0.4% | 2.5% |
| Patient & Client Care | 9.7% | 5.6% | 13.5% | 8.5% | 2.0% | 7.5% | 4.7% | 0.3% | 2.5% |
| | | | | | | | | | |
| Total June: | 2.9% | 4.2% | 6.5% | 5.1% | 3.2% | 4.6% | 3.4% | 0.2% | 0.9% |
| Medical & Dental | | 1.0% | 13.3% | 0.0% | 0.0% | 3.4% | 0.2% | | 3.3% |
| Nursing & Midwifery | 0.0% | 5.5% | 4.5% | 4.6% | 2.5% | 4.6% | 3.1% | 0.4% | 1.1% |
| Health & Social Care Professionals | 1.2% | 4.0% | 1.1% | 4.4% | 0.0% | 3.8% | 3.2% | 0.2% | 0.5% |
| Management & Administrative | 3.1% | 2.1% | 3.8% | 1.1% | 6.1% | 2.3% | 2.0% | 0.0% | 0.3% |
| General Support | 10.1% | 4.2% | 9.2% | 9.2% | 4.6% | 7.0% | 3.9% | 0.5% | 2.6% |
| Patient & Client Care | 4.8% | 3.6% | 9.2% | 7.3% | 0.0% | 5.4% | 4.3% | 0.2% | 0.9% |
| Total May: | 4.7% | 6.8% | 13.7% | 6.5% | 5.9% | 6.9% | 3.8% | 0.1% | 3.0% |
| Medical & Dental | 0.0% | | 15.0% | 0.0% | 0.0% | 4.1% | | | 4.1% |
| Nursing & Midwifery | 0.0% | 7.6% | 13.9% | 7.2% | 5.4% | 7.6% | 4.1% | 0.1% | 3.4% |
| Health & Social Care Professionals | 0.1% | 7.4% | 7.9% | 6.5% | 2.8% | 6.0% | 3.0% | 0.1% | 2.9% |
| Management & Administrative | 5.3% | 5.0% | 3.7% | 1.8% | 8.0% | 3.8% | 2.3% | 0.1% | 1.4% |
| General Support | 5.3% | 6.1% | 11.3% | 5.5% | 8.1% | 6.8% | 5.1% | 0.2% | 1.6% |
| Patient & Client Care | 12.8% | 6.3% | 20.6% | 8.1% | 0.0% | 8.4% | 4.6% | 0.2% | 3.5% |
| Total April: | 7.7% | 9.1% | 16.3% | 9.3% | 6.1% | 9.4% | 3.9% | 0.1% | 5.4% |
| Medical & Dental | 0.0% | | 22.5% | 0.2% | 4.7% | 1.4% | 0.2% | | 1.2% |
| Nursing & Midwifery | 0.0% | 11.8% | 26.6% | 9.4% | 6.1% | 11.3% | 3.4% | 0.1% | 7.8% |
| Health & Social Care Professionals | 0.9% | 10.7% | 2.9% | 8.4% | 0.0% | 7.9% | 3.4% | 0.1% | 4.4% |
| Management & Administrative | 5.5% | 2.8% | 3.2% | 2.8% | 2.0% | 3.1% | 1.7% | 0.0% | 1.4% |
| General Support | 10.7% | 9.5% | 6.9% | 16.6% | 11.5% | 12.2% | 5.2% | 0.1% | 6.9% |
| Patient & Client Care | 20.9% | 7.2% | 18.7% | 14.5% | 0.0% | 11.8% | 5.9% | 0.2% | 5.7% |
| Total March: | 4.7% | 6.8% | 21.2% | 9.7% | 8.3% | 9.1% | 4.5% | 0.3% | 4.4% |
| Medical & Dental | 0.0% | | 30.2% | 4.0% | 4.5% | 12.9% | 3.9% | | 9.0% |
| Nursing & Midwifery | 3.3% | 5.4% | 24.7% | 9.1% | 8.5% | 9.1% | 3.7% | 0.3% | 5.1% |
| Health & Social Care Professionals | 2.1% | 8.8% | 21.6% | 10.3% | 7.8% | 9.3% | 4.8% | 0.3% | 4.2% |
| Management & Administrative | 6.8% | 2.4% | 0.0% | 4.6% | 7.4% | 4.4% | 2.2% | 0.1% | 2.1% |
| General Support | 6.8% | 8.8% | 16.8% | 8.3% | 10.2% | 9.9% | 5.7% | 0.6% | 3.6% |
| Patient & Client Care | 7.9% | 6.9% | 22.9% | 11.7% | 0.0% | 9.9% | 5.0% | 0.3% | 4.6% |
| Total February: | 5.3% | 4.3% | 4.8% | 4.8% | 5.7% | 4.7% | 4.3% | 0.4% | |
| Medical & Dental | 0.0% | | 0.0% | 5.6% | 0.0% | 3.1% | 3.1% | | |
| Nursing & Midwifery | 5.4% | 4.0% | 3.2% | 5.3% | 5.5% | 4.6% | 4.0% | 0.6% | |
| Health & Social Care Professionals | 3.6% | 4.2% | 5.5% | 4.7% | 4.2% | 4.5% | 4.1% | 0.3% | |
| Management & Administrative | 6.0% | 3.5% | 0.0% | 2.0% | 2.1% | 2.9% | 2.7% | 0.2% | |
| General Support | 16.0% | 4.9% | 7.1% | 6.2% | 10.9% | 6.7% | 6.4% | 0.3% | |
| Patient & Client Care | 6.4% | 4.6% | 4.3% | 5.1% | 0.0% | 4.9% | 4.4% | 0.5% | |
| Total January: | 4.4% | 4.4% | 4.0% | 4.8% | 5.1% | 4.6% | 4.1% | 0.5% | |
| Medical & Dental | 0.0% | | 0.0% | 9.3% | 0.0% | 5.1% | 5.1% | | |
| Nursing & Midwifery | 3.6% | 4.2% | 4.0% | 6.1% | 4.3% | 4.8% | 4.3% | 0.5% | |
| Health & Social Care Professionals | 3.2% | 3.2% | 1.0% | 4.5% | 5.2% | 4.0% | 3.5% | 0.4% | |
| Management & Administrative | 3.2% | 2.1% | 1.3% | 2.9% | 2.2% | 2.6% | 2.2% | 0.3% | |
| General Support | 10.3% | 6.1% | 5.7% | 6.9% | 9.4% | 6.9% | 6.2% | 0.7% | |
| Patient & Client Care | 6.5% | 5.1% | 3.3% | 4.2% | 11.3% | 4.8% | 4.1% | 0.7% | |
| CHO 9: S38 2019 overall | 3.4% | 3.9% | 4.2% | 4.9% | 3.8% | 4.3% | 3.9% | 0.4% | |
| Medical & Dental | 0.0% | 24.2% | 1.0% | 0.9% | 0.8% | 1.5% | 1.4% | 0.0% | |
| Nursing & Midwifery | 3.6% | 3.5% | 2.6% | 5.4% | 3.4% | 4.0% | 3.6% | 0.4% | |
| Health & Social Care Professionals | 2.9% | 3.0% | 3.9% | 4.6% | 2.0% | 4.0% | 3.7% | 0.4% | |
| Management & Administrative | 3.8% | 4.6% | 1.9% | 3.3% | 3.2% | 3.7% | 3.4% | 0.3% | |
| General Support | 4.7% | 3.5% | 4.9% | 5.0% | 5.8% | 4.6% | 4.3% | 0.3% | |
| Patient & Client Care | 3.8% | 4.5% | 4.9% | 5.8% | 5.6% | 5.0% | 4.6% | 0.4% | |