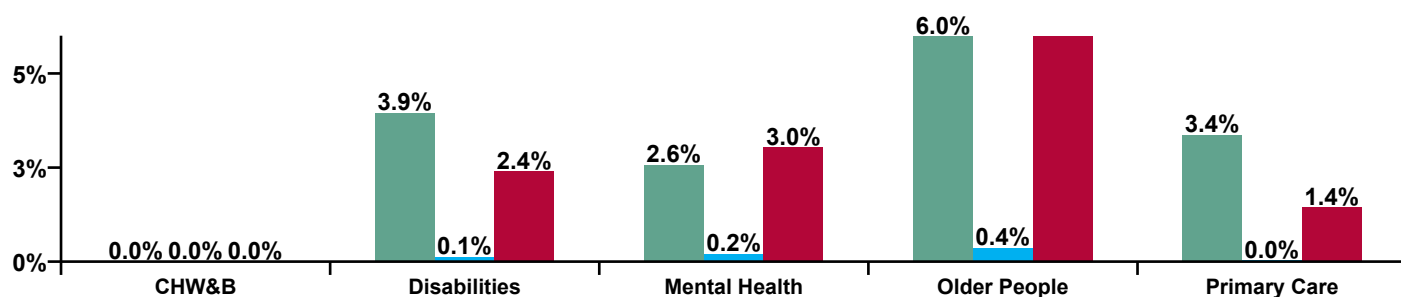


May 2020

CHO 9 Absence Rate - by Staff Category: May 2020	Certified absence	Self-certified absence	COVID-19 absence	Total absence rate	Certified	Self-certified	COVID-19
CHO 9	3.8%	0.2%	3.2%	7.2%	53.3%	2.2%	44.5%
Medical & Dental	1.3%	0.0%	1.3%	2.6%	48.2%	1.4%	50.3%
Nursing & Midwifery	4.4%	0.2%	4.3%	8.8%	49.4%	2.0%	48.6%
Health & Social Care Professionals	2.7%	0.1%	2.4%	5.2%	51.8%	1.8%	46.4%
Management & Administrative	2.8%	0.1%	1.1%	4.0%	69.0%	3.2%	27.9%
General Support	5.2%	0.2%	2.5%	7.8%	65.7%	2.2%	32.2%
Patient & Client Care	5.0%	0.2%	4.2%	9.3%	53.1%	2.4%	44.5%

CHO 9 Absence Rate - by Care Group: May 2020	Certified absence	Self-certified absence	COVID-19 absence	Total absence rate	Certified	Self-certified	COVID-19
CHO 9	3.8%	0.2%	3.2%	7.2%	53.3%	2.2%	44.5%
Community Health & Wellbeing							
Health Service Executive	5.7%	0.2%	0.9%	6.8%	84.5%	2.4%	13.0%
Section 38 Voluntary Agencies	3.7%	0.1%	2.6%	6.4%	57.0%	1.9%	41.1%
Disabilities	3.9%	0.1%	2.4%	6.5%	61.0%	2.0%	37.0%
Health Service Executive	5.9%	0.4%	9.6%	15.9%	36.9%	2.7%	60.4%
Section 38 Voluntary Agencies	6.4%	0.2%	7.2%	13.7%	46.6%	1.1%	52.3%
Older People	6.0%	0.4%	9.0%	15.4%	39.0%	2.3%	58.7%
Health Service Executive	2.6%	0.2%	3.0%	5.8%	44.5%	3.0%	52.5%
Section 38 Voluntary Agencies	2.5%	0.4%	3.0%	5.9%	43.0%	6.3%	50.6%
Mental Health	2.6%	0.2%	3.0%	5.8%	44.2%	3.5%	52.3%
Primary Care	3.4%	0.0%	1.4%	4.8%	69.6%	0.7%	29.7%

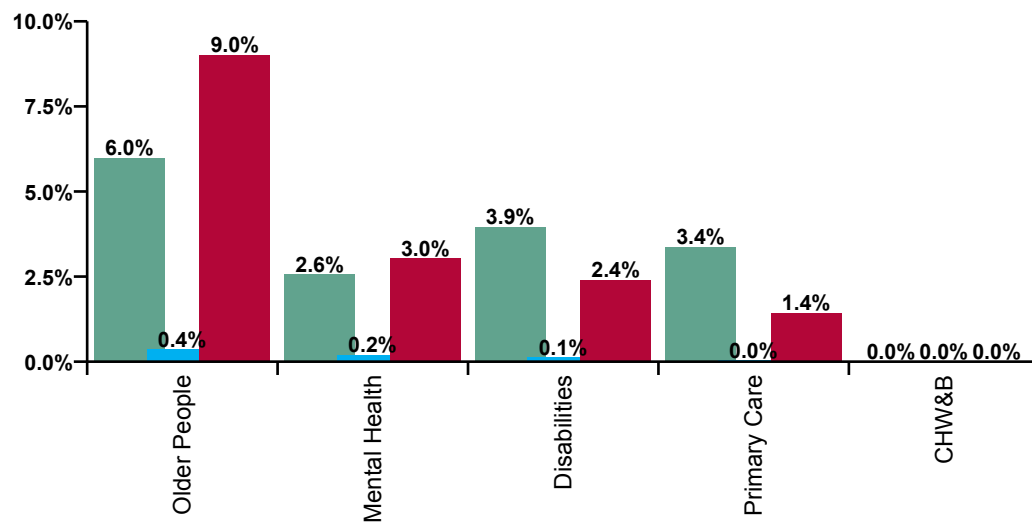
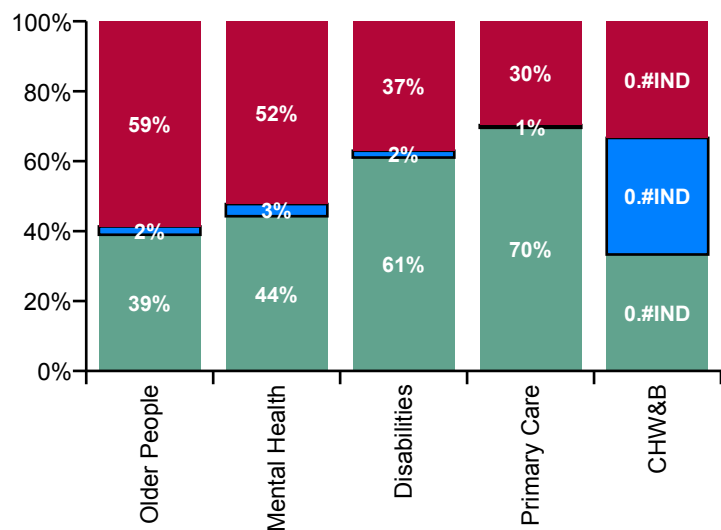
Certified, self-certified & COVID-19: May 2020



Legend

Certified absence
Self-certified absence
COVID-19 absence

CHO 9 Overall Absence Rate - by Care Group & Staff Category: May 2020	Medical & Dental	Nursing & Midwifery	Health & Social Care Professionals	Management & Administrative	General Support	Patient & Client Care	Certified absence	Self-certified absence	COVID-19 absence	Total absence
CHO 9	2.6%	8.8%	5.2%	4.0%	7.8%	9.3%	3.8%	0.2%	3.2%	7.2%
Community Health & Wellbeing			0.0%	0.0%						0.0%
Health Service Executive	0.0%	8.8%	4.9%	0.0%	26.9%	4.5%	5.7%	0.2%	0.9%	6.8%
Section 38 Voluntary Agencies	0.0%	7.2%	6.0%	3.4%	5.8%	7.6%	3.7%	0.1%	2.6%	6.4%
Disabilities	0.0%	7.7%	5.9%	3.2%	6.4%	7.0%	3.9%	0.1%	2.4%	6.5%
Health Service Executive	5.7%	20.3%	8.0%	1.8%	13.6%	17.4%	5.9%	0.4%	9.6%	15.9%
Section 38 Voluntary Agencies	15.0%	13.9%	7.9%	3.7%	11.3%	20.6%	6.4%	0.2%	7.2%	13.7%
Older People	8.9%	18.9%	8.0%	2.3%	12.9%	18.0%	6.0%	0.4%	9.0%	15.4%
Health Service Executive	3.6%	6.4%	2.2%	4.6%	4.5%	10.5%	2.6%	0.2%	3.0%	5.8%
Section 38 Voluntary Agencies	0.0%	5.4%	2.8%	8.0%	8.1%	0.0%	2.5%	0.4%	3.0%	5.9%
Mental Health	3.5%	6.3%	2.3%	5.3%	5.5%	10.2%	2.6%	0.2%	3.0%	5.8%
Primary Care	1.0%	7.0%	3.3%	4.6%	6.1%	6.6%	3.4%	0.0%	1.4%	4.8%



Certified absence

Self-certified absence

COVID-19 absence

CHO 9 Absence Rate - by Care Group, Staff Category & Absence type: May 2020

Community Health & Wellbeing by Staff Category May 2020	Certified absence	Self-certified absence	COVID-19 absence	Total absence	Certified	Self-certified	COVID-19
Total	0.0%	0.0%	0.0%	0.0%			

Disabilities by Staff Category May 2020	Certified absence	Self-certified absence	COVID-19 absence	Total absence	Certified	Self-certified	COVID-19
Total	3.9%	0.1%	2.4%	6.5%	61.0%	2.0%	37.0%
Medical & Dental				0.0%			
Nursing & Midwifery	5.2%	0.1%	2.4%	7.7%	67.4%	1.5%	31.0%
Health & Social Care Professionals	3.1%	0.1%	2.8%	5.9%	51.7%	1.5%	46.8%
Management & Administrative	2.1%	0.1%	1.0%	3.2%	66.4%	1.6%	32.0%
General Support	4.4%	0.0%	2.0%	6.4%	68.6%	0.5%	30.9%
Patient & Client Care	4.3%	0.2%	2.5%	7.0%	61.6%	3.1%	35.3%

Older People by Staff Category May 2020	Certified absence	Self-certified absence	COVID-19 absence	Total absence	Certified	Self-certified	COVID-19
Total	6.0%	0.4%	9.0%	15.4%	39.0%	2.3%	58.7%
Medical & Dental	0.5%	0.5%	7.8%	8.9%	5.7%	5.7%	88.5%
Nursing & Midwifery	6.1%	0.4%	12.3%	18.9%	32.5%	2.4%	65.2%
Health & Social Care Professionals	1.2%	0.3%	6.5%	8.0%	14.5%	3.6%	81.9%
Management & Administrative	1.1%	0.3%	1.0%	2.3%	46.1%	11.0%	42.9%
General Support	7.9%	0.2%	4.8%	12.9%	61.3%	1.7%	37.1%
Patient & Client Care	7.8%	0.4%	9.8%	18.0%	43.4%	2.0%	54.6%

Mental Health by Staff Category May 2020	Certified absence	Self-certified absence	COVID-19 absence	Total absence	Certified	Self-certified	COVID-19
Total	2.6%	0.2%	3.0%	5.8%	44.2%	3.5%	52.3%
Medical & Dental	1.9%	0.0%	1.7%	3.5%	52.9%	0.0%	47.1%
Nursing & Midwifery	2.3%	0.2%	3.7%	6.3%	37.4%	3.5%	59.1%
Health & Social Care Professionals	1.7%	0.1%	0.5%	2.3%	75.2%	4.5%	20.3%
Management & Administrative	3.4%	0.3%	1.5%	5.3%	64.6%	6.4%	29.0%
General Support	3.7%	0.4%	1.4%	5.5%	66.4%	7.9%	25.7%
Patient & Client Care	3.4%	0.1%	6.6%	10.2%	33.9%	1.2%	64.9%

Primary Care by Staff Category May 2020	Certified absence	Self-certified absence	COVID-19 absence	Total absence	Certified	Self-certified	COVID-19
Total	3.4%	0.0%	1.4%	4.8%	69.6%	0.7%	29.7%
Medical & Dental	1.0%	0.0%	0.0%	1.0%	100.0%	0.0%	0.0%
Nursing & Midwifery	4.4%	0.0%	2.6%	7.0%	62.3%	0.0%	37.7%
Health & Social Care Professionals	2.3%	0.0%	1.0%	3.3%	68.1%	1.4%	30.5%
Management & Administrative	3.5%	0.1%	1.1%	4.6%	74.9%	1.8%	23.4%
General Support	4.9%	0.0%	1.2%	6.1%	79.6%	0.0%	20.4%
Patient & Client Care	5.1%	0.0%	1.4%	6.6%	77.6%	0.6%	21.8%

CHO 9 Absence Rate - by Staff Category & Care Group	CHW&B	HSE	S38	Disabilities	HSE	S38	Older People	HSE	S38	Mental Health	Primary Care	Total absence	Certified absence	Self-certified absence	COVID-19 absence
CHO 9: 2020 overall	1.2%	10.1%	6.6%	7.1%	12.9%	12.8%	12.8%	6.3%	6.2%	6.3%	6.4%	7.5%	4.4%	0.3%	2.8%
Medical & Dental		4.0%	1.5%	1.7%	3.0%	14.6%	7.1%	4.8%	2.0%	4.7%	2.7%	3.8%	2.0%	0.1%	1.6%
Nursing & Midwifery		11.1%	6.9%	8.1%	15.7%	15.0%	15.5%	6.2%	6.0%	6.2%	7.5%	8.5%	4.5%	0.3%	3.7%
Health & Social Care Professionals	0.0%	8.0%	6.3%	6.4%	4.9%	8.4%	6.0%	5.4%	4.1%	5.3%	4.5%	5.9%	3.6%	0.3%	2.1%
Management & Administrative	1.3%	5.0%	3.4%	3.5%	2.5%	1.6%	2.3%	8.2%	4.3%	7.4%	6.1%	5.0%	3.6%	0.3%	1.1%
General Support		22.1%	8.1%	8.5%	11.5%	9.7%	10.9%	7.1%	10.0%	8.0%	9.8%	9.1%	6.3%	0.4%	2.4%
Patient & Client Care		9.4%	7.5%	7.9%	15.3%	14.2%	15.1%	7.0%	2.4%	6.8%	9.9%	9.2%	6.3%	0.4%	2.4%
Total May:	0.0%	6.8%	6.4%	6.5%	15.9%	13.7%	15.4%	5.8%	5.9%	5.8%	4.8%	7.2%	3.8%	0.2%	3.2%
Medical & Dental		0.0%	0.0%	0.0%	5.7%	15.0%	8.9%	3.6%	0.0%	3.5%	1.0%	2.6%	1.3%	0.0%	1.3%
Nursing & Midwifery		8.8%	7.2%	7.7%	20.3%	13.9%	18.9%	6.4%	5.4%	6.3%	7.0%	8.8%	4.4%	0.2%	4.3%
Health & Social Care Professionals	0.0%	4.9%	6.0%	5.9%	8.0%	7.9%	8.0%	2.2%	2.8%	2.3%	3.3%	5.2%	2.7%	0.1%	2.4%
Management & Administrative	0.0%	0.0%	3.4%	3.2%	1.8%	3.7%	2.3%	4.6%	8.0%	5.3%	4.6%	4.0%	2.8%	0.1%	1.1%
General Support		26.9%	5.8%	6.4%	13.6%	11.3%	12.9%	4.5%	8.1%	5.5%	6.1%	7.8%	5.2%	0.2%	2.5%
Patient & Client Care		4.5%	7.6%	7.0%	17.4%	20.6%	18.0%	10.5%	0.0%	10.2%	6.6%	9.3%	5.0%	0.2%	4.2%
Total April:	3.2%	15.3%	9.1%	9.9%	25.4%	16.3%	23.1%	8.3%	6.1%	7.9%	8.3%	10.9%	4.3%	0.1%	6.4%
Medical & Dental		3.5%	0.2%	0.3%	5.5%	22.5%	10.5%	6.5%	4.7%	6.5%	2.6%	3.6%	1.3%	0.0%	2.2%
Nursing & Midwifery		16.6%	10.5%	12.2%	34.6%	26.6%	32.8%	8.0%	6.1%	7.7%	11.1%	13.7%	4.3%	0.1%	9.2%
Health & Social Care Professionals	0.0%	12.9%	8.0%	8.2%	7.5%	2.9%	6.2%	8.6%	0.0%	8.3%	7.0%	7.9%	3.5%	0.1%	4.3%
Management & Administrative	3.5%	2.9%	3.3%	3.2%	3.7%	3.2%	3.6%	8.6%	2.0%	7.3%	6.6%	5.3%	2.9%	0.1%	2.4%
General Support		37.6%	13.2%	14.0%	16.2%	6.9%	13.2%	7.9%	11.5%	9.0%	9.8%	12.4%	6.0%	0.1%	6.3%
Patient & Client Care		14.5%	11.3%	11.9%	30.7%	18.7%	27.9%	10.2%	0.0%	9.8%	12.7%	14.5%	6.1%	0.2%	8.2%
Total March:	1.3%	11.3%	8.1%	8.5%	9.2%	21.2%	12.8%	8.1%	8.3%	8.1%	9.2%	9.1%	4.6%	0.3%	4.1%
Medical & Dental		9.3%	3.7%	4.9%	1.8%	30.2%	13.0%	8.5%	4.5%	8.4%	1.8%	8.2%	2.5%	0.2%	5.5%
Nursing & Midwifery		12.1%	7.0%	8.4%	8.5%	24.7%	13.0%	7.5%	8.5%	7.7%	8.5%	8.9%	4.0%	0.4%	4.5%
Health & Social Care Professionals	0.0%	13.5%	9.0%	9.1%	4.7%	21.6%	10.7%	8.8%	7.8%	8.7%	4.7%	9.0%	4.9%	0.3%	3.8%
Management & Administrative	1.5%	5.5%	4.3%	4.4%	2.7%	0.0%	2.0%	10.1%	7.4%	9.5%	2.7%	5.2%	2.7%	0.2%	2.3%
General Support		16.2%	8.4%	8.7%	10.5%	16.8%	12.7%	9.2%	10.2%	9.5%	10.5%	10.0%	6.5%	0.4%	3.1%
Patient & Client Care		10.1%	8.8%	9.0%	12.8%	22.9%	15.7%	7.1%	0.0%	6.8%	12.8%	10.4%	5.4%	0.4%	4.6%
Total February:	0.0%	8.4%	4.7%	5.2%	6.1%	4.8%	5.8%	4.5%	5.7%	4.7%	5.1%	5.1%	4.6%	0.5%	
Medical & Dental		8.3%	5.2%	5.7%	0.4%	0.0%	0.3%	2.3%	0.0%	2.2%	3.0%	2.6%	2.4%	0.2%	
Nursing & Midwifery		8.8%	4.6%	5.8%	6.5%	3.2%	5.7%	4.3%	5.5%	4.5%	5.2%	5.3%	4.7%	0.6%	
Health & Social Care Professionals	0.0%	3.3%	4.5%	4.4%	1.8%	5.5%	3.0%	4.0%	4.2%	4.0%	3.4%	4.1%	3.7%	0.4%	
Management & Administrative	0.0%	8.9%	3.2%	3.5%	1.1%	0.0%	0.8%	8.0%	2.1%	6.9%	5.8%	4.7%	4.3%	0.4%	
General Support		15.7%	6.1%	6.4%	7.8%	7.1%	7.5%	8.4%	10.9%	9.1%	13.5%	7.8%	7.3%	0.5%	
Patient & Client Care		8.6%	5.0%	5.6%	7.7%	4.3%	6.8%	3.2%	0.0%	3.0%	7.3%	5.7%	5.1%	0.6%	
Total January:	1.2%	8.5%	4.6%	5.2%	6.4%	4.0%	5.9%	4.7%	5.1%	4.8%	5.7%	5.3%	4.7%	0.5%	
Medical & Dental		0.0%	8.6%	7.1%	0.8%	0.0%	0.5%	2.7%	0.0%	2.6%	4.0%	3.4%	3.1%	0.2%	
Nursing & Midwifery		8.8%	5.0%	6.1%	6.6%	4.0%	6.0%	4.8%	4.3%	4.7%	5.5%	5.6%	5.1%	0.5%	
Health & Social Care Professionals	0.0%	4.9%	4.0%	4.1%	1.6%	1.0%	1.4%	3.1%	5.2%	3.2%	4.0%	3.9%	3.4%	0.5%	
Management & Administrative	1.3%	7.1%	2.7%	3.0%	3.2%	1.3%	2.7%	9.6%	2.2%	8.1%	7.6%	5.7%	5.2%	0.5%	
General Support		13.1%	6.7%	6.9%	9.0%	5.7%	7.9%	5.5%	9.4%	6.7%	7.8%	7.2%	6.5%	0.7%	
Patient & Client Care		9.2%	4.9%	5.6%	7.3%	3.3%	6.4%	3.5%	11.3%	3.8%	7.7%	5.7%	5.1%	0.7%	
CHO 9: 2019 overall		6.6%	4.3%	4.6%	5.8%	4.2%	5.4%	4.5%	3.8%	4.4%	3.9%	4.5%	4.0%	0.4%	
Medical & Dental		0.0%	1.7%	1.6%	0.8%	1.0%	0.9%	3.3%	0.8%	3.3%	3.5%	3.0%	2.8%	0.2%	
Nursing & Midwifery		7.3%	4.3%	4.9%	5.6%	2.6%	4.8%	4.4%	3.4%	4.2%	4.5%	4.6%	4.1%	0.4%	
Health & Social Care Professionals		3.1%	4.0%	4.0%	3.6%	3.9%	3.7%	3.4%	2.0%	3.3%	2.9%	3.7%	3.3%	0.4%	
Management & Administrative		4.1%	3.8%	3.8%	3.7%	1.9%	3.3%	6.2%	3.2%	5.7%	5.5%	4.8%	4.4%	0.4%	
General Support		6.4%	4.3%	4.4%	6.4%	4.9%	5.9%	5.7%	5.8%	5.7%	3.7%	5.0%	4.6%	0.4%	
Patient & Client Care		7.6%	5.0%	5.3%	7.5%	4.9%	6.8%	4.5%	5.6%	4.5%	6.8%	5.5%	4.6%	0.4%	

CHO 9 Absence Rate - by Staff Category & S38 Agency	Central Remedial Clinic	Daughters of Charity, Dublin	Incorporated Orthopaedic Hospital	St. Michael's House, Dublin	St. Vincent's, Fairview	Total absence	Certified absence	Self-certified absence	COVID-19 absence
CHO 9: S38 2020 overall	5.4%	6.3%	12.8%	7.1%	6.2%	7.0%	4.1%	0.3%	2.6%
Medical & Dental	0.0%		14.6%	1.5%	2.0%	3.5%	1.4%		2.1%
Nursing & Midwifery	2.3%	6.6%	15.0%	7.4%	6.0%	7.5%	3.9%	0.3%	3.3%
Health & Social Care Professionals	2.0%	6.9%	8.4%	6.9%	4.1%	6.4%	3.8%	0.2%	2.3%
Management & Administrative	5.3%	3.1%	1.6%	2.8%	4.3%	3.4%	2.2%	0.2%	1.0%
General Support	9.8%	7.1%	9.7%	8.8%	10.0%	8.5%	5.7%	0.4%	2.5%
Patient & Client Care	10.7%	6.0%	14.2%	8.7%	2.4%	8.0%	4.8%	0.4%	2.8%
Total May:	4.7%	6.8%	13.7%	6.5%	5.9%	6.9%	3.8%	0.1%	3.0%
Medical & Dental	0.0%		15.0%	0.0%	0.0%	4.1%			4.1%
Nursing & Midwifery	0.0%	7.6%	13.9%	7.2%	5.4%	7.6%	4.1%	0.1%	3.4%
Health & Social Care Professionals	0.1%	7.4%	7.9%	6.5%	2.8%	6.0%	3.0%	0.1%	2.9%
Management & Administrative	5.3%	5.0%	3.7%	1.8%	8.0%	3.8%	2.3%	0.1%	1.4%
General Support	5.3%	6.1%	11.3%	5.5%	8.1%	6.8%	5.1%	0.2%	1.6%
Patient & Client Care	12.8%	6.3%	20.6%	8.1%	0.0%	8.4%	4.6%	0.2%	3.5%
Total April:	7.7%	9.1%	16.3%	9.3%	6.1%	9.4%	3.9%	0.1%	5.4%
Medical & Dental	0.0%		22.5%	0.2%	4.7%	1.4%	0.2%		1.2%
Nursing & Midwifery	0.0%	11.8%	26.6%	9.4%	6.1%	11.3%	3.4%	0.1%	7.8%
Health & Social Care Professionals	0.9%	10.7%	2.9%	8.4%	0.0%	7.9%	3.4%	0.1%	4.4%
Management & Administrative	5.5%	2.8%	3.2%	2.8%	2.0%	3.1%	1.7%	0.0%	1.4%
General Support	10.7%	9.5%	6.9%	16.6%	11.5%	12.2%	5.2%	0.1%	6.9%
Patient & Client Care	20.9%	7.2%	18.7%	14.5%	0.0%	11.8%	5.9%	0.2%	5.7%
Total March:	4.7%	6.8%	21.2%	9.7%	8.3%	9.1%	4.5%	0.3%	4.4%
Medical & Dental	0.0%		30.2%	4.0%	4.5%	12.9%	3.9%		9.0%
Nursing & Midwifery	3.3%	5.4%	24.7%	9.1%	8.5%	9.1%	3.7%	0.3%	5.1%
Health & Social Care Professionals	2.1%	8.8%	21.6%	10.3%	7.8%	9.3%	4.8%	0.3%	4.2%
Management & Administrative	6.8%	2.4%	0.0%	4.6%	7.4%	4.4%	2.2%	0.1%	2.1%
General Support	6.8%	8.8%	16.8%	8.3%	10.2%	9.9%	5.7%	0.6%	3.6%
Patient & Client Care	7.9%	6.9%	22.9%	11.7%	0.0%	9.9%	5.0%	0.3%	4.6%
Total February:	5.3%	4.3%	4.8%	4.8%	5.7%	4.7%	4.3%	0.4%	
Medical & Dental	0.0%		0.0%	5.6%	0.0%	3.1%	3.1%		
Nursing & Midwifery	5.4%	4.0%	3.2%	5.3%	5.5%	4.6%	4.0%	0.6%	
Health & Social Care Professionals	3.6%	4.2%	5.5%	4.7%	4.2%	4.5%	4.1%	0.3%	
Management & Administrative	6.0%	3.5%	0.0%	2.0%	2.1%	2.9%	2.7%	0.2%	
General Support	16.0%	4.9%	7.1%	6.2%	10.9%	6.7%	6.4%	0.3%	
Patient & Client Care	6.4%	4.6%	4.3%	5.1%	0.0%	4.9%	4.4%	0.5%	
Total January:	4.4%	4.4%	4.0%	4.8%	5.1%	4.6%	4.1%	0.5%	
Medical & Dental	0.0%		0.0%	9.3%	0.0%	5.1%	5.1%		
Nursing & Midwifery	3.6%	4.2%	4.0%	6.1%	4.3%	4.8%	4.3%	0.5%	
Health & Social Care Professionals	3.2%	3.2%	1.0%	4.5%	5.2%	4.0%	3.5%	0.4%	
Management & Administrative	3.2%	2.1%	1.3%	2.9%	2.2%	2.6%	2.2%	0.3%	
General Support	10.3%	6.1%	5.7%	6.9%	9.4%	6.9%	6.2%	0.7%	
Patient & Client Care	6.5%	5.1%	3.3%	4.2%	11.3%	4.8%	4.1%	0.7%	
CHO 9: S38 2019 overall	3.4%	3.9%	4.2%	4.9%	3.8%	4.3%	3.9%	0.4%	
Medical & Dental	0.0%	24.2%	1.0%	0.9%	0.8%	1.5%	1.4%	0.0%	
Nursing & Midwifery	3.6%	3.5%	2.6%	5.4%	3.4%	4.0%	3.6%	0.4%	
Health & Social Care Professionals	2.9%	3.0%	3.9%	4.6%	2.0%	4.0%	3.7%	0.4%	
Management & Administrative	3.8%	4.6%	1.9%	3.3%	3.2%	3.7%	3.4%	0.3%	
General Support	4.7%	3.5%	4.9%	5.0%	5.8%	4.6%	4.3%	0.3%	
Patient & Client Care	3.8%	4.5%	4.9%	5.8%	5.6%	5.0%	4.6%	0.4%	