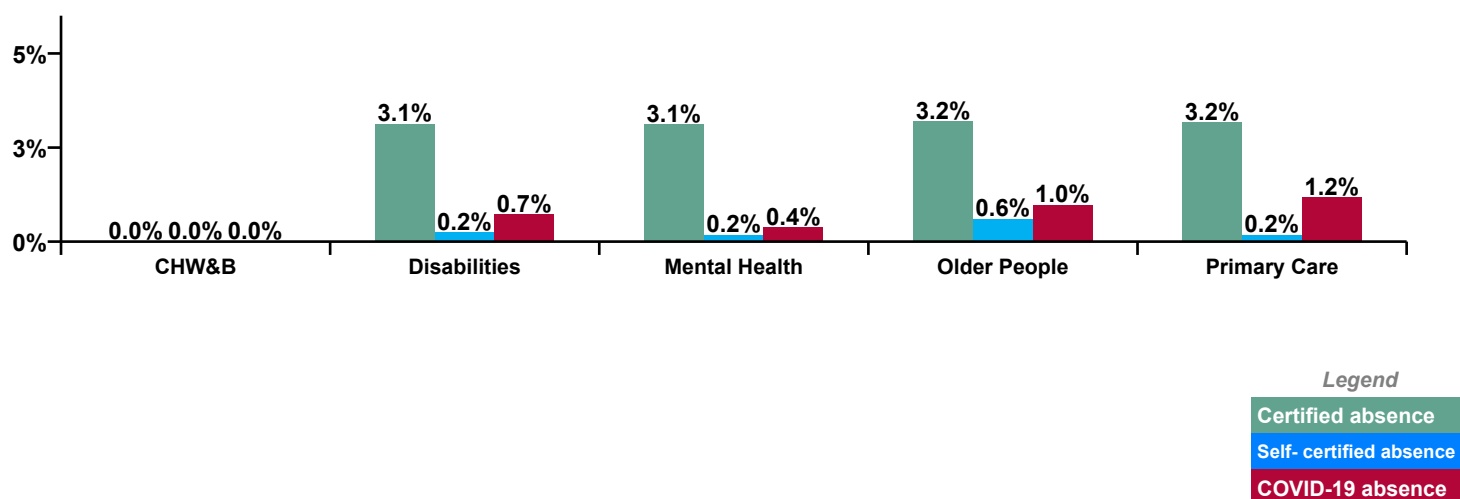


November 2020

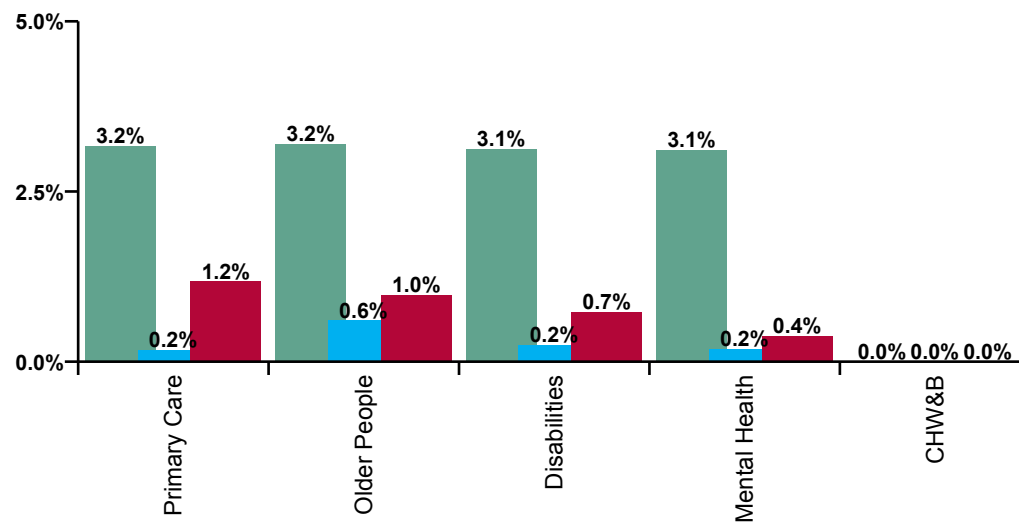
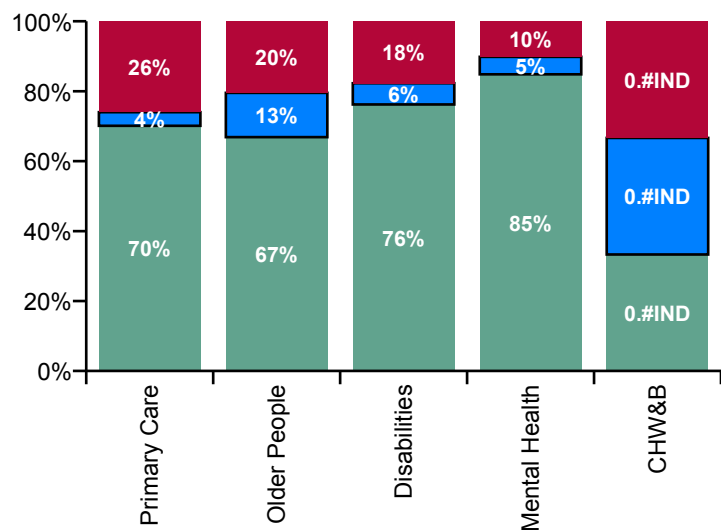
CHO 9 Absence Rate - by Staff Category: Nov 2020	Certified absence	Self-certified absence	COVID-19 absence	Total absence rate	Certified	Self-certified	COVID-19
CHO 9	3.1%	0.3%	0.8%	4.2%	74.9%	6.4%	18.7%
Medical & Dental	1.8%	0.1%	0.8%	2.7%	66.6%	4.1%	29.2%
Nursing & Midwifery	3.6%	0.3%	0.9%	4.7%	76.2%	5.5%	18.3%
Health & Social Care Professionals	2.4%	0.2%	0.9%	3.4%	70.1%	5.1%	24.8%
Management & Administrative	2.7%	0.2%	0.4%	3.2%	83.5%	4.8%	11.7%
General Support	4.7%	0.3%	0.4%	5.4%	87.2%	5.1%	7.7%
Patient & Client Care	3.4%	0.5%	0.9%	4.8%	71.1%	9.5%	19.4%

CHO 9 Absence Rate - by Care Group: Nov 2020	Certified absence	Self-certified absence	COVID-19 absence	Total absence rate	Certified	Self-certified	COVID-19
CHO 9	3.1%	0.3%	0.8%	4.2%	74.9%	6.4%	18.7%
Community Health & Wellbeing							
Health Service Executive	5.4%	0.4%	0.3%	6.0%	89.3%	6.2%	4.6%
Section 38 Voluntary Agencies	2.7%	0.2%	0.8%	3.8%	72.7%	6.0%	21.3%
Disabilities	3.1%	0.2%	0.7%	4.1%	76.2%	6.1%	17.7%
Health Service Executive	3.4%	0.8%	1.3%	5.4%	61.7%	13.9%	24.4%
Section 38 Voluntary Agencies	2.8%	0.2%	0.1%	3.2%	89.0%	7.3%	3.7%
Older People	3.2%	0.6%	1.0%	4.8%	66.9%	12.7%	20.5%
Health Service Executive	3.0%	0.2%	0.4%	3.6%	83.5%	5.0%	11.6%
Section 38 Voluntary Agencies	3.7%	0.2%	0.1%	4.0%	92.8%	5.2%	1.9%
Mental Health	3.1%	0.2%	0.4%	3.7%	84.8%	5.0%	10.1%
Primary Care	3.2%	0.2%	1.2%	4.5%	70.1%	3.9%	26.0%

Certified, self-certified & COVID-19: Nov 2020



CHO 9 Overall Absence Rate - by Care Group & Staff Category: Nov 2020	Medical & Dental	Nursing & Midwifery	Health & Social Care Professionals	Management & Administrative	General Support	Patient & Client Care	Certified absence	Self-certified absence	COVID-19 absence	Total absence
CHO 9	2.7%	4.7%	3.4%	3.2%	5.4%	4.8%	3.1%	0.3%	0.8%	4.2%
Community Health & Wellbeing			0.0%	0.0%						0.0%
Health Service Executive	0.0%	6.2%	2.4%	0.0%	10.7%	7.7%	5.4%	0.4%	0.3%	6.0%
Section 38 Voluntary Agencies	0.9%	3.6%	3.7%	2.3%	5.6%	4.1%	2.7%	0.2%	0.8%	3.8%
Disabilities	0.6%	4.3%	3.6%	2.1%	5.9%	4.7%	3.1%	0.2%	0.7%	4.1%
Health Service Executive	8.8%	6.2%	0.9%	4.0%	5.4%	5.9%	3.4%	0.8%	1.3%	5.4%
Section 38 Voluntary Agencies	0.0%	1.6%	2.1%	3.4%	6.2%	4.0%	2.8%	0.2%	0.1%	3.2%
Older People	6.0%	5.0%	1.4%	3.9%	5.7%	5.5%	3.2%	0.6%	1.0%	4.8%
Health Service Executive	2.0%	4.7%	2.4%	3.5%	4.4%	2.5%	3.0%	0.2%	0.4%	3.6%
Section 38 Voluntary Agencies	17.9%	3.8%	0.0%	4.6%	4.1%	0.0%	3.7%	0.2%	0.1%	4.0%
Mental Health	2.4%	4.6%	2.3%	3.7%	4.3%	2.4%	3.1%	0.2%	0.4%	3.7%
Primary Care	2.8%	5.3%	3.9%	3.7%	6.2%	6.5%	3.2%	0.2%	1.2%	4.5%



Certified absence

Self-certified absence

COVID-19 absence

CHO 9 Absence Rate - by Care Group, Staff Category & Absence type: Nov 2020

Community Health & Wellbeing by Staff Category Nov 2020	Certified absence	Self-certified absence	COVID-19 absence	Total absence	Certified	Self-certified	COVID-19
Total	0.0%	0.0%	0.0%	0.0%			

Disabilities by Staff Category Nov 2020	Certified absence	Self-certified absence	COVID-19 absence	Total absence	Certified	Self-certified	COVID-19
Total	3.1%	0.2%	0.7%	4.1%	76.2%	6.1%	17.7%
Medical & Dental	0.6%	0.0%	0.0%	0.6%	100.0%	0.0%	0.0%
Nursing & Midwifery	3.3%	0.2%	0.8%	4.3%	77.1%	4.7%	18.3%
Health & Social Care Professionals	2.5%	0.2%	1.0%	3.6%	68.3%	4.7%	27.0%
Management & Administrative	1.4%	0.2%	0.5%	2.1%	69.7%	8.4%	21.9%
General Support	5.4%	0.2%	0.3%	5.9%	91.9%	2.9%	5.2%
Patient & Client Care	3.8%	0.4%	0.6%	4.7%	79.4%	8.5%	12.1%

Older People by Staff Category Nov 2020	Certified absence	Self-certified absence	COVID-19 absence	Total absence	Certified	Self-certified	COVID-19
Total	3.2%	0.6%	1.0%	4.8%	66.9%	12.7%	20.5%
Medical & Dental	6.0%	0.0%	0.0%	6.0%	100.0%	0.0%	0.0%
Nursing & Midwifery	2.7%	0.6%	1.7%	5.0%	53.6%	12.5%	33.9%
Health & Social Care Professionals	0.9%	0.1%	0.4%	1.4%	65.9%	7.6%	26.5%
Management & Administrative	3.9%	0.0%	0.0%	3.9%	100.0%	0.0%	0.0%
General Support	4.2%	0.7%	0.8%	5.7%	74.7%	11.6%	13.7%
Patient & Client Care	3.8%	0.9%	0.8%	5.5%	68.7%	17.2%	14.1%

Mental Health by Staff Category Nov 2020	Certified absence	Self-certified absence	COVID-19 absence	Total absence	Certified	Self-certified	COVID-19
Total	3.1%	0.2%	0.4%	3.7%	84.8%	5.0%	10.1%
Medical & Dental	1.9%	0.2%	0.2%	2.4%	81.8%	8.4%	9.8%
Nursing & Midwifery	3.9%	0.2%	0.5%	4.6%	85.7%	3.9%	10.3%
Health & Social Care Professionals	1.5%	0.1%	0.6%	2.3%	67.6%	5.1%	27.4%
Management & Administrative	3.4%	0.2%	0.1%	3.7%	90.8%	6.6%	2.5%
General Support	4.2%	0.1%	0.0%	4.3%	97.4%	2.6%	0.0%
Patient & Client Care	1.7%	0.3%	0.4%	2.4%	72.5%	11.4%	16.0%

Primary Care by Staff Category Nov 2020	Certified absence	Self-certified absence	COVID-19 absence	Total absence	Certified	Self-certified	COVID-19
Total	3.2%	0.2%	1.2%	4.5%	70.1%	3.9%	26.0%
Medical & Dental	1.1%	0.0%	1.6%	2.8%	39.7%	1.5%	58.8%
Nursing & Midwifery	4.2%	0.2%	0.9%	5.3%	79.4%	3.6%	17.0%
Health & Social Care Professionals	3.0%	0.2%	0.7%	3.9%	76.0%	6.0%	18.0%
Management & Administrative	3.1%	0.1%	0.5%	3.7%	82.9%	3.5%	13.6%
General Support	5.0%	0.0%	1.1%	6.2%	81.6%	0.0%	18.4%
Patient & Client Care	2.5%	0.2%	3.7%	6.5%	38.5%	3.5%	58.0%

CHO 9 Absence Rate - by Staff Category & Care Group	CHW&B	HSE	S38	Disabilities	HSE	S38	Older People	HSE	S38	Mental Health	Primary Care	Total absence	Certified absence	Self-certified absence	COVID-19 absence
CHO 9: 2020 overall	0.9%	8.3%	5.5%	5.9%	9.4%	8.0%	9.0%	4.9%	4.3%	4.8%	5.3%	6.0%	3.9%	0.3%	1.8%
Medical & Dental		1.6%	3.2%	3.1%	2.9%	8.3%	4.8%	3.1%	3.1%	3.1%	2.9%	3.1%	2.1%	0.1%	0.9%
Nursing & Midwifery		9.4%	5.6%	6.6%	11.4%	8.0%	10.5%	5.2%	4.2%	5.0%	6.1%	6.7%	4.1%	0.3%	2.2%
Health & Social Care Professionals	0.0%	5.6%	5.2%	5.2%	3.5%	4.6%	3.9%	3.8%	2.4%	3.8%	3.7%	4.7%	3.1%	0.2%	1.4%
Management & Administrative	1.0%	3.4%	2.8%	2.8%	3.3%	3.6%	3.4%	5.2%	3.5%	4.9%	4.9%	4.0%	3.1%	0.2%	0.7%
General Support		15.9%	7.3%	7.6%	7.9%	7.7%	7.9%	6.2%	6.4%	6.3%	7.6%	7.4%	5.2%	0.3%	1.8%
Patient & Client Care		8.0%	6.2%	6.5%	11.1%	10.2%	10.9%	5.6%	1.6%	5.4%	8.8%	7.3%	5.2%	0.3%	1.8%
Total November:	0.0%	6.0%	3.8%	4.1%	5.4%	3.2%	4.8%	3.6%	4.0%	3.7%	4.5%	4.2%	3.1%	0.3%	0.8%
Medical & Dental		0.0%	0.9%	0.6%	8.8%	0.0%	6.0%	2.0%	17.9%	2.4%	2.8%	2.7%	1.8%	0.1%	0.8%
Nursing & Midwifery		6.2%	3.6%	4.3%	6.2%	1.6%	5.0%	4.7%	3.8%	4.6%	5.3%	4.7%	3.6%	0.3%	0.9%
Health & Social Care Professionals	0.0%	2.4%	3.7%	3.6%	0.9%	2.1%	1.4%	2.4%	0.0%	2.3%	3.9%	3.4%	2.4%	0.2%	0.9%
Management & Administrative	0.0%	0.0%	2.3%	2.1%	4.0%	3.4%	3.9%	3.5%	4.6%	3.7%	3.7%	3.2%	2.7%	0.2%	0.4%
General Support		10.7%	5.6%	5.9%	5.4%	6.2%	5.7%	4.4%	4.1%	4.3%	6.2%	5.4%	4.7%	0.3%	0.4%
Patient & Client Care		7.7%	4.1%	4.7%	5.9%	4.0%	5.5%	2.5%	0.0%	2.4%	6.5%	4.8%	3.4%	0.5%	0.9%
Total October:	0.6%	6.5%	4.9%	5.1%	5.7%	2.7%	4.8%	3.8%	2.1%	3.6%	4.7%	4.7%	3.3%	0.2%	1.2%
Medical & Dental		0.0%	9.4%	6.4%	0.7%	0.0%	0.5%	2.1%	0.2%	2.1%	2.9%	2.5%	1.4%	0.0%	1.1%
Nursing & Midwifery		6.5%	3.8%	4.6%	5.8%	1.3%	4.6%	4.4%	2.4%	4.0%	4.6%	4.4%	3.2%	0.2%	1.0%
Health & Social Care Professionals	0.0%	4.1%	5.3%	5.3%	0.7%	1.4%	1.0%	3.7%	0.5%	3.6%	3.9%	4.6%	2.9%	0.2%	1.5%
Management & Administrative	0.7%	0.2%	2.2%	2.0%	7.0%	7.1%	7.0%	4.5%	0.9%	3.8%	4.4%	3.7%	3.1%	0.1%	0.5%
General Support		5.1%	9.1%	8.8%	5.3%	0.0%	3.5%	5.1%	2.8%	4.4%	8.4%	6.2%	4.6%	0.2%	1.4%
Patient & Client Care		8.1%	4.9%	5.5%	6.9%	7.1%	7.0%	2.5%	0.0%	2.4%	8.1%	5.7%	4.0%	0.4%	1.3%
Total September:	3.2%	7.1%	5.0%	5.3%	6.7%	4.7%	6.1%	4.1%	3.0%	4.0%	4.9%	5.1%	3.7%	0.3%	1.1%
Medical & Dental		0.0%	8.9%	6.0%	0.0%	2.3%	0.7%	1.4%	0.0%	1.4%	3.0%	2.3%	1.8%	0.2%	0.3%
Nursing & Midwifery		7.7%	5.4%	6.0%	8.0%	2.1%	6.3%	4.8%	3.7%	4.6%	5.8%	5.6%	4.0%	0.4%	1.2%
Health & Social Care Professionals	0.0%	5.6%	4.6%	4.7%	3.8%	4.4%	4.0%	3.2%	1.4%	3.2%	3.1%	4.2%	2.7%	0.2%	1.3%
Management & Administrative	3.6%	1.8%	1.9%	1.9%	2.8%	6.5%	3.7%	3.4%	0.0%	2.8%	4.7%	3.3%	2.6%	0.1%	0.6%
General Support		12.9%	8.8%	9.0%	4.5%	8.7%	6.0%	8.0%	3.6%	6.8%	4.5%	7.3%	5.6%	0.3%	1.3%
Patient & Client Care		7.5%	5.3%	5.7%	8.5%	5.9%	7.9%	4.1%	4.4%	4.1%	9.2%	6.2%	4.6%	0.4%	1.2%
Total August:	0.0%	8.3%	4.4%	4.8%	6.7%	5.6%	6.4%	3.9%	1.6%	3.5%	4.9%	4.8%	3.8%	0.3%	0.7%
Medical & Dental		0.0%	4.1%	4.0%	0.0%	0.0%	0.0%	2.2%	6.5%	2.3%	3.9%	3.5%	3.3%	0.1%	0.1%
Nursing & Midwifery		8.6%	4.7%	5.9%	8.7%	7.7%	7.7%	4.2%	1.8%	3.8%	6.6%	5.6%	4.4%	0.4%	0.8%
Health & Social Care Professionals	0.0%	2.4%	4.0%	3.9%	2.8%	1.7%	2.4%	1.5%	0.0%	1.4%	2.2%	3.2%	2.3%	0.1%	0.7%
Management & Administrative	0.0%	3.9%	3.3%	3.4%	3.2%	6.6%	4.1%	2.9%	0.6%	2.4%	3.9%	3.4%	3.1%	0.1%	0.2%
General Support		14.0%	4.6%	4.7%	4.8%	8.4%	6.1%	5.5%	1.5%	4.4%	0.2%	4.7%	3.7%	0.3%	0.8%
Patient & Client Care		9.7%	4.9%	5.7%	7.5%	6.6%	7.3%	6.3%	1.0%	6.1%	11.5%	6.4%	5.1%	0.3%	1.0%
Total July:	0.0%	7.7%	4.7%	5.2%	6.5%	4.0%	5.9%	3.7%	2.5%	3.6%	4.2%	4.8%	3.7%	0.2%	0.8%
Medical & Dental		0.0%	3.5%	2.6%	1.3%	0.0%	0.8%	2.1%	0.0%	2.1%	3.2%	2.5%	2.4%	0.0%	
Nursing & Midwifery		9.9%	4.2%	5.7%	8.3%	2.7%	7.0%	4.2%	1.9%	3.8%	4.6%	5.1%	4.1%	0.3%	0.8%
Health & Social Care Professionals	0.0%	5.4%	4.1%	4.1%	2.2%	1.9%	2.1%	2.0%	4.9%	2.1%	3.3%	3.7%	2.8%	0.2%	0.7%
Management & Administrative	0.0%	7.8%	2.0%	2.4%	4.9%	4.1%	4.7%	1.5%	4.2%	2.0%	3.7%	3.0%	2.7%	0.1%	0.2%
General Support		15.6%	8.4%	8.6%	3.0%	3.6%	3.2%	4.8%	3.6%	4.4%	5.1%	6.0%	3.5%	0.2%	2.3%
Patient & Client Care		5.4%	5.9%	5.8%	7.9%	7.2%	7.7%	6.8%	0.0%	6.5%	6.9%	6.3%	4.8%	0.4%	1.1%
Total June:	0.0%	5.8%	4.5%	4.7%	7.7%	6.5%	7.4%	3.2%	3.2%	3.2%	3.7%	4.6%	3.4%	0.2%	0.9%
Medical & Dental		0.0%	0.2%	0.2%	6.2%	13.3%	8.5%	0.6%	0.0%	0.6%	2.5%	2.0%	1.5%	0.0%	0.5%
Nursing & Midwifery		8.2%	5.0%	5.8%	9.6%	4.5%	8.4%	3.8%	2.5%	3.5%	4.3%	5.3%	3.6%	0.3%	1.3%
Health & Social Care Professionals	0.0%	4.5%	3.9%	3.9%	3.6%	1.1%	2.9%	2.7%	0.0%	2.6%	2.2%	3.4%	2.9%	0.1%	0.4%
Management & Administrative	0.0%	2.8%	1.8%	1.9%	1.6%	3.8%	2.2%	1.4%	6.1%	2.3%	4.0%	2.8%	2.4%	0.2%	0.3%
General Support		15.5%	7.0%	7.2%	6.1%	9.2%	7.1%	5.3%	4.6%	5.1%	5.6%	6.6%	4.4%	0.4%	1.8%
Patient & Client Care		3.2%	5.1%	4.8%	8.8%	9.2%	8.9%	4.4%	0.0%	4.2%	5.6%	5.6%	4.3%	0.3%	1.0%
Total May:	0.0%	6.8%	6.4%	6.5%	15.9%	13.7%	15.4%	5.8%	5.9%	5.8%	4.8%	7.2%	3.8%	0.2%	3.2%
Medical & Dental		0.0%	0.0%	0.0%	5.7%	15.0%	8.9%	3.6%	0.0%	3.5%	1.0%	2.6%	1.3%	0.0%	1.3%
Nursing & Midwifery		8.8%	7.2%	7.7%	20.3%	13.9%	18.9%	6.4%	5.4%	6.3%	7.0%	8.8%	4.4%	0.2%	4.3%
Health & Social Care Professionals	0.0%	4.9%	6.0%	5.9%	8.0%	7.9%	8.0%	2.2%	2.8%	2.3%	3.3%	5.2%	2.7%	0.1%	2.4%
Management & Administrative	0.0%	0.0%	3.4%	3.2%	1.8%	3.7%	2.3%	4.6%	8.0%	5.3%	4.6%	4.0%	2.8%	0.1%	1.1%
General Support		26.9%	5.8%	6.4%	13.6%	11.3%	12.9%	4.5%	8.1%	5.5%	6.1%	7.8%	5.2%	0.2%	2.5%
Patient & Client Care		4.5%	7.6%	7.0%	17.4%	20.6%	18.0%	10.5%	0.0%	10.2%	6.6%	9.3%	5.0%	0.2%	4.2%
Total April:	3.2%	15.3%	9.1%	9.9%	25.4%	16.3%	23.1%	8.3%	6.1%	7.9%	8.3%	10.9%	4.3%	0.1%	6.4%
Medical & Dental		3.5%	0.2%	0.3%	5.5%	22.5%	10.5%	6.5%	4.7%	6.5%	2.6%	3.6%	1.3%	0.0%	2.2%
Nursing & Midwifery		16.6%	10.5%	12.2%	34.6%	26.6%	32.8%	8.0%	6.1%	7.7%	11.1%	13.7%	4.3%	0.1%	9.2%
Health & Social Care Professionals	0.0%	12.9%	8.0%	8.2%	7.5%	2.9%	6.2%	8.6%	0.0%	8.3%	7.0%	7.9%	3.5%	0.1%	4.3%
Management & Administrative	3.5%	2.9%	3.3%	3.2%	3.7%	3.2%	3.6%	8.6%	2.0%	7.3%	6.6%	5.3%	2.9%	0.1%	2.4%
General Support		37.6%	13.2%	14.0%	16.2%	6.9%	13.2%	7.9%	11.5%	9.0%	9.8%	12.4%	6.0%	0.1%	6.3%
Patient & Client Care		14.5%	11.3%	11.9%	30.7%	18.7%	27.9%	10.2%	0.0%	9.8%	12.7%	14.5%	6.1%	0.2%	8.2%
Total March:	1.3%	11.3%	8.1%	8.5%	9.2%	21.2%	12.8%	8.1%	8.3%	8.1%	9.2%	9.1%	4.6%	0.3%	4.1%
Medical & Dental		9.3%	3.7%	4.9%	1.8%	30.2%	13.0%	8.5%	4.5%	8.4%	1.8%	8.2%	2.5%	0.2%	5.5%
Nursing & Midwifery		12.1%	7.0%	8.4%	8.5%	24.7%	13.0%	7.5%	8.5%	7.7%	8.5%	8.9%	4.0%	0.4%	4.5%
Health & Social Care Professionals	0.0%	13.5%	9.0%	9.1%	4.7%	21.6%	10.7%	8.8%	7.8%	8.7%	4.7%	9.0%	4.9%	0.3%	3.8%
Management & Administrative	1.5%	5.5%	4.3%	4.4%	2.7%	0.0%	2.0%	10.1%	7.4%	9.5%	2.7%	5.2%	2.7%	0.2%	2.3%
General Support		16.2%	8.4%	8.7%	10.5%	16.8%	12.7%	9.2%	10.2%	9.5%	10.5%	10.0%	6.5%	0.4%	3.1%
Patient & Client Care		10.1%	8.8%	9.0%	12.8%	22.9%	15.7%	7.1%	0.0%	6.8%	12.8%	10.4%	5.4%	0.4%	4.6%
Total February:	0.0%	8.4%	4.7%	5.2%	6.1%	4.8%	5.8%	4.5%	5.7%	4.7%	5.1%	5.1%	4.6%	0.5%	
Medical & Dental		8.3%	5.2%	5.7%	0.4%	0.0%	0.3%	2.3%	0.0%	2.2%	3.0%	2.6%	2.4%	0.2%	
Nursing & Midwifery		8.8%	4.6%	5.8%	6.5%	3.2%	5.7%	4.3%	5.5%	4.5%	5.2%	5.3%	4.7%	0.6%	
Health & Social Care Professionals	0.0%	3.3%	4.5%	4.4%	1.8%	5.5%	3.0%	4.0%	4.2%	4.0%	3.4%	4.1%	3.7%	0.4%	
Management & Administrative	0.0%	8.9%	3.2%	3.5%	1.1%	0.0%	0.8%	8.0%	2.1%	6.9%	5.8%	4.7%	4.3%	0.4%	
General Support		15.7%	6.1%	6.4%	7.8%	7.1%	7.5%	8.4%	10.9%	9.1%	13.5%	7.8%	7.3%	0.5%	
Patient & Client Care		8.6%	5.0%	5.6%	7.7%	4.3%	6.8%	3.2%	0.0%	3.0%	7.3%	5.7%	5.1%	0.6%	
Total January:	1.2%	8.5%	4.6%	5.2%	6.4%	4.0%	5.9%	4.7%	5.1%	4.8%	5.7%	5.3%	4.7%	0.5%	
Medical & Dental		0.0%	8.6%	7.1%	0.8%	0.0%	0.5%	2.7%	0.0%	2.6%	4.0%	3.4%	3.1%	0.2%	
Nursing & Midwifery		8.8%	5.0%	6.1%	6.6%	4.0%	6.0%	4.8%	4.3%	4.7%	5.5%	5.6%	5.1%	0.5%	
Health & Social Care Professionals	0.0%	4.9%	4.0%	4.1%	1.6%	1.0%	1.4%	3.1%	5.2%	3.2%	4.0%	3.9%	3.4%	0.5%	
Management & Administrative	1.3%	7.1%	2.7%	3.0%	3.2%	1.3%	2.7%	9.6%	2.2%	8.1%	7.6%	5.7%	5.2%	0.5%	
General Support		13.1%	6.7%	6.9%	9.0%	5.7%	7.9%	5.5%	9.4%	6.7%	7.8%	7.2%	6.5%	0.7%	
Patient & Client Care		9.2%	4.9%	5.6%	7.3%	3.3%	6.4%	3.5%	11.3%	3.8%	7.7%	5.7%	5.1%	0.7%	
CHO 9: 2019 overall		6.6%	4.3%	4.6%	5.8%	4.2%	5.4%	4.5%	3.8%	4.4%	3.9%	4.5%	4.0%	0.4%	
Medical & Dental		0.0%	1.7%	1.6%	0.8%	1.0%	0.9%	3.3%	0.8%	3.3%	3.5%	3.0%	2.8%	0.2%	
Nursing & Midwifery		7.3%	4.3%	4.9%	5.6%	2.6%	4.8%	4.4%	3.4%	4.2%	4.5%	4.6%	4.1%	0.4%	
Health & Social Care Professionals		3.1%	4.0%	4.0%	3.6%	3.9%	3.7%	3.4%	2.0%	3.3%	2.9%	3.7%	3.3%	0.4%	
Management & Administrative		4.1%	3.8%	3.8%	3.7%	1.9%	3.3%	6.2%	3.2%	5.7%	5.5%	4.8%	4.4%	0.4%	
General Support		6.4%	4.3%	4.4%	6.4%	4.9%	5.9%	5.7%	5.8%	5.7%	3.7%	5.0%	4.6%	0.4%	
Patient & Client Care		7.6%	5.0%	5.3%	7.5%	4.9%	6.8%	4.5%	5.6%	4.5%	6.8%	5.5%	4.6%	0.4%	

CHO 9 Absence Rate - by Staff Category & S38 Agency	Central Remedial Clinic	Daughters of Charity, Dublin	Incorporated Orthopaedic Hospital	St. Michael's House, Dublin	St. Vincent's, Fairview	Total absence	Certified absence	Self-certified absence	COVID-19 absence
CHO 9: S38 2020 overall	4.1%	5.2%	8.0%	5.9%	4.3%	5.6%	3.7%	0.2%	1.7%
Medical & Dental	0.0%	4.1%	8.3%	2.3%	3.1%	3.8%	2.8%	0.1%	1.0%
Nursing & Midwifery	2.2%	5.5%	8.0%	5.9%	4.2%	5.6%	3.4%	0.3%	2.0%
Health & Social Care Professionals	1.7%	5.9%	4.6%	5.6%	2.4%	5.2%	3.3%	0.2%	1.7%
Management & Administrative	4.5%	3.3%	3.6%	1.8%	3.5%	2.9%	2.2%	0.1%	0.6%
General Support	7.1%	5.3%	7.7%	10.1%	6.4%	7.3%	5.0%	0.3%	2.0%
Patient & Client Care	7.5%	5.1%	10.2%	7.1%	1.6%	6.4%	4.4%	0.3%	1.7%
Total November:	3.0%	3.6%	3.2%	4.1%	4.0%	3.7%	2.8%	0.2%	0.7%
Medical & Dental			0.0%	0.9%	17.9%	3.2%	3.2%		
Nursing & Midwifery	1.5%	3.5%	1.6%	3.7%	3.8%	3.4%	2.5%	0.2%	0.7%
Health & Social Care Professionals	1.9%	3.9%	2.1%	4.0%	0.0%	3.6%	2.5%	0.1%	1.0%
Management & Administrative	3.2%	3.4%	3.4%	1.3%	4.6%	2.6%	1.9%	0.2%	0.5%
General Support	2.4%	3.7%	6.2%	9.0%	4.1%	5.5%	5.1%	0.2%	0.2%
Patient & Client Care	4.9%	3.4%	4.0%	4.7%	0.0%	4.1%	3.1%	0.4%	0.6%
Total October:	3.6%	4.9%	2.7%	5.1%	2.1%	4.6%	3.2%	0.2%	1.2%
Medical & Dental			0.0%	9.4%	0.2%	5.0%	5.0%		
Nursing & Midwifery	2.4%	3.7%	1.3%	4.1%	2.4%	3.3%	2.5%	0.2%	0.7%
Health & Social Care Professionals	2.6%	7.5%	1.4%	5.0%	0.5%	5.2%	3.0%	0.2%	1.9%
Management & Administrative	4.1%	2.3%	7.1%	1.3%	0.9%	2.3%	2.0%	0.0%	0.3%
General Support	9.8%	5.0%	0.0%	15.6%	2.8%	6.6%	4.9%	0.1%	1.6%
Patient & Client Care	4.2%	4.8%	7.1%	5.2%	0.0%	5.0%	3.7%	0.3%	1.1%
Total September:	2.3%	5.4%	4.7%	5.3%	3.0%	4.9%	3.4%	0.2%	1.3%
Medical & Dental			2.3%	8.9%	0.0%	5.5%	4.8%		0.7%
Nursing & Midwifery	7.8%	5.4%	2.1%	5.3%	3.7%	4.7%	3.0%	0.3%	1.5%
Health & Social Care Professionals	0.5%	6.5%	4.4%	4.8%	1.4%	4.6%	2.8%	0.2%	1.6%
Management & Administrative	3.0%	3.5%	6.5%	0.3%	0.0%	2.0%	1.9%	0.0%	
General Support	4.7%	6.1%	8.7%	14.0%	3.6%	8.1%	6.2%	0.3%	1.6%
Patient & Client Care	3.5%	5.0%	5.9%	6.1%	4.4%	5.3%	4.1%	0.2%	1.0%
Total August:	3.4%	4.3%	5.6%	4.6%	1.6%	4.3%	3.5%	0.2%	0.6%
Medical & Dental		4.1%	0.0%	2.8%	6.5%	4.0%	3.8%	0.2%	0.1%
Nursing & Midwifery	0.0%	4.1%	4.7%	5.4%	1.8%	4.2%	3.3%	0.3%	0.6%
Health & Social Care Professionals	1.4%	3.9%	1.7%	4.4%	0.0%	3.9%	2.8%	0.2%	0.9%
Management & Administrative	5.1%	6.0%	6.6%	0.4%	0.6%	3.3%	3.0%	0.1%	0.1%
General Support	1.6%	3.7%	8.4%	9.4%	1.5%	4.7%	3.6%	0.2%	0.9%
Patient & Client Care	6.5%	4.5%	6.6%	5.0%	1.0%	5.0%	4.2%	0.2%	0.5%
Total July:	2.8%	4.1%	4.0%	5.6%	2.5%	4.6%	3.6%	0.2%	0.8%
Medical & Dental			0.0%	3.5%	0.0%	1.9%	1.9%		
Nursing & Midwifery	0.0%	4.1%	2.7%	4.5%	1.9%	3.7%	3.1%	0.2%	0.4%
Health & Social Care Professionals	1.2%	3.7%	1.9%	4.7%	4.9%	4.0%	3.0%	0.2%	0.8%
Management & Administrative	4.4%	2.1%	4.1%	1.1%	4.2%	2.3%	2.2%	0.1%	0.0%
General Support	0.9%	4.0%	3.6%	14.8%	3.6%	7.0%	3.5%	0.1%	3.4%
Patient & Client Care	5.1%	4.7%	7.2%	7.7%	0.0%	5.9%	5.0%	0.2%	0.7%
Total June:	2.9%	4.2%	6.5%	5.1%	3.2%	4.6%	3.4%	0.2%	0.9%
Medical & Dental		1.0%	13.3%	0.0%	0.0%	3.4%	0.2%		3.3%
Nursing & Midwifery	0.0%	5.5%	4.5%	4.6%	2.5%	4.6%	3.1%	0.4%	1.1%
Health & Social Care Professionals	1.2%	4.0%	1.1%	4.4%	0.0%	3.8%	3.2%	0.2%	0.5%
Management & Administrative	3.1%	2.1%	3.8%	1.1%	6.1%	2.3%	2.0%	0.0%	0