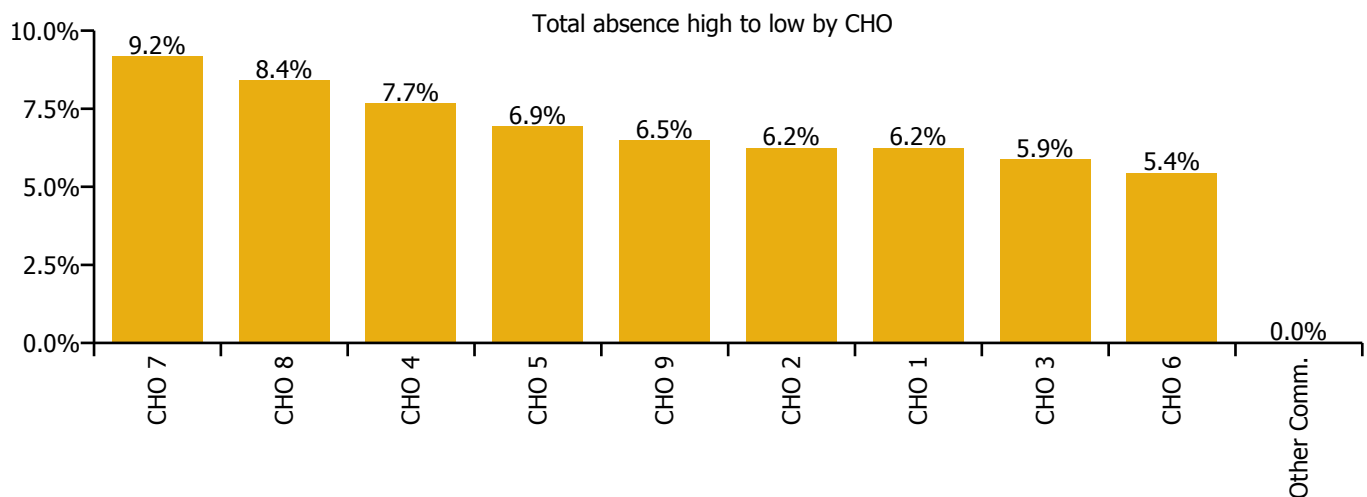
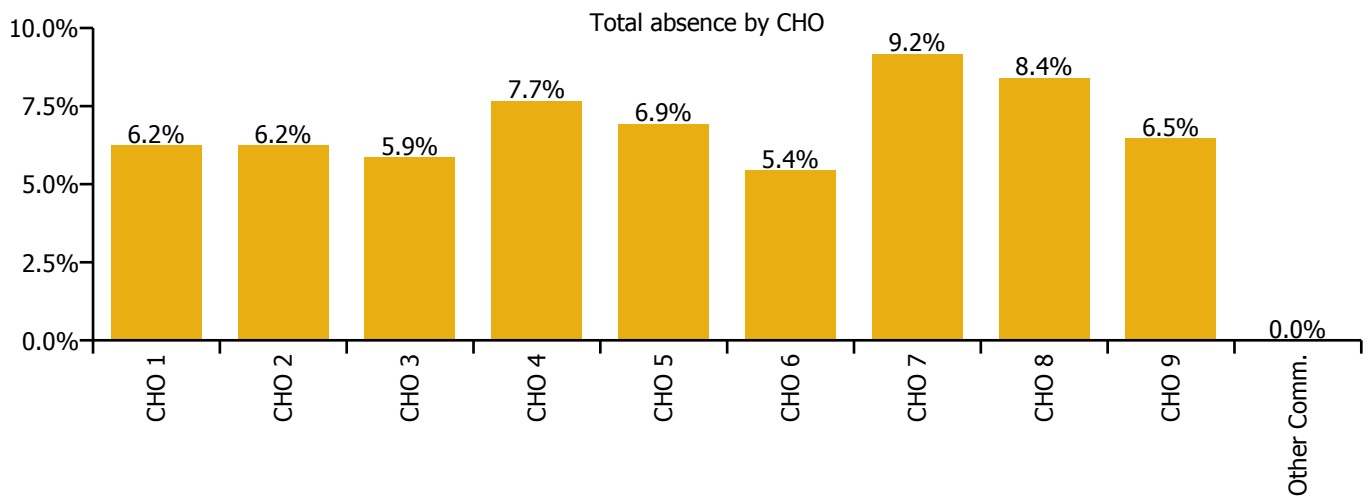


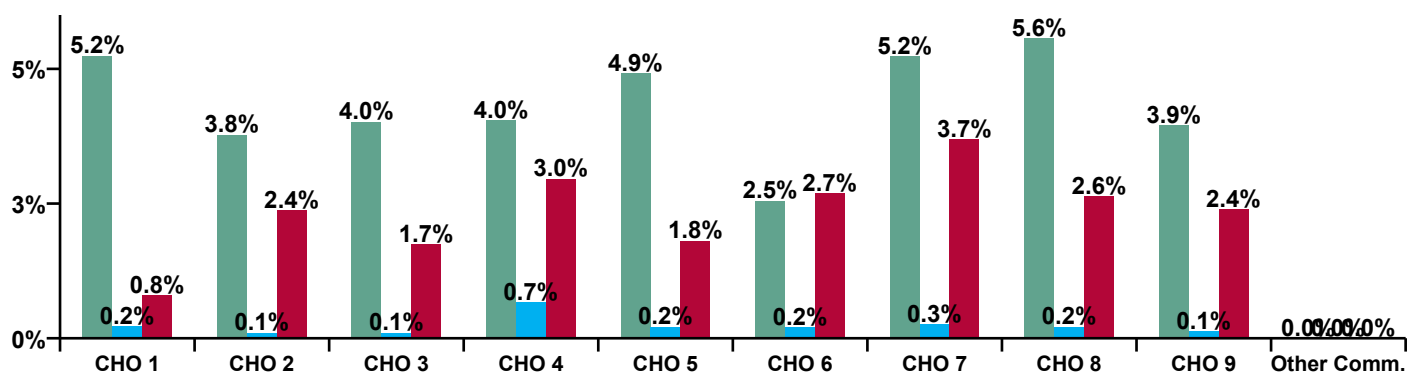
May 2020

Disabilities Absence Rate - by Staff Category: May 2020	Certified absence	Self-certified absence	COVID-19 absence	Total absence rate	Certified	Self-certified	COVID-19
Disabilities	4.5%	0.2%	2.5%	7.2%	62.1%	3.4%	34.5%
Medical & Dental	1.6%	0.0%	0.4%	2.1%	78.5%	0.0%	21.5%
Nursing & Midwifery	5.5%	0.3%	2.9%	8.7%	62.9%	3.5%	33.6%
Health & Social Care Professionals	3.1%	0.1%	2.3%	5.6%	55.9%	2.6%	41.6%
Management & Administrative	1.8%	0.1%	0.7%	2.6%	69.8%	3.0%	27.2%
General Support	5.3%	0.1%	2.3%	7.6%	68.8%	0.9%	30.3%
Patient & Client Care	4.9%	0.3%	2.6%	7.9%	62.8%	3.9%	33.4%



Disabilities Absence Rate - by Care Group: May 2020	Certified absence	Self-certified absence	COVID-19 absence	Total absence rate	Certified	Self-certified	COVID-19
Disabilities	4.5%	0.2%	2.5%	7.2%	62.1%	3.4%	34.5%
CHO 1	5.2%	0.2%	0.8%	6.2%	83.9%	3.5%	12.7%
Health Service Executive	4.8%		2.2%	7.1%	68.5%	0.0%	31.5%
Section 38 Voluntary Agencies	3.6%	0.1%	2.4%	6.1%	58.8%	1.8%	39.3%
CHO 2	3.8%	0.1%	2.4%	6.2%	60.4%	1.5%	38.1%
Health Service Executive	3.5%	0.2%	0.3%	4.0%	87.3%	4.1%	8.6%
Section 38 Voluntary Agencies	4.1%	0.1%	1.8%	6.0%	67.7%	1.7%	30.7%
CHO 3	4.0%	0.1%	1.7%	5.9%	68.5%	1.8%	29.7%
Health Service Executive	4.8%	0.3%	1.4%	6.6%	73.7%	4.9%	21.3%
Section 38 Voluntary Agencies	3.9%	0.7%	3.1%	7.8%	50.6%	9.0%	40.4%
CHO 4	4.0%	0.7%	3.0%	7.7%	52.7%	8.7%	38.6%
CHO 5	4.9%	0.2%	1.8%	6.9%	70.9%	3.0%	26.1%
Health Service Executive							
Section 38 Voluntary Agencies	2.5%	0.2%	2.7%	5.4%	46.9%	3.6%	49.5%
CHO 6	2.5%	0.2%	2.7%	5.4%	46.9%	3.6%	49.5%
Health Service Executive	4.5%	0.3%		4.8%	94.7%	5.3%	0.0%
Section 38 Voluntary Agencies	5.2%	0.3%	3.8%	9.3%	56.6%	2.8%	40.6%
CHO 7	5.2%	0.3%	3.7%	9.2%	57.0%	2.8%	40.2%
Health Service Executive	7.3%	0.3%	2.4%	10.0%	72.8%	3.4%	23.7%
Section 38 Voluntary Agencies	5.0%	0.2%	2.7%	7.9%	63.2%	2.1%	34.7%
CHO 8	5.6%	0.2%	2.6%	8.4%	66.1%	2.5%	31.3%
Health Service Executive	5.7%	0.2%	0.9%	6.8%	84.5%	2.4%	13.0%
Section 38 Voluntary Agencies	3.7%	0.1%	2.6%	6.4%	57.0%	1.9%	41.1%
CHO 9	3.9%	0.1%	2.4%	6.5%	61.0%	2.0%	37.0%
Other Community Services							

Certified, self-certified & COVID-19: May 2020

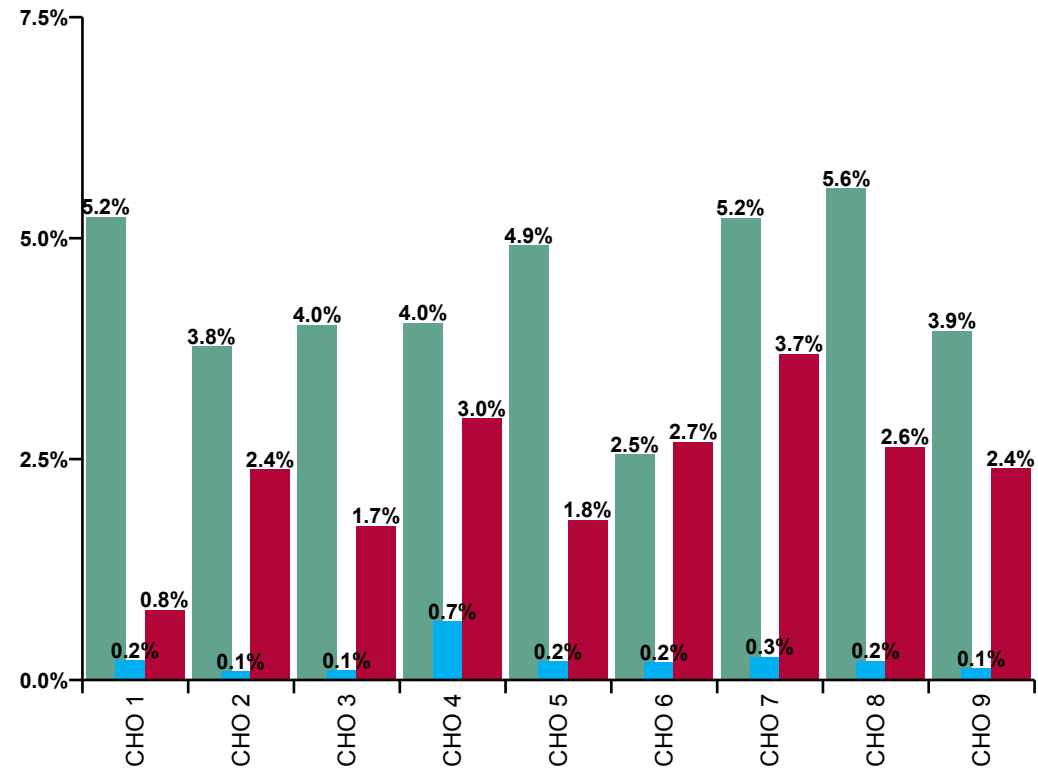
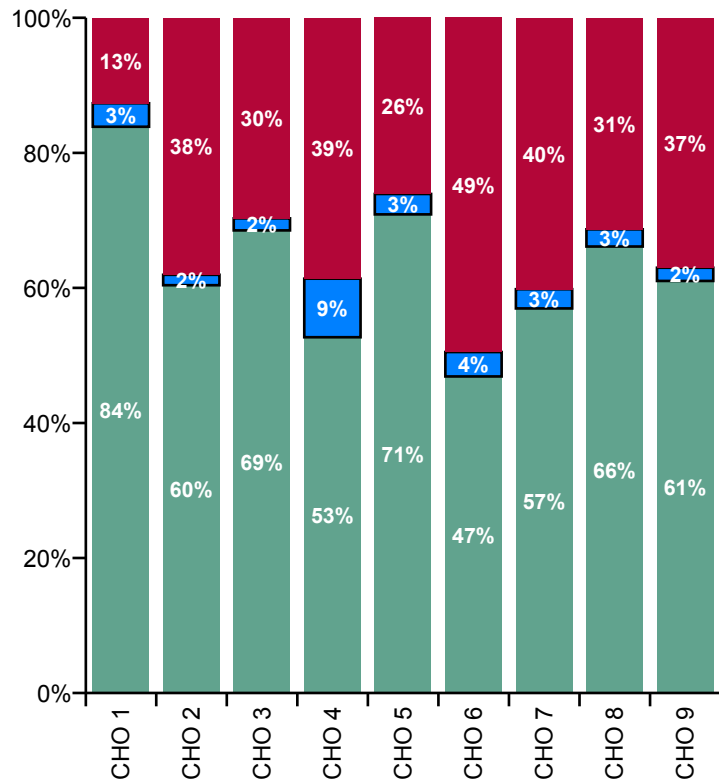


Legend

Certified absence
Self-certified absence
COVID-19 absence

Disabilities Overall Absence Rate - by Care Group & Staff Category: May 2020	Medical & Dental	Nursing & Midwifery	Health & Social Care Professionals	Management & Administrative	General Support	Patient & Client Care	Certified absence	Self-certified absence	COVID-19 absence	Total absence
Disabilities	2.1%	8.7%	5.6%	2.6%	7.6%	7.9%	4.5%	0.2%	2.5%	7.2%
Health Service Executive	0.0%	6.6%	2.0%	2.4%	4.8%	7.0%	5.2%	0.2%	0.8%	6.2%
CHO 1	0.0%	6.6%	2.0%	2.4%	4.8%	7.0%	5.2%	0.2%	0.8%	6.2%
Health Service Executive	0.0%	10.2%	5.0%	3.2%	0.0%	7.6%	4.8%		2.2%	7.1%
Section 38 Voluntary Agencies	0.0%	6.5%	4.3%	1.6%	4.0%	7.6%	3.6%	0.1%	2.4%	6.1%
CHO 2	0.0%	7.3%	4.4%	1.9%	3.4%	7.6%	3.8%	0.1%	2.4%	6.2%
Health Service Executive			0.2%	3.0%	18.8%	8.8%	3.5%	0.2%	0.3%	4.0%
Section 38 Voluntary Agencies	0.0%	7.6%	3.8%	1.6%	7.1%	6.1%	4.1%	0.1%	1.8%	6.0%
CHO 3	0.0%	7.6%	3.3%	2.4%	8.1%	6.2%	4.0%	0.1%	1.7%	5.9%
Health Service Executive	0.0%	10.2%	8.8%	0.0%	4.8%	6.7%	4.8%	0.3%	1.4%	6.6%
Section 38 Voluntary Agencies		9.1%	5.6%	1.6%	10.1%	8.4%	3.9%	0.7%	3.1%	7.8%
CHO 4	0.0%	9.2%	5.9%	1.2%	9.5%	8.3%	4.0%	0.7%	3.0%	7.7%
CHO 5	0.0%	9.0%	4.4%	3.8%	21.9%	7.1%	4.9%	0.2%	1.8%	6.9%
Health Service Executive										
Section 38 Voluntary Agencies	0.0%	4.8%	7.5%	3.8%	4.3%	4.1%	2.5%	0.2%	2.7%	5.4%
CHO 6	0.0%	4.8%	7.5%	3.8%	4.3%	4.1%	2.5%	0.2%	2.7%	5.4%
Health Service Executive			5.9%	0.5%		23.8%	4.5%	0.3%		4.8%
Section 38 Voluntary Agencies	8.1%	14.2%	6.3%	2.2%	7.6%	9.6%	5.2%	0.3%	3.8%	9.3%
CHO 7	8.1%	14.2%	6.3%	2.0%	7.6%	9.6%	5.2%	0.3%	3.7%	9.2%
Health Service Executive	0.0%	11.5%	5.4%	2.7%	12.0%	13.1%	7.3%	0.3%	2.4%	10.0%
Section 38 Voluntary Agencies	0.0%	7.5%	5.9%	3.1%	12.5%	9.3%	5.0%	0.2%	2.7%	7.9%
CHO 8	0.0%	8.7%	5.8%	2.9%	12.4%	10.2%	5.6%	0.2%	2.6%	8.4%

Disabilities Overall Absence Rate - by Care Group & Staff Category: May 2020	Medical & Dental	Nursing & Midwifery	Health & Social Care Professionals	Management & Administrative	General Support	Patient & Client Care	Certified absence	Self-certified absence	COVID-19 absence	Total absence
Disabilities	2.1%	8.7%	5.6%	2.6%	7.6%	7.9%	4.5%	0.2%	2.5%	7.2%
Health Service Executive	0.0%	8.8%	4.9%	0.0%	26.9%	4.5%	5.7%	0.2%	0.9%	6.8%
Section 38 Voluntary Agencies	0.0%	7.2%	6.0%	3.4%	5.8%	7.6%	3.7%	0.1%	2.6%	6.4%
CHO 9	0.0%	7.7%	5.9%	3.2%	6.4%	7.0%	3.9%	0.1%	2.4%	6.5%
Other Community Services				0.0%						0.0%



Certified absence

Self-certified absence

COVID-19 absence

Social Care Absence Rate - by Care Group, Staff Category & Absence type: May 2020

CHO 1 by Staff Category May 2020	Certified absence	Self-certified absence	COVID-19 absence	Total absence	Certified	Self-certified	COVID-19
Disabilities	5.2%	0.2%	0.8%	6.2%	83.9%	3.5%	12.7%
Medical & Dental							
Nursing & Midwifery	5.5%	0.2%	0.9%	6.6%	82.7%	3.6%	13.7%
Health & Social Care Professionals	1.2%	0.1%	0.6%	2.0%	63.3%	4.1%	32.7%
Management & Administrative	2.4%			2.4%	100.0%	0.0%	0.0%
General Support	4.2%		0.6%	4.8%	87.2%	0.0%	12.8%
Patient & Client Care	5.9%	0.3%	0.8%	7.0%	84.4%	3.7%	12.0%

CHO 2 by Staff Category May 2020	Certified absence	Self-certified absence	COVID-19 absence	Total absence	Certified	Self-certified	COVID-19
Disabilities	3.8%	0.1%	2.4%	6.2%	60.4%	1.5%	38.1%
Medical & Dental							
Nursing & Midwifery	4.3%	0.1%	2.9%	7.3%	59.1%	1.4%	39.4%
Health & Social Care Professionals	2.8%	0.1%	1.5%	4.4%	64.1%	1.3%	34.6%
Management & Administrative	1.7%	0.1%	0.2%	1.9%	87.9%	4.0%	8.1%
General Support	2.4%		1.0%	3.4%	69.6%	0.0%	30.4%
Patient & Client Care	4.4%	0.1%	3.0%	7.6%	58.6%	1.6%	39.8%

CHO 3 by Staff Category May 2020	Certified absence	Self-certified absence	COVID-19 absence	Total absence	Certified	Self-certified	COVID-19
Disabilities	4.0%	0.1%	1.7%	5.9%	68.5%	1.8%	29.7%
Medical & Dental							
Nursing & Midwifery	5.4%	0.1%	2.1%	7.6%	71.1%	1.4%	27.6%
Health & Social Care Professionals	1.8%	0.1%	1.4%	3.3%	54.3%	2.9%	42.8%
Management & Administrative	1.7%	0.2%	0.5%	2.4%	72.5%	6.6%	20.9%
General Support	8.0%		0.1%	8.1%	99.0%	0.0%	1.0%
Patient & Client Care	4.2%	0.1%	1.9%	6.2%	67.2%	1.8%	31.0%

CHO 4 by Staff Category May 2020	Certified absence	Self-certified absence	COVID-19 absence	Total absence	Certified	Self-certified	COVID-19
Disabilities	4.0%	0.7%	3.0%	7.7%	52.7%	8.7%	38.6%
Medical & Dental							
Nursing & Midwifery	4.8%	1.1%	3.3%	9.2%	52.5%	12.0%	35.5%
Health & Social Care Professionals	3.8%	0.3%	1.8%	5.9%	64.6%	4.4%	31.0%
Management & Administrative	1.2%	0.0%		1.2%	99.1%	0.9%	0.0%
General Support	3.5%	0.0%	6.0%	9.5%	36.5%	0.4%	63.1%
Patient & Client Care	4.2%	0.8%	3.2%	8.3%	51.4%	9.5%	39.1%

CHO 5 by Staff Category May 2020	Certified absence	Self-certified absence	COVID-19 absence	Total absence	Certified	Self-certified	COVID-19
Disabilities	4.9%	0.2%	1.8%	6.9%	70.9%	3.0%	26.1%
Medical & Dental							
Nursing & Midwifery	7.2%	0.2%	1.6%	9.0%	80.0%	2.6%	17.3%
Health & Social Care Professionals	3.0%	0.1%	1.4%	4.4%	67.2%	1.8%	31.0%
Management & Administrative	2.7%	0.1%	1.0%	3.8%	71.5%	2.7%	25.8%
General Support	21.3%		0.6%	21.9%	97.3%	0.0%	2.7%
Patient & Client Care	4.7%	0.3%	2.1%	7.1%	66.5%	3.6%	29.9%

CHO 6 by Staff Category May 2020	Certified absence	Self-certified absence	COVID-19 absence	Total absence	Certified	Self-certified	COVID-19
Disabilities	2.5%	0.2%	2.7%	5.4%	46.9%	3.6%	49.5%
Medical & Dental							
Nursing & Midwifery	0.3%	0.4%	4.2%	4.8%	5.4%	7.7%	86.9%
Health & Social Care Professionals	4.2%	0.2%	3.1%	7.5%	55.4%	3.0%	41.6%
Management & Administrative	2.6%	0.1%	1.1%	3.8%	68.2%	2.6%	29.2%
General Support	3.9%		0.4%	4.3%	91.1%	0.0%	8.9%
Patient & Client Care	1.5%	0.2%	2.4%	4.1%	37.3%	3.7%	59.1%

CHO 7 by Staff Category May 2020	Certified absence	Self-certified absence	COVID-19 absence	Total absence	Certified	Self-certified	COVID-19
Disabilities	5.2%	0.3%	3.7%	9.2%	57.0%	2.8%	40.2%
Medical & Dental	6.4%		1.7%	8.1%	78.5%	0.0%	21.5%
Nursing & Midwifery	7.2%	0.4%	6.6%	14.2%	50.8%	2.7%	46.5%
Health & Social Care Professionals	2.9%	0.2%	3.2%	6.3%	45.3%	3.8%	50.9%
Management & Administrative	0.9%	0.2%	0.9%	2.0%	45.1%	10.5%	44.4%
General Support	5.2%	0.2%	2.2%	7.6%	69.0%	2.5%	28.5%
Patient & Client Care	6.0%	0.2%	3.4%	9.6%	61.9%	2.5%	35.6%

CHO 8 by Staff Category May 2020	Certified absence	Self-certified absence	COVID-19 absence	Total absence	Certified	Self-certified	COVID-19
Disabilities	5.6%	0.2%	2.6%	8.4%	66.1%	2.5%	31.3%
Medical & Dental							
Nursing & Midwifery	5.8%	0.2%	2.7%	8.7%	67.2%	1.9%	30.9%
Health & Social Care Professionals	3.8%	0.1%	1.9%	5.8%	64.6%	2.0%	33.4%
Management & Administrative	1.8%		1.1%	2.9%	62.3%	0.0%	37.7%
General Support	9.5%	0.1%	2.8%	12.4%	76.3%	0.8%	22.9%
Patient & Client Care	6.7%	0.3%	3.2%	10.2%	65.5%	3.2%	31.3%

CHO 9 by Staff Category May 2020	Certified absence	Self-certified absence	COVID-19 absence	Total absence	Certified	Self-certified	COVID-19
Disabilities	3.9%	0.1%	2.4%	6.5%	61.0%	2.0%	37.0%
Medical & Dental							
Nursing & Midwifery	5.2%	0.1%	2.4%	7.7%	67.4%	1.5%	31.0%
Health & Social Care Professionals	3.1%	0.1%	2.8%	5.9%	51.7%	1.5%	46.8%
Management & Administrative	2.1%	0.1%	1.0%	3.2%	66.4%	1.6%	32.0%
General Support	4.4%	0.0%	2.0%	6.4%	68.6%	0.5%	30.9%
Patient & Client Care	4.3%	0.2%	2.5%	7.0%	61.6%	3.1%	35.3%

Other Community Services by Staff Category May 2020	Certified absence	Self-certified absence	COVID-19 absence	Total absence	Certified	Self-certified	COVID-19
Disabilities	0.0%	0.0%	0.0%	0.0%			
Medical & Dental							
Nursing & Midwifery							#DIV/0
Health & Social Care Professionals	#DIV/0	#DIV/0	#DIV/0				
Management & Administrative							
General Support	#DIV/0	#DIV/0	#DIV/0				
Patient & Client Care	#DIV/0	#DIV/0	#DIV/0				

Disabilities Absence Rate - by Staff Category & Care Group	CHO 1	CHO 2	CHO 3	CHO 4	CHO 5	CHO 6	CHO 7	CHO 8	HSE	S38	CHO 9	Other Comm.	Total absence	Certified absence	Self-certified absence	COVID-19 absence
Disabilities: 2020 overall	7.2%	6.6%	5.6%	7.5%	7.5%	6.0%	9.0%	7.9%	10.1%	6.6%	7.1%	0.0%	7.3%	4.9%	0.4%	2.1%
Medical & Dental	0.0%	0.0%	0.0%	17.5%	0.0%	0.0%	9.3%	0.0%	4.0%	1.5%	1.7%		3.1%	1.8%		1.3%
Nursing & Midwifery	8.4%	7.3%	7.0%	8.7%	9.1%	6.1%	11.2%	9.0%	11.1%	6.9%	8.1%		8.6%	5.5%	0.5%	2.6%
Health & Social Care Professionals	3.9%	6.2%	4.4%	5.3%	6.8%	7.2%	6.4%	5.9%	8.0%	6.3%	6.4%		6.1%	3.9%	0.4%	1.8%
Management & Administrative	3.3%	2.3%	2.6%	3.5%	4.9%	3.3%	3.2%	5.0%	5.0%	3.4%	3.5%	0.0%	3.5%	2.5%	0.2%	0.8%
General Support	5.1%	3.7%	5.9%	9.1%	13.0%	4.3%	8.4%	10.9%	22.1%	8.1%	8.5%		7.9%	5.4%	0.3%	2.3%
Patient & Client Care	7.4%	7.4%	5.8%	8.1%	7.5%	5.8%	10.0%	8.6%	9.4%	7.5%	7.9%		7.9%	5.4%	0.3%	2.3%
Total May:	6.2%	6.2%	5.9%	7.7%	6.9%	5.4%	9.2%	8.4%	6.8%	6.4%	6.5%	0.0%	7.2%	4.5%	0.2%	2.5%
Medical & Dental	0.0%	0.0%	0.0%	0.0%	0.0%	0.0%	8.1%	0.0%	0.0%	0.0%	0.0%		2.1%	1.6%		0.4%
Nursing & Midwifery	6.6%	7.3%	7.6%	9.2%	9.0%	4.8%	14.2%	8.7%	8.8%	7.2%	7.7%		8.7%	5.5%	0.3%	2.9%
Health & Social Care Professionals	2.0%	4.4%	3.3%	5.9%	4.4%	7.5%	6.3%	5.8%	4.9%	6.0%	5.9%		5.6%	3.1%	0.1%	2.3%
Management & Administrative	2.4%	1.9%	2.4%	1.2%	3.8%	3.8%	2.0%	2.9%	0.0%	3.4%	3.2%	0.0%	2.6%	1.8%	0.1%	0.7%
General Support	4.8%	3.4%	8.1%	9.5%	21.9%	4.3%	7.6%	12.4%	26.9%	5.8%	6.4%		7.6%	5.3%	0.1%	2.3%
Patient & Client Care	7.0%	7.6%	6.2%	8.3%	7.1%	4.1%	9.6%	10.2%	4.5%	7.6%	7.0%		7.9%	4.9%	0.3%	2.6%
Total April:	8.8%	9.0%	6.0%	11.9%	10.2%	10.9%	15.8%	12.1%	15.3%	9.1%	9.9%	0.0%	10.9%	5.2%	0.4%	5.3%
Medical & Dental	0.0%	0.0%	0.0%	0.0%	0.0%	0.0%	42.0%	0.0%	3.5%	0.2%	0.3%		2.6%	0.4%		2.2%
Nursing & Midwifery	9.7%	10.7%	7.9%	15.4%	12.0%	13.6%	22.3%	15.6%	16.6%	10.5%	12.2%		13.6%	5.8%	0.6%	7.1%
Health & Social Care Professionals	4.1%	6.6%	3.7%	6.8%	9.4%	13.1%	11.4%	6.7%	12.9%	8.0%	8.2%		8.3%	3.7%	0.5%	4.1%
Management & Administrative	3.2%	1.6%	2.6%	2.6%	4.9%	3.2%	3.3%	5.3%	2.9%	3.3%	3.2%	0.0%	3.4%	1.8%	0.1%	1.5%
General Support	5.3%	4.9%	6.3%	18.1%	17.2%	6.3%	13.7%	17.5%	37.6%	13.2%	14.0%		12.8%	6.0%	0.2%	6.6%
Patient & Client Care	9.7%	10.9%	6.2%	12.7%	10.4%	10.8%	16.9%	13.9%	14.5%	11.3%	11.9%		12.0%	6.2%	0.4%	5.4%
Total March:	9.2%	6.8%	6.8%	8.1%	7.7%	6.0%	9.6%	7.2%	11.3%	8.1%	8.5%	0.0%	8.0%	5.1%	0.4%	2.6%
Medical & Dental	0.0%	0.0%	0.0%	0.0%	0.0%	0.0%	4.7%	0.0%	9.3%	3.7%	4.9%		3.1%	1.2%		1.9%
Nursing & Midwifery	10.7%	7.3%	8.2%	8.9%	9.9%	6.1%	11.0%	8.1%	12.1%	7.0%	8.4%		9.0%	5.8%	0.4%	2.8%
Health & Social Care Professionals	7.0%	6.1%	5.9%	5.9%	7.3%	7.6%	6.2%	6.1%	13.5%	9.0%	9.1%		7.1%	4.3%	0.3%	2.5%
Management & Administrative	5.3%	2.0%	3.8%	5.5%	4.9%	2.6%	5.0%	6.8%	5.5%	4.3%	4.4%	0.0%	4.7%	2.7%	0.2%	1.7%
General Support	5.0%	5.1%	5.0%	9.3%	11.2%	3.3%	9.3%	7.9%	16.2%	8.4%	8.7%		7.9%	5.1%	0.3%	2.5%
Patient & Client Care	9.3%	7.8%	7.0%	8.6%	7.5%	5.7%	11.1%	7.5%	10.1%	8.8%	9.0%		8.5%	5.5%	0.4%	2.6%
Total February:	5.5%	5.3%	4.4%	4.9%	6.0%	3.7%	4.9%	5.3%	8.4%	4.7%	5.2%	0.0%	5.0%	4.6%	0.5%	
Medical & Dental	0.0%	0.0%	0.0%	42.9%	0.0%	0.0%	0.0%	0.0%	8.3%	5.2%	5.7%		4.3%	4.3%		
Nursing & Midwifery	7.2%	5.5%	5.3%	4.8%	6.6%	3.0%	4.4%	5.8%	8.8%	4.6%	5.8%		5.6%	5.1%	0.5%	
Health & Social Care Professionals	2.8%	6.2%	3.8%	3.5%	6.2%	3.6%	3.7%	4.7%	3.3%	4.5%	4.4%		4.4%	4.0%	0.5%	
Management & Administrative	4.0%	2.4%	1.5%	3.7%	5.7%	3.5%	2.3%	5.2%	8.9%	3.2%	3.5%	0.0%	3.5%	3.2%	0.3%	
General Support	3.6%	2.1%	5.5%	3.6%	6.0%	3.6%	5.6%	6.3%	15.7%	6.1%	6.4%		5.0%	4.6%	0.4%	
Patient & Client Care	4.9%	5.5%	4.4%	5.5%	5.9%	4.0%	5.8%	5.2%	8.6%	5.0%	5.6%		5.3%	4.8%	0.5%	
Total January:	6.2%	6.3%	5.1%	5.3%	6.9%	4.0%	5.5%	6.4%	8.5%	4.6%	5.2%	0.0%	5.6%	5.0%	0.6%	
Medical & Dental	0.0%	0.0%	0.0%	34.6%	0.0%	0.0%	0.0%	0.0%	0.0%	8.6%	7.1%		4.6%	4.6%		
Nursing & Midwifery	7.6%	6.3%	5.8%	5.6%	8.1%	2.8%	4.2%	6.5%	8.8%	5.0%	6.1%		6.0%	5.4%	0.6%	
Health & Social Care Professionals	3.6%	8.0%	5.2%	4.6%	6.4%	4.2%	4.4%	6.2%	4.9%	4.0%	4.1%		5.0%	4.4%	0.5%	
Management & Administrative	1.6%	3.6%	2.7%	4.3%	5.0%	3.4%	3.5%	4.5%	7.1%	2.7%	3.0%	0.0%	3.5%	3.1%	0.4%	
General Support	6.4%	3.8%	4.7%	5.2%	11.5%	4.2%	5.8%	10.7%	13.1%	6.7%	6.9%		6.2%	5.7%	0.5%	
Patient & Client Care	6.0%	6.2%	5.0%	5.5%	6.8%	4.4%	6.7%	6.3%	9.2%	4.9%	5.6%		5.9%	5.3%	0.6%	
Disabilities: 2019 overall	7.2%	4.8%	4.4%	4.9%	5.4%	4.0%	4.6%	5.0%	6.6%	4.3%	4.6%		4.9%	4.4%	0.5%	
Medical & Dental	0.6%	1.6%	0.4%	9.4%	0.1%	0.0%	0.3%	0.5%	0.0%	1.7%	1.6%		1.3%	1.2%	0.1%	
Nursing & Midwifery	9.7%	5.9%	5.1%	6.0%	5.8%	4.0%	4.3%	5.2%	7.3%	4.3%	4.9%		5.6%	5.2%	0.5%	
Health & Social Care Professionals	3.1%	4.2%	4.2%	4.3%	5.7%	4.0%	3.5%	4.9%	3.1%	4.0%	4.0%		4.2%	3.8%	0.4%	
Management & Administrative	1.5%	2.3%	3.9%	2.8%	4.8%	2.9%	3.6%	3.5%	4.1%	3.8%	3.8%		3.3%	3.0%	0.3%	
General Support	4.7%	3.6%	5.9%	4.5%	7.0%	7.4%	4.8%	5.2%	6.4%	4.3%	4.4%		4.8%	4.5%	0.3%	
Patient & Client Care	7.2%	5.1%	4.1%	5.0%	5.2%	4.1%	5.5%	5.2%	7.6%	5.0%	5.3%		5.2%	4.5%	0.3%	

Disabilities Absence Rate - by Staff Category & S33 Agency	Rios of Charity Clare	Rios of Charity Limerick	Rios of Charity Southern	Rios of Charity Waterford	Rios of Charity West Region	Camphus Garde Services	Central Remedial Clinic	Cheswestown House	Children's Sunshine Home	Osce Foundation	Daughters of Charity, Dublin	Daughters of Charity, Limerick	Daughters of Charity, Roscrea	Kate, Newbridge, Co. Kildare	Mulrissa Foundation, Laois/Carlow	Mulrissa Foundation, Longford/Westmeath	Mulrissa Foundation, South Wicklow	Pearson's Hospital (Newcastle)	Stewart's Hospital (Fallowfieldstown)	St. John of God (Dumcar)	St. John of God (IDS)	St. John of God, Kerry	St. John of God, Liffey Services	St. Michael's House, Dublin	St. Patrick's, Kilsenny	Sunderland House Services	Total absence	Certified absence	Self-certified absence	COVID-19 absence
Disabilities: S38 2020 overall	4.6%	6.2%	7.2%	7.9%	6.6%	7.3%	5.4%	10.0%	3.7%	8.4%	6.3%	5.5%	5.9%	6.8%	6.3%	4.6%	6.9%	9.7%	8.9%	8.0%	6.4%	6.3%	9.3%	7.1%	6.5%	5.9%	7.2%	4.8%	0.4%	2.2%
Medical & Dental	0.0%	0.0%	0.0%	0.0%	0.0%	0.0%	0.0%	0.0%	0.0%	0.0%	0.0%	0.0%	0.0%	0.0%	0.0%	0.0%	0.0%	0.0%	0.0%	0.0%	0.0%	0.0%	0.0%	0.0%	0.0%	0.0%	0.0%	0.0%	0.0%	0.0%
Nursing & Midwifery	0.0%	6.8%	8.3%	12.6%	6.7%	5.3%	2.3%	11.2%	3.2%	8.8%	6.6%	6.9%	8.5%	5.9%	6.2%	4.5%	7.2%	13.3%	10.8%	7.7%	8.1%	10.1%	11.1%	7.4%	8.3%	5.8%	8.2%	4.8%	0.0%	2.9%
Health & Social Care Professionals	6.0%	4.3%	6.1%	7.1%	6.2%	9.6%	2.0%	4.3%	5.1%	4.2%	6.9%	4.2%	2.1%	4.1%	5.1%	5.0%	5.9%	10.1%	4.0%	6.2%	8.8%	4.6%	7.2%	6.9%	7.4%	6.0%	6.1%	3.9%	0.4%	1.9%
Management & Administrative	0.8%	1.8%	6.1%	3.7%	2.2%	5.0%	5.3%	4.6%	0.9%	2.0%	3.1%	1.7%	5.5%	1.6%	6.1%	3.8%	3.5%	4.2%	2.9%	4.3%	2.3%	4.6%	3.8%	2.8%	10.4%	5.1%	3.8%	2.5%	0.2%	0.8%
General Support	4.2%	5.1%	10.6%	4.0%	16.3%	9.8%	7.6%	3.1%	10.4%	7.1%	4.9%	2.1%	0.0%	1.2%	6.5%	7.7%	5.9%	10.2%	13.0%	2.0%	11.0%	9.6%	6.8%	17.8%	6.8%	8.0%	5.3%	0.3%	2.4%	
Patient & Client Care	4.2%	7.1%	7.8%	7.6%	7.5%	6.9%	10.7%	12.9%	5.8%	9.1%	6.0%	4.8%	5.9%	9.0%	7.3%	4.3%	8.1%	9.6%	9.2%	8.5%	5.4%	4.6%	11.1%	6.7%	5.3%	6.1%	7.7%	5.1%	0.6%	2.2%
Total May:	4.9%	8.8%	7.8%	8.4%	6.1%	6.2%	4.7%	12.4%	4.0%	9.1%	6.8%	5.2%	4.0%	5.2%	9.0%	5.6%	9.5%	10.6%	8.5%	7.4%	5.6%	3.4%	9.5%	6.5%	5.5%	5.5%	7.3%	4.2%	0.2%	2.8%
Medical & Dental	0.0%	0.0%	0.0%	0.0%	0.0%	0.0%	0.0%	0.0%	0.0%	0.0%	0.0%	0.0%	0.0%	0.0%	0.0%	0.0%	0.0%	0.0%	0.0%	0.0%	0.0%	0.0%	0.0%	0.0%	0.0%	0.0%	0.0%	0.0%	0.0%	0.0%
Nursing & Midwifery	0.0%	9.7%	10.2%	13.8%	6.5%	6.1%	0.0%	15.8%	4.8%	8.5%	7.6%	6.5%	9.0%	3.5%	8.8%	4.8%	4.8%	9.0%	15.7%	14.3%	7.1%	6.9%	9.9%	13.5%	7.2%	7.7%	9.8%	5.0%	0.3%	3.6%
Health & Social Care Professionals	5.3%	5.1%	7.1%	5.1%	4.3%	5.3%	0.1%	4.2%	0.0%	4.4%	7.4%	1.3%	1.6%	2.9%	7.5%	5.8%	5.6%	14.2%	1.7%	4.6%	8.0%	1.6%	7.0%	9.2%	6.3%	5.8%	3.1%	0.1%	2.5%	
Management & Administrative	1.5%	0.6%	1.3%	1.8%	1.6%	0.0%	5.3%	3.5%	0.0%	2.1%	5.0%	0.0%	2.1%	1.5%	0.0%	3.2%	4.2%	4.6%	1.0%	3.8%	3.4%	0.6%	1.5%	1.8%	12.3%	5.0%	2.8%	1.9%	0.1%	0.8%
General Support	0.0%	0.7%	28.5%	4.0%	5.3%	5.3%	6.3%	0.0%	14.5%	6.3%	6.1%	8.0%	0.0%	0.0%	23.2%	10.7%	5.0%	8.8%	14.1%	8.8%	4.3%	10.3%	8.5%	16.4%	8.8%	7.7%	5.2%	0.1%	2.4%	
Patient & Client Care	5.0%	10.1%	8.8%	8.5%	7.6%	5.7%	12.8%	15.5%	5.8%	9.9%	6.3%	4.2%	3.4%	7.1%	11.8%	5.3%	13.5%	8.5%	8.3%	8.1%	2.7%	1.5%	11.1%	6.1%	3.8%	5.1%	7.9%	4.7%	0.3%	2.9%
Total April:	3.8%	5.4%	10.5%	11.2%	9.0%	11.7%	7.7%	12.2%	6.0%	13.1%	9.1%	6.6%	8.3%	8.2%	9.1%	5.2%	9.9%	20.4%	12.7%	15.4%	14.0%	13.3%	22.9%	9.3%	7.6%	9.0%	11.0%	5.0%	0.5%	5.6%
Medical & Dental	0.0%	0.0%	0.0%	0.0%	0.0%	0.0%	0.0%	0.0%	0.0%	0.0%	0.0%	0.0%	0.0%	0.0%	0.0%	0.0%	0.0%	0.0%	0.0%	0.0%	0.0%	0.0%	0.0%	0.0%	0.0%	0.0%	0.0%	0.0%	0.0%	0.0%
Nursing & Midwifery	0.0%	4.8%	13.8%	17.1%	9.5%	8.5%	0.0%	17.2%	5.9%	15.6%	11.8%	8.9%	11.1%	12.4%	8.5%	5.5%	13.3%	33.0%	17.7%	16.5%	21.5%	17.9%	27.3%	16.4%	10.9%	9.9%	13.9%	5.2%	0.6%	7.9%
Health & Social Care Professionals	5.4%	3.2%	8.2%	9.6%	6.6%	20.7%	0.9%	6.1%	11.5%	4.3%	10.7%	2.7%	3.9%	4.1%	4.8%	6.3%	19.4%	2.6%	11.5%	19.4%	9.2%	15.2%	8.4%	7.9%	8.6%	8.6%	3.7%	0.0%	4.3%	
Management & Administrative	0.0%	0.3%	6.8%	3.3%	1.7%	0.0%	5.5%	4.5%	0.0%	0.3%	2.0%	7.6%	5.5%	3.7%	5.0%	7.0%	5.5%	3.7%	2.8%	4.5%	2.9%	1.0%	10.7%	2.8%	20.6%	4.1%	3.8%	1.6%	0.2%	1.7%
General Support	0.0%	0.0%	12.6%	8.2%	5.7%	39.3%	10.7%	15.4%	0.0%	19.8%	9.5%	6.9%	0.4%	0.0%	0.0%	14.4%	7.1%	10.8%	15.6%	25.1%	5.2%	26.1%	18.5%	16.6%	11.4%	8.4%	13.2%	5.9%	0.2%	7.1%
Patient & Client Care	3.4%	7.0%	11.5%	11.3%	11.0%	10.0%	20.9%	10.3%	8.4%	13.7%	7.2%	5.1%	7.9%	10.5%	14.1%	5.0%	12.4%	18.3%	13.5%	15.7%	11.8%	11.9%	30.4%	14.5%	5.8%	10.2%	12.8%	6.0%	0.4%	5.6%
Total March:	5.1%	7.6%	8.4%	8.2%	7.2%	9.3%	4.7%	12.0%	5.9%	9.4%	6.8%	6.7%	7.6%	10.1%	6.5%	4.9%	5.8%	8.4%	15.3%	6.2%	4.5%	5.0%	4.4%	9.7%	5.8%	7.4%	7.7%	4.8%	0.4%	2.6%
Medical & Dental	0.0%	0.0%	0.0%	0.0%	0.0%	0.0%	0.0%	0.0%	0.0%	0.0%	0.0%	0.0%	0.0%	0.0%	0.0%	0.0%	0.0%	0.0%	0.0%	0.0%	0.0%	0.0%	0.0%	0.0%	0.0%	0.0%	0.0%	0.0%	0.0%	0.0%
Nursing & Midwifery	0.0%	8.4%	8.1%	14.8%	7.8%	8.5%	3.3%	12.5%	2.4%	10.4%	5.4%	7.6%	11.4%	8.9%	4.9%	1.9%	6.0%	10.3%	16.7%	5.5%	4.2%	7.4%	4.1%	0.1%	5.7%	11.1%	8.3%	5.0%	0.4%	2.9%
Health & Social Care Professionals	6.9%	7.0%	7.0%	6.8%	6.1%	13.7%	2.1%	6.3%	17.5%	5.5%	8.8%	4.8%	2.3%	6.0%	6.8%	5.9%	5.0%	8.5%	8.1%	3.9%	6.5%	5.5%	4.5%	10.3%	9.4%	8.4%	7.1%	4.2%	0.3%	2.5%
Management & Administrative	1.0%	4.1%	9.1%	3.2%	1.9%	7.8%	6.8%	7.6%	0.0%	4.1%	2.4%	0.0%	4.9%	3.4%	12.8%	2.3%	4.2%	4.0%	6.8%	5.0%	1.5%	6.2%	2.3%	4.0%	11.6%	4.5%	4.8%	2.6%	0.2%	1.7%
General Support	0.1%	9.5%	15.8%	5.0%	9.4%	6.8%	10.4%	15.2%	11.1%	8.8%	4.1%	11.1%	0.0%	0.0%	0.0%	5.6%	6.0%	15.1%	8.8%	0.0%	7.5%	4.9%	8.3%	14.7%	4.2%	7.9%	5.0%	0.2%	2.7%	
Patient & Client Care	4.8%	8.1%	9.1%	7.7%	8.2%	6.3%	7.9%	15.3%	11.3%	9.8%	6.9%	7.1%	7.8%	13.1%	6.0%	4.8%	6.4%	8.8%	13.4%	7.1%	4.0%	3.3%	4.7%	11.7%	4.4%	6.5%	8.3%	5.2%	0.4%	2.7%
Total February:	4.2%	3.9%	4.7%	5.7%	5.2%	5.0%	5.3%	6.5%	1.5%	4.9%	4.3%	4.4%	5.1%	4.6%	3.1%	3.1%	4.0%	5.2%	4.9%	4.7%	4.0%	4.9%	4.0%	4.8%	6.1%	3.7%	4.7%	4.2%	0.3%	
Medical & Dental	0.0%	0.0%	0.0%	0.0%	0.0%	0.0%	0.0%	0.0%	0.0%	0.0%	0.0%	0.0%	0.0%	0.0%	0.0%	0.0%	0.0%	0.0%	0.0%	0.0%	0.0%	0.0%	0.0%	0.0%	0.0%	0.0%	0.0%	0.0%	0.0%	0.0%
Nursing & Midwifery	0.0%	4.2%	7.8%	7.8%	4.8%	5.4%	5.6%	5.4%	1.9%	4.3%	4.0%	5.2%	9.7%	3.8%	2.4%	5.9%	3.6%	4.5%	2.9%	4.4%	4.0%	4.0%	4.8%	5.3%	5.4%	2.6%	4.7%	4.2%	0.5%	
Health & Social Care Professionals	4.3%	2.4%	3.8%	7.9%	6.1%	5.9%	3.6%	2.6%	0.0%	2.1%	4.2%	6.0%	1.8%	4.5%	3.3%	4.3%	5.7%	3.2%	2.8%	4.7%	4.4%	3.7%	4.7%	5.5%	2.8%	4.4%	3.9%	0.4%		
Management & Administrative	0.6%	1.1%	6.2%	4.7%	2.2%	6.8%	6.0%	1.0%	0.0%	0.6%	3.5%	1.4%	0.5%	0.8%	1.7%	0.8%	1.4%	5.4%	2.2%	6.6%	1.4%	9.0%	2.3%	2.0%	6.0%	7.7%	3.3%	3.0%	0.3%	
General Support	8.9%	1.7%	2.5%	2.3%	6.9%	16.0%	3.6%	0.0%	3.4%	4.9%	3.0%	0.0%	0.0%	1.4%	0.0%	8.0%	5.1%	8.1%	4.3%	1.5%	6.8%	4.2%	6.2%	11.8%	6.3%	5.6%	4.6%	0.4%		
Patient & Client Care	4.3%	4.4%	5.1%	5.1%	5.6%	5.0%	6.4%	11.1%	2.2%	5.9%	4.6%	3.7%	4.7%	5.6%	2.5%	2.1%	2.8%	5.9%	5.4%	5.4%	4.5%	3.4%	4.2%	5.1%	6.1%	3.9%	5.1%	4.9%	0.5%	
Total January:	5.0%	5.8%	4.8%	6.3%	6.8%	5.1%	4.4%	6.7%	1.2%	5.7%	4.4%	4.8%	4.5%	6.0%	3.4%	4.0%	5.1%	4.6%	5.3%	6.1%	4.4%	5.0%	5.6%	4.8%	7.6%	4.1%	5.2%	4.7%	0.6%	
Medical & Dental	0.0%	0.0%	0.0%	0.0%	0.0%	0.0%	0.0%	0.0%	0.0%	0.0%	0.0%	0.0%	0.0%	0.0%	0.0%	0.0%	0.0%	0.0%	0.0%	0.0%	0.0%	0.0%	0.0%	0.0%	0.0%	0.0%	0.0%	0.0%	0.0%	0.0%
Nursing & Midwifery	0.0%	6.9%	4.4%	9.9%	5.6%	1.8%	3.6%	5.0%	1.2%	5.5%	4.2%	6.0%	1.8%	1.5%	7.9%	5.9%	2.1%	3.7%	2.9%	5.0%	4.5%	8.5%	5.9%	6.1%	12.1%	2.0%	5.2%	4.6%	0.6%	
Health & Social Care Professionals	9.1%	3.6%	4.7%	6.4%	8.2%	4.8%	3.2%	2.4%	0.0%	4.8%	3.2%	6.7%	1.0%	3.3%	3.1%	3.5%	6.7%	2.0%	4.4%	7.9%	5.1%	2.5%	5.6%	4.5%	5.3%	3.7%	4.8%	4.2%	0.5%	
Management & Administrative	0.8%	2.8%	6.9%	5.7%	4.8%	5.1%	3.2%	5.9%	4.0%	2.8%	2.1%	1.5%	2.6%	1.8%	1.9%	3.5%	1.8%	1.7%	3.5%	2.1%	6.7%	1.9%	3.9%	3.6%	4.8%	3.5%	3.0%	0.5%		
General Support	8.8%	1.4%	0.0%	4.7%	0.0%	1.7%	0.0%	0.0%	4.0%	6.1%	2.4%	3.4%	0.0%	0.0%	7.2%	2.0%	8.2%	2.5%	7.2%	12.2%	2.3%	10.1%	10.6%	6.9%	30.7%	6.6%	6.0%	5.5%	0.4%	
Patient & Client Care	3.7%	5.8%	4.8%	5.7%	6.4%	6.6%	6.5%	12.2%	0.3%	6.3%	5.1%	3.6%	5.5%	8.6%	2.4%	4.2%	5.0%	6.4%	5.7%	6.2%	4.7%	3.1%	5.1%	4.2%	6.8%	4.5%	5.8%	5.0%	0.6%	
Disabilities: S38 2019 overall	3.6%	5.6%	5.0%	5.0%	4.7%	4.6%	3.4%	5.5%	3.3%	5.3%	3.9%	3.9%	4.5%	4.4%	3.0%	4.0%	4.5%	4.7%	4.6%	4.1%	4.1%	4.6%	4.0%	4.9%	6.2%	4.1%	4.5%	4.1%	0.4%	
Medical & Dental	0.4%	0.0%	0.2%	0.4%	0.0%	0.0%	0.0%	0.0%	0.0%	0.0%	0.0%	0.0%	0.0%	0.0%	0.0%	0.0%	0.0%	0.4%	0.0%	0.6%	0.0%	0.0%	0.0%	0.0%	0.0%	0.0%	1.0%	1.0%	0.1%	
Nursing & Midwifery	0.0%	7.4%	6.2%	4.9%	5.0%	5.4%	3.6%	4.7%	4.1%	6.3%	3.5%	4.4%	4.1%	4.3%	5.9%	3.3%	6.1%	4.6%	4.2%	2.8%	4.3%	6.2%	3.8%	5.4%	6.2%	3.5%	4.7%	4.2%	0.5%	
Health & Social Care Professionals	5.0%	4.3%	4.9%	4.5%	4.4%	2.1%	2.9%	3.4%	3.2%	4.5%	3.0%	2.9%	3.6%	3.8%	2.6%	4.5%	5.2%	3.6%	3.7%	5.0%	4.5%	2.9%	3.5%	4.6%	9.2%	3.6%	4.2%	3.8%	0.4%	
Management & Administrative	1.9%	4.8%	4.7%	4.9%	2.5%	1.1%	3.8%	4.3%	0.4%	2.1%	4.6%	0.8%	3.9%	2.5%	1.3%	2.3%	2.3%	2.8%	3.2%	2.5%	2.6%	3.2%	3.0%	3.3%	2.8%	4.1%	3.2%	4.8%	0.5%	
General Support	8.3%																													