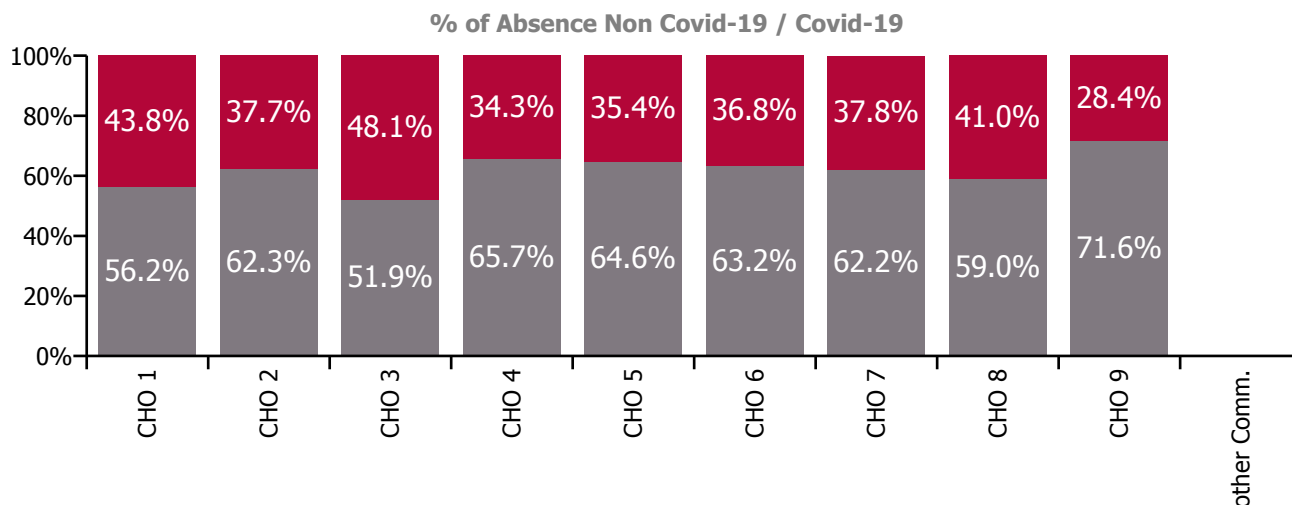
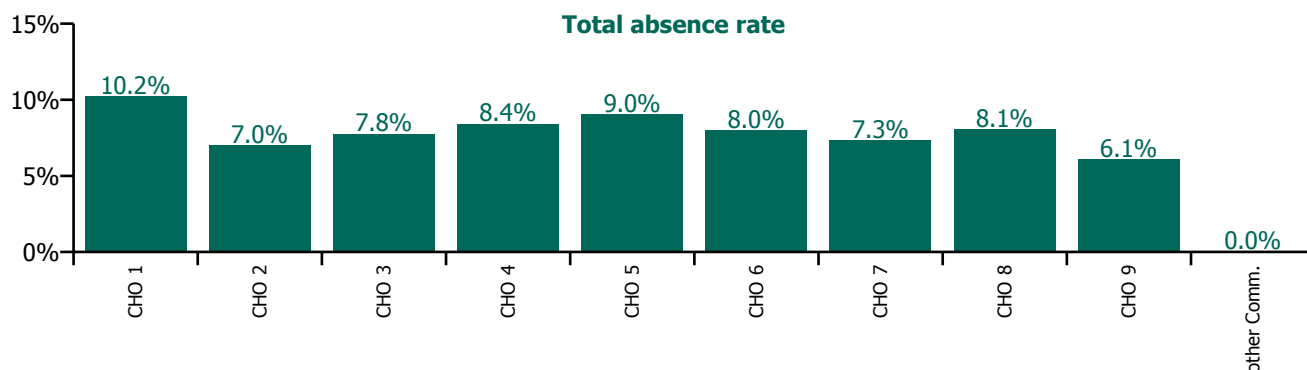


February 2022

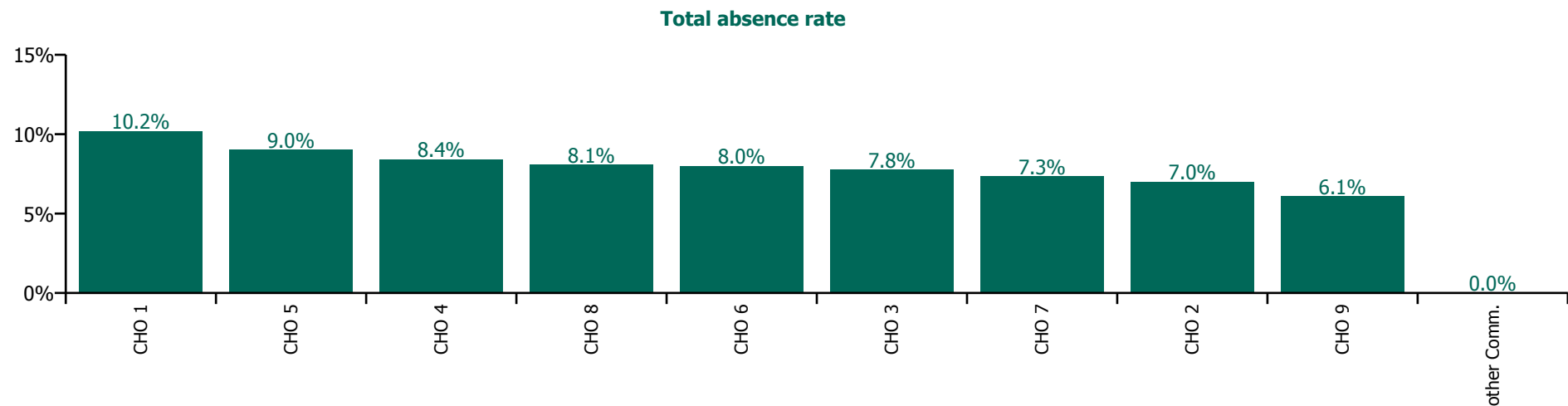
Health Service Absence Rate - by Staff Category: Feb 2022	Certified absence	Self-certified absence	Non Covid-19 absence	Covid-19 absence	Total absence rate	% Non Covid-19 absence	% Covid-19 absence
Disabilities	4.2%	0.6%	4.8%	2.9%	7.8%	62.3%	37.7%
Medical & Dental	0.5%	0.2%	0.7%	0.7%	1.4%	49.0%	51.0%
Nursing & Midwifery	4.4%	0.6%	5.0%	3.5%	8.5%	58.9%	41.1%
Health & Social Care Professionals	3.8%	0.5%	4.3%	2.5%	6.7%	63.6%	36.4%
Management & Administrative	3.1%	0.3%	3.4%	1.6%	5.1%	67.7%	32.3%
General Support	3.7%	0.5%	4.3%	2.5%	6.8%	62.7%	37.3%
Patient & Client Care	4.5%	0.8%	5.3%	3.2%	8.5%	62.7%	37.3%

Health Service Absence Rate - Care Group by CHO: Feb 2022	Certified absence	Self-certified absence	Non Covid-19 absence	Covid-19 absence	Total absence rate	% Non Covid-19 absence	% Covid-19 absence
Disabilities	4.2%	0.6%	4.8%	2.9%	7.8%	62.3%	37.7%
CHO 1	5.2%	0.5%	5.7%	4.5%	10.2%	56.2%	43.8%
CHO 2	4.0%	0.4%	4.4%	2.6%	7.0%	62.3%	37.7%
CHO 3	3.7%	0.3%	4.0%	3.7%	7.8%	51.9%	48.1%
CHO 4	3.6%	1.9%	5.5%	2.9%	8.4%	65.7%	34.3%
CHO 5	5.3%	0.5%	5.8%	3.2%	9.0%	64.6%	35.4%
CHO 6	4.6%	0.5%	5.1%	2.9%	8.0%	63.2%	36.8%
CHO 7	3.8%	0.7%	4.6%	2.8%	7.3%	62.2%	37.8%
CHO 8	4.4%	0.3%	4.8%	3.3%	8.1%	59.0%	41.0%
CHO 9	4.0%	0.3%	4.4%	1.7%	6.1%	71.6%	28.4%
Other Community Services	0.0%	0.0%	0.0%	0.0%	0.0%		

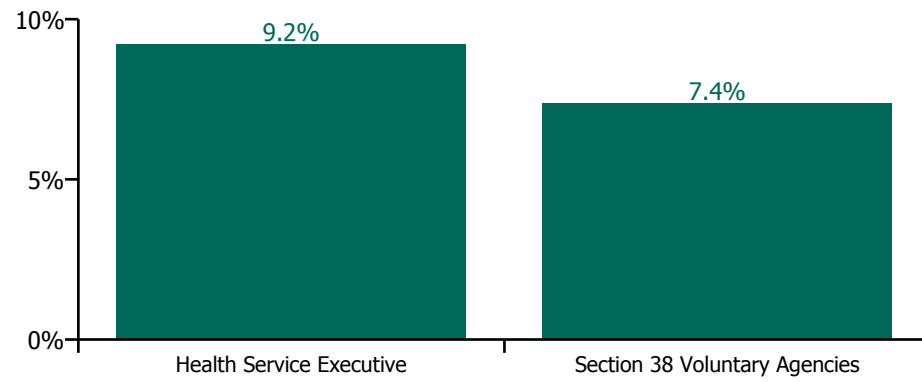


February 2022

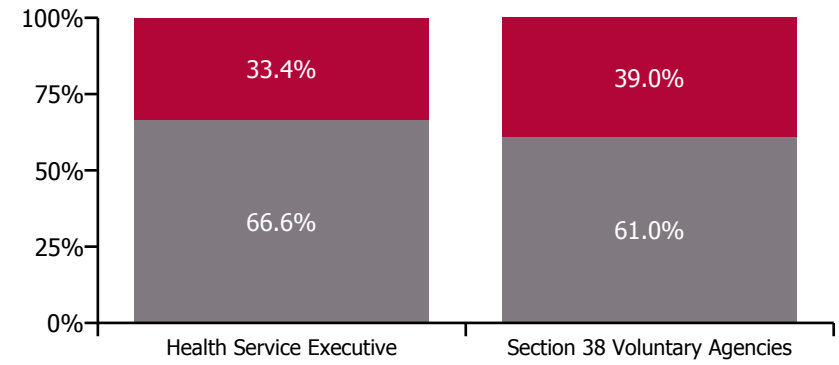
Health Service Absence Rate - by Hospital Group & Staff Category: Feb 2022	Medical & Dental	Nursing & Midwifery	Health & Social Care Professionals	Management & Administrative	General Support	Patient & Client Care	Certified absence	Self-certified absence	Non Covid-19 absence	Covid-19 absence	Total absence rate
Disabilities	1.4%	8.5%	6.7%	5.1%	6.8%	8.5%	4.2%	0.6%	4.8%	2.9%	7.8%
CHO 1	0.0%	12.0%	6.8%	4.6%	7.6%	10.4%	5.2%	0.5%	5.7%	4.5%	10.2%
CHO 2	0.0%	8.0%	7.3%	2.9%	4.3%	7.4%	4.0%	0.4%	4.4%	2.6%	7.0%
CHO 3	11.7%	9.2%	6.7%	6.2%	5.4%	7.9%	3.7%	0.3%	4.0%	3.7%	7.8%
CHO 4	0.0%	8.8%	8.2%	4.3%	6.7%	9.0%	3.6%	1.9%	5.5%	2.9%	8.4%
CHO 5	0.0%	12.3%	8.9%	6.6%	8.0%	8.6%	5.3%	0.5%	5.8%	3.2%	9.0%
CHO 6	0.0%	10.3%	7.8%	3.0%	6.3%	9.0%	4.6%	0.5%	5.1%	2.9%	8.0%
CHO 7	4.5%	7.2%	5.9%	6.6%	7.1%	8.1%	3.8%	0.7%	4.6%	2.8%	7.3%
CHO 8	0.0%	7.9%	6.4%	5.0%	7.2%	9.6%	4.4%	0.3%	4.8%	3.3%	8.1%
CHO 9	0.3%	5.7%	5.9%	5.2%	7.3%	6.7%	4.0%	0.3%	4.4%	1.7%	6.1%
Other Community Services				0.0%			0.0%	0.0%	0.0%	0.0%	0.0%



Total absence rate



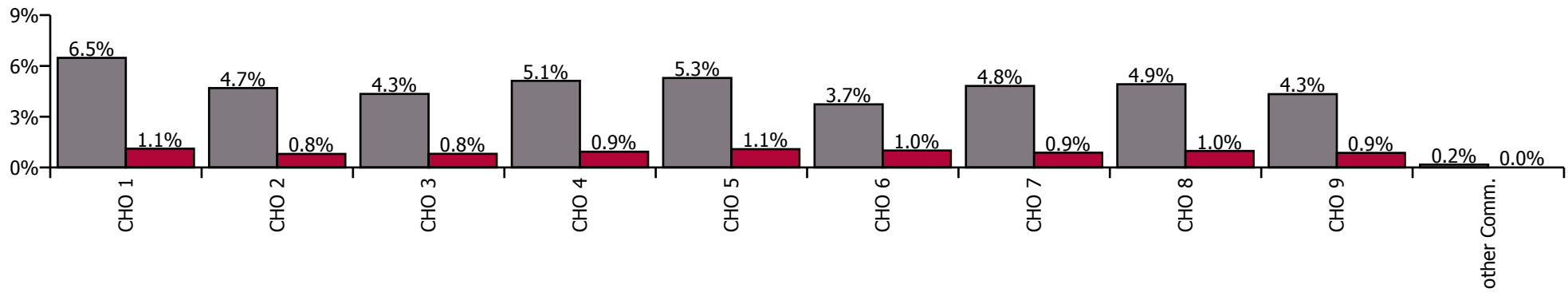
Non Covid-19 & Covid-19 Absence



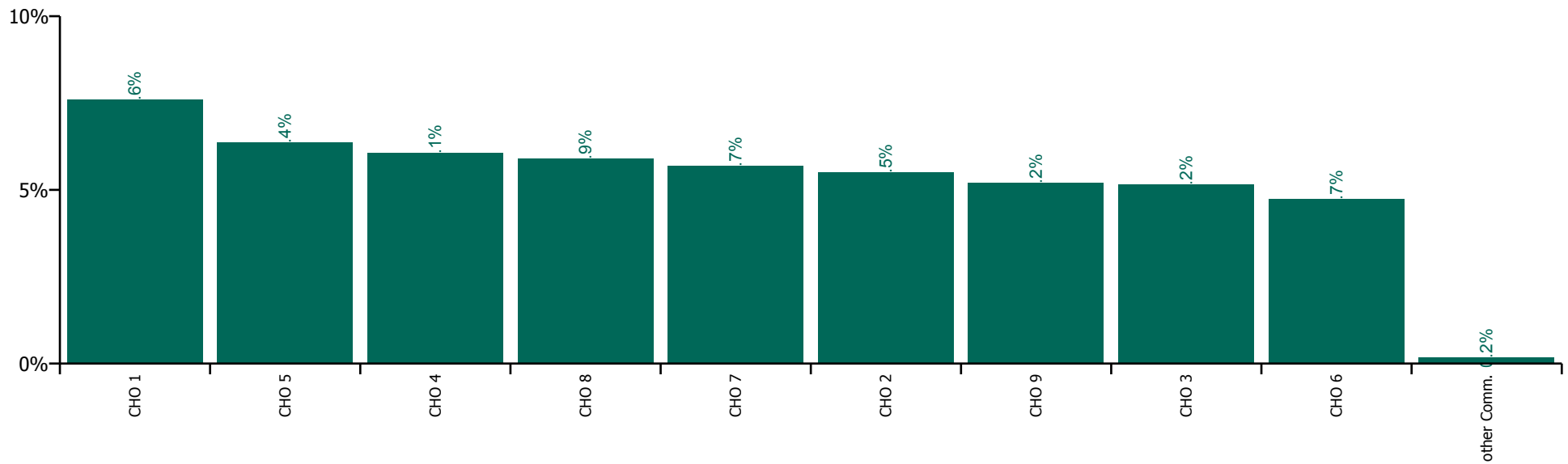
February 2022

Health Service Absence Rate by Hospital: Feb 2022	Medical & Dental	Nursing & Midwifery	Health & Social Care Professionals	Management & Administrative	General Support	Patient & Client Care	Certified absence	Self-certified absence	Non Covid-19 absence	Covid-19 absence	Total absence rate
Disabilities	2.6%	6.4%	4.9%	3.4%	5.5%	6.2%	4.4%	0.4%	4.8%	0.9%	5.7%
Health Service Executive	0.2%	8.7%	3.9%	3.5%	4.9%	8.0%	6.1%	0.4%	6.5%	1.1%	7.6%
CHO 1	0.2%	8.7%	3.9%	3.5%	4.9%	8.0%	6.1%	0.4%	6.5%	1.1%	7.6%
Health Service Executive	4.1%	7.6%	3.2%	1.1%	0.7%	4.9%	4.1%	0.2%	4.3%	0.5%	4.8%
Section 38 Voluntary Agencies	4.6%	5.7%	5.5%	3.3%	4.8%	6.0%	4.4%	0.3%	4.7%	0.8%	5.6%
CHO 2	4.5%	6.1%	5.3%	2.9%	4.3%	5.9%	4.4%	0.3%	4.7%	0.8%	5.5%
Health Service Executive			3.5%	5.0%	18.4%	6.4%	4.5%	0.3%	4.8%	0.7%	5.5%
Section 38 Voluntary Agencies	1.7%	5.7%	5.0%	2.7%	5.0%	5.1%	4.1%	0.3%	4.3%	0.8%	5.1%
CHO 3	1.7%	5.7%	4.8%	3.4%	5.8%	5.2%	4.1%	0.3%	4.3%	0.8%	5.2%
Health Service Executive	6.6%	6.0%	4.7%	2.1%	4.4%	5.2%	3.5%	0.6%	4.1%	0.7%	4.8%
Section 38 Voluntary Agencies	0.0%	7.2%	5.0%	3.3%	5.4%	6.6%	4.4%	0.8%	5.2%	1.0%	6.2%
CHO 4	6.5%	7.1%	5.0%	3.1%	5.3%	6.4%	4.3%	0.8%	5.1%	0.9%	6.1%
Health Service Executive	0.0%	8.2%	6.1%	5.9%	4.6%	8.1%	5.8%	0.5%	6.3%	1.0%	7.3%
Section 38 Voluntary Agencies	9.6%	7.0%	6.5%	4.7%	6.8%	6.1%	4.5%	0.6%	5.1%	1.1%	6.2%
CHO 5	7.2%	7.4%	6.4%	5.1%	6.7%	6.3%	4.7%	0.5%	5.3%	1.1%	6.4%
Health Service Executive	0.8%	9.0%	6.8%	6.1%	2.2%	9.4%	4.8%	0.5%	5.3%	2.9%	8.2%
Section 38 Voluntary Agencies	0.0%	4.9%	4.5%	2.2%	4.8%	4.8%	3.1%	0.5%	3.6%	0.8%	4.4%
CHO 6	0.5%	5.6%	4.6%	2.6%	4.8%	5.2%	3.2%	0.5%	3.7%	1.0%	4.7%
Health Service Executive		2.1%	5.4%	5.8%		4.3%	4.4%	0.3%	4.8%	0.6%	5.4%
Section 38 Voluntary Agencies	1.3%	6.0%	4.5%	3.3%	5.7%	6.4%	4.4%	0.5%	4.8%	0.9%	5.7%
CHO 7	1.3%	6.0%	4.5%	3.5%	5.7%	6.4%	4.4%	0.5%	4.8%	0.9%	5.7%
Health Service Executive	0.2%	10.4%	6.3%	6.4%	10.2%	11.1%	7.5%	0.5%	8.1%	1.4%	9.4%
Section 38 Voluntary Agencies	0.2%	5.0%	5.1%	3.0%	5.1%	5.1%	3.8%	0.3%	4.1%	0.9%	5.0%
CHO 8	0.2%	6.3%	5.3%	4.3%	5.6%	6.3%	4.5%	0.4%	4.9%	1.0%	5.9%
Health Service Executive	1.0%	7.6%	4.7%	4.0%	8.8%	8.8%	5.9%	0.4%	6.3%	1.1%	7.4%
Section 38 Voluntary Agencies	3.3%	4.8%	4.7%	3.2%	5.7%	5.6%	3.8%	0.3%	4.1%	0.8%	4.9%
CHO 9	3.1%	5.4%	4.7%	3.2%	5.7%	6.0%	4.0%	0.3%	4.3%	0.9%	5.2%
Other Community Services				0.2%			0.1%	0.1%	0.2%	0.0%	0.2%

Non Covid-19 / Covid-19 absence rates



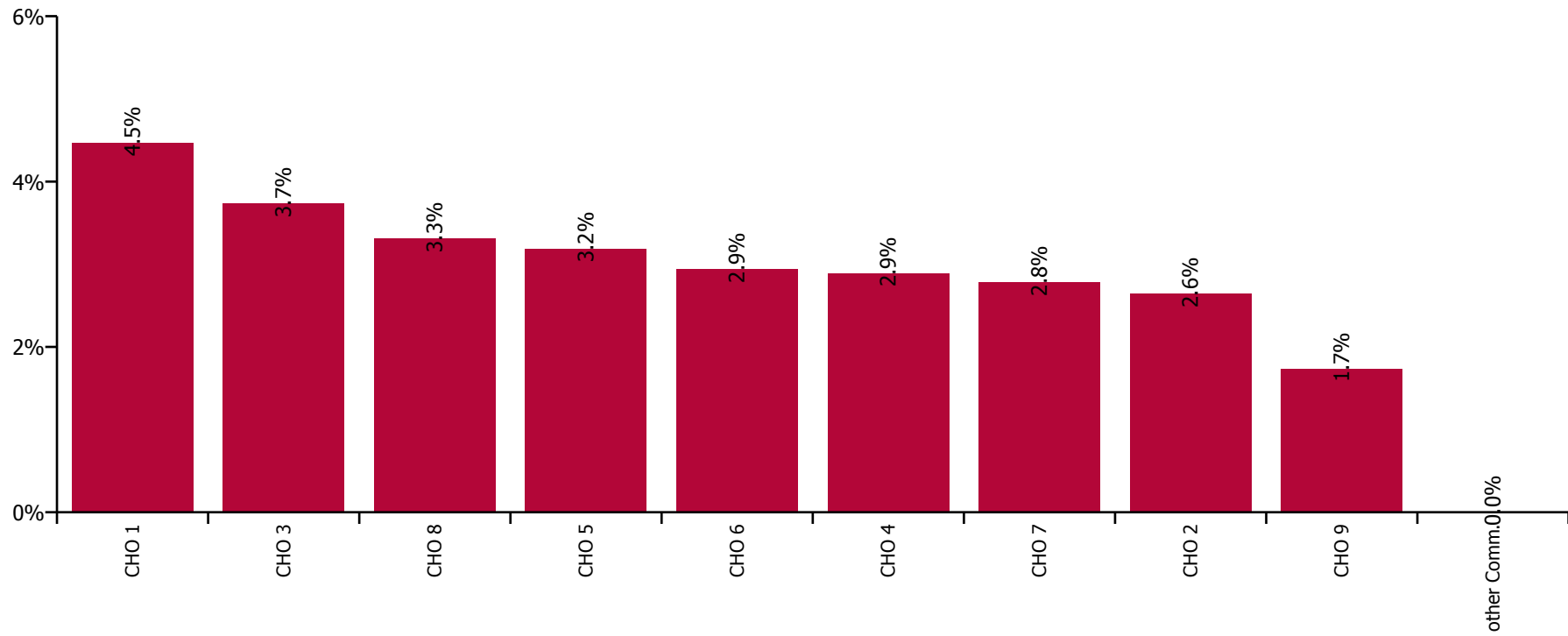
Total absence rate



February 2022

Health Service Covid-19 Absence Rate - by Staff Category & Hospital: Feb 2022	Medical & Dental	Nursing & Midwifery	Health & Social Care Professionals	Management & Administrative	General Support	Patient & Client Care	Covid-19 absence	Non Covid-19 absence	Total absence rate
Disabilities	0.7%	3.5%	2.5%	5.1%	2.5%	3.2%	2.9%	4.8%	7.8%
Health Service Executive	0.0%	5.1%	2.2%	4.6%	2.8%	4.6%	4.5%	5.7%	10.2%
CHO 1	0.0%	5.1%	2.2%	4.6%	2.8%	4.6%	4.5%	5.7%	10.2%
Health Service Executive	0.0%	0.6%	1.3%	0.9%	0.0%	0.1%	0.5%	2.0%	2.5%
Section 38 Voluntary Agencies	0.0%	3.3%	3.0%	3.4%	2.3%	3.1%	3.0%	4.7%	7.7%
CHO 2	0.0%	2.7%	2.9%	2.9%	2.0%	2.8%	2.6%	4.4%	7.0%
Health Service Executive			0.2%	7.8%	0.0%	6.8%	2.6%	5.3%	7.9%
Section 38 Voluntary Agencies	11.7%	5.1%	2.3%	5.4%	3.1%	3.8%	3.8%	4.0%	7.7%
CHO 3	11.7%	5.1%	2.1%	6.2%	2.7%	3.9%	3.7%	4.0%	7.8%
Health Service Executive	0.0%	3.0%	2.8%	2.6%	1.4%	1.5%	1.7%	4.9%	6.6%
Section 38 Voluntary Agencies		3.9%	2.9%	4.8%	3.5%	2.9%	3.0%	5.6%	8.6%
CHO 4	0.0%	3.8%	2.9%	4.3%	3.2%	2.7%	2.9%	5.5%	8.4%
Health Service Executive	0.0%	2.8%	2.0%	5.4%	0.0%	2.4%	2.1%	7.7%	9.9%
Section 38 Voluntary Agencies	0.0%	4.0%	5.2%	7.3%	6.9%	3.0%	3.5%	5.3%	8.8%
CHO 5	0.0%	3.5%	4.1%	6.6%	6.9%	2.9%	3.2%	5.8%	9.0%
Health Service Executive	0.0%	5.5%	4.9%	7.8%	0.0%	2.6%	3.7%	6.0%	9.7%
Section 38 Voluntary Agencies	0.0%	3.3%	3.3%	2.0%	1.2%	2.7%	2.8%	4.9%	7.6%
CHO 6	0.0%	4.0%	3.4%	3.0%	1.2%	2.7%	2.9%	5.1%	8.0%
Health Service Executive		0.0%	2.0%	12.3%		2.3%	2.1%	5.8%	7.8%
Section 38 Voluntary Agencies	1.4%	3.1%	2.1%	5.7%	2.6%	3.1%	2.8%	4.5%	7.3%
CHO 7	1.4%	3.1%	2.1%	6.6%	2.6%	3.1%	2.8%	4.6%	7.3%
Health Service Executive	0.0%	3.2%	2.4%	8.0%	7.6%	3.2%	2.8%	9.1%	11.9%
Section 38 Voluntary Agencies	0.0%	4.1%	2.4%	2.4%	4.1%	4.0%	3.5%	3.3%	6.8%
CHO 8	0.0%	3.9%	2.4%	5.0%	4.5%	3.8%	3.3%	4.8%	8.1%
Health Service Executive	1.1%	1.9%	1.4%	3.8%	4.1%	0.9%	1.5%	6.0%	7.5%
Section 38 Voluntary Agencies	0.0%	1.8%	1.9%	5.5%	1.3%	2.1%	1.8%	4.1%	5.9%
CHO 9	0.3%	1.9%	1.8%	5.2%	1.4%	1.9%	1.7%	4.4%	6.1%
Other Community Services				0.0%			0.0%	0.0%	0.0%

Covid-19 absence rate



February 2022

Health Service Absence Rate - by Staff Category: Feb 2022	Certified absence	Self- certified absence	Non Covid-19 absence	Covid-19 absence	Total absence rate	% Non Covid-19 absence	% Covid-19 absence
HSE Disabilities CHO 1	5.2%	0.5%	5.7%	4.5%	10.2%	56.2%	43.8%
Medical & Dental	0.0%	0.0%	0.0%	0.0%	0.0%		
Nursing & Midwifery	6.4%	0.5%	6.9%	5.1%	12.0%	57.7%	42.3%
Health & Social Care Professionals	4.1%	0.5%	4.6%	2.2%	6.8%	67.8%	32.2%
Management & Administrative	1.2%	0.2%	1.5%	3.1%	4.6%	31.8%	68.2%
General Support	4.4%	0.3%	4.8%	2.8%	7.6%	63.0%	37.0%
Patient & Client Care	5.2%	0.6%	5.8%	4.6%	10.4%	55.5%	44.5%

February 2022

Health Service Absence Rate - by Staff Category: Feb 2022	Certified absence	Self- certified absence	Non Covid-19 absence	Covid-19 absence	Total absence rate	% Non Covid-19 absence	% Covid-19 absence
HSE Disabilities CHO 2	4.0%	0.4%	4.4%	2.6%	7.0%	62.3%	37.7%
Medical & Dental	0.0%	0.0%	0.0%	0.0%	0.0%		
Nursing & Midwifery	5.0%	0.3%	5.3%	2.7%	8.0%	66.0%	34.0%
Health & Social Care Professionals	4.1%	0.3%	4.4%	2.9%	7.3%	60.7%	39.3%
Management & Administrative	1.5%	0.2%	1.7%	1.2%	2.9%	58.9%	41.1%
General Support	2.0%	0.4%	2.3%	2.0%	4.3%	53.5%	46.5%
Patient & Client Care	4.2%	0.4%	4.6%	2.8%	7.4%	62.2%	37.8%

February 2022

Health Service Absence Rate - by Staff Category: Feb 2022	Certified absence	Self- certified absence	Non Covid-19 absence	Covid-19 absence	Total absence rate	% Non Covid-19 absence	% Covid-19 absence
HSE Disabilities CHO 3	3.7%	0.3%	4.0%	3.7%	7.8%	51.9%	48.1%
Medical & Dental	0.0%	0.0%	0.0%	11.7%	11.7%	0.0%	100.0%
Nursing & Midwifery	4.0%	0.2%	4.1%	5.1%	9.2%	44.9%	55.1%
Health & Social Care Professionals	4.3%	0.3%	4.6%	2.1%	6.7%	68.3%	31.7%
Management & Administrative	2.7%	0.2%	2.8%	3.4%	6.2%	45.7%	54.3%
General Support	2.7%	0.0%	2.7%	2.7%	5.4%	50.3%	49.7%
Patient & Client Care	3.6%	0.4%	4.0%	3.9%	7.9%	50.5%	49.5%

February 2022

Health Service Absence Rate - by Staff Category: Feb 2022	Certified absence	Self- certified absence	Non Covid-19 absence	Covid-19 absence	Total absence rate	% Non Covid-19 absence	% Covid-19 absence
HSE Disabilities CHO 4	3.6%	1.9%	5.5%	2.9%	8.4%	65.7%	34.3%
Medical & Dental	0.0%	0.0%	0.0%	0.0%	0.0%		
Nursing & Midwifery	2.4%	2.7%	5.0%	3.8%	8.8%	57.1%	42.9%
Health & Social Care Professionals	3.8%	1.4%	5.2%	2.9%	8.2%	64.2%	35.8%
Management & Administrative	1.4%	1.4%	2.8%	1.5%	4.3%	65.2%	34.8%
General Support	2.4%	1.2%	3.5%	3.2%	6.7%	52.2%	47.8%
Patient & Client Care	4.3%	2.0%	6.3%	2.7%	9.0%	69.6%	30.4%

February 2022

Health Service Absence Rate - by Staff Category: Feb 2022	Certified absence	Self- certified absence	Non Covid-19 absence	Covid-19 absence	Total absence rate	% Non Covid-19 absence	% Covid-19 absence
HSE Disabilities CHO 5	5.3%	0.5%	5.8%	3.2%	9.0%	64.6%	35.4%
Medical & Dental	0.0%	0.0%	0.0%	0.0%	0.0%		
Nursing & Midwifery	8.1%	0.7%	8.7%	3.5%	12.3%	71.2%	28.8%
Health & Social Care Professionals	4.6%	0.2%	4.8%	4.1%	8.9%	54.3%	45.7%
Management & Administrative	4.0%	0.1%	4.1%	2.4%	6.6%	62.8%	37.2%
General Support	0.9%	0.2%	1.1%	6.9%	8.0%	13.8%	86.2%
Patient & Client Care	5.0%	0.6%	5.7%	2.9%	8.6%	66.1%	33.9%

February 2022

Health Service Absence Rate - by Staff Category: Feb 2022	Certified absence	Self- certified absence	Non Covid-19 absence	Covid-19 absence	Total absence rate	% Non Covid-19 absence	% Covid-19 absence
HSE Disabilities CHO 6	4.6%	0.5%	5.1%	2.9%	8.0%	63.2%	36.8%
Medical & Dental	0.0%	0.0%	0.0%	0.0%	0.0%		
Nursing & Midwifery	6.0%	0.3%	6.3%	4.0%	10.3%	60.8%	39.2%
Health & Social Care Professionals	3.8%	0.6%	4.4%	3.4%	7.8%	56.5%	43.5%
Management & Administrative	1.6%	0.0%	1.6%	1.4%	3.0%	54.2%	45.8%
General Support	4.6%	0.5%	5.1%	1.2%	6.3%	81.3%	18.7%
Patient & Client Care	5.7%	0.6%	6.3%	2.7%	9.0%	70.4%	29.6%

February 2022

Health Service Absence Rate - by Staff Category: Feb 2022	Certified absence	Self- certified absence	Non Covid-19 absence	Covid-19 absence	Total absence rate	% Non Covid-19 absence	% Covid-19 absence
HSE Disabilities CHO 7	3.8%	0.7%	4.6%	2.8%	7.3%	62.2%	37.8%
Medical & Dental	2.3%	0.9%	3.1%	1.4%	4.5%	69.2%	30.8%
Nursing & Midwifery	3.5%	0.6%	4.1%	3.1%	7.2%	56.8%	43.2%
Health & Social Care Professionals	3.5%	0.4%	3.8%	2.1%	5.9%	64.8%	35.2%
Management & Administrative	4.6%	0.4%	5.0%	1.6%	6.6%	75.4%	24.6%
General Support	4.1%	0.4%	4.6%	2.6%	7.1%	64.1%	35.9%
Patient & Client Care	4.0%	1.0%	5.0%	3.1%	8.1%	61.3%	38.7%

February 2022

Health Service Absence Rate - by Staff Category: Feb 2022	Certified absence	Self- certified absence	Non Covid-19 absence	Covid-19 absence	Total absence rate	% Non Covid-19 absence	% Covid-19 absence
HSE Disabilities CHO 8	4.4%	0.3%	4.8%	3.3%	8.1%	59.0%	41.0%
Medical & Dental	0.0%	0.0%	0.0%	0.0%	0.0%		
Nursing & Midwifery	3.7%	0.3%	4.0%	3.9%	7.9%	51.0%	49.0%
Health & Social Care Professionals	3.7%	0.3%	4.0%	2.4%	6.4%	62.5%	37.5%
Management & Administrative	3.5%	0.1%	3.6%	1.5%	5.0%	71.0%	29.0%
General Support	2.5%	0.2%	2.7%	4.5%	7.2%	37.3%	62.7%
Patient & Client Care	5.4%	0.4%	5.8%	3.8%	9.6%	60.4%	39.6%

February 2022

Health Service Absence Rate - by Staff Category: Feb 2022	Certified absence	Self- certified absence	Non Covid-19 absence	Covid-19 absence	Total absence rate	% Non Covid-19 absence	% Covid-19 absence
HSE Disabilities CHO 9	4.0%	0.3%	4.4%	1.7%	6.1%	71.6%	28.4%
Medical & Dental	0.0%	0.0%	0.0%	0.3%	0.3%	0.0%	100.0%
Nursing & Midwifery	3.5%	0.3%	3.9%	1.9%	5.7%	67.6%	32.4%
Health & Social Care Professionals	3.7%	0.4%	4.0%	1.8%	5.9%	68.6%	31.4%
Management & Administrative	4.4%	0.2%	4.6%	0.6%	5.2%	89.1%	10.9%
General Support	5.4%	0.5%	5.9%	1.4%	7.3%	80.3%	19.7%
Patient & Client Care	4.5%	0.3%	4.8%	1.9%	6.7%	71.6%	28.4%

February 2022

Health Service Absence Rate - by Staff Category: Feb 2022	Certified absence	Self- certified absence	Non Covid-19 absence	Covid-19 absence	Total absence rate	% Non Covid-19 absence	% Covid-19 absence
HSE Disabilities Other Community Services	0.0%	0.0%	0.0%	0.0%	0.0%		
Medical & Dental							
Nursing & Midwifery							
Health & Social Care Professionals							
Management & Administrative	0.0%	0.0%	0.0%	0.0%	0.0%		
General Support							
Patient & Client Care							

February 2022

Bros. of Charity, Clare absence by Staff Category	Certified absence	Self-certified absence	Non Covid-19 absence	Covid-19 absence	Total absence rate	% Non Covid-19 absence	% Covid-19 absence
Bros. of Charity, Clare (CHO 3)	4.2%	0.4%	4.6%	1.7%	6.3%	72.7%	27.3%
Medical & Dental	0.0%	0.0%	0.0%	0.0%	0.0%		
Nursing & Midwifery	0.0%	0.0%	0.0%	0.0%	0.0%		#DIV/0
Health & Social Care Professionals	8.5%	0.6%	9.1%	1.5%	10.6%	85.7%	14.3%
Management & Administrative	0.3%	0.3%	0.5%	0.0%	0.5%	100.0%	0.0%
General Support							
Patient & Client Care	3.1%	0.4%	3.5%	1.8%	5.3%	65.1%	34.9%

February 2022

Bros. of Charity, Limerick absence by Staff Category	Certified absence	Self-certified absence	Non Covid-19 absence	Covid-19 absence	Total absence rate	% Non Covid-19 absence	% Covid-19 absence
Bros. of Charity, Limerick (CHO 3)	3.8%	0.4%	4.2%	3.8%	8.0%	52.4%	47.6%
Medical & Dental	0.0%	0.0%	0.0%	13.3%	13.3%	0.0%	100.0%
Nursing & Midwifery	7.0%	0.4%	7.5%	4.2%	11.7%	64.2%	35.8%
Health & Social Care Professionals	3.0%	0.2%	3.1%	2.5%	5.6%	55.9%	44.1%
Management & Administrative	1.5%	0.0%	1.5%	0.9%	2.4%	61.6%	38.4%
General Support	1.5%	0.0%	1.5%	3.1%	4.6%	31.9%	68.1%
Patient & Client Care	3.3%	0.4%	3.7%	4.3%	8.0%	46.0%	54.0%

February 2022

Bros. of Charity, Southern absence by Staff Category	Certified absence	Self-certified absence	Non Covid-19 absence	Covid-19 absence	Total absence rate	% Non Covid-19 absence	% Covid-19 absence
Bros. of Charity, Southern (CHO 4)	4.6%	0.3%	4.9%	3.1%	8.0%	61.1%	38.9%
Medical & Dental							
Nursing & Midwifery	6.0%	0.3%	6.3%	4.5%	10.9%	58.3%	41.7%
Health & Social Care Professionals	4.5%	0.2%	4.7%	3.6%	8.3%	56.7%	43.3%
Management & Administrative	1.2%	0.2%	1.3%	2.9%	4.3%	31.5%	68.5%
General Support	2.2%	0.5%	2.7%	2.5%	5.2%	52.0%	48.0%
Patient & Client Care	4.9%	0.4%	5.3%	2.7%	8.0%	65.9%	34.1%

February 2022

Bros. of Charity, Waterford absence by Staff Category	Certified absence	Self-certified absence	Non Covid-19 absence	Covid-19 absence	Total absence rate	% Non Covid-19 absence	% Covid-19 absence
Bros. of Charity, Waterford (CHO 5)	4.2%	0.7%	4.9%	4.6%	9.4%	51.8%	48.2%
Medical & Dental	0.0%	0.0%	0.0%	0.0%	0.0%		
Nursing & Midwifery	4.3%	0.9%	5.2%	6.5%	11.7%	44.5%	55.5%
Health & Social Care Professionals	3.2%	0.3%	3.6%	7.4%	11.0%	32.3%	67.7%
Management & Administrative	3.4%	0.2%	3.6%	5.7%	9.3%	38.9%	61.1%
General Support	2.6%	0.8%	3.4%	1.2%	4.5%	73.8%	26.2%
Patient & Client Care	4.5%	0.8%	5.3%	3.6%	8.9%	59.4%	40.6%

February 2022

Bros. of Charity, West Region absence by Staff Category	Certified absence	Self-certified absence	Non Covid-19 absence	Covid-19 absence	Total absence rate	% Non Covid-19 absence	% Covid-19 absence
Bros. of Charity, West Region (CHO 2)	4.3%	0.4%	4.7%	3.0%	7.7%	61.4%	38.6%
Medical & Dental	0.0%	0.0%	0.0%	0.0%	0.0%		
Nursing & Midwifery	5.4%	0.4%	5.8%	3.3%	9.1%	63.4%	36.6%
Health & Social Care Professionals	4.5%	0.4%	4.9%	3.0%	7.9%	61.8%	38.2%
Management & Administrative	1.8%	0.2%	2.1%	1.3%	3.4%	61.4%	38.6%
General Support	2.3%	0.4%	2.7%	2.3%	5.0%	53.5%	46.5%
Patient & Client Care	4.4%	0.5%	4.9%	3.1%	8.0%	60.9%	39.1%

February 2022

Carriglea Cairde Services absence by Staff Category	Certified absence	Self-certified absence	Non Covid-19 absence	Covid-19 absence	Total absence rate	% Non Covid-19 absence	% Covid-19 absence
Carriglea Cairde Services (CHO 5)	3.6%	0.3%	3.9%	2.6%	6.5%	59.7%	40.3%
Medical & Dental							
Nursing & Midwifery	7.4%	0.2%	7.6%	2.9%	10.5%	72.6%	27.4%
Health & Social Care Professionals	1.5%	0.0%	1.5%	1.9%	3.5%	44.4%	55.6%
Management & Administrative	9.6%	0.0%	9.6%	0.0%	9.6%	100.0%	0.0%
General Support	0.0%	0.0%	0.0%	2.2%	2.2%	0.0%	100.0%
Patient & Client Care	2.8%	0.4%	3.1%	2.9%	6.1%	51.8%	48.2%

February 2022

Central Remedial Clinic absence by Staff Category	Certified absence	Self-certified absence	Non Covid-19 absence	Covid-19 absence	Total absence rate	% Non Covid-19 absence	% Covid-19 absence
Central Remedial Clinic (CHO 9)	3.1%	0.3%	3.4%	1.3%	4.7%	72.6%	27.4%
Medical & Dental	0.0%	0.0%	0.0%	0.0%	0.0%		
Nursing & Midwifery	12.8%	1.1%	13.9%	4.4%	18.3%	75.8%	24.2%
Health & Social Care Professionals	1.9%	0.3%	2.1%	0.6%	2.7%	78.0%	22.0%
Management & Administrative	3.7%	0.4%	4.1%	0.8%	4.9%	83.8%	16.2%
General Support	0.5%	0.0%	0.5%	2.1%	2.6%	18.0%	82.0%
Patient & Client Care	3.8%	0.4%	4.2%	2.2%	6.4%	65.5%	34.5%

February 2022

Cheeverstown House absence by Staff Category	Certified absence	Self-certified absence	Non Covid-19 absence	Covid-19 absence	Total absence rate	% Non Covid-19 absence	% Covid-19 absence
Cheeverstown House (CHO 7)	7.5%	0.6%	8.1%	3.8%	11.9%	67.9%	32.1%
Medical & Dental	0.0%	8.3%	8.3%	0.0%	8.3%	100.0%	0.0%
Nursing & Midwifery	5.8%	0.6%	6.4%	3.5%	9.9%	64.8%	35.2%
Health & Social Care Professionals	5.2%	0.5%	5.6%	1.8%	7.4%	75.8%	24.2%
Management & Administrative	2.4%	0.3%	2.6%	1.3%	4.0%	66.8%	33.2%
General Support	12.1%	0.0%	12.1%	4.7%	16.8%	72.0%	28.0%
Patient & Client Care	10.5%	0.8%	11.3%	5.5%	16.8%	67.2%	32.8%

February 2022

Children's Sunshine Home absence by Staff Category	Certified absence	Self-certified absence	Non Covid-19 absence	Covid-19 absence	Total absence rate	% Non Covid-19 absence	% Covid-19 absence
Children's Sunshine Home (CHO 6)	6.9%	0.5%	7.4%	4.9%	12.2%	60.2%	39.8%
Medical & Dental							
Nursing & Midwifery	8.7%	0.4%	9.1%	3.8%	12.9%	70.8%	29.2%
Health & Social Care Professionals	0.0%	0.0%	0.0%	0.0%	0.0%		#DIV/0
Management & Administrative	0.0%	0.0%	0.0%	0.0%	0.0%		#DIV/0
General Support	0.0%	0.0%	0.0%	9.4%	9.4%	0.0%	100.0%
Patient & Client Care	7.9%	0.9%	8.8%	8.1%	17.0%	52.2%	47.8%

February 2022

Cope Foundation absence by Staff Category	Certified absence	Self-certified absence	Non Covid-19 absence	Covid-19 absence	Total absence rate	% Non Covid-19 absence	% Covid-19 absence
Cope Foundation (CHO 4)	3.7%	2.5%	6.2%	3.5%	9.7%	63.6%	36.4%
Medical & Dental							
Nursing & Midwifery	1.5%	2.0%	3.5%	4.6%	8.1%	43.2%	56.8%
Health & Social Care Professionals	3.0%	1.5%	4.5%	2.1%	6.6%	68.4%	31.6%
Management & Administrative	1.2%	2.6%	3.8%	1.7%	5.5%	69.3%	30.7%
General Support	3.6%	1.2%	4.8%	4.8%	9.6%	49.9%	50.1%
Patient & Client Care	4.8%	3.0%	7.8%	3.4%	11.2%	69.8%	30.2%

February 2022

Daughters of Charity, Dublin absence by Staff Category	Certified absence	Self-certified absence	Non Covid-19 absence	Covid-19 absence	Total absence rate	% Non Covid-19 absence	% Covid-19 absence
Daughters of Charity, Dublin (CHO 9)	3.7%	0.5%	4.2%	3.4%	7.5%	55.1%	44.9%
Medical & Dental							
Nursing & Midwifery	2.1%	0.3%	2.4%	2.9%	5.3%	45.8%	54.2%
Health & Social Care Professionals	4.3%	0.7%	5.0%	4.3%	9.3%	53.8%	46.2%
Management & Administrative	5.2%	0.3%	5.5%	0.6%	6.1%	90.0%	10.0%
General Support	3.7%	1.2%	4.9%	2.8%	7.6%	63.7%	36.3%
Patient & Client Care	4.1%	0.4%	4.5%	3.8%	8.3%	53.8%	46.2%

February 2022

Daughters of Charity, Limerick absence by Staff Category	Certified absence	Self-certified absence	Non Covid-19 absence	Covid-19 absence	Total absence rate	% Non Covid-19 absence	% Covid-19 absence
Daughters of Charity, Limerick (CHO 3)	2.3%	0.1%	2.4%	5.9%	8.3%	28.7%	71.3%
Medical & Dental							
Nursing & Midwifery	3.1%	0.0%	3.1%	6.4%	9.5%	32.6%	67.4%
Health & Social Care Professionals	1.8%	0.1%	1.9%	3.2%	5.0%	37.1%	62.9%
Management & Administrative	0.2%	0.0%	0.2%	11.0%	11.2%	1.7%	98.3%
General Support	2.9%	0.0%	2.9%	3.1%	6.0%	48.7%	51.3%
Patient & Client Care	1.7%	0.2%	1.9%	6.7%	8.6%	22.4%	77.6%

February 2022

Daughters of Charity, Roscrea absence by Staff Category	Certified absence	Self-certified absence	Non Covid-19 absence	Covid-19 absence	Total absence rate	% Non Covid-19 absence	% Covid-19 absence
Daughters of Charity, Roscrea (CHO 3)	5.2%	0.3%	5.5%	3.0%	8.4%	64.9%	35.1%
Medical & Dental							
Nursing & Midwifery	0.0%	0.2%	0.2%	0.9%	1.2%	20.6%	79.4%
Health & Social Care Professionals	5.5%	0.3%	5.8%	1.1%	7.0%	83.7%	16.3%
Management & Administrative	0.3%	0.0%	0.3%	1.7%	2.0%	16.7%	83.3%
General Support							
Patient & Client Care	6.4%	0.4%	6.7%	3.7%	10.5%	64.3%	35.7%

February 2022

Kare, Newbridge, Co Kildare absence by Staff Category	Certified absence	Self-certified absence	Non Covid-19 absence	Covid-19 absence	Total absence rate	% Non Covid-19 absence	% Covid-19 absence
Kare, Newbridge, Co Kildare (CHO 7)	5.0%	0.6%	5.6%	3.1%	8.7%	64.7%	35.3%
Medical & Dental							
Nursing & Midwifery	2.3%	0.0%	2.3%	3.1%	5.4%	41.9%	58.1%
Health & Social Care Professionals	3.7%	0.5%	4.2%	2.4%	6.6%	63.8%	36.2%
Management & Administrative	8.5%	0.4%	8.9%	0.8%	9.6%	92.2%	7.8%
General Support	0.0%	0.0%	0.0%	0.0%	0.0%		
Patient & Client Care	5.5%	0.7%	6.3%	3.8%	10.0%	62.5%	37.5%

February 2022

Muiriosa Foundation, Laois/Offaly absence by Staff Category	Certified absence	Self-certified absence	Non Covid-19 absence	Covid-19 absence	Total absence rate	% Non Covid-19 absence	% Covid-19 absence
Muiriosa Foundation, Laois/Offaly (CHO 8)	2.8%	0.3%	3.2%	4.7%	7.9%	40.1%	59.9%
Medical & Dental							
Nursing & Midwifery	3.7%	0.2%	3.9%	5.5%	9.4%	41.3%	58.7%
Health & Social Care Professionals	2.8%	0.3%	3.1%	3.0%	6.1%	51.1%	48.9%
Management & Administrative	0.0%	0.0%	0.0%	2.0%	2.0%	0.0%	100.0%
General Support	0.0%	0.0%	0.0%	1.6%	1.6%	0.0%	100.0%
Patient & Client Care	3.0%	0.4%	3.4%	6.2%	9.5%	35.3%	64.7%

February 2022

Muiriosa Foundation, Longford/Westmeath absence by Staff Category	Certified absence	Self-certified absence	Non Covid-19 absence	Covid-19 absence	Total absence rate	% Non Covid-19 absence	% Covid-19 absence
Muiriosa Foundation, Longford/Westmeath (CHO 8)	3.2%	0.1%	3.3%	2.5%	5.9%	56.6%	43.4%
Medical & Dental							
Nursing & Midwifery	0.0%	0.7%	0.7%	3.3%	4.1%	18.2%	81.8%
Health & Social Care Professionals	4.6%	0.1%	4.7%	2.2%	6.9%	68.0%	32.0%
Management & Administrative	2.9%	0.0%	2.9%	1.7%	4.5%	63.0%	37.0%
General Support	0.0%	0.0%	0.0%	16.1%	16.1%	0.0%	100.0%
Patient & Client Care	2.6%	0.1%	2.7%	2.5%	5.2%	52.3%	47.7%

February 2022

Muiriosa Foundation, South Kildare absence by Staff Category	Certified absence	Self-certified absence	Non Covid-19 absence	Covid-19 absence	Total absence rate	% Non Covid-19 absence	% Covid-19 absence
Muiriosa Foundation, South Kildare (CHO 8)	2.9%	0.2%	3.1%	2.1%	5.3%	59.4%	40.6%
Medical & Dental							
Nursing & Midwifery	1.1%	0.2%	1.3%	3.6%	4.9%	26.8%	73.2%
Health & Social Care Professionals	3.5%	0.3%	3.7%	1.5%	5.2%	71.7%	28.3%
Management & Administrative	0.6%	0.0%	0.6%	1.7%	2.4%	25.7%	74.3%
General Support	0.6%	0.0%	0.6%	2.4%	3.1%	20.4%	79.6%
Patient & Client Care	4.0%	0.1%	4.1%	2.2%	6.3%	65.3%	34.7%

February 2022

Peamount Hospital (Newcastle) absence by Staff Category	Certified absence	Self-certified absence	Non Covid-19 absence	Covid-19 absence	Total absence rate	% Non Covid-19 absence	% Covid-19 absence
Peamount Hospital (Newcastle) (CHO 7)	1.6%	2.3%	3.9%	3.8%	7.7%	50.7%	49.3%
Medical & Dental	2.8%	0.0%	2.8%	1.7%	4.5%	61.9%	38.1%
Nursing & Midwifery	1.2%	1.1%	2.3%	4.9%	7.2%	31.9%	68.1%
Health & Social Care Professionals	3.8%	0.7%	4.5%	3.1%	7.6%	59.0%	41.0%
Management & Administrative	0.0%	1.1%	1.1%	0.4%	1.5%	73.2%	26.8%
General Support	3.5%	1.2%	4.6%	2.6%	7.3%	63.7%	36.3%
Patient & Client Care	1.0%	4.0%	5.0%	4.2%	9.2%	54.6%	45.4%

February 2022

Stewart's Hospital, (Palmerstown) absence by Staff Category	Certified absence	Self-certified absence	Non Covid-19 absence	Covid-19 absence	Total absence rate	% Non Covid-19 absence	% Covid-19 absence
Stewart's Hospital, (Palmerstown) (CHO 7)	3.4%	0.3%	3.7%	2.2%	5.9%	63.1%	36.9%
Medical & Dental							
Nursing & Midwifery	3.6%	0.3%	3.9%	1.9%	5.8%	67.0%	33.0%
Health & Social Care Professionals	2.0%	0.0%	2.0%	1.4%	3.4%	60.1%	39.9%
Management & Administrative	3.3%	0.3%	3.6%	2.7%	6.3%	56.5%	43.5%
General Support	3.1%	0.2%	3.3%	1.5%	4.7%	69.0%	31.0%
Patient & Client Care	3.6%	0.4%	3.9%	2.3%	6.3%	62.7%	37.3%

February 2022

St. John of God, Drumcar absence by Staff Category	Certified absence	Self-certified absence	Non Covid-19 absence	Covid-19 absence	Total absence rate	% Non Covid-19 absence	% Covid-19 absence
St. John of God, Drumcar (CHO 8)	3.2%	0.3%	3.5%	3.9%	7.4%	47.1%	52.9%
Medical & Dental	0.0%	0.0%	0.0%	0.0%	0.0%		
Nursing & Midwifery	0.2%	0.2%	0.3%	4.0%	4.4%	7.7%	92.3%
Health & Social Care Professionals	3.0%	0.2%	3.1%	2.9%	6.0%	52.1%	47.9%
Management & Administrative	0.5%	0.0%	0.5%	0.4%	0.8%	55.9%	44.1%
General Support	6.5%	0.1%	6.6%	3.4%	10.0%	66.0%	34.0%
Patient & Client Care	5.3%	0.5%	5.8%	4.4%	10.2%	56.8%	43.2%

February 2022

St. John of God (IDS) absence by Staff Category	Certified absence	Self-certified absence	Non Covid-19 absence	Covid-19 absence	Total absence rate	% Non Covid-19 absence	% Covid-19 absence
St. John of God (IDS) (CHO 6)	2.9%	0.5%	3.4%	3.6%	7.0%	48.7%	51.3%
Medical & Dental	0.0%	0.0%	0.0%	0.0%	0.0%		
Nursing & Midwifery	2.6%	0.2%	2.8%	4.0%	6.8%	41.0%	59.0%
Health & Social Care Professionals	3.1%	0.8%	3.9%	5.4%	9.3%	41.7%	58.3%
Management & Administrative	0.2%	0.0%	0.2%	1.4%	1.7%	15.1%	84.9%
General Support	7.7%	0.9%	8.6%	0.0%	8.6%	100.0%	0.0%
Patient & Client Care	3.2%	0.5%	3.7%	2.6%	6.3%	58.6%	41.4%

February 2022

St. John of God, Kerry absence by Staff Category	Certified absence	Self-certified absence	Non Covid-19 absence	Covid-19 absence	Total absence rate	% Non Covid-19 absence	% Covid-19 absence
St. John of God, Kerry (CHO 4)	0.4%	5.0%	5.4%	1.3%	6.7%	81.1%	18.9%
Medical & Dental							
Nursing & Midwifery	0.4%	9.4%	9.8%	0.7%	10.4%	93.7%	6.3%
Health & Social Care Professionals	0.8%	6.0%	6.9%	2.0%	8.8%	77.6%	22.4%
Management & Administrative	0.2%	4.4%	4.6%	0.0%	4.6%	100.0%	0.0%
General Support	0.0%	1.6%	1.6%	0.3%	2.0%	83.0%	17.0%
Patient & Client Care	0.4%	3.6%	4.0%	1.5%	5.5%	72.5%	27.5%

February 2022

St. John of God Liffey Services absence by Staff Category	Certified absence	Self-certified absence	Non Covid-19 absence	Covid-19 absence	Total absence rate	% Non Covid-19 absence	% Covid-19 absence
St. John of God Liffey Services (CHO 7)	3.4%	0.4%	3.8%	2.4%	6.2%	61.7%	38.3%
Medical & Dental	0.0%	0.0%	0.0%	0.0%	0.0%		
Nursing & Midwifery	3.5%	0.6%	4.1%	2.1%	6.3%	65.6%	34.4%
Health & Social Care Professionals	3.2%	0.4%	3.6%	2.0%	5.6%	63.9%	36.1%
Management & Administrative	5.1%	0.3%	5.4%	1.3%	6.7%	81.1%	18.9%
General Support	1.6%	0.3%	1.9%	2.8%	4.8%	40.6%	59.4%
Patient & Client Care	3.7%	0.4%	4.1%	2.9%	6.9%	58.7%	41.3%

February 2022

St. Michael's House, Dublin absence by Staff Category	Certified absence	Self-certified absence	Non Covid-19 absence	Covid-19 absence	Total absence rate	% Non Covid-19 absence	% Covid-19 absence
St. Michael's House, Dublin (CHO 9)	4.0%	0.2%	4.2%	0.9%	5.1%	83.1%	16.9%
Medical & Dental	0.0%	0.0%	0.0%	0.0%	0.0%		
Nursing & Midwifery	4.4%	0.2%	4.6%	0.7%	5.3%	87.5%	12.5%
Health & Social Care Professionals	3.7%	0.3%	4.0%	1.3%	5.3%	75.2%	24.8%
Management & Administrative	4.9%	0.1%	5.0%	0.2%	5.3%	95.5%	4.5%
General Support	6.2%	0.1%	6.3%	0.1%	6.4%	98.6%	1.4%
Patient & Client Care	3.5%	0.2%	3.7%	0.6%	4.3%	87.0%	13.0%

February 2022

St. Patrick's, Kilkenny absence by Staff Category	Certified absence	Self-certified absence	Non Covid-19 absence	Covid-19 absence	Total absence rate	% Non Covid-19 absence	% Covid-19 absence
St. Patrick's, Kilkenny (CHO 5)	7.1%	0.3%	7.4%	1.3%	8.7%	84.9%	15.1%
Medical & Dental							
Nursing & Midwifery	14.0%	0.1%	14.1%	0.0%	14.1%	100.0%	0.0%
Health & Social Care Professionals	8.1%	0.1%	8.2%	0.7%	8.9%	91.7%	8.3%
Management & Administrative	1.0%	0.2%	1.1%	0.0%	1.1%	100.0%	0.0%
General Support	0.0%	0.0%	0.0%	23.1%	23.1%	0.0%	100.0%
Patient & Client Care	6.3%	0.3%	6.6%	1.3%	8.0%	83.3%	16.7%

February 2022

Sunbeam House Services absence by Staff Category	Certified absence	Self-certified absence	Non Covid-19 absence	Covid-19 absence	Total absence rate	% Non Covid-19 absence	% Covid-19 absence
Sunbeam House Services (CHO 6)	5.3%	0.5%	5.8%	1.9%	7.7%	75.9%	24.1%
Medical & Dental							
Nursing & Midwifery	9.9%	0.2%	10.2%	2.0%	12.2%	83.6%	16.4%
Health & Social Care Professionals	4.1%	0.5%	4.7%	1.8%	6.4%	72.4%	27.6%
Management & Administrative	1.9%	0.1%	2.0%	0.8%	2.8%	70.2%	29.8%
General Support	1.1%	0.0%	1.1%	0.9%	2.0%	54.6%	45.4%
Patient & Client Care	7.1%	0.6%	7.7%	2.2%	9.9%	77.4%	22.6%

Disabilities

Year/ month	Medical & Dental	Nursing & Midwifery	Health & Social Care Professionals	Management & Administrative	General Support	Patient & Client Care	Certified absence	Self-certified absence	Non Covid-19 absence	Covid-19 absence	Total absence rate
2022	1.4%	9.8%	7.6%	5.5%	7.5%	9.8%	4.2%	0.6%	4.9%	4.0%	8.9%
Feb 2022	1.4%	8.5%	6.7%	5.1%	6.8%	8.5%	4.2%	0.6%	4.8%	2.9%	7.8%
Jan 2022	1.5%	11.0%	8.4%	6.0%	8.3%	11.2%	4.3%	0.6%	4.9%	5.1%	10.0%
2021	3.9%	7.0%	5.5%	3.7%	6.2%	7.1%	4.4%	0.5%	4.9%	1.6%	6.5%
Dec 2021	3.0%	8.7%	6.9%	4.9%	7.7%	8.9%	4.6%	0.7%	5.3%	2.8%	8.1%
Nov 2021	3.7%	9.1%	6.9%	5.9%	7.2%	8.6%	4.9%	0.7%	5.6%	2.4%	8.1%
Oct 2021	3.0%	7.7%	5.7%	4.6%	6.6%	7.0%	4.8%	0.5%	5.3%	1.3%	6.6%
Sep 2021	7.7%	6.9%	5.2%	4.2%	5.5%	6.6%	4.6%	0.5%	5.1%	1.0%	6.1%
Aug 2021	10.8%	6.0%	4.8%	4.0%	5.0%	6.6%	4.6%	0.4%	5.0%	0.9%	5.9%
Jul 2021	5.2%	5.8%	4.7%	3.5%	6.2%	6.0%	4.5%	0.4%	4.9%	0.6%	5.5%
Jun 2021	3.2%	5.4%	4.3%	3.0%	5.2%	5.8%	4.4%	0.5%	4.9%	0.6%	5.5%
May 2021	2.5%	5.2%	4.2%	2.3%	4.5%	5.7%	3.9%	0.4%	4.3%	0.7%	5.0%
Apr 2021	2.0%	5.8%	4.5%	2.7%	5.4%	5.5%	3.9%	0.4%	4.3%	0.8%	5.1%
Mar 2021	2.2%	5.7%	4.9%	3.1%	5.3%	6.1%	4.0%	0.5%	4.5%	1.0%	5.5%
Feb 2021	1.3%	7.5%	6.1%	2.9%	6.1%	7.7%	4.4%	0.5%	4.9%	2.0%	6.9%
Jan 2021	0.9%	10.5%	8.1%	3.5%	9.5%	10.5%	4.6%	0.3%	4.9%	4.5%	9.4%
2020	3.1%	7.3%	5.0%	2.9%	6.6%	6.8%	4.5%	0.4%	4.9%	1.4%	6.2%
Dec 2020	2.6%	6.5%	4.1%	3.1%	4.9%	6.2%	4.2%	0.4%	4.6%	1.0%	5.5%
Nov 2020	3.6%	5.7%	3.8%	2.9%	5.5%	5.7%	4.0%	0.3%	4.3%	0.8%	5.1%
Oct 2020	3.8%	7.0%	5.0%	2.6%	6.8%	6.7%	4.2%	0.4%	4.6%	1.5%	6.1%
Sep 2020	3.0%	7.0%	4.7%	2.3%	6.1%	6.2%	4.3%	0.4%	4.6%	1.1%	5.8%
Aug 2020	3.7%	6.3%	4.4%	2.5%	4.8%	5.9%	4.4%	0.3%	4.7%	0.6%	5.3%
Jul 2020	1.1%	6.1%	4.0%	2.1%	5.9%	5.9%	4.4%	0.4%	4.8%	0.5%	5.3%
Jun 2020	0.9%	6.0%	3.7%	1.9%	6.1%	5.5%	4.0%	0.3%	4.3%	0.7%	5.0%
May 2020	2.1%	8.7%	5.6%	2.6%	7.6%	7.9%	4.5%	0.2%	4.7%	2.5%	7.2%
Apr 2020	2.6%	13.6%	8.3%	3.4%	12.8%	12.0%	5.2%	0.4%	5.7%	5.3%	10.9%
Mar 2020	3.1%	9.0%	7.1%	4.7%	7.9%	8.5%	5.1%	0.4%	5.5%	2.6%	8.0%
Feb 2020	4.3%	5.6%	4.4%	3.5%	5.0%	5.3%	4.6%	0.5%	5.0%		5.0%
Jan 2020	4.6%	6.0%	5.0%	3.5%	6.2%	5.9%	5.0%	0.6%	5.6%		5.6%
2019	1.3%	5.6%	4.2%	3.3%	4.8%	5.2%	4.4%	0.5%	4.9%		4.9%
Dec 2019	3.7%	6.0%	4.7%	3.5%	5.4%	4.8%	4.4%	0.5%	4.9%		4.9%
Nov 2019	1.5%	6.1%	3.8%	3.0%	5.0%	5.4%	4.5%	0.5%	5.0%		5.0%

Oct 2019	0.5%	6.0%	4.2%	2.9%	5.3%	5.7%	4.7%	0.5%	5.2%		5.2%
Sep 2019	1.3%	5.6%	4.5%	3.5%	5.3%	5.2%	4.5%	0.5%	4.9%		4.9%
Aug 2019	1.9%	5.7%	4.6%	3.4%	4.5%	5.4%	4.7%	0.4%	5.0%		5.0%
Jul 2019	1.5%	5.3%	4.1%	3.5%	4.8%	5.1%	4.5%	0.3%	4.8%		4.8%
Jun 2019	2.5%	5.4%	3.9%	2.8%	4.1%	5.3%	4.4%	0.4%	4.8%		4.8%
May 2019	3.9%	5.8%	4.3%	2.7%	4.3%	5.2%	4.4%	0.5%	4.9%		4.9%
Apr 2019	0.1%	5.5%	3.9%	3.1%	4.9%	5.2%	4.3%	0.4%	4.7%		4.7%
Mar 2019	0.3%	5.0%	3.7%	3.5%	4.7%	4.9%	4.1%	0.4%	4.5%		4.5%
Feb 2019	1.0%	5.6%	3.9%	3.9%	4.7%	4.9%	4.3%	0.5%	4.7%		4.7%
Jan 2019	0.3%	5.6%	4.5%	4.2%	5.3%	5.5%	4.6%	0.5%	5.2%		5.2%

Disabilities

Year/ month	CHO 1	CHO 2	CHO 3	CHO 4	CHO 5	CHO 6	CHO 7	CHO 8	CHO 9	other Comm.	Community Services absence rate	Certified absence	Self-certified absence	Non Covid-19 absence	Covid-19 absence	Total absence rate
2022	10.9%	8.7%	8.8%	10.3%	10.7%	8.1%	7.9%	9.7%	7.0%	0.7%	8.9%	4.2%	0.6%	4.9%	4.0%	8.9%
Feb 2022	10.2%	7.0%	7.8%	8.4%	9.0%	8.0%	7.3%	8.1%	6.1%		7.8%	4.2%	0.6%	4.8%	2.9%	7.75%
Jan 2022	11.6%	10.4%	9.8%	12.2%	12.3%	8.2%	8.4%	11.0%	8.0%	1.5%	10.0%	4.3%	0.6%	4.9%	5.1%	10.01%
2021	8.5%	5.8%	5.7%	7.1%	7.0%	5.8%	6.6%	6.6%	5.6%	0.2%	6.5%	4.4%	0.5%	4.9%	1.6%	6.5%
Dec 2021	10.2%	7.7%	7.7%	10.2%	9.2%	6.3%	8.4%	7.0%	6.5%	0.7%	8.1%	4.6%	0.7%	5.3%	2.8%	8.08%
Nov 2021	9.8%	6.7%	7.6%	10.3%	8.2%	6.7%	7.9%	8.0%	7.1%		8.1%	4.9%	0.7%	5.6%	2.4%	8.05%
Oct 2021	8.7%	5.4%	6.4%	8.1%	6.7%	5.2%	6.6%	6.9%	5.9%		6.6%	4.8%	0.5%	5.3%	1.3%	6.62%
Sep 2021	8.3%	4.6%	5.4%	6.9%	6.0%	6.3%	6.3%	6.8%	5.0%	1.9%	6.1%	4.6%	0.5%	5.1%	1.0%	6.12%
Aug 2021	8.9%	4.6%	4.8%	6.0%	6.4%	5.7%	6.2%	6.1%	4.9%		5.9%	4.6%	0.4%	5.0%	0.9%	5.86%
Jul 2021	8.3%	4.4%	4.1%	5.4%	5.1%	6.1%	5.8%	6.3%	4.9%		5.5%	4.5%	0.4%	4.9%	0.6%	5.48%
Jun 2021	7.1%	4.8%	4.5%	5.7%	5.3%	5.0%	5.1%	5.3%	6.8%		5.5%	4.4%	0.5%	4.9%	0.6%	5.48%
May 2021	6.6%	4.6%	4.7%	5.5%	4.8%	4.3%	5.1%	5.0%	4.3%		5.0%	3.9%	0.4%	4.3%	0.7%	4.96%
Apr 2021	6.2%	4.5%	3.9%	5.1%	5.3%	5.0%	5.8%	5.6%	4.6%		5.1%	3.9%	0.4%	4.3%	0.8%	5.13%
Mar 2021	7.1%	6.2%	4.5%	5.4%	6.4%	4.5%	5.5%	5.9%	4.7%		5.5%	4.0%	0.5%	4.5%	1.0%	5.48%
Feb 2021	8.5%	7.6%	5.9%	6.7%	9.0%	6.2%	6.6%	7.7%	5.6%		6.9%	4.4%	0.5%	4.9%	2.0%	6.89%
Jan 2021	12.3%	9.0%	8.8%	10.1%	11.3%	8.9%	9.6%	8.7%	7.8%		9.4%	4.6%	0.3%	4.9%	4.5%	9.40%
2020	7.1%	5.6%	5.2%	6.2%	6.6%	4.7%	7.3%	6.7%	5.8%	0.0%	6.2%	4.5%	0.4%	4.9%	1.4%	6.2%
Dec 2020	7.6%	5.7%	4.7%	5.4%	6.9%	3.8%	6.1%	5.6%	4.5%	0.3%	5.5%	4.2%	0.4%	4.6%	1.0%	5.51%
Nov 2020	7.2%	5.2%	4.9%	5.0%	5.5%	3.5%	5.5%	5.4%	4.1%		5.1%	4.0%	0.3%	4.3%	0.8%	5.09%
Oct 2020	8.6%	5.8%	5.3%	6.5%	5.7%	3.7%	7.2%	6.5%	5.1%		6.1%	4.2%	0.4%	4.6%	1.5%	6.08%
Sep 2020	7.6%	5.3%	5.0%	5.3%	5.7%	4.1%	6.9%	6.1%	5.3%		5.8%	4.3%	0.4%	4.6%	1.1%	5.76%
Aug 2020	7.0%	4.1%	5.6%	5.3%	5.5%	4.0%	5.7%	5.7%	4.8%		5.3%	4.4%	0.3%	4.7%	0.6%	5.32%
Jul 2020	6.1%	4.1%	3.9%	4.6%	6.3%	4.4%	6.1%	6.2%	5.2%		5.3%	4.4%	0.4%	4.8%	0.5%	5.26%
Jun 2020	5.6%	4.3%	4.8%	4.9%	5.4%	3.7%	5.5%	5.4%	4.7%		5.0%	4.0%	0.3%	4.3%	0.7%	5.00%
May 2020	6.2%	6.2%	5.9%	7.7%	6.9%	5.4%	9.2%	8.4%	6.5%		7.2%	4.5%	0.2%	4.7%	2.5%	7.19%
Apr 2020	8.8%	9.0%	6.0%	11.9%	10.2%	10.9%	15.8%	12.1%	9.9%		10.9%	5.2%	0.4%	5.7%	5.3%	10.91%
Mar 2020	9.2%	6.8%	6.8%	8.1%	7.7%	6.0%	9.6%	7.2%	8.5%		8.0%	5.1%	0.4%	5.5%	2.6%	8.01%
Feb 2020	5.5%	5.3%	4.4%	4.9%	6.0%	3.7%	4.9%	5.3%	5.2%		5.0%	4.6%	0.5%	5.0%		5.04%
Jan 2020	6.2%	6.3%	5.1%	5.3%	6.9%	4.0%	5.5%	6.4%	5.2%		5.6%	5.0%	0.6%	5.6%		5.59%
2019	7.2%	4.8%	4.4%	4.9%	5.4%	4.0%	4.6%	5.0%	4.6%		4.9%	4.4%	0.5%	4.9%		4.9%
Dec 2019	7.1%	5.0%	4.0%	5.3%	7.0%	3.0%	4.9%	5.0%	5.0%		4.9%	4.4%	0.5%	4.9%		4.94%
Nov 2019	6.3%	5.5%	4.8%	5.4%	6.4%	3.4%	4.5%	4.9%	4.6%		5.0%	4.5%	0.5%	5.0%		5.01%
Oct 2019	6.3%	5.8%	4.8%	5.6%	5.5%	5.0%	5.1%	5.3%	4.6%		5.2%	4.7%	0.5%	5.2%		5.24%
Sep 2019	6.4%	4.9%	4.2%	5.2%	5.5%	4.2%	4.4%	4.9%	4.8%		4.9%	4.5%	0.5%	4.9%		4.93%
Aug 2019	8.1%	5.0%	4.4%	4.7%	5.0%	5.0%	4.3%	5.5%	4.7%		5.0%	4.7%	0.4%	5.0%		5.04%
Jul 2019	7.6%	3.9%	4.3%	4.7%	4.9%	4.2%	4.2%	5.3%	4.5%		4.8%	4.5%	0.3%	4.8%		4.78%
Jun 2019	7.1%	4.1%	4.5%	4.4%	4.7%	4.3%	5.1%	5.0%	4.4%		4.8%	4.4%	0.4%	4.8%		4.82%
May 2019	6.9%	4.4%	4.2%	4.5%	5.2%	4.3%	5.1%	5.2%	4.4%		4.9%	4.4%	0.5%	4.9%		4.89%
Apr 2019	6.7%	4.7%	4.6%	4.7%	5.5%	4.4%	4.4%	4.3%	4.0%		4.7%	4.3%	0.4%	4.7%		4.69%
Mar 2019	7.4%	4.4%	4.1%	4.2%	4.6%	3.4%	4.3%	4.9%	4.0%		4.5%	4.1%	0.4%	4.5%		4.54%
Feb 2019	7.9%	4.5%	4.4%	4.5%	4.9%	3.5%	4.2%	4.5%	4.8%		4.7%	4.3%	0.5%	4.7%		4.73%
Jan 2019	8.3%	4.8%	4.7%	5.4%	5.2%	3.8%	4.7%	5.2%	4.9%		5.2%	4.6%	0.5%	5.2%		5.18%

