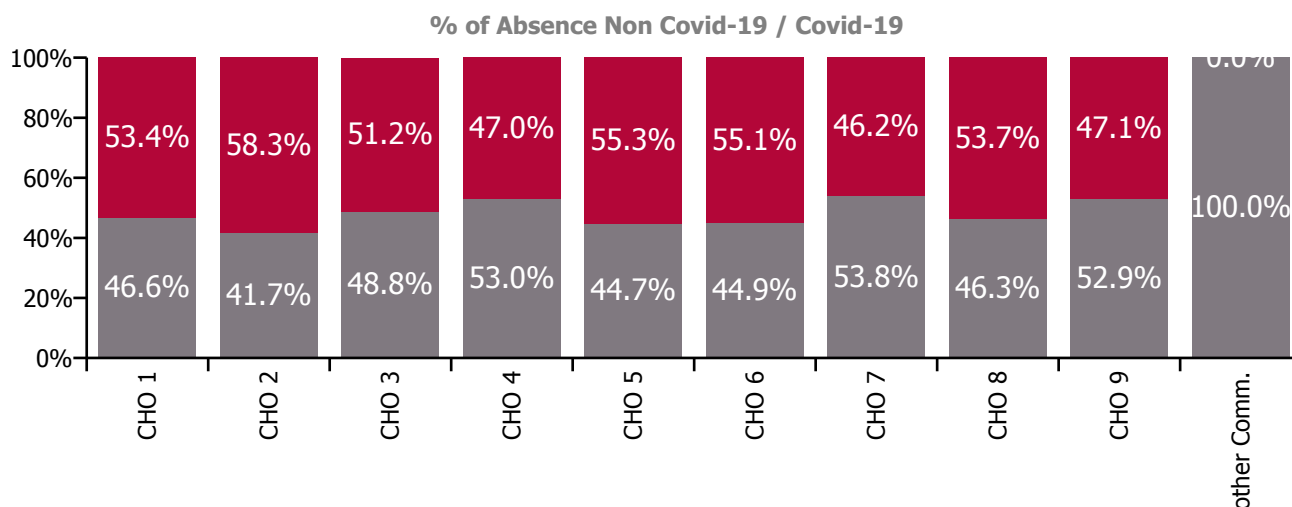
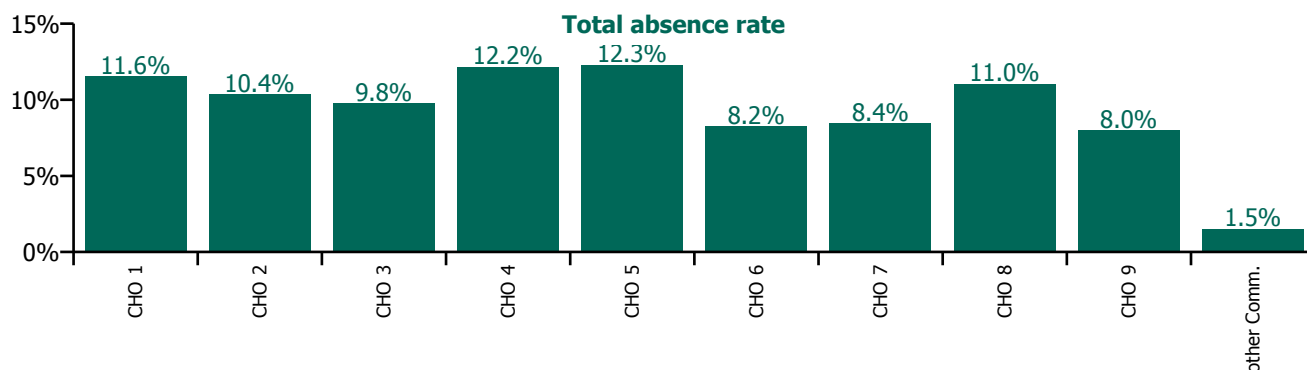


January 2022

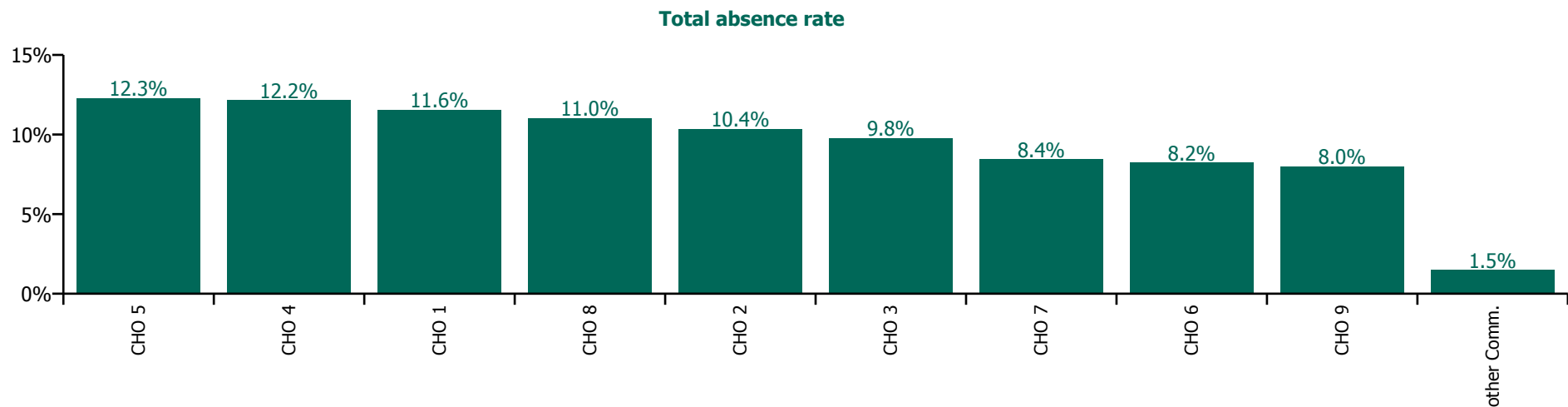
Health Service Absence Rate - by Staff Category: Jan 2022	Certified absence	Self-certified absence	Non Covid-19 absence	Covid-19 absence	Total absence rate	% Non Covid-19 absence	% Covid-19 absence
Disabilities	4.3%	0.6%	4.9%	5.1%	10.0%	48.9%	51.1%
Medical & Dental	0.8%	0.2%	0.9%	0.5%	1.5%	63.8%	36.2%
Nursing & Midwifery	4.4%	1.0%	5.4%	5.6%	11.0%	49.3%	50.7%
Health & Social Care Professionals	3.6%	0.4%	4.0%	4.4%	8.4%	47.8%	52.2%
Management & Administrative	3.0%	0.4%	3.3%	2.7%	6.0%	55.6%	44.4%
General Support	4.4%	0.4%	4.8%	3.5%	8.3%	57.6%	42.4%
Patient & Client Care	4.7%	0.7%	5.4%	5.8%	11.2%	48.3%	51.7%

Health Service Absence Rate - Care Group by CHO: Jan 2022	Certified absence	Self-certified absence	Non Covid-19 absence	Covid-19 absence	Total absence rate	% Non Covid-19 absence	% Covid-19 absence
Disabilities	4.3%	0.6%	4.9%	5.1%	10.0%	48.9%	51.1%
CHO 1	5.0%	0.4%	5.4%	6.2%	11.6%	46.6%	53.4%
CHO 2	4.0%	0.3%	4.3%	6.0%	10.4%	41.7%	58.3%
CHO 3	4.6%	0.2%	4.8%	5.0%	9.8%	48.8%	51.2%
CHO 4	4.2%	2.2%	6.4%	5.7%	12.2%	53.0%	47.0%
CHO 5	5.1%	0.4%	5.5%	6.8%	12.3%	44.7%	55.3%
CHO 6	3.3%	0.4%	3.7%	4.5%	8.2%	44.9%	55.1%
CHO 7	4.1%	0.5%	4.5%	3.9%	8.4%	53.8%	46.2%
CHO 8	4.3%	0.8%	5.1%	5.9%	11.0%	46.3%	53.7%
CHO 9	4.0%	0.3%	4.2%	3.8%	8.0%	52.9%	47.1%
Other Community Services	0.0%	1.5%	1.5%	0.0%	1.5%	100.0%	0.0%

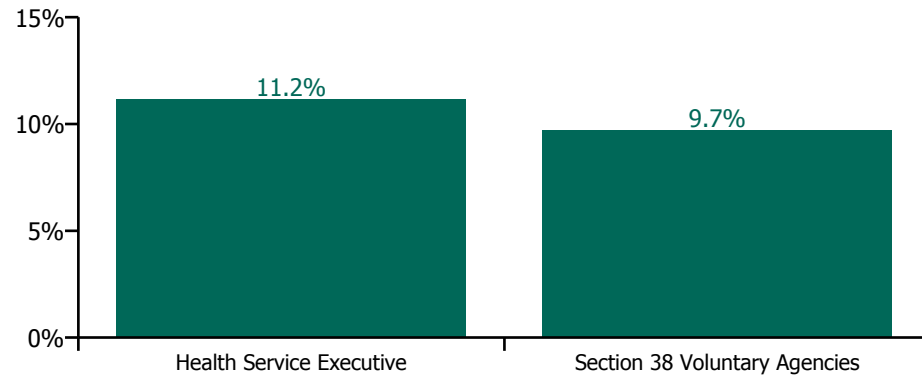


January 2022

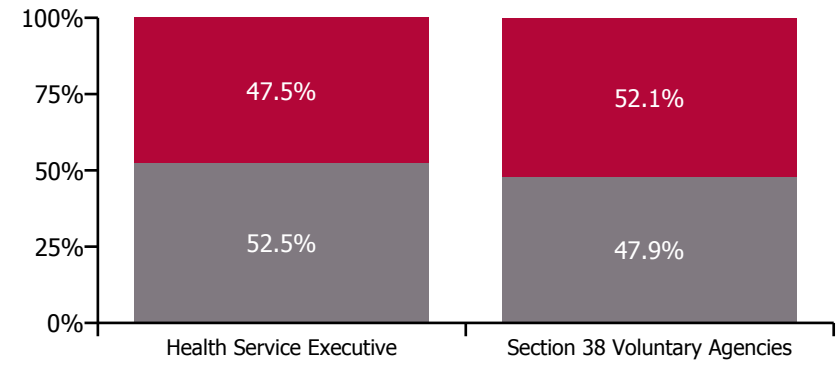
Health Service Absence Rate - by Hospital Group & Staff Category: Jan 2022	Medical & Dental	Nursing & Midwifery	Health & Social Care Professionals	Management & Administrative	General Support	Patient & Client Care	Certified absence	Self-certified absence	Non Covid-19 absence	Covid-19 absence	Total absence rate
Disabilities	1.5%	11.0%	8.4%	6.0%	8.3%	11.2%	4.3%	0.6%	4.9%	5.1%	10.0%
CHO 1	0.0%	12.0%	7.5%	5.0%	11.9%	12.5%	5.0%	0.4%	5.4%	6.2%	11.6%
CHO 2	0.0%	10.6%	10.1%	4.4%	3.7%	11.8%	4.0%	0.3%	4.3%	6.0%	10.4%
CHO 3	4.3%	10.6%	11.0%	6.5%	8.5%	9.1%	4.6%	0.2%	4.8%	5.0%	9.8%
CHO 4	0.0%	13.4%	10.8%	4.3%	9.4%	13.3%	4.2%	2.2%	6.4%	5.7%	12.2%
CHO 5	0.0%	13.4%	11.2%	9.3%	5.8%	12.8%	5.1%	0.4%	5.5%	6.8%	12.3%
CHO 6	0.0%	14.8%	7.5%	2.1%	4.6%	8.4%	3.3%	0.4%	3.7%	4.5%	8.2%
CHO 7	3.4%	7.3%	6.4%	7.7%	7.6%	9.9%	4.1%	0.5%	4.5%	3.9%	8.4%
CHO 8	0.0%	14.1%	9.8%	6.3%	6.1%	11.3%	4.3%	0.8%	5.1%	5.9%	11.0%
CHO 9	1.7%	8.3%	6.3%	6.6%	10.6%	10.0%	4.0%	0.3%	4.2%	3.8%	8.0%
Other Community Services				1.5%			0.0%	1.5%	1.5%	0.0%	1.5%



Total absence rate



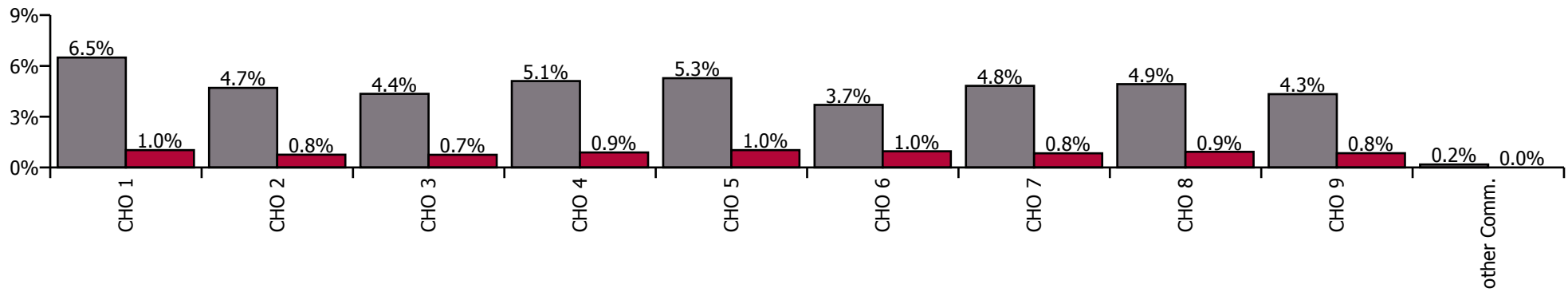
Non Covid-19 & Covid-19 Absence



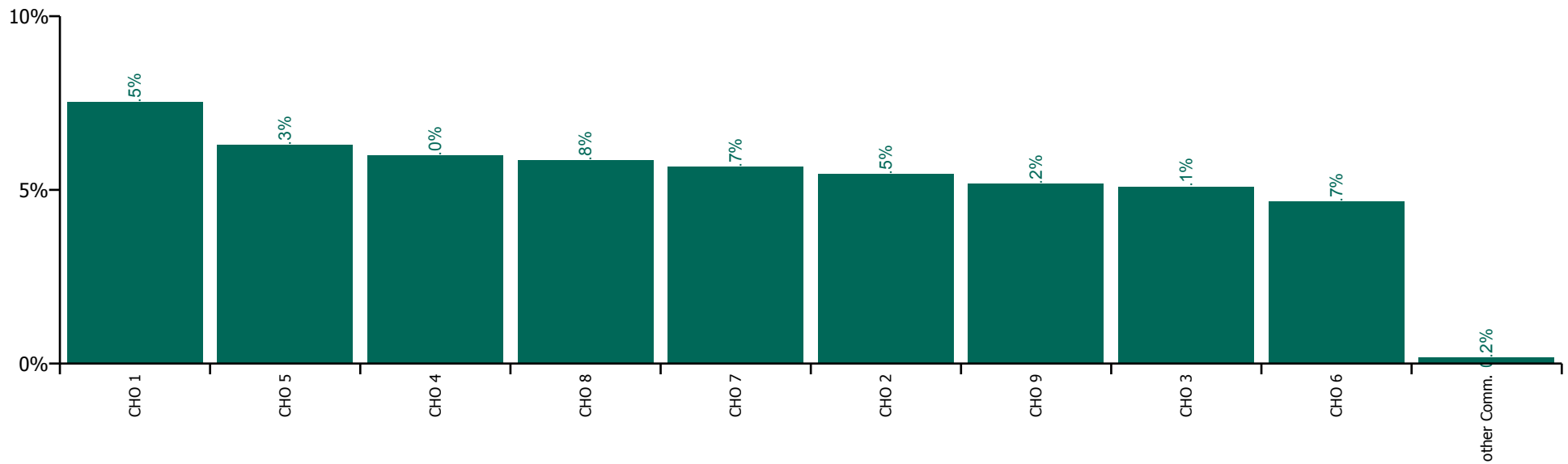
January 2022

Health Service Absence Rate by Hospital: Jan 2022	Medical & Dental	Nursing & Midwifery	Health & Social Care Professionals	Management & Administrative	General Support	Patient & Client Care	Certified absence	Self-certified absence	Non Covid-19 absence	Covid-19 absence	Total absence rate
Disabilities	2.6%	6.3%	4.9%	3.4%	5.5%	6.2%	4.4%	0.4%	4.8%	0.9%	5.7%
Health Service Executive	0.2%	8.6%	3.9%	3.5%	4.9%	7.9%	6.1%	0.4%	6.5%	1.0%	7.5%
CHO 1	0.2%	8.6%	3.9%	3.5%	4.9%	7.9%	6.1%	0.4%	6.5%	1.0%	7.5%
Health Service Executive	4.2%	7.7%	3.3%	1.1%	0.8%	5.0%	4.1%	0.2%	4.4%	0.5%	4.9%
Section 38 Voluntary Agencies	4.7%	5.6%	5.4%	3.3%	4.8%	5.9%	4.4%	0.3%	4.7%	0.8%	5.5%
CHO 2	4.6%	6.0%	5.2%	2.9%	4.3%	5.8%	4.4%	0.3%	4.7%	0.8%	5.5%
Health Service Executive			3.5%	5.0%	18.9%	6.3%	4.5%	0.3%	4.8%	0.7%	5.4%
Section 38 Voluntary Agencies	1.5%	5.7%	4.9%	2.7%	5.0%	5.1%	4.1%	0.3%	4.3%	0.8%	5.1%
CHO 3	1.5%	5.7%	4.8%	3.4%	5.9%	5.1%	4.1%	0.3%	4.4%	0.7%	5.1%
Health Service Executive	6.7%	5.9%	4.6%	2.1%	4.5%	5.1%	3.4%	0.6%	4.1%	0.7%	4.7%
Section 38 Voluntary Agencies	0.0%	7.2%	4.9%	3.3%	5.4%	6.5%	4.4%	0.8%	5.2%	0.9%	6.1%
CHO 4	6.6%	7.1%	4.9%	3.0%	5.3%	6.4%	4.3%	0.8%	5.1%	0.9%	6.0%
Health Service Executive	0.0%	8.1%	6.0%	5.9%	4.6%	8.0%	5.7%	0.5%	6.2%	1.0%	7.2%
Section 38 Voluntary Agencies	9.7%	6.9%	6.5%	4.7%	6.8%	6.0%	4.5%	0.6%	5.1%	1.0%	6.1%
CHO 5	7.4%	7.3%	6.3%	5.0%	6.7%	6.2%	4.7%	0.5%	5.3%	1.0%	6.3%
Health Service Executive	0.8%	8.9%	6.6%	6.0%	2.3%	9.3%	4.8%	0.6%	5.3%	2.8%	8.1%
Section 38 Voluntary Agencies	0.0%	4.8%	4.5%	2.2%	4.8%	4.7%	3.1%	0.5%	3.6%	0.8%	4.4%
CHO 6	0.5%	5.5%	4.6%	2.6%	4.8%	5.1%	3.2%	0.5%	3.7%	1.0%	4.7%
Health Service Executive		2.2%	5.4%	5.5%		4.4%	4.4%	0.3%	4.7%	0.6%	5.3%
Section 38 Voluntary Agencies	1.3%	6.0%	4.5%	3.2%	5.7%	6.3%	4.4%	0.5%	4.8%	0.8%	5.7%
CHO 7	1.3%	6.0%	4.5%	3.4%	5.7%	6.3%	4.4%	0.5%	4.8%	0.8%	5.7%
Health Service Executive	0.2%	10.3%	6.2%	6.3%	10.3%	11.0%	7.5%	0.5%	8.0%	1.3%	9.4%
Section 38 Voluntary Agencies	0.2%	5.0%	5.0%	3.0%	5.1%	5.0%	3.8%	0.3%	4.1%	0.8%	4.9%
CHO 8	0.2%	6.3%	5.2%	4.3%	5.6%	6.2%	4.5%	0.4%	4.9%	0.9%	5.8%
Health Service Executive	1.0%	7.6%	4.6%	4.0%	8.5%	8.7%	5.9%	0.4%	6.4%	1.1%	7.4%
Section 38 Voluntary Agencies	3.3%	4.8%	4.7%	3.1%	5.6%	5.6%	3.8%	0.3%	4.1%	0.8%	4.9%
CHO 9	3.1%	5.3%	4.7%	3.2%	5.7%	5.9%	4.0%	0.3%	4.3%	0.8%	5.2%
Other Community Services				0.2%			0.1%	0.1%	0.2%	0.0%	0.2%

Non Covid-19 / Covid-19 absence rates



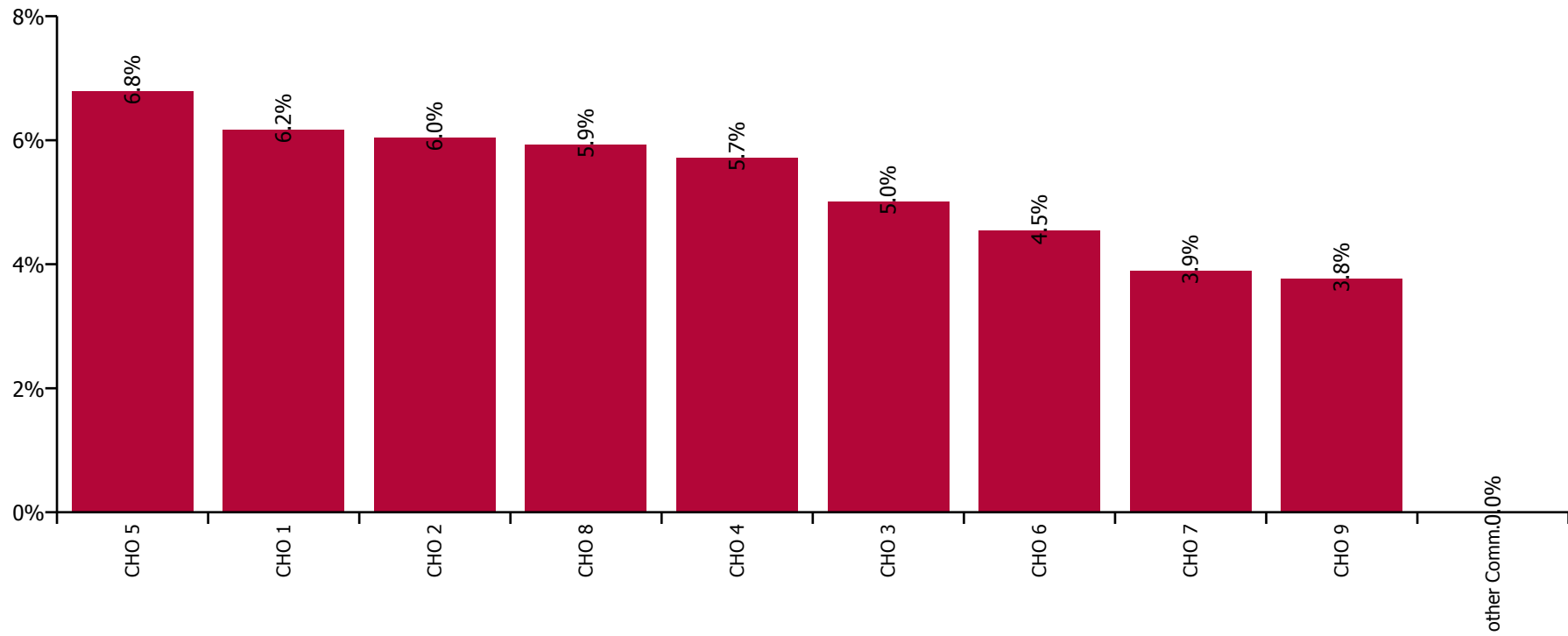
Total absence rate



January 2022

Health Service Covid-19 Absence Rate - by Staff Category & Hospital: Jan 2022	Medical & Dental	Nursing & Midwifery	Health & Social Care Professionals	Management & Administrative	General Support	Patient & Client Care	Covid-19 absence	Non Covid-19 absence	Total absence rate
Disabilities	0.5%	5.6%	4.4%	6.0%	3.5%	5.8%	5.1%	4.9%	10.0%
Health Service Executive	0.0%	6.3%	2.6%	5.0%	3.8%	6.9%	6.2%	5.4%	11.6%
CHO 1	0.0%	6.3%	2.6%	5.0%	3.8%	6.9%	6.2%	5.4%	11.6%
Health Service Executive	0.0%	1.4%	2.3%	0.9%	0.0%	3.0%	2.1%	4.8%	6.9%
Section 38 Voluntary Agencies	0.0%	5.9%	6.2%	5.3%	2.9%	7.9%	6.6%	4.2%	10.9%
CHO 2	0.0%	4.9%	5.8%	4.4%	2.5%	7.4%	6.0%	4.3%	10.4%
Health Service Executive			3.4%	7.2%	2.2%	11.9%	6.4%	4.4%	10.8%
Section 38 Voluntary Agencies	4.3%	5.4%	5.1%	6.2%	5.3%	4.3%	4.9%	4.8%	9.7%
CHO 3	4.3%	5.4%	5.0%	6.5%	4.9%	4.5%	5.0%	4.8%	9.8%
Health Service Executive	0.0%	6.4%	4.2%	0.4%		5.1%	4.4%	4.9%	9.3%
Section 38 Voluntary Agencies		6.6%	5.4%	5.5%	5.1%	6.1%	5.8%	6.6%	12.4%
CHO 4	0.0%	6.6%	5.3%	4.3%	5.1%	6.0%	5.7%	6.4%	12.2%
Health Service Executive	0.0%	5.0%	6.4%	8.7%	0.0%	6.4%	5.5%	7.5%	13.0%
Section 38 Voluntary Agencies	0.0%	6.8%	6.9%	9.6%	5.1%	7.4%	7.2%	4.9%	12.1%
CHO 5	0.0%	6.1%	6.7%	9.3%	5.1%	7.3%	6.8%	5.5%	12.3%
Health Service Executive	0.0%	8.9%	6.7%	6.0%	0.0%	5.2%	5.9%	4.6%	10.5%
Section 38 Voluntary Agencies	0.0%	7.1%	4.6%	1.3%	0.6%	4.1%	4.2%	3.5%	7.7%
CHO 6	0.0%	7.7%	4.8%	2.1%	0.6%	4.3%	4.5%	3.7%	8.2%
Health Service Executive		0.0%	2.8%	8.4%		6.6%	3.1%	3.3%	6.4%
Section 38 Voluntary Agencies	2.4%	3.7%	3.4%	7.6%	2.5%	4.6%	3.9%	4.6%	8.5%
CHO 7	2.4%	3.7%	3.3%	7.7%	2.5%	4.6%	3.9%	4.5%	8.4%
Health Service Executive	0.0%	3.3%	3.5%	10.2%	6.8%	6.5%	4.7%	8.8%	13.6%
Section 38 Voluntary Agencies	0.0%	8.6%	5.7%	3.2%	2.9%	6.3%	6.2%	4.1%	10.4%
CHO 8	0.0%	7.2%	5.3%	6.3%	3.3%	6.3%	5.9%	5.1%	11.0%
Health Service Executive	0.0%	5.0%	3.9%	8.6%	2.4%	4.9%	4.7%	5.2%	9.9%
Section 38 Voluntary Agencies	0.0%	4.3%	3.0%	6.2%	3.7%	4.7%	3.6%	4.1%	7.7%
CHO 9	0.0%	4.5%	3.0%	6.6%	3.6%	4.7%	3.8%	4.2%	8.0%
Other Community Services				1.5%			0.0%	1.5%	1.5%

Covid-19 absence rate



January 2022

Health Service Absence Rate - by Staff Category: Jan 2022	Certified absence	Self-certified absence	Non Covid-19 absence	Covid-19 absence	Total absence rate	% Non Covid-19 absence	% Covid-19 absence
HSE Disabilities CHO 1	5.0%	0.4%	5.4%	6.2%	11.6%	46.6%	53.4%
Medical & Dental	0.0%	0.0%	0.0%	0.0%	0.0%		
Nursing & Midwifery	5.3%	0.4%	5.7%	6.3%	12.0%	47.3%	52.7%
Health & Social Care Professionals	4.7%	0.1%	4.8%	2.6%	7.5%	64.8%	35.2%
Management & Administrative	1.3%	0.2%	1.5%	3.5%	5.0%	30.3%	69.7%
General Support	7.5%	0.6%	8.1%	3.8%	11.9%	68.2%	31.8%
Patient & Client Care	5.2%	0.5%	5.6%	6.9%	12.5%	45.0%	55.0%

January 2022

Health Service Absence Rate - by Staff Category: Jan 2022	Certified absence	Self-certified absence	Non Covid-19 absence	Covid-19 absence	Total absence rate	% Non Covid-19 absence	% Covid-19 absence
HSE Disabilities CHO 2	4.0%	0.3%	4.3%	6.0%	10.4%	41.7%	58.3%
Medical & Dental	0.0%	0.0%	0.0%	0.0%	0.0%		
Nursing & Midwifery	5.1%	0.5%	5.6%	4.9%	10.6%	53.4%	46.6%
Health & Social Care Professionals	4.1%	0.2%	4.3%	5.8%	10.1%	42.7%	57.3%
Management & Administrative	2.4%	0.2%	2.6%	1.8%	4.4%	59.2%	40.8%
General Support	1.2%	0.0%	1.2%	2.5%	3.7%	31.3%	68.7%
Patient & Client Care	4.1%	0.3%	4.4%	7.4%	11.8%	37.2%	62.8%

January 2022

Health Service Absence Rate - by Staff Category: Jan 2022	Certified absence	Self-certified absence	Non Covid-19 absence	Covid-19 absence	Total absence rate	% Non Covid-19 absence	% Covid-19 absence
HSE Disabilities CHO 3	4.6%	0.2%	4.8%	5.0%	9.8%	48.8%	51.2%
Medical & Dental	0.0%	0.0%	0.0%	4.3%	4.3%	0.0%	100.0%
Nursing & Midwifery	5.1%	0.1%	5.2%	5.4%	10.6%	48.9%	51.1%
Health & Social Care Professionals	5.8%	0.2%	6.0%	5.0%	11.0%	54.9%	45.1%
Management & Administrative	1.0%	0.1%	1.2%	5.4%	6.5%	18.0%	82.0%
General Support	3.5%	0.1%	3.6%	4.9%	8.5%	42.5%	57.5%
Patient & Client Care	4.4%	0.2%	4.6%	4.5%	9.1%	50.9%	49.1%

January 2022

Health Service Absence Rate - by Staff Category: Jan 2022	Certified absence	Self-certified absence	Non Covid-19 absence	Covid-19 absence	Total absence rate	% Non Covid-19 absence	% Covid-19 absence
HSE Disabilities CHO 4	4.2%	2.2%	6.4%	5.7%	12.2%	53.0%	47.0%
Medical & Dental	0.0%	0.0%	0.0%	0.0%	0.0%		
Nursing & Midwifery	4.0%	2.9%	6.8%	6.6%	13.4%	50.9%	49.1%
Health & Social Care Professionals	3.8%	1.6%	5.4%	5.3%	10.8%	50.4%	49.6%
Management & Administrative	0.3%	1.8%	2.2%	2.1%	4.3%	50.9%	49.1%
General Support	2.9%	1.4%	4.3%	5.1%	9.4%	45.5%	54.5%
Patient & Client Care	5.0%	2.3%	7.3%	6.0%	13.3%	54.7%	45.3%

January 2022

Health Service Absence Rate - by Staff Category: Jan 2022	Certified absence	Self- certified absence	Non Covid-19 absence	Covid-19 absence	Total absence rate	% Non Covid-19 absence	% Covid-19 absence
HSE Disabilities CHO 5	5.1%	0.4%	5.5%	6.8%	12.3%	44.7%	55.3%
Medical & Dental	0.0%	0.0%	0.0%	0.0%	0.0%		
Nursing & Midwifery	6.8%	0.5%	7.4%	6.1%	13.4%	54.8%	45.2%
Health & Social Care Professionals	4.3%	0.1%	4.5%	6.7%	11.2%	39.9%	60.1%
Management & Administrative	4.0%	0.2%	4.3%	5.0%	9.3%	46.1%	53.9%
General Support	0.8%	0.0%	0.8%	5.1%	5.8%	13.3%	86.7%
Patient & Client Care	5.0%	0.5%	5.5%	7.3%	12.8%	43.1%	56.9%

January 2022

Health Service Absence Rate - by Staff Category: Jan 2022	Certified absence	Self- certified absence	Non Covid-19 absence	Covid-19 absence	Total absence rate	% Non Covid-19 absence	% Covid-19 absence
HSE Disabilities CHO 6	3.3%	0.4%	3.7%	4.5%	8.2%	44.9%	55.1%
Medical & Dental	0.0%	0.0%	0.0%	0.0%	0.0%		
Nursing & Midwifery	6.9%	0.2%	7.1%	7.7%	14.8%	48.0%	52.0%
Health & Social Care Professionals	2.2%	0.5%	2.7%	4.8%	7.5%	36.5%	63.5%
Management & Administrative	0.8%	0.2%	0.9%	1.2%	2.1%	43.9%	56.1%
General Support	4.0%	0.0%	4.0%	0.6%	4.6%	87.1%	12.9%
Patient & Client Care	3.6%	0.5%	4.1%	4.3%	8.4%	48.6%	51.4%

January 2022

Health Service Absence Rate - by Staff Category: Jan 2022	Certified absence	Self- certified absence	Non Covid-19 absence	Covid-19 absence	Total absence rate	% Non Covid-19 absence	% Covid-19 absence
HSE Disabilities CHO 7	4.1%	0.5%	4.5%	3.9%	8.4%	53.8%	46.2%
Medical & Dental	0.0%	1.0%	1.0%	2.4%	3.4%	28.8%	71.2%
Nursing & Midwifery	3.1%	0.6%	3.7%	3.7%	7.3%	49.9%	50.1%
Health & Social Care Professionals	2.7%	0.4%	3.1%	3.3%	6.4%	48.2%	51.8%
Management & Administrative	5.6%	0.2%	5.8%	2.0%	7.7%	74.6%	25.4%
General Support	4.9%	0.2%	5.1%	2.5%	7.6%	67.2%	32.8%
Patient & Client Care	4.7%	0.5%	5.2%	4.6%	9.9%	53.0%	47.0%

January 2022

Health Service Absence Rate - by Staff Category: Jan 2022	Certified absence	Self- certified absence	Non Covid-19 absence	Covid-19 absence	Total absence rate	% Non Covid-19 absence	% Covid-19 absence
HSE Disabilities CHO 8	4.3%	0.8%	5.1%	5.9%	11.0%	46.3%	53.7%
Medical & Dental	0.0%	0.0%	0.0%	0.0%	0.0%		
Nursing & Midwifery	3.9%	3.1%	7.0%	7.2%	14.1%	49.2%	50.8%
Health & Social Care Professionals	4.2%	0.3%	4.5%	5.3%	9.8%	45.6%	54.4%
Management & Administrative	3.7%	0.2%	3.8%	2.5%	6.3%	60.9%	39.1%
General Support	2.2%	0.6%	2.8%	3.3%	6.1%	45.3%	54.7%
Patient & Client Care	4.7%	0.3%	5.0%	6.3%	11.3%	44.1%	55.9%

January 2022

Health Service Absence Rate - by Staff Category: Jan 2022	Certified absence	Self- certified absence	Non Covid-19 absence	Covid-19 absence	Total absence rate	% Non Covid-19 absence	% Covid-19 absence
HSE Disabilities CHO 9	4.0%	0.3%	4.2%	3.8%	8.0%	52.9%	47.1%
Medical & Dental	1.7%	0.0%	1.7%	0.0%	1.7%	100.0%	0.0%
Nursing & Midwifery	3.6%	0.2%	3.8%	4.5%	8.3%	45.8%	54.2%
Health & Social Care Professionals	3.1%	0.2%	3.3%	3.0%	6.3%	52.7%	47.3%
Management & Administrative	4.1%	0.2%	4.3%	2.3%	6.6%	65.2%	34.8%
General Support	6.8%	0.3%	7.1%	3.6%	10.6%	66.4%	33.6%
Patient & Client Care	4.9%	0.4%	5.3%	4.7%	10.0%	52.9%	47.1%

January 2022

Health Service Absence Rate - by Staff Category: Jan 2022	Certified absence	Self- certified absence	Non Covid-19 absence	Covid-19 absence	Total absence rate	% Non Covid-19 absence	% Covid-19 absence
HSE Disabilities Other Community Services	0.0%	1.5%	1.5%	0.0%	1.5%	100.0%	0.0%
Medical & Dental							
Nursing & Midwifery							
Health & Social Care Professionals							
Management & Administrative	0.0%	1.5%	1.5%	0.0%	1.5%	100.0%	0.0%
General Support							
Patient & Client Care							

January 2022

Bros. of Charity, Clare absence by Staff Category	Certified absence	Self-certified absence	Non Covid-19 absence	Covid-19 absence	Total absence rate	% Non Covid-19 absence	% Covid-19 absence
Bros. of Charity, Clare (CHO 3)	4.1%	0.2%	4.3%	5.2%	9.4%	45.4%	54.6%
Medical & Dental	0.0%	0.0%	0.0%	0.0%	0.0%		
Nursing & Midwifery	0.0%	0.0%	0.0%	0.0%	0.0%		#DIV/0
Health & Social Care Professionals	6.9%	0.1%	7.0%	6.8%	13.8%	50.6%	49.4%
Management & Administrative	0.8%	0.0%	0.8%	0.0%	0.8%	100.0%	0.0%
General Support							
Patient & Client Care	3.3%	0.3%	3.6%	4.9%	8.5%	42.7%	57.3%

January 2022

Bros. of Charity, Limerick absence by Staff Category	Certified absence	Self-certified absence	Non Covid-19 absence	Covid-19 absence	Total absence rate	% Non Covid-19 absence	% Covid-19 absence
Bros. of Charity, Limerick (CHO 3)	5.9%	0.3%	6.2%	6.3%	12.5%	49.6%	50.4%
Medical & Dental	0.0%	0.0%	0.0%	5.0%	5.0%	0.0%	100.0%
Nursing & Midwifery	6.7%	0.3%	7.0%	8.5%	15.5%	45.1%	54.9%
Health & Social Care Professionals	5.2%	0.5%	5.7%	4.8%	10.5%	54.1%	45.9%
Management & Administrative	2.1%	0.0%	2.1%	0.6%	2.7%	76.3%	23.7%
General Support	0.0%	0.0%	0.0%	5.4%	5.4%	0.0%	100.0%
Patient & Client Care	6.2%	0.2%	6.4%	6.3%	12.7%	50.4%	49.6%

January 2022

Bros. of Charity, Southern absence by Staff Category	Certified absence	Self-certified absence	Non Covid-19 absence	Covid-19 absence	Total absence rate	% Non Covid-19 absence	% Covid-19 absence
Bros. of Charity, Southern (CHO 4)	4.3%	0.2%	4.6%	5.9%	10.5%	43.8%	56.2%
Medical & Dental							
Nursing & Midwifery	4.0%	0.2%	4.3%	5.6%	9.9%	43.4%	56.6%
Health & Social Care Professionals	4.8%	0.2%	5.0%	6.7%	11.8%	42.6%	57.4%
Management & Administrative	0.8%	0.5%	1.3%	3.9%	5.2%	25.2%	74.8%
General Support	1.6%	0.0%	1.6%	2.3%	3.9%	40.8%	59.2%
Patient & Client Care	4.7%	0.2%	4.9%	5.9%	10.8%	45.5%	54.5%

January 2022

Bros. of Charity, Waterford absence by Staff Category	Certified absence	Self-certified absence	Non Covid-19 absence	Covid-19 absence	Total absence rate	% Non Covid-19 absence	% Covid-19 absence
Bros. of Charity, Waterford (CHO 5)	3.7%	0.6%	4.3%	7.2%	11.5%	37.3%	62.7%
Medical & Dental	0.0%	0.0%	0.0%	0.0%	0.0%		
Nursing & Midwifery	2.6%	1.0%	3.6%	6.5%	10.1%	35.8%	64.2%
Health & Social Care Professionals	3.1%	0.3%	3.4%	6.4%	9.8%	34.3%	65.7%
Management & Administrative	2.3%	0.0%	2.3%	5.0%	7.3%	31.3%	68.7%
General Support	0.0%	0.0%	0.0%	0.0%	0.0%		
Patient & Client Care	4.2%	0.6%	4.8%	7.8%	12.6%	38.3%	61.7%

January 2022

Bros. of Charity, West Region absence by Staff Category	Certified absence	Self-certified absence	Non Covid-19 absence	Covid-19 absence	Total absence rate	% Non Covid-19 absence	% Covid-19 absence
Bros. of Charity, West Region (CHO 2)	4.0%	0.3%	4.2%	6.6%	10.9%	38.9%	61.1%
Medical & Dental	0.0%	0.0%	0.0%	0.0%	0.0%		
Nursing & Midwifery	4.0%	0.4%	4.4%	5.9%	10.3%	42.8%	57.2%
Health & Social Care Professionals	4.6%	0.2%	4.8%	6.2%	11.0%	43.7%	56.3%
Management & Administrative	3.0%	0.2%	3.3%	2.0%	5.3%	61.8%	38.2%
General Support	1.3%	0.0%	1.3%	2.9%	4.2%	31.3%	68.7%
Patient & Client Care	4.0%	0.3%	4.3%	7.9%	12.2%	35.1%	64.9%

January 2022

Carriglea Cairde Services absence by Staff Category	Certified absence	Self-certified absence	Non Covid-19 absence	Covid-19 absence	Total absence rate	% Non Covid-19 absence	% Covid-19 absence
Carriglea Cairde Services (CHO 5)	3.4%	0.1%	3.5%	7.6%	11.1%	31.7%	68.3%
Medical & Dental							
Nursing & Midwifery	4.2%	0.2%	4.5%	9.6%	14.1%	31.9%	68.1%
Health & Social Care Professionals	2.6%	0.0%	2.6%	8.1%	10.7%	24.0%	76.0%
Management & Administrative	3.0%	0.0%	3.0%	2.3%	5.3%	56.6%	43.4%
General Support	1.8%	0.0%	1.8%	0.0%	1.8%	100.0%	0.0%
Patient & Client Care	3.5%	0.1%	3.6%	7.8%	11.4%	31.6%	68.4%

January 2022

Central Remedial Clinic absence by Staff Category	Certified absence	Self-certified absence	Non Covid-19 absence	Covid-19 absence	Total absence rate	% Non Covid-19 absence	% Covid-19 absence
Central Remedial Clinic (CHO 9)	1.9%	0.2%	2.2%	1.9%	4.1%	52.7%	47.3%
Medical & Dental	0.0%	0.0%	0.0%	0.0%	0.0%		
Nursing & Midwifery	12.3%	0.0%	12.3%	1.8%	14.1%	87.2%	12.8%
Health & Social Care Professionals	1.4%	0.0%	1.4%	0.8%	2.2%	64.4%	35.6%
Management & Administrative	1.7%	0.3%	2.1%	2.4%	4.4%	46.5%	53.5%
General Support	0.5%	0.0%	0.5%	19.5%	20.1%	2.6%	97.4%
Patient & Client Care	1.8%	0.5%	2.4%	1.8%	4.2%	56.7%	43.3%

January 2022

Cheeverstown House absence by Staff Category	Certified absence	Self-certified absence	Non Covid-19 absence	Covid-19 absence	Total absence rate	% Non Covid-19 absence	% Covid-19 absence
Cheeverstown House (CHO 7)	6.2%	0.7%	7.0%	7.1%	14.0%	49.7%	50.3%
Medical & Dental	0.0%	0.0%	0.0%	20.8%	20.8%	0.0%	100.0%
Nursing & Midwifery	4.0%	0.6%	4.6%	5.8%	10.4%	44.1%	55.9%
Health & Social Care Professionals	4.3%	0.2%	4.6%	2.9%	7.5%	60.8%	39.2%
Management & Administrative	0.4%	0.5%	1.0%	6.8%	7.8%	12.6%	87.4%
General Support	15.7%	0.4%	16.1%	3.1%	19.2%	83.7%	16.3%
Patient & Client Care	8.6%	1.3%	9.9%	11.4%	21.3%	46.5%	53.5%

January 2022

Children's Sunshine Home absence by Staff Category	Certified absence	Self-certified absence	Non Covid-19 absence	Covid-19 absence	Total absence rate	% Non Covid-19 absence	% Covid-19 absence
Children's Sunshine Home (CHO 6)	5.5%	0.0%	5.5%	5.9%	11.5%	48.3%	51.7%
Medical & Dental							
Nursing & Midwifery	7.3%	0.0%	7.3%	8.6%	16.0%	45.8%	54.2%
Health & Social Care Professionals	0.0%	0.0%	0.0%	0.0%	0.0%		#DIV/0
Management & Administrative	0.0%	0.0%	0.0%	0.0%	0.0%		#DIV/0
General Support	0.0%	0.0%	0.0%	0.0%	0.0%		
Patient & Client Care	5.9%	0.0%	5.9%	5.0%	10.9%	54.3%	45.7%

January 2022

Cope Foundation absence by Staff Category	Certified absence	Self-certified absence	Non Covid-19 absence	Covid-19 absence	Total absence rate	% Non Covid-19 absence	% Covid-19 absence
Cope Foundation (CHO 4)	5.1%	2.6%	7.7%	5.4%	13.1%	59.0%	41.0%
Medical & Dental							
Nursing & Midwifery	4.1%	2.9%	7.0%	6.1%	13.1%	53.6%	46.4%
Health & Social Care Professionals	2.6%	2.2%	4.8%	2.1%	6.9%	69.3%	30.7%
Management & Administrative	0.2%	2.6%	2.8%	1.3%	4.2%	68.6%	31.4%
General Support	3.8%	1.3%	5.1%	5.0%	10.1%	50.4%	49.6%
Patient & Client Care	6.4%	2.8%	9.2%	6.0%	15.2%	60.5%	39.5%

January 2022

Daughters of Charity, Dublin absence by Staff Category	Certified absence	Self-certified absence	Non Covid-19 absence	Covid-19 absence	Total absence rate	% Non Covid-19 absence	% Covid-19 absence
Daughters of Charity, Dublin (CHO 9)	3.5%	0.3%	3.8%	6.0%	9.8%	38.9%	61.1%
Medical & Dental	5.8%	0.0%	5.8%	0.0%	5.8%	100.0%	0.0%
Nursing & Midwifery	2.5%	0.2%	2.6%	6.2%	8.9%	29.8%	70.2%
Health & Social Care Professionals	3.7%	0.4%	4.0%	5.1%	9.1%	44.1%	55.9%
Management & Administrative	4.2%	0.3%	4.4%	3.6%	8.0%	55.5%	44.5%
General Support	2.9%	0.4%	3.3%	3.7%	7.0%	47.2%	52.8%
Patient & Client Care	4.1%	0.5%	4.5%	7.5%	12.0%	37.6%	62.4%

January 2022

Daughters of Charity, Limerick absence by Staff Category	Certified absence	Self-certified absence	Non Covid-19 absence	Covid-19 absence	Total absence rate	% Non Covid-19 absence	% Covid-19 absence
Daughters of Charity, Limerick (CHO 3)	3.6%	0.1%	3.7%	4.8%	8.5%	43.6%	56.4%
Medical & Dental							
Nursing & Midwifery	4.1%	0.0%	4.1%	5.0%	9.1%	45.3%	54.7%
Health & Social Care Professionals	6.6%	0.3%	6.9%	2.2%	9.1%	75.3%	24.7%
Management & Administrative	0.2%	0.0%	0.2%	8.5%	8.7%	2.0%	98.0%
General Support	3.1%	0.1%	3.2%	5.9%	9.1%	35.2%	64.8%
Patient & Client Care	2.2%	0.0%	2.3%	4.9%	7.2%	31.9%	68.1%

January 2022

Daughters of Charity, Roscrea absence by Staff Category	Certified absence	Self-certified absence	Non Covid-19 absence	Covid-19 absence	Total absence rate	% Non Covid-19 absence	% Covid-19 absence
Daughters of Charity, Roscrea (CHO 3)	4.7%	0.2%	4.9%	2.8%	7.8%	63.3%	36.7%
Medical & Dental							
Nursing & Midwifery	5.9%	0.2%	6.1%	0.0%	6.1%	100.0%	0.0%
Health & Social Care Professionals	5.7%	0.0%	5.7%	7.6%	13.3%	43.0%	57.0%
Management & Administrative	0.0%	0.0%	0.0%	7.3%	7.3%	0.0%	100.0%
General Support	1.4%	0.0%	1.4%	2.3%	3.7%	38.7%	61.3%
Patient & Client Care	5.1%	0.3%	5.3%	0.4%	5.8%	92.5%	7.5%

January 2022

Kare, Newbridge, Co Kildare absence by Staff Category	Certified absence	Self-certified absence	Non Covid-19 absence	Covid-19 absence	Total absence rate	% Non Covid-19 absence	% Covid-19 absence
Kare, Newbridge, Co Kildare (CHO 7)	5.0%	0.6%	5.6%	3.1%	8.7%	64.7%	35.3%
Medical & Dental							
Nursing & Midwifery	2.3%	0.0%	2.3%	3.1%	5.4%	41.9%	58.1%
Health & Social Care Professionals	3.7%	0.5%	4.2%	2.4%	6.6%	63.8%	36.2%
Management & Administrative	8.5%	0.4%	8.9%	0.8%	9.6%	92.2%	7.8%
General Support	0.0%	0.0%	0.0%	0.0%	0.0%		
Patient & Client Care	5.5%	0.7%	6.3%	3.8%	10.0%	62.5%	37.5%

January 2022

Muiriosa Foundation, Laois/Offaly absence by Staff Category	Certified absence	Self-certified absence	Non Covid-19 absence	Covid-19 absence	Total absence rate	% Non Covid-19 absence	% Covid-19 absence
Muiriosa Foundation, Laois/Offaly (CHO 8)	2.4%	0.2%	2.5%	5.8%	8.4%	30.3%	69.7%
Medical & Dental							
Nursing & Midwifery	4.1%	0.4%	4.5%	4.9%	9.3%	48.0%	52.0%
Health & Social Care Professionals	2.1%	0.1%	2.1%	6.6%	8.7%	24.4%	75.6%
Management & Administrative	2.3%	0.0%	2.3%	1.6%	3.9%	59.9%	40.1%
General Support	0.0%	0.0%	0.0%	8.5%	8.5%	0.0%	100.0%
Patient & Client Care	2.2%	0.2%	2.4%	5.7%	8.1%	29.5%	70.5%

January 2022

Muiriosa Foundation, Longford/Westmeath absence by Staff Category	Certified absence	Self-certified absence	Non Covid-19 absence	Covid-19 absence	Total absence rate	% Non Covid-19 absence	% Covid-19 absence
Muiriosa Foundation, Longford/Westmeath (CHO 8)	2.3%	0.2%	2.5%	4.5%	7.1%	35.9%	64.1%
Medical & Dental							
Nursing & Midwifery	1.7%	0.6%	2.3%	2.4%	4.7%	48.8%	51.2%
Health & Social Care Professionals	3.8%	0.2%	4.1%	4.2%	8.2%	49.5%	50.5%
Management & Administrative	0.7%	0.4%	1.1%	2.7%	3.9%	29.4%	70.6%
General Support	0.0%	0.0%	0.0%	0.0%	0.0%		
Patient & Client Care	1.6%	0.1%	1.7%	5.1%	6.9%	25.0%	75.0%

January 2022

Muiriosa Foundation, South Kildare absence by Staff Category	Certified absence	Self-certified absence	Non Covid-19 absence	Covid-19 absence	Total absence rate	% Non Covid-19 absence	% Covid-19 absence
Muiriosa Foundation, South Kildare (CHO 8)	2.7%	0.3%	3.0%	3.2%	6.2%	48.2%	51.8%
Medical & Dental							
Nursing & Midwifery	1.2%	0.3%	1.5%	3.7%	5.1%	28.2%	71.8%
Health & Social Care Professionals	4.1%	0.3%	4.4%	4.0%	8.4%	52.6%	47.4%
Management & Administrative	1.4%	0.0%	1.4%	1.1%	2.5%	54.9%	45.1%
General Support	0.3%	0.9%	1.2%	0.0%	1.2%	100.0%	0.0%
Patient & Client Care	2.5%	0.3%	2.8%	3.2%	6.0%	47.0%	53.0%

January 2022

Peamount Hospital (Newcastle) absence by Staff Category	Certified absence	Self-certified absence	Non Covid-19 absence	Covid-19 absence	Total absence rate	% Non Covid-19 absence	% Covid-19 absence
Peamount Hospital (Newcastle) (CHO 7)	3.3%	0.7%	4.1%	1.0%	5.1%	80.3%	19.7%
Medical & Dental	0.0%	1.2%	1.2%	0.0%	1.2%	100.0%	0.0%
Nursing & Midwifery	2.6%	1.0%	3.6%	0.0%	3.6%	100.0%	0.0%
Health & Social Care Professionals	1.8%	0.7%	2.5%	0.0%	2.5%	100.0%	0.0%
Management & Administrative	7.1%	0.1%	7.2%	0.0%	7.2%	100.0%	0.0%
General Support	3.0%	0.5%	3.6%	0.4%	3.9%	90.9%	9.1%
Patient & Client Care	3.6%	0.8%	4.4%	2.2%	6.6%	67.2%	32.8%

January 2022

Stewart's Hospital, (Palmerstown) absence by Staff Category	Certified absence	Self-certified absence	Non Covid-19 absence	Covid-19 absence	Total absence rate	% Non Covid-19 absence	% Covid-19 absence
Stewart's Hospital, (Palmerstown) (CHO 7)	3.1%	0.3%	3.4%	3.2%	6.6%	51.7%	48.3%
Medical & Dental							
Nursing & Midwifery	0.4%	0.4%	0.8%	2.3%	3.1%	25.0%	75.0%
Health & Social Care Professionals	1.9%	0.1%	1.9%	5.1%	7.0%	27.7%	72.3%
Management & Administrative	2.2%	0.1%	2.3%	2.7%	5.0%	45.7%	54.3%
General Support	3.7%	0.0%	3.7%	0.5%	4.3%	87.3%	12.7%
Patient & Client Care	3.9%	0.3%	4.2%	3.5%	7.7%	54.7%	45.3%

January 2022

St. John of God, Drumcar absence by Staff Category	Certified absence	Self-certified absence	Non Covid-19 absence	Covid-19 absence	Total absence rate	% Non Covid-19 absence	% Covid-19 absence
St. John of God, Drumcar (CHO 8)	4.6%	2.3%	6.9%	9.5%	16.3%	42.1%	57.9%
Medical & Dental	0.0%	0.0%	0.0%	0.0%	0.0%		
Nursing & Midwifery	0.5%	6.1%	6.6%	11.1%	17.7%	37.3%	62.7%
Health & Social Care Professionals	9.1%	1.0%	10.1%	9.2%	19.3%	52.3%	47.7%
Management & Administrative	0.1%	0.1%	0.2%	2.7%	3.0%	7.9%	92.1%
General Support	5.5%	0.7%	6.2%	5.3%	11.5%	53.8%	46.2%
Patient & Client Care	6.4%	0.4%	6.7%	9.1%	15.8%	42.6%	57.4%

January 2022

St. John of God (IDS) absence by Staff Category	Certified absence	Self-certified absence	Non Covid-19 absence	Covid-19 absence	Total absence rate	% Non Covid-19 absence	% Covid-19 absence
St. John of God (IDS) (CHO 6)	3.0%	0.3%	3.3%	3.6%	6.9%	47.5%	52.5%
Medical & Dental	0.0%	0.0%	0.0%	0.0%	0.0%		
Nursing & Midwifery	7.6%	0.1%	7.8%	6.7%	14.5%	53.5%	46.5%
Health & Social Care Professionals	2.9%	0.6%	3.5%	4.4%	8.0%	44.2%	55.8%
Management & Administrative	0.0%	0.0%	0.0%	2.0%	2.0%	0.0%	100.0%
General Support	5.8%	0.0%	5.8%	0.0%	5.8%	100.0%	0.0%
Patient & Client Care	2.2%	0.2%	2.4%	2.7%	5.0%	47.0%	53.0%

January 2022

St. John of God, Kerry absence by Staff Category	Certified absence	Self-certified absence	Non Covid-19 absence	Covid-19 absence	Total absence rate	% Non Covid-19 absence	% Covid-19 absence
St. John of God, Kerry (CHO 4)	0.3%	7.2%	7.4%	7.6%	15.1%	49.3%	50.7%
Medical & Dental							
Nursing & Midwifery	0.1%	8.1%	8.2%	10.3%	18.5%	44.5%	55.5%
Health & Social Care Professionals	0.3%	7.1%	7.4%	7.4%	14.8%	50.2%	49.8%
Management & Administrative	0.0%	8.2%	8.2%	3.5%	11.8%	70.0%	30.0%
General Support	0.8%	2.4%	3.2%	7.2%	10.4%	30.9%	69.1%
Patient & Client Care	0.2%	7.5%	7.8%	7.2%	15.0%	51.9%	48.1%

January 2022

St. John of God Liffey Services absence by Staff Category	Certified absence	Self-certified absence	Non Covid-19 absence	Covid-19 absence	Total absence rate	% Non Covid-19 absence	% Covid-19 absence
St. John of God Liffey Services (CHO 7)	4.4%	0.4%	4.8%	5.5%	10.3%	46.7%	53.3%
Medical & Dental	0.0%	0.0%	0.0%	0.0%	0.0%		
Nursing & Midwifery	5.7%	0.6%	6.2%	6.6%	12.9%	48.5%	51.5%
Health & Social Care Professionals	2.5%	0.5%	2.9%	4.0%	6.9%	42.5%	57.5%
Management & Administrative	11.4%	0.1%	11.4%	0.2%	11.6%	98.7%	1.3%
General Support	2.5%	0.0%	2.5%	6.9%	9.4%	26.7%	73.3%
Patient & Client Care	5.3%	0.5%	5.8%	6.9%	12.6%	45.6%	54.4%

January 2022

St. Michael's House, Dublin absence by Staff Category	Certified absence	Self-certified absence	Non Covid-19 absence	Covid-19 absence	Total absence rate	% Non Covid-19 absence	% Covid-19 absence
St. Michael's House, Dublin (CHO 9)	4.4%	0.2%	4.6%	2.2%	6.8%	67.3%	32.7%
Medical & Dental	0.0%	0.0%	0.0%	0.0%	0.0%		
Nursing & Midwifery	4.9%	0.2%	5.1%	2.2%	7.3%	69.8%	30.2%
Health & Social Care Professionals	3.2%	0.2%	3.4%	2.6%	6.0%	56.3%	43.7%
Management & Administrative	4.9%	0.1%	5.0%	0.6%	5.6%	89.7%	10.3%
General Support	12.9%	0.1%	13.0%	1.3%	14.3%	91.2%	8.8%
Patient & Client Care	5.2%	0.2%	5.4%	2.0%	7.5%	72.6%	27.4%

January 2022

St. Patrick's, Kilkenny absence by Staff Category	Certified absence	Self-certified absence	Non Covid-19 absence	Covid-19 absence	Total absence rate	% Non Covid-19 absence	% Covid-19 absence
St. Patrick's, Kilkenny (CHO 5)	7.1%	0.4%	7.5%	6.8%	14.3%	52.5%	47.5%
Medical & Dental							
Nursing & Midwifery	12.6%	0.3%	12.8%	5.3%	18.1%	70.8%	29.2%
Health & Social Care Professionals	6.2%	0.2%	6.4%	7.3%	13.7%	46.8%	53.2%
Management & Administrative	5.1%	1.0%	6.1%	10.4%	16.5%	36.9%	63.1%
General Support	0.0%	0.0%	0.0%	20.2%	20.2%	0.0%	100.0%
Patient & Client Care	6.5%	0.4%	6.9%	6.3%	13.2%	52.3%	47.7%

January 2022

Sunbeam House Services absence by Staff Category	Certified absence	Self-certified absence	Non Covid-19 absence	Covid-19 absence	Total absence rate	% Non Covid-19 absence	% Covid-19 absence
Sunbeam House Services (CHO 6)	3.1%	0.4%	3.5%	4.6%	8.1%	43.3%	56.7%
Medical & Dental							
Nursing & Midwifery	7.4%	0.2%	7.6%	6.4%	14.0%	54.4%	45.6%
Health & Social Care Professionals	2.0%	0.4%	2.5%	4.7%	7.2%	34.2%	65.8%
Management & Administrative	0.0%	0.4%	0.4%	0.2%	0.6%	66.8%	33.2%
General Support	2.2%	0.0%	2.2%	1.9%	4.1%	54.5%	45.5%
Patient & Client Care	4.3%	0.4%	4.8%	5.2%	9.9%	48.0%	52.0%

Disabilities

Year/ month	Medical & Dental	Nursing & Midwifery	Health & Social Care Professionals	Management & Administrative	General Support	Patient & Client Care	Certified absence	Self-certified absence	Non Covid-19 absence	Covid-19 absence	Total absence rate
2022	1.5%	11.0%	8.4%	6.0%	8.3%	11.2%	4.3%	0.6%	4.9%	5.1%	10.0%
Jan 2022	1.5%	11.0%	8.4%	6.0%	8.3%	11.2%	4.3%	0.6%	4.9%	5.1%	10.0%
2021	3.9%	7.0%	5.5%	3.7%	6.2%	7.1%	4.4%	0.5%	4.9%	1.6%	6.5%
Dec 2021	3.0%	8.7%	6.9%	4.9%	7.7%	8.9%	4.6%	0.7%	5.3%	2.8%	8.1%
Nov 2021	3.7%	9.1%	6.9%	5.9%	7.2%	8.6%	4.9%	0.7%	5.6%	2.4%	8.1%
Oct 2021	3.0%	7.7%	5.7%	4.6%	6.6%	7.0%	4.8%	0.5%	5.3%	1.3%	6.6%
Sep 2021	7.7%	6.9%	5.2%	4.2%	5.5%	6.6%	4.6%	0.5%	5.1%	1.0%	6.1%
Aug 2021	10.8%	6.0%	4.8%	4.0%	5.0%	6.6%	4.6%	0.4%	5.0%	0.9%	5.9%
Jul 2021	5.2%	5.8%	4.7%	3.5%	6.2%	6.0%	4.5%	0.4%	4.9%	0.6%	5.5%
Jun 2021	3.2%	5.4%	4.3%	3.0%	5.2%	5.8%	4.4%	0.5%	4.9%	0.6%	5.5%
May 2021	2.5%	5.2%	4.2%	2.3%	4.5%	5.7%	3.9%	0.4%	4.3%	0.7%	5.0%
Apr 2021	2.0%	5.8%	4.5%	2.7%	5.4%	5.5%	3.9%	0.4%	4.3%	0.8%	5.1%
Mar 2021	2.2%	5.7%	4.9%	3.1%	5.3%	6.1%	4.0%	0.5%	4.5%	1.0%	5.5%
Feb 2021	1.3%	7.5%	6.1%	2.9%	6.1%	7.7%	4.4%	0.5%	4.9%	2.0%	6.9%
Jan 2021	0.9%	10.5%	8.1%	3.5%	9.5%	10.5%	4.6%	0.3%	4.9%	4.5%	9.4%
2020	3.1%	7.3%	5.0%	2.9%	6.6%	6.8%	4.5%	0.4%	4.9%	1.4%	6.2%
Dec 2020	2.6%	6.5%	4.1%	3.1%	4.9%	6.2%	4.2%	0.4%	4.6%	1.0%	5.5%
Nov 2020	3.6%	5.7%	3.8%	2.9%	5.5%	5.7%	4.0%	0.3%	4.3%	0.8%	5.1%
Oct 2020	3.8%	7.0%	5.0%	2.6%	6.8%	6.7%	4.2%	0.4%	4.6%	1.5%	6.1%
Sep 2020	3.0%	7.0%	4.7%	2.3%	6.1%	6.2%	4.3%	0.4%	4.6%	1.1%	5.8%
Aug 2020	3.7%	6.3%	4.4%	2.5%	4.8%	5.9%	4.4%	0.3%	4.7%	0.6%	5.3%
Jul 2020	1.1%	6.1%	4.0%	2.1%	5.9%	5.9%	4.4%	0.4%	4.8%	0.5%	5.3%
Jun 2020	0.9%	6.0%	3.7%	1.9%	6.1%	5.5%	4.0%	0.3%	4.3%	0.7%	5.0%
May 2020	2.1%	8.7%	5.6%	2.6%	7.6%	7.9%	4.5%	0.2%	4.7%	2.5%	7.2%
Apr 2020	2.6%	13.6%	8.3%	3.4%	12.8%	12.0%	5.2%	0.4%	5.7%	5.3%	10.9%
Mar 2020	3.1%	9.0%	7.1%	4.7%	7.9%	8.5%	5.1%	0.4%	5.5%	2.6%	8.0%
Feb 2020	4.3%	5.6%	4.4%	3.5%	5.0%	5.3%	4.6%	0.5%	5.0%		5.0%
Jan 2020	4.6%	6.0%	5.0%	3.5%	6.2%	5.9%	5.0%	0.6%	5.6%		5.6%
2019	1.3%	5.6%	4.2%	3.3%	4.8%	5.2%	4.4%	0.5%	4.9%		4.9%
Dec 2019	3.7%	6.0%	4.7%	3.5%	5.4%	4.8%	4.4%	0.5%	4.9%		4.9%
Nov 2019	1.5%	6.1%	3.8%	3.0%	5.0%	5.4%	4.5%	0.5%	5.0%		5.0%
Oct 2019	0.5%	6.0%	4.2%	2.9%	5.3%	5.7%	4.7%	0.5%	5.2%		5.2%

Sep 2019	1.3%	5.6%	4.5%	3.5%	5.3%	5.2%	4.5%	0.5%	4.9%		4.9%
Aug 2019	1.9%	5.7%	4.6%	3.4%	4.5%	5.4%	4.7%	0.4%	5.0%		5.0%
Jul 2019	1.5%	5.3%	4.1%	3.5%	4.8%	5.1%	4.5%	0.3%	4.8%		4.8%
Jun 2019	2.5%	5.4%	3.9%	2.8%	4.1%	5.3%	4.4%	0.4%	4.8%		4.8%
May 2019	3.9%	5.8%	4.3%	2.7%	4.3%	5.2%	4.4%	0.5%	4.9%		4.9%
Apr 2019	0.1%	5.5%	3.9%	3.1%	4.9%	5.2%	4.3%	0.4%	4.7%		4.7%
Mar 2019	0.3%	5.0%	3.7%	3.5%	4.7%	4.9%	4.1%	0.4%	4.5%		4.5%
Feb 2019	1.0%	5.6%	3.9%	3.9%	4.7%	4.9%	4.3%	0.5%	4.7%		4.7%
Jan 2019	0.3%	5.6%	4.5%	4.2%	5.3%	5.5%	4.6%	0.5%	5.2%		5.2%

Disabilities

Year/ month	CHO 1	CHO 2	CHO 3	CHO 4	CHO 5	CHO 6	CHO 7	CHO 8	CHO 9	other Comm.	Community Services absence rate	Certified absence	Self-certified absence	Non Covid-19 absence	Covid-19 absence	Total absence rate
2022	11.6%	10.4%	9.8%	12.2%	12.3%	8.2%	8.4%	11.0%	8.0%	1.5%	10.0%	4.3%	0.6%	4.9%	5.1%	10.0%
Jan 2022	11.6%	10.4%	9.8%	12.2%	12.3%	8.2%	8.4%	11.0%	8.0%	1.5%	10.0%	4.3%	0.6%	4.9%	5.1%	10.01%
2021	8.5%	5.8%	5.7%	7.1%	7.0%	5.8%	6.6%	6.6%	5.6%	0.2%	6.5%	4.4%	0.5%	4.9%	1.6%	6.5%
Dec 2021	10.2%	7.7%	7.7%	10.2%	9.2%	6.3%	8.4%	7.0%	6.5%	0.7%	8.1%	4.6%	0.7%	5.3%	2.8%	8.08%
Nov 2021	9.8%	6.7%	7.6%	10.3%	8.2%	6.7%	7.9%	8.0%	7.1%		8.1%	4.9%	0.7%	5.6%	2.4%	8.05%
Oct 2021	8.7%	5.4%	6.4%	8.1%	6.7%	5.2%	6.6%	6.9%	5.9%		6.6%	4.8%	0.5%	5.3%	1.3%	6.62%
Sep 2021	8.3%	4.6%	5.4%	6.9%	6.0%	6.3%	6.3%	6.8%	5.0%	1.9%	6.1%	4.6%	0.5%	5.1%	1.0%	6.12%
Aug 2021	8.9%	4.6%	4.8%	6.0%	6.4%	5.7%	6.2%	6.1%	4.9%		5.9%	4.6%	0.4%	5.0%	0.9%	5.86%
Jul 2021	8.3%	4.4%	4.1%	5.4%	5.1%	6.1%	5.8%	6.3%	4.9%		5.5%	4.5%	0.4%	4.9%	0.6%	5.48%
Jun 2021	7.1%	4.8%	4.5%	5.7%	5.3%	5.0%	5.1%	5.3%	6.8%		5.5%	4.4%	0.5%	4.9%	0.6%	5.48%
May 2021	6.6%	4.6%	4.7%	5.5%	4.8%	4.3%	5.1%	5.0%	4.3%		5.0%	3.9%	0.4%	4.3%	0.7%	4.96%
Apr 2021	6.2%	4.5%	3.9%	5.1%	5.3%	5.0%	5.8%	5.6%	4.6%		5.1%	3.9%	0.4%	4.3%	0.8%	5.13%
Mar 2021	7.1%	6.2%	4.5%	5.4%	6.4%	4.5%	5.5%	5.9%	4.7%		5.5%	4.0%	0.5%	4.5%	1.0%	5.48%
Feb 2021	8.5%	7.6%	5.9%	6.7%	9.0%	6.2%	6.6%	7.7%	5.6%		6.9%	4.4%	0.5%	4.9%	2.0%	6.89%
Jan 2021	12.3%	9.0%	8.8%	10.1%	11.3%	8.9%	9.6%	8.7%	7.8%		9.4%	4.6%	0.3%	4.9%	4.5%	9.40%
2020	7.1%	5.6%	5.2%	6.2%	6.6%	4.7%	7.3%	6.7%	5.8%	0.0%	6.2%	4.5%	0.4%	4.9%	1.4%	6.2%
Dec 2020	7.6%	5.7%	4.7%	5.4%	6.9%	3.8%	6.1%	5.6%	4.5%	0.3%	5.5%	4.2%	0.4%	4.6%	1.0%	5.51%
Nov 2020	7.2%	5.2%	4.9%	5.0%	5.5%	3.5%	5.5%	5.4%	4.1%		5.1%	4.0%	0.3%	4.3%	0.8%	5.09%
Oct 2020	8.6%	5.8%	5.3%	6.5%	5.7%	3.7%	7.2%	6.5%	5.1%		6.1%	4.2%	0.4%	4.6%	1.5%	6.08%
Sep 2020	7.6%	5.3%	5.0%	5.3%	5.7%	4.1%	6.9%	6.1%	5.3%		5.8%	4.3%	0.4%	4.6%	1.1%	5.76%
Aug 2020	7.0%	4.1%	5.6%	5.3%	5.5%	4.0%	5.7%	5.7%	4.8%		5.3%	4.4%	0.3%	4.7%	0.6%	5.32%
Jul 2020	6.1%	4.1%	3.9%	4.6%	6.3%	4.4%	6.1%	6.2%	5.2%		5.3%	4.4%	0.4%	4.8%	0.5%	5.26%
Jun 2020	5.6%	4.3%	4.8%	4.9%	5.4%	3.7%	5.5%	5.4%	4.7%		5.0%	4.0%	0.3%	4.3%	0.7%	5.00%
May 2020	6.2%	6.2%	5.9%	7.7%	6.9%	5.4%	9.2%	8.4%	6.5%		7.2%	4.5%	0.2%	4.7%	2.5%	7.19%
Apr 2020	8.8%	9.0%	6.0%	11.9%	10.2%	10.9%	15.8%	12.1%	9.9%		10.9%	5.2%	0.4%	5.7%	5.3%	10.91%
Mar 2020	9.2%	6.8%	6.8%	8.1%	7.7%	6.0%	9.6%	7.2%	8.5%		8.0%	5.1%	0.4%	5.5%	2.6%	8.01%
Feb 2020	5.5%	5.3%	4.4%	4.9%	6.0%	3.7%	4.9%	5.3%	5.2%		5.0%	4.6%	0.5%	5.0%		5.04%
Jan 2020	6.2%	6.3%	5.1%	5.3%	6.9%	4.0%	5.5%	6.4%	5.2%		5.6%	5.0%	0.6%	5.6%		5.59%
2019	7.2%	4.8%	4.4%	4.9%	5.4%	4.0%	4.6%	5.0%	4.6%		4.9%	4.4%	0.5%	4.9%		4.9%
Dec 2019	7.1%	5.0%	4.0%	5.3%	7.0%	3.0%	4.9%	5.0%	5.0%		4.9%	4.4%	0.5%	4.9%		4.94%
Nov 2019	6.3%	5.5%	4.8%	5.4%	6.4%	3.4%	4.5%	4.9%	4.6%		5.0%	4.5%	0.5%	5.0%		5.01%
Oct 2019	6.3%	5.8%	4.8%	5.6%	5.5%	5.0%	5.1%	5.3%	4.6%		5.2%	4.7%	0.5%	5.2%		5.24%
Sep 2019	6.4%	4.9%	4.2%	5.2%	5.5%	4.2%	4.4%	4.9%	4.8%		4.9%	4.5%	0.5%	4.9%		4.93%
Aug 2019	8.1%	5.0%	4.4%	4.7%	5.0%	5.0%	4.3%	5.5%	4.7%		5.0%	4.7%	0.4%	5.0%		5.04%
Jul 2019	7.6%	3.9%	4.3%	4.7%	4.9%	4.2%	4.2%	5.3%	4.5%		4.8%	4.5%	0.3%	4.8%		4.78%
Jun 2019	7.1%	4.1%	4.5%	4.4%	4.7%	4.3%	5.1%	5.0%	4.4%		4.8%	4.4%	0.4%	4.8%		4.82%
May 2019	6.9%	4.4%	4.2%	4.5%	5.2%	4.3%	5.1%	5.2%	4.4%		4.9%	4.4%	0.5%	4.9%		4.89%
Apr 2019	6.7%	4.7%	4.6%	4.7%	5.5%	4.4%	4.4%	4.3%	4.0%		4.7%	4.3%	0.4%	4.7%		4.69%
Mar 2019	7.4%	4.4%	4.1%	4.2%	4.6%	3.4%	4.3%	4.9%	4.0%		4.5%	4.1%	0.4%	4.5%		4.54%
Feb 2019	7.9%	4.5%	4.4%	4.5%	4.9%	3.5%	4.2%	4.5%	4.8%		4.7%	4.3%	0.5%	4.7%		4.73%
Jan 2019	8.3%	4.8%	4.7%	5.4%	5.2%	3.8%	4.7%	5.2%	4.9%		5.2%	4.6%	0.5%	5.2%		5.18%

