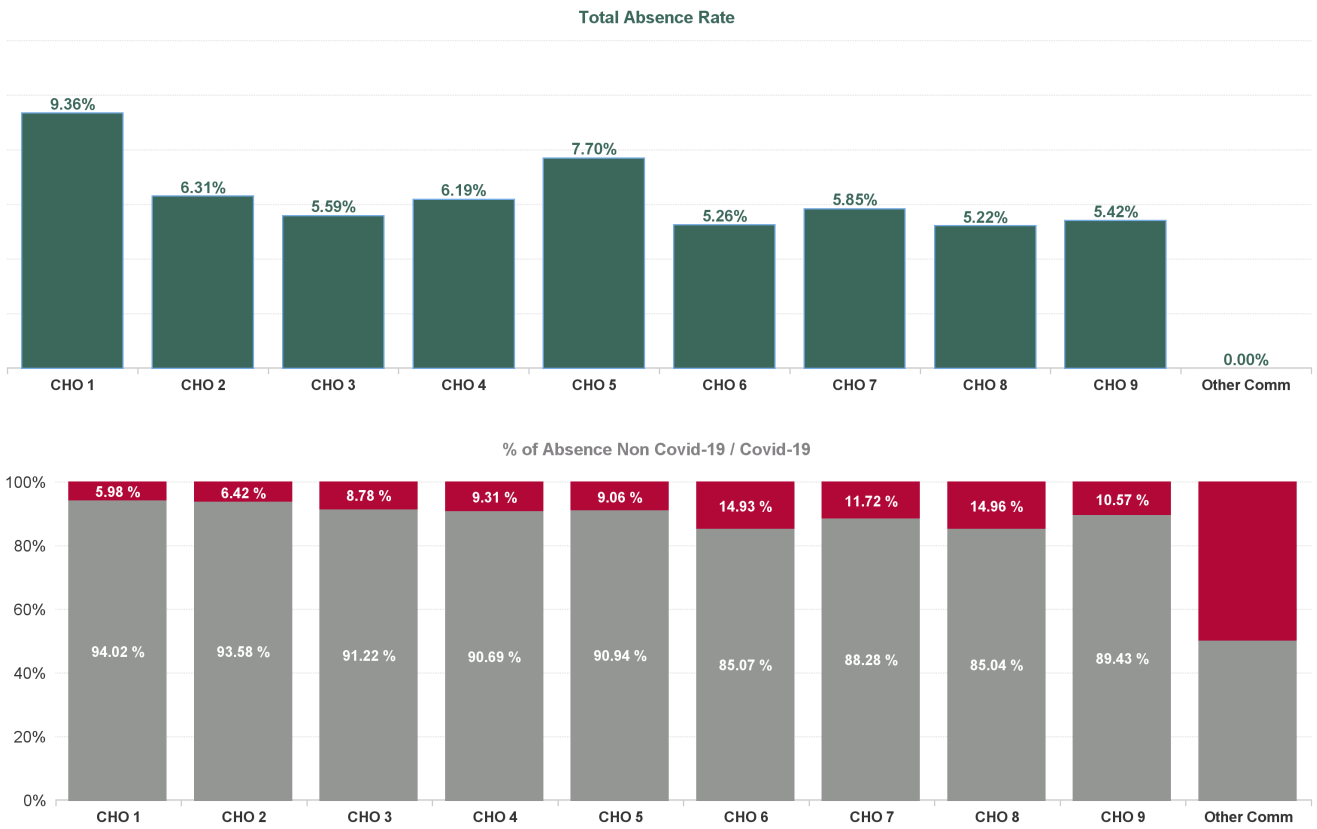


August 2024

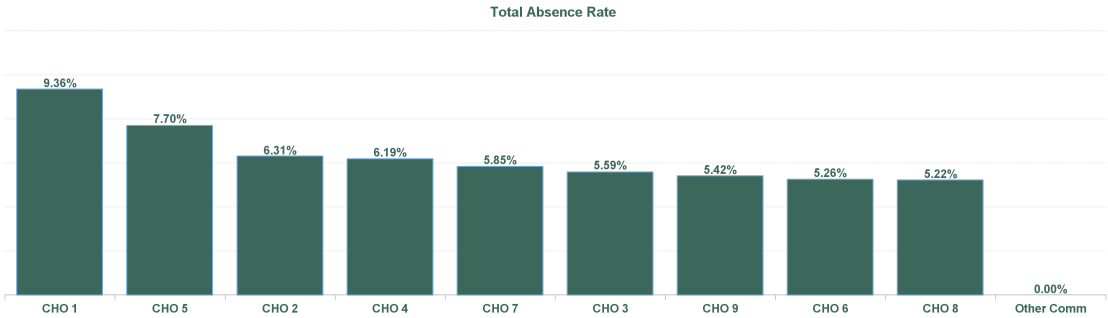
Health Service Absence Rate - by Staff Category: Aug 2024	Certified absence	Self-certified absence	Non Covid-19 absence	Covid-19 Absence	Total absence rate	% Non Covid-19 absence	% Covid-19 absence
Disabilities	5.02%	0.52%	5.54%	0.62%	6.16%	90.01%	9.99%
Medical & Dental	3.14%	0.35%	3.49%	0.00%	3.49%	100.00%	0.00%
Nursing & Midwifery	5.47%	0.56%	6.03%	0.59%	6.63%	91.06%	8.94%
Health & Social Care Professionals	4.11%	0.41%	4.53%	0.58%	5.11%	88.60%	11.40%
Management & Administrative	4.22%	0.40%	4.62%	0.39%	5.01%	92.28%	7.72%
General Support	5.32%	0.33%	5.65%	0.78%	6.43%	87.91%	12.09%
Patient & Client Care	5.41%	0.60%	6.01%	0.67%	6.68%	89.96%	10.04%

Health Service Absence Rate - by Hospital Group: Aug 2024	Certified absence	Self-certified absence	Non Covid-19 absence	Covid-19 Absence	Total absence rate	% Non Covid-19 absence	% Covid-19 absence
Disabilities	5.02%	0.52%	5.54%	0.62%	6.16%	90.01%	9.99%
CHO 1	8.22%	0.58%	8.80%	0.56%	9.36%	94.02%	5.98%
CHO 2	5.53%	0.37%	5.90%	0.41%	6.31%	93.58%	6.42%
CHO 3	4.66%	0.44%	5.10%	0.49%	5.59%	91.22%	8.78%
CHO 4	4.66%	0.96%	5.61%	0.58%	6.19%	90.69%	9.31%
CHO 5	6.42%	0.59%	7.01%	0.70%	7.70%	90.94%	9.06%
CHO 6	4.07%	0.40%	4.47%	0.78%	5.26%	85.07%	14.93%
CHO 7	4.58%	0.59%	5.16%	0.69%	5.85%	88.28%	11.72%
CHO 8	4.04%	0.40%	4.44%	0.78%	5.22%	85.04%	14.96%
CHO 9	4.49%	0.35%	4.85%	0.57%	5.42%	89.43%	10.57%
Other Community Services	0.00%	0.00%	0.00%	0.00%	0.00%	#DIV/0	#DIV/0



August 2024

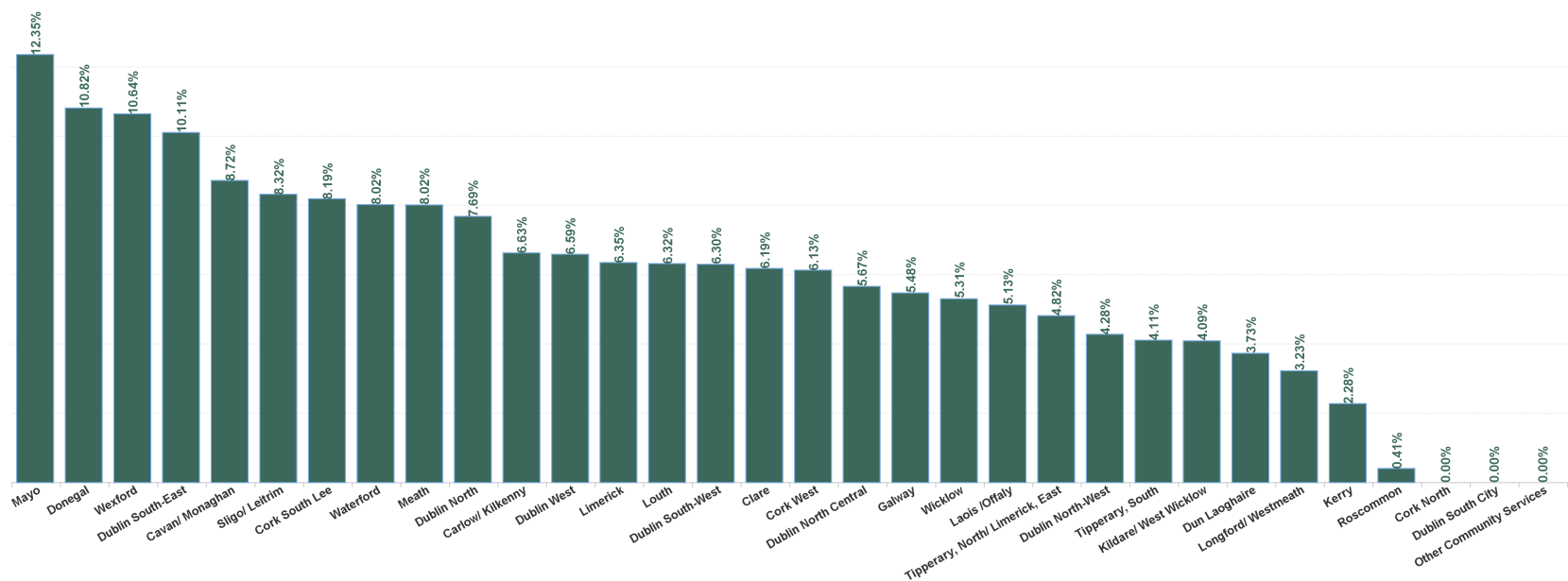
Health Service Absence Rate - by HG, CHO/Care Group & Staff Category : Aug 2024	Certified absence	Self-certified absence	Non Covid-19 absence	Covid-19 Absence	Total absence rate	Medical & Dental	Nursing & Midwifery	Health & Social Care Professionals	Management & Administrative	General Support	Patient & Client Care
Disabilities	5.02%	0.52%	5.54%	0.62%	6.16%	3.49%	6.63%	5.11%	5.01%	6.43%	6.68%
CHO 1	8.22%	0.58%	8.80%	0.56%	9.36%	0.00%	10.51%	8.35%	6.47%	7.22%	9.35%
CHO 2	5.53%	0.37%	5.90%	0.41%	6.31%	0.00%	9.05%	5.27%	6.30%	4.11%	6.35%
CHO 3	4.66%	0.44%	5.10%	0.49%	5.59%	0.00%	4.97%	4.56%	5.91%	6.84%	6.04%
CHO 4	4.66%	0.96%	5.61%	0.58%	6.19%	0.00%	8.25%	4.97%	3.37%	8.04%	6.23%
CHO 5	6.42%	0.59%	7.01%	0.70%	7.70%	37.97%	9.71%	8.16%	5.97%	4.83%	7.27%
CHO 6	4.07%	0.40%	4.47%	0.78%	5.26%	0.00%	6.14%	5.09%	4.35%	1.89%	5.62%
CHO 7	4.58%	0.59%	5.16%	0.69%	5.85%	2.86%	5.31%	5.31%	5.08%	7.49%	6.39%
CHO 8	4.04%	0.40%	4.44%	0.78%	5.22%	0.00%	5.70%	4.45%	3.56%	5.15%	5.59%
CHO 9	4.49%	0.35%	4.85%	0.57%	5.42%	1.91%	4.32%	4.58%	5.32%	6.55%	7.25%
Other Community Services	0.00%	0.00%	0.00%	0.00%	0.00%				0.00%		



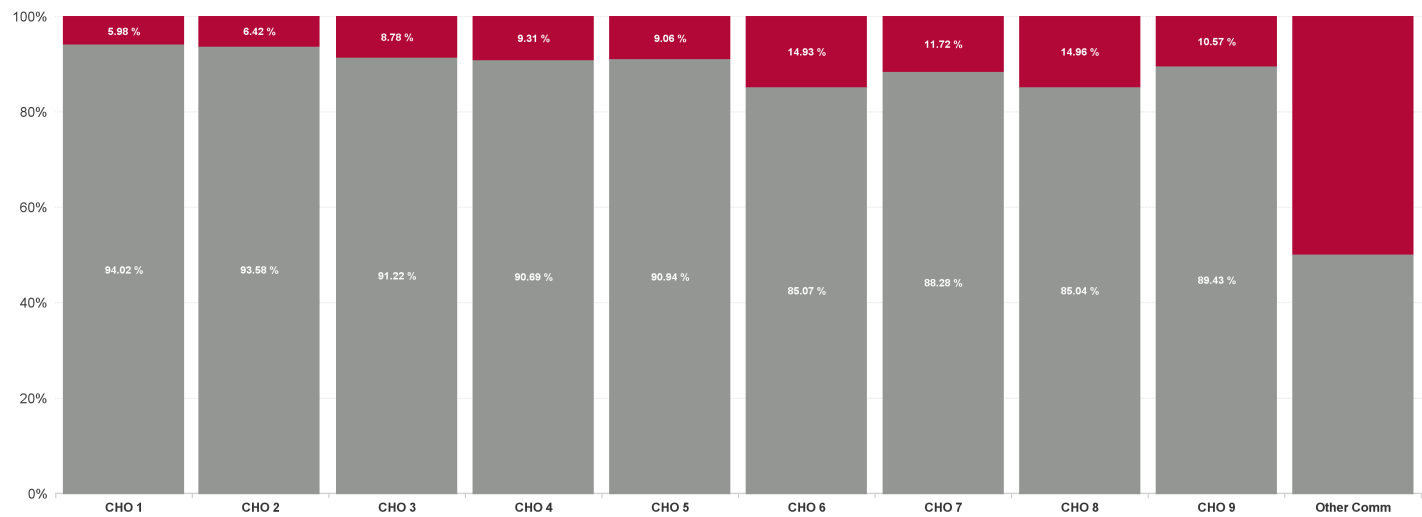
August 2024

Health Service Absence Rate - by HG, CHO/Care Group & Staff Category: Aug 2024	Certified absence	Self- certified absence	Non Covid-19 absence	Covid-19 Absence	Total absence rate	Medical & Dental	Nursing & Midwifery	Health & Social Care Professionals	Management & Administrative	General Support	Patient & Client Care
Total	5.02%	0.52%	5.54%	0.62%	6.16%	3.49%	6.63%	5.11%	5.01%	6.43%	6.68%
Cavan/ Monaghan	7.58%	0.68%	8.26%	0.46%	8.72%	0.00%	8.41%	9.67%	6.74%		8.93%
Donegal	9.56%	0.62%	10.18%	0.63%	10.82%	0.00%	14.45%	3.90%	8.46%	2.58%	10.56%
Sligo/ Leitrim	7.28%	0.50%	7.78%	0.54%	8.32%	0.00%	7.74%	13.95%	3.48%	9.40%	8.52%
CHO 1	8.22%	0.58%	8.80%	0.56%	9.36%	0.00%	10.51%	8.35%	6.47%	7.22%	9.35%
Galway	4.77%	0.35%	5.12%	0.36%	5.48%	0.00%	6.52%	4.36%	5.47%	4.86%	5.84%
Mayo	11.10%	0.50%	11.61%	0.75%	12.35%	0.00%	18.87%	10.70%	15.51%	0.00%	11.27%
Roscommon	0.41%	0.00%	0.41%	0.00%	0.41%			0.00%	1.15%		0.00%
CHO 2	5.53%	0.37%	5.90%	0.41%	6.31%	0.00%	9.05%	5.27%	6.30%	4.11%	6.35%
Clare	5.23%	0.43%	5.67%	0.52%	6.19%	0.00%	0.00%	5.93%	3.81%		6.49%
Limerick	5.19%	0.70%	5.89%	0.46%	6.35%		7.25%	3.52%	9.15%	1.04%	7.05%
Tipperary, North/ Limerick, East	4.06%	0.26%	4.32%	0.50%	4.82%		4.03%	4.66%	4.00%	8.41%	4.94%
CHO 3	4.66%	0.44%	5.10%	0.49%	5.59%	0.00%	4.97%	4.56%	5.91%	6.84%	6.04%
Cork North	0.00%	0.00%	0.00%	0.00%	0.00%			0.00%	0.00%		0.00%
Cork South Lee	6.80%	0.89%	7.69%	0.50%	8.19%		18.12%	15.94%	4.29%		4.50%
Cork West	4.58%	0.97%	5.55%	0.58%	6.13%	0.00%	7.85%	4.61%	3.43%	8.04%	6.32%
Kerry	2.28%	0.00%	2.28%	0.00%	2.28%				2.28%		
CHO 4	4.66%	0.96%	5.61%	0.58%	6.19%	0.00%	8.25%	4.97%	3.37%	8.04%	6.23%
Carlow/ Kilkenny	5.93%	0.47%	6.40%	0.23%	6.63%		10.19%	6.24%	6.16%	0.00%	6.38%
Tipperary, South	3.00%	0.48%	3.48%	0.63%	4.11%		6.44%	1.42%	0.00%		3.31%
Waterford	6.51%	0.59%	7.10%	0.93%	8.02%	100.00%	9.79%	10.16%	6.59%	6.96%	7.27%
Wexford	8.97%	1.00%	9.97%	0.68%	10.64%	0.00%	10.67%	0.00%	4.67%		11.69%
CHO 5	6.42%	0.59%	7.01%	0.70%	7.70%	37.97%	9.71%	8.16%	5.97%	4.83%	7.27%
Dublin South-East	10.11%	0.00%	10.11%	0.00%	10.11%			10.11%			
Dun Laoghaire	1.84%	0.47%	2.31%	1.41%	3.73%		4.11%	0.00%	0.00%	0.00%	5.64%
Wicklow	4.15%	0.40%	4.55%	0.76%	5.31%	0.00%	6.43%	5.08%	4.56%	2.06%	5.62%
CHO 6	4.07%	0.40%	4.47%	0.78%	5.26%	0.00%	6.14%	5.09%	4.35%	1.89%	5.62%
Dublin South City	0.00%	0.00%	0.00%	0.00%	0.00%			0.00%			0.00%
Dublin South-West	5.03%	0.62%	5.65%	0.65%	6.30%	0.00%	6.32%	5.31%	5.34%	9.69%	6.73%
Dublin West	4.66%	0.85%	5.50%	1.08%	6.59%	3.12%	4.31%	8.57%	3.53%	4.67%	8.56%
Kildare/ West Wicklow	3.49%	0.25%	3.74%	0.36%	4.09%		1.86%	4.31%	5.89%	0.00%	3.81%
CHO 7	4.58%	0.59%	5.16%	0.69%	5.85%	2.86%	5.31%	5.31%	5.08%	7.49%	6.39%
Laois /Offaly	3.55%	0.34%	3.90%	1.23%	5.13%		4.23%	5.33%	6.05%	1.16%	5.23%
Longford/ Westmeath	2.38%	0.36%	2.74%	0.49%	3.23%	0.00%	6.67%	1.21%	0.78%	0.00%	3.78%
Louth	5.24%	0.44%	5.68%	0.64%	6.32%	0.00%	5.84%	8.42%	4.10%	13.24%	6.07%
Meath	6.86%	0.72%	7.58%	0.44%	8.02%		5.99%	1.20%	1.02%		13.46%
CHO 8	4.04%	0.40%	4.44%	0.78%	5.22%	0.00%	5.70%	4.45%	3.56%	5.15%	5.59%
Dublin North	6.71%	0.59%	7.30%	0.39%	7.69%	0.00%	5.24%	5.61%	7.81%	11.16%	10.89%
Dublin North Central	4.95%	0.30%	5.26%	0.41%	5.67%	3.23%	4.63%	4.69%	4.81%	10.39%	8.14%
Dublin North-West	3.02%	0.35%	3.38%	0.90%	4.28%	0.00%	3.42%	4.21%	5.43%	2.82%	5.04%
CHO 9	4.49%	0.35%	4.85%	0.57%	5.42%	1.91%	4.32%	4.58%	5.32%	6.55%	7.25%
Other Community Services	0.00%	0.00%	0.00%	0.00%	0.00%				0.00%		
Other Community Services	0.00%	0.00%	0.00%	0.00%	0.00%				0.00%		
Community Services	5.02%	0.52%	5.54%	0.62%	6.16%	3.49%	6.63%	5.11%	5.01%	6.43%	6.68%

Total Absence Rate



% of Absence Non Covid-19 / Covid-19



## August 2024

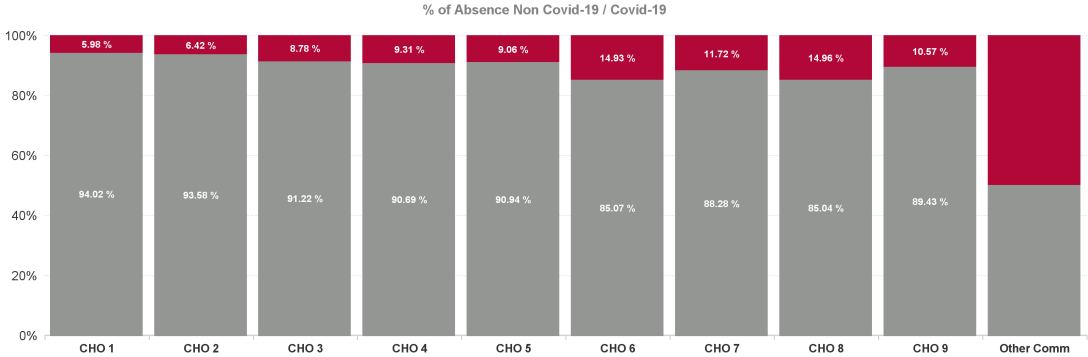
Health Service Covid 19 Absence Rate - by Hospital & Staff Category: Aug 2024	Non Covid-19 absence	Covid-19 absence	Total absence rate	Medical & Dental	Nursing & Midwifery	Health & Social Care Professionals	Management & Administrative	General Support	Patient & Client Care
Disabilities	5.54%	0.62%	6.16%	0.00%	0.59%	0.58%	0.39%	0.78%	0.67%
Cavan/ Monaghan	8.26%	0.46%	8.72%	0.00%	0.79%	0.00%	0.00%		0.43%
Donegal	10.18%	0.63%	10.82%	0.00%	0.31%	0.00%	2.03%	0.00%	0.70%
Sligo/ Leitrim	7.78%	0.54%	8.32%	0.00%	0.62%	0.00%	0.65%	0.00%	0.56%
CHO 1	8.80%	0.56%	9.36%	0.00%	0.52%	0.00%	1.21%	0.00%	0.59%
Galway	5.12%	0.36%	5.48%	0.00%	0.17%	0.38%	0.35%	0.00%	0.41%
Mayo	11.61%	0.75%	12.35%	0.00%	1.81%	0.23%	0.00%	0.00%	0.83%
Roscommon	0.41%	0.00%	0.41%			0.00%	0.00%		0.00%
CHO 2	5.90%	0.41%	6.31%	0.00%	0.50%	0.35%	0.30%	0.00%	0.45%
Clare	5.67%	0.52%	6.19%	0.00%	0.00%	0.81%	0.00%		0.48%
Limerick	5.89%	0.46%	6.35%		1.31%	0.31%	0.47%	0.00%	0.24%
Tipperary, North/ Limerick, East	4.32%	0.50%	4.82%		0.29%	0.53%	0.00%	1.13%	0.59%
CHO 3	5.10%	0.49%	5.59%	0.00%	0.60%	0.52%	0.18%	0.89%	0.45%
Cork North	0.00%	0.00%	0.00%			0.00%	0.00%		0.00%
Cork South Lee	7.69%	0.50%	8.19%		0.48%	0.90%	0.00%		0.44%
Cork West	5.55%	0.58%	6.13%	0.00%	0.54%	0.17%	0.58%	1.11%	0.68%
Kerry	2.28%	0.00%	2.28%				0.00%		
CHO 4	5.61%	0.58%	6.19%	0.00%	0.54%	0.19%	0.53%	1.11%	0.67%
Carlow/ Kilkenny	6.40%	0.23%	6.63%		0.34%	0.43%	0.00%	0.00%	0.18%
Tipperary, South	3.48%	0.63%	4.11%		1.18%	1.42%	0.00%		0.00%
Waterford	7.10%	0.93%	8.02%	0.00%	1.14%	2.27%	0.31%	4.10%	0.61%
Wexford	9.97%	0.68%	10.64%	0.00%	0.87%	0.00%	0.00%		0.60%
CHO 5	7.01%	0.70%	7.70%	0.00%	0.93%	1.44%	0.13%	2.85%	0.49%
Dublin South-East	10.11%	0.00%	10.11%			0.00%			
Dun Laoghaire	2.31%	1.41%	3.73%		1.27%	0.00%	0.00%	0.00%	2.61%
Wicklow	4.55%	0.76%	5.31%	0.00%	0.74%	0.74%	0.42%	0.00%	0.95%
CHO 6	4.47%	0.78%	5.26%	0.00%	0.81%	0.73%	0.40%	0.00%	1.00%
Dublin South City	0.00%	0.00%	0.00%			0.00%			0.00%
Dublin South-West	5.65%	0.65%	6.30%	0.00%	0.81%	0.59%	0.07%	1.19%	0.63%
Dublin West	5.50%	1.08%	6.59%	0.00%	0.41%	0.17%	0.31%	0.82%	2.01%
Kildare/ West Wicklow	3.74%	0.36%	4.09%		0.52%	0.51%	0.37%	0.00%	0.25%
CHO 7	5.16%	0.69%	5.85%	0.00%	0.66%	0.51%	0.23%	1.02%	0.86%
Laois /Offaly	3.90%	1.23%	5.13%		0.67%	2.18%	0.08%	0.93%	0.99%
Longford/ Westmeath	2.74%	0.49%	3.23%	0.00%	0.60%	0.44%	0.75%	0.00%	0.47%
Louth	5.68%	0.64%	6.32%	0.00%	0.48%	0.34%	0.32%	1.26%	0.82%
Meath	7.58%	0.44%	8.02%		0.57%	0.96%	0.00%		0.36%
CHO 8	4.44%	0.78%	5.22%	0.00%	0.55%	1.21%	0.29%	0.83%	0.75%
Dublin North	7.30%	0.39%	7.69%	0.00%	0.20%	0.00%	1.74%	0.00%	0.40%
Dublin North Central	5.26%	0.41%	5.67%	0.00%	0.40%	0.36%	0.32%	0.96%	0.48%
Dublin North-West	3.38%	0.90%	4.28%	0.00%	0.82%	0.63%	0.12%	0.49%	1.42%
CHO 9	4.85%	0.57%	5.42%	0.00%	0.51%	0.42%	0.41%	0.66%	0.86%

Other Community Services	0.00%	0.00%	0.00%
Other Community Services	0.00%	0.00%	0.00%
Community Services	5.54%	0.62%	6.16%

			0.00%		
			0.00%		
0.00%	0.59%	0.58%	0.39%	0.78%	0.67%

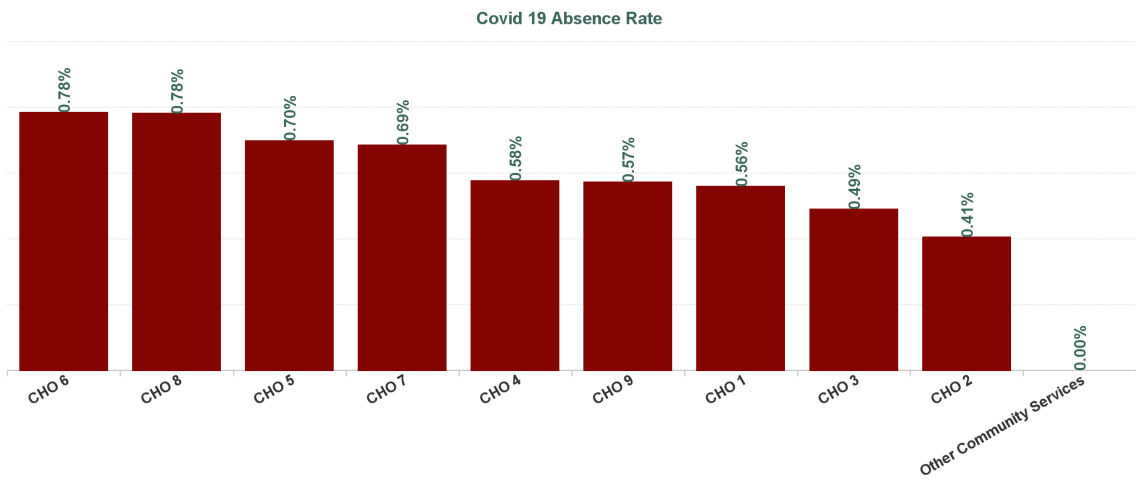
August 2024

Health Service Absence Rate - by HG, CHO/Care Group & Staff Category: Aug 2024	Certified absence	Self-certified absence	Non Covid-19 absence	Covid-19 Absence	Total absence rate	Medical & Dental	Nursing & Midwifery	Health & Social Care Professionals	Management & Administrative	General Support	Patient & Client Care
Total	5.02%	0.52%	5.54%	0.62%	6.16%	3.49%	6.63%	5.11%	5.01%	6.43%	6.68%
Health Service Executive	8.22%	0.58%	8.80%	0.56%	9.36%	0.00%	10.51%	8.35%	6.47%	7.22%	9.35%
CHO 1	8.22%	0.58%	8.80%	0.56%	9.36%	0.00%	10.51%	8.35%	6.47%	7.22%	9.35%
Health Service Executive	8.95%	0.38%	9.33%	0.70%	10.04%	0.00%	18.87%	7.28%	10.44%	0.00%	10.24%
Section 38 Voluntary Agencies	4.81%	0.36%	5.18%	0.34%	5.52%	0.00%	6.52%	4.57%	4.52%	4.86%	5.90%
CHO 2	5.53%	0.37%	5.90%	0.41%	6.31%	0.00%	9.05%	5.27%	6.30%	4.11%	6.35%
Health Service Executive	10.91%	1.34%	12.26%	0.04%	12.30%		0.00%	9.74%	12.17%	0.00%	16.69%
Section 38 Voluntary Agencies	4.26%	0.38%	4.64%	0.52%	5.16%	0.00%	4.99%	4.22%	2.58%	7.77%	5.58%
CHO 3	4.66%	0.44%	5.10%	0.49%	5.59%	0.00%	4.97%	4.56%	5.91%	6.84%	6.04%
Health Service Executive	6.29%	1.02%	7.32%	0.31%	7.62%	0.00%	9.20%	9.88%	2.60%	14.05%	7.37%
Section 38 Voluntary Agencies	4.45%	0.95%	5.40%	0.61%	6.01%		8.10%	4.51%	3.64%	6.73%	6.13%
CHO 4	4.66%	0.96%	5.61%	0.58%	6.19%	0.00%	8.25%	4.97%	3.37%	8.04%	6.23%
Health Service Executive	6.56%	0.61%	7.17%	0.51%	7.68%	0.00%	10.01%	3.86%	5.20%		9.61%
Section 38 Voluntary Agencies	6.37%	0.58%	6.96%	0.75%	7.71%	100.00%	9.49%	10.42%	6.54%	4.83%	6.93%
CHO 5	6.42%	0.59%	7.01%	0.70%	7.70%	37.97%	9.71%	8.16%	5.97%	4.83%	7.27%
Health Service Executive	6.87%	0.59%	7.46%	1.75%	9.21%	0.00%	7.90%	9.74%	8.01%		10.63%
Section 38 Voluntary Agencies	3.55%	0.36%	3.91%	0.60%	4.52%	0.00%	5.15%	4.79%	3.57%	1.89%	4.54%
CHO 6	4.07%	0.40%	4.47%	0.78%	5.26%	0.00%	6.14%	5.09%	4.35%	1.89%	5.62%
Health Service Executive	3.91%	0.25%	4.16%	0.29%	4.46%		0.00%	1.49%	8.62%		4.64%
Section 38 Voluntary Agencies	4.60%	0.60%	5.20%	0.70%	5.90%	2.86%	5.33%	5.60%	4.33%	7.49%	6.40%
CHO 7	4.58%	0.59%	5.16%	0.69%	5.85%	2.86%	5.31%	5.31%	5.08%	7.49%	6.39%
Health Service Executive	6.87%	0.59%	7.46%	0.50%	7.96%	0.00%	6.72%	4.68%	3.55%	0.00%	11.89%
Section 38 Voluntary Agencies	3.22%	0.35%	3.57%	0.86%	4.43%	0.00%	5.24%	4.40%	3.57%	5.82%	4.21%
CHO 8	4.04%	0.40%	4.44%	0.78%	5.22%	0.00%	5.70%	4.45%	3.56%	5.15%	5.59%
Health Service Executive	6.37%	0.58%	6.94%	0.43%	7.38%	0.00%	5.35%	2.21%	8.15%	11.16%	10.86%
Section 38 Voluntary Agencies	4.23%	0.32%	4.55%	0.59%	5.14%	2.20%	3.99%	4.65%	4.89%	6.26%	6.60%
CHO 9	4.49%	0.35%	4.85%	0.57%	5.42%	1.91%	4.32%	4.58%	5.32%	6.55%	7.25%
Health Service Executive	0.00%	0.00%	0.00%	0.00%	0.00%				0.00%		
Other Community Services	0.00%	0.00%	0.00%	0.00%	0.00%				0.00%		
Community Services	5.02%	0.52%	5.54%	0.62%	6.16%	3.49%	6.63%	5.11%	5.01%	6.43%	6.68%



August 2024

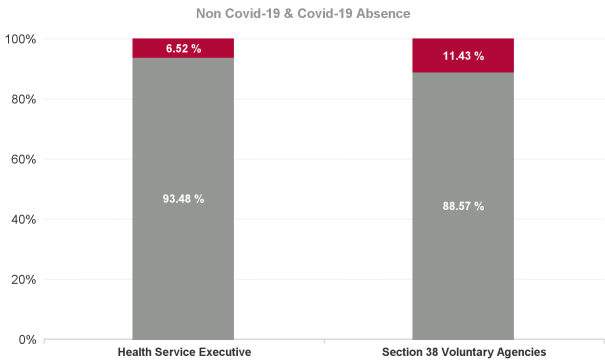
Health Service Covid 19 Absence Rate - by Hospital & Staff Category: Aug 2024	Non Covid-19 absence	Covid-19 Absence	Total absence rate	Medical & Dental	Nursing & Midwifery	Health & Social Care Professionals	Management & Administrative	General Support	Patient & Client Care
Disabilities	5.54%	0.62%	6.16%	0.00%	0.59%	0.58%	0.39%	0.78%	0.67%
Health Service Executive	8.80%	0.56%	9.36%	0.00%	0.52%	0.00%	1.21%	0.00%	0.59%
CHO 1	8.80%	0.56%	9.36%	0.00%	0.52%	0.00%	1.21%	0.00%	0.59%
Health Service Executive	9.33%	0.70%	10.04%	0.00%	1.81%	0.42%	0.40%	0.00%	0.75%
Section 38 Voluntary Agencies	5.18%	0.34%	5.52%	0.00%	0.17%	0.33%	0.26%	0.00%	0.42%
CHO 2	5.90%	0.41%	6.31%	0.00%	0.50%	0.35%	0.30%	0.00%	0.45%
Health Service Executive	12.26%	0.04%	12.30%		0.00%	0.00%	0.00%	0.00%	0.11%
Section 38 Voluntary Agencies	4.64%	0.52%	5.16%	0.00%	0.60%	0.55%	0.27%	1.01%	0.46%
CHO 3	5.10%	0.49%	5.59%	0.00%	0.60%	0.52%	0.18%	0.89%	0.45%
Health Service Executive	7.32%	0.31%	7.62%	0.00%	0.14%	0.37%	0.66%	0.31%	0.24%
Section 38 Voluntary Agencies	5.40%	0.61%	6.01%		0.61%	0.18%	0.48%	1.28%	0.71%
CHO 4	5.61%	0.58%	6.19%	0.00%	0.54%	0.19%	0.53%	1.11%	0.67%
Health Service Executive	7.17%	0.51%	7.68%	0.00%	0.85%	0.47%	0.00%		0.50%
Section 38 Voluntary Agencies	6.96%	0.75%	7.71%	0.00%	0.99%	1.94%	0.22%	2.85%	0.49%
CHO 5	7.01%	0.70%	7.70%	0.00%	0.93%	1.44%	0.13%	2.85%	0.49%
Health Service Executive	7.46%	1.75%	9.21%	0.00%	1.21%	4.41%	0.94%		1.58%
Section 38 Voluntary Agencies	3.91%	0.60%	4.52%	0.00%	0.58%	0.50%	0.29%	0.00%	0.88%
CHO 6	4.47%	0.78%	5.26%	0.00%	0.81%	0.73%	0.40%	0.00%	1.00%
Health Service Executive	4.16%	0.29%	4.46%		0.00%	0.00%	0.00%		4.33%
Section 38 Voluntary Agencies	5.20%	0.70%	5.90%	0.00%	0.66%	0.55%	0.28%	1.02%	0.84%
CHO 7	5.16%	0.69%	5.85%	0.00%	0.66%	0.51%	0.23%	1.02%	0.86%
Health Service Executive	7.46%	0.50%	7.96%	0.00%	0.32%	0.95%	0.19%	0.00%	0.56%
Section 38 Voluntary Agencies	3.57%	0.86%	4.43%	0.00%	0.65%	1.27%	0.38%	0.94%	0.79%
CHO 8	4.44%	0.78%	5.22%	0.00%	0.55%	1.21%	0.29%	0.83%	0.75%
Health Service Executive	6.94%	0.43%	7.38%	0.00%	0.33%	0.26%	1.40%	0.00%	0.39%
Section 38 Voluntary Agencies	4.55%	0.59%	5.14%	0.00%	0.57%	0.43%	0.26%	0.70%	0.95%
CHO 9	4.85%	0.57%	5.42%	0.00%	0.51%	0.42%	0.41%	0.66%	0.86%
Health Service Executive	0.00%	0.00%	0.00%				0.00%		
Other Community Services	0.00%	0.00%	0.00%				0.00%		
Community Services	5.54%	0.62%	6.16%	0.00%	0.59%	0.58%	0.39%	0.78%	0.67%





August 2024

Health Service Absence Rate - by Admin : Aug 2024	Certified absence	Self- certified absence	Non Covid-19 absence	Covid-19 Absence	Total absence rate	Medical & Dental	Nursing & Midwifery	Health & Social Care Profession als	Manageme nt & Administra tive	General Support	Patient & Client Care
Total	5.02%	0.52%	5.54%	0.62%	6.16%	3.49%	6.63%	5.11%	5.01%	6.43%	6.68%
Health Service Executive	7.49%	0.62%	8.11%	0.57%	8.68%	0.00%	9.01%	6.18%	6.59%	7.19%	9.92%
Section 38 Voluntary Agencies	4.37%	0.50%	4.87%	0.63%	5.50%	4.65%	5.62%	4.96%	4.28%	6.33%	5.86%



Health Service Absence Rate - by Staff Category: Aug 2024	Certified absence	Self- certified absence	Non Covid-19 absence	Covid-19 Absence	Total absence rate	% Non Covid-19 absence	% Covid-19 absence
<b>CHO 1</b>	<b>8.22%</b>	<b>0.58%</b>	<b>8.80%</b>	<b>0.56%</b>	<b>9.36%</b>	<b>94.02%</b>	<b>5.98%</b>
Medical & Dental	0.00%	0.00%	0.00%	0.00%	0.00%		
Nursing & Midwifery	9.57%	0.42%	9.99%	0.52%	10.51%	95.01%	4.99%
Health & Social Care Professionals	8.09%	0.26%	8.35%	0.00%	8.35%	100.00%	0.00%
Management & Administrative	5.02%	0.25%	5.27%	1.21%	6.47%	81.38%	18.62%
General Support	7.01%	0.21%	7.22%	0.00%	7.22%	100.00%	0.00%
Patient & Client Care	8.01%	0.74%	8.76%	0.59%	9.35%	93.70%	6.30%

Health Service Absence Rate - by Staff Category: Aug 2024	Certified absence	Self- certified absence	Non Covid-19 absence	Covid-19 Absence	Total absence rate	% Non Covid-19 absence	% Covid-19 absence
<b>CHO 2</b>	<b>5.53%</b>	<b>0.37%</b>	<b>5.90%</b>	<b>0.41%</b>	<b>6.31%</b>	<b>93.58%</b>	<b>6.42%</b>
Medical & Dental	0.00%	0.00%	0.00%	0.00%	0.00%		
Nursing & Midwifery	8.22%	0.32%	8.54%	0.50%	9.05%	94.44%	5.56%
Health & Social Care Professionals	4.64%	0.27%	4.91%	0.35%	5.27%	93.33%	6.67%
Management & Administrative	5.88%	0.12%	6.00%	0.30%	6.30%	95.23%	4.77%
General Support	4.11%	0.00%	4.11%	0.00%	4.11%	100.00%	0.00%
Patient & Client Care	5.41%	0.49%	5.90%	0.45%	6.35%	92.88%	7.12%

Health Service Absence Rate - by Staff Category: Aug 2024	Certified absence	Self- certified absence	Non Covid-19 absence	Covid-19 Absence	Total absence rate	% Non Covid-19 absence	% Covid-19 absence
<b>CHO 3</b>	<b>4.66%</b>	<b>0.44%</b>	<b>5.10%</b>	<b>0.49%</b>	<b>5.59%</b>	<b>91.22%</b>	<b>8.78%</b>
Medical & Dental	0.00%	0.00%	0.00%	0.00%	0.00%		
Nursing & Midwifery	3.97%	0.41%	4.38%	0.60%	4.97%	87.95%	12.05%
Health & Social Care Professionals	3.71%	0.33%	4.03%	0.52%	4.56%	88.58%	11.42%
Management & Administrative	4.73%	1.01%	5.73%	0.18%	5.91%	96.99%	3.01%
General Support	5.77%	0.18%	5.95%	0.89%	6.84%	87.01%	12.99%
Patient & Client Care	5.15%	0.44%	5.59%	0.45%	6.04%	92.56%	7.44%

Health Service Absence Rate - by Staff Category: Aug 2024	Certified absence	Self- certified absence	Non Covid-19 absence	Covid-19 Absence	Total absence rate	% Non Covid-19 absence	% Covid-19 absence
<b>CHO 4</b>	<b>4.66%</b>	<b>0.96%</b>	<b>5.61%</b>	<b>0.58%</b>	<b>6.19%</b>	<b>90.69%</b>	<b>9.31%</b>
Medical & Dental	0.00%	0.00%	0.00%	0.00%	0.00%		
Nursing & Midwifery	6.61%	1.10%	7.71%	0.54%	8.25%	93.43%	6.57%
Health & Social Care Professionals	3.96%	0.82%	4.78%	0.19%	4.97%	96.09%	3.91%
Management & Administrative	2.35%	0.49%	2.84%	0.53%	3.37%	84.22%	15.78%
General Support	6.33%	0.60%	6.94%	1.11%	8.04%	86.24%	13.76%
Patient & Client Care	4.52%	1.04%	5.56%	0.67%	6.23%	89.22%	10.78%

Health Service Absence Rate - by Staff Category: Aug 2024	Certified absence	Self- certified absence	Non Covid-19 absence	Covid-19 Absence	Total absence rate	% Non Covid-19 absence	% Covid-19 absence
<b>CHO 5</b>	<b>6.42%</b>	<b>0.59%</b>	<b>7.01%</b>	<b>0.70%</b>	<b>7.70%</b>	<b>90.94%</b>	<b>9.06%</b>
Medical & Dental	37.97%	0.00%	37.97%	0.00%	37.97%	100.00%	0.00%
Nursing & Midwifery	8.01%	0.77%	8.78%	0.93%	9.71%	90.41%	9.59%
Health & Social Care Professionals	6.06%	0.67%	6.73%	1.44%	8.16%	82.41%	17.59%
Management & Administrative	5.58%	0.27%	5.85%	0.13%	5.97%	97.90%	2.10%
General Support	1.66%	0.32%	1.98%	2.85%	4.83%	41.08%	58.92%
Patient & Client Care	6.21%	0.57%	6.78%	0.49%	7.27%	93.22%	6.78%

Health Service Absence Rate - by Staff Category: Aug 2024	Certified absence	Self- certified absence	Non Covid-19 absence	Covid-19 Absence	Total absence rate	% Non Covid-19 absence	% Covid-19 absence
<b>CHO 6</b>	<b>4.07%</b>	<b>0.40%</b>	<b>4.47%</b>	<b>0.78%</b>	<b>5.26%</b>	<b>85.07%</b>	<b>14.93%</b>
Medical & Dental	0.00%	0.00%	0.00%	0.00%	0.00%		
Nursing & Midwifery	4.95%	0.38%	5.33%	0.81%	6.14%	86.87%	13.13%
Health & Social Care Professionals	3.89%	0.47%	4.36%	0.73%	5.09%	85.57%	14.43%
Management & Administrative	3.65%	0.29%	3.94%	0.40%	4.35%	90.77%	9.23%
General Support	1.82%	0.07%	1.89%	0.00%	1.89%	100.00%	0.00%
Patient & Client Care	4.21%	0.40%	4.61%	1.00%	5.62%	82.14%	17.86%

Health Service Absence Rate - by Staff Category: Aug 2024	Certified absence	Self- certified absence	Non Covid-19 absence	Covid-19 Absence	Total absence rate	% Non Covid-19 absence	% Covid-19 absence
<b>CHO 7</b>	<b>4.58%</b>	<b>0.59%</b>	<b>5.16%</b>	<b>0.69%</b>	<b>5.85%</b>	<b>88.28%</b>	<b>11.72%</b>
Medical & Dental	1.46%	1.41%	2.86%	0.00%	2.86%	100.00%	0.00%
Nursing & Midwifery	3.82%	0.83%	4.66%	0.66%	5.31%	87.62%	12.38%
Health & Social Care Professionals	4.33%	0.48%	4.80%	0.51%	5.31%	90.43%	9.57%
Management & Administrative	4.60%	0.25%	4.85%	0.23%	5.08%	95.39%	4.61%
General Support	6.11%	0.35%	6.46%	1.02%	7.49%	86.35%	13.65%
Patient & Client Care	4.90%	0.63%	5.53%	0.86%	6.39%	86.57%	13.43%

Health Service Absence Rate - by Staff Category: Aug 2024	Certified absence	Self- certified absence	Non Covid-19 absence	Covid-19 Absence	Total absence rate	% Non Covid-19 absence	% Covid-19 absence
<b>CHO 8</b>	<b>4.04%</b>	<b>0.40%</b>	<b>4.44%</b>	<b>0.78%</b>	<b>5.22%</b>	<b>85.04%</b>	<b>14.96%</b>
Medical & Dental	0.00%	0.00%	0.00%	0.00%	0.00%		
Nursing & Midwifery	4.64%	0.51%	5.16%	0.55%	5.70%	90.42%	9.58%
Health & Social Care Professionals	2.84%	0.40%	3.24%	1.21%	4.45%	72.73%	27.27%
Management & Administrative	3.20%	0.07%	3.27%	0.29%	3.56%	91.86%	8.14%
General Support	3.84%	0.48%	4.32%	0.83%	5.15%	83.93%	16.07%
Patient & Client Care	4.43%	0.41%	4.84%	0.75%	5.59%	86.55%	13.45%

Health Service Absence Rate - by Staff Category: Aug 2024	Certified absence	Self- certified absence	Non Covid-19 absence	Covid-19 Absence	Total absence rate	% Non Covid-19 absence	% Covid-19 absence
CHO 9	4.49%	0.35%	4.85%	0.57%	5.42%	89.43%	10.57%
Medical & Dental	1.91%	0.00%	1.91%	0.00%	1.91%	100.00%	0.00%
Nursing & Midwifery	3.44%	0.37%	3.81%	0.51%	4.32%	88.20%	11.80%
Health & Social Care Professionals	3.91%	0.26%	4.16%	0.42%	4.58%	90.82%	9.18%
Management & Administrative	4.25%	0.66%	4.91%	0.41%	5.32%	92.38%	7.62%
General Support	5.52%	0.37%	5.89%	0.66%	6.55%	89.89%	10.11%
Patient & Client Care	6.02%	0.37%	6.39%	0.86%	7.25%	88.11%	11.89%

Health Service Absence Rate - by Staff Category: Aug 2024	Certified absence	Self- certified absence	Non Covid-19 absence	Covid-19 Absence	Total absence rate	% Non Covid-19 absence	% Covid-19 absence
Other Comm	0.00%	0.00%	0.00%	0.00%	0.00%		
Medical & Dental							
Nursing & Midwifery							
Health & Social Care Professionals							
Management & Administrative	0.00%	0.00%	0.00%	0.00%	0.00%		
General Support							
Patient & Client Care							

Health Service Absence Rate - by Staff Category: Aug 2024	Certified absence	Self- certified absence	Non Covid-19 absence	Covid-19 Absence	Total absence rate	% Non Covid-19 absence	% Covid-19 absence
<b>Aurora</b>	<b>5.77%</b>	<b>0.53%</b>	<b>6.29%</b>	<b>0.18%</b>	<b>6.47%</b>	<b>97.25%</b>	<b>2.75%</b>
Medical & Dental							
Nursing & Midwifery	7.72%	0.00%	7.72%	0.45%	8.17%	94.52%	5.48%
Health & Social Care Professionals	8.56%	1.30%	9.86%	0.48%	10.35%	95.34%	4.66%
Management & Administrative	5.92%	0.18%	6.10%	0.00%	6.10%	100.00%	0.00%
General Support	0.00%	0.00%	0.00%	0.00%	0.00%		
Patient & Client Care	5.10%	0.55%	5.64%	0.11%	5.75%	98.09%	1.91%

Health Service Absence Rate - by Staff Category: Aug 2024	Certified absence	Self- certified absence	Non Covid-19 absence	Covid-19 Absence	Total absence rate	% Non Covid-19 absence	% Covid-19 absence
<b>Avista Dublin</b>	<b>3.02%</b>	<b>0.35%</b>	<b>3.38%</b>	<b>0.90%</b>	<b>4.28%</b>	<b>79.00%</b>	<b>21.00%</b>
Medical & Dental	0.00%	0.00%	0.00%	0.00%	0.00%		
Nursing & Midwifery	2.37%	0.24%	2.61%	0.82%	3.42%	76.11%	23.89%
Health & Social Care Professionals	3.39%	0.19%	3.58%	0.63%	4.21%	84.96%	15.04%
Management & Administrative	3.59%	1.73%	5.31%	0.12%	5.43%	97.81%	2.19%
General Support	2.03%	0.31%	2.33%	0.49%	2.82%	82.69%	17.31%
Patient & Client Care	3.36%	0.26%	3.62%	1.42%	5.04%	71.88%	28.12%

Health Service Absence Rate - by Staff Category: Aug 2024	Certified absence	Self- certified absence	Non Covid-19 absence	Covid-19 Absence	Total absence rate	% Non Covid-19 absence	% Covid-19 absence
<b>Avista Limerick</b>	<b>4.31%</b>	<b>0.37%</b>	<b>4.68%</b>	<b>0.30%</b>	<b>4.98%</b>	<b>93.96%</b>	<b>6.04%</b>
Medical & Dental							
Nursing & Midwifery	3.59%	0.35%	3.93%	0.35%	4.28%	91.88%	8.12%
Health & Social Care Professionals	4.11%	0.39%	4.50%	0.23%	4.73%	95.06%	4.94%
Management & Administrative	0.73%	0.00%	0.73%	0.00%	0.73%	100.00%	0.00%
General Support	7.06%	0.27%	7.33%	1.12%	8.44%	86.78%	13.22%
Patient & Client Care	5.20%	0.50%	5.71%	0.11%	5.81%	98.18%	1.82%

Health Service Absence Rate - by Staff Category: Aug 2024	Certified absence	Self- certified absence	Non Covid-19 absence	Covid-19 Absence	Total absence rate	% Non Covid-19 absence	% Covid-19 absence
<b>Avista Roscrea</b>	<b>3.40%</b>	<b>0.08%</b>	<b>3.48%</b>	<b>0.84%</b>	<b>4.32%</b>	<b>80.65%</b>	<b>19.35%</b>
Medical & Dental							
Nursing & Midwifery	2.52%	0.19%	2.71%	0.00%	2.71%	100.00%	0.00%
Health & Social Care Professionals	3.37%	0.00%	3.37%	1.48%	4.85%	69.40%	30.60%
Management & Administrative	5.70%	0.00%	5.70%	0.00%	5.70%	100.00%	0.00%
General Support	7.01%	0.00%	7.01%	1.20%	8.21%	85.40%	14.60%
Patient & Client Care	3.25%	0.08%	3.33%	0.94%	4.27%	77.98%	22.02%



Health Service Absence Rate - by Staff Category: Aug 2024	Certified absence	Self- certified absence	Non Covid-19 absence	Covid-19 Absence	Total absence rate	% Non Covid-19 absence	% Covid-19 absence
<b>Bros. of Charity, Clare</b>	<b>4.37%</b>	<b>0.42%</b>	<b>4.79%</b>	<b>0.57%</b>	<b>5.36%</b>	<b>89.43%</b>	<b>10.57%</b>
Medical & Dental	0.00%	0.00%	0.00%	0.00%	0.00%		
Nursing & Midwifery	0.00%	0.00%	0.00%	0.00%	0.00%		
Health & Social Care Professionals	2.80%	0.25%	3.05%	0.93%	3.98%	76.56%	23.44%
Management & Administrative	3.38%	0.15%	3.54%	0.00%	3.54%	100.00%	0.00%
General Support							
Patient & Client Care	4.87%	0.48%	5.35%	0.50%	5.86%	91.40%	8.60%

Health Service Absence Rate - by Staff Category: Aug 2024	Certified absence	Self- certified absence	Non Covid-19 absence	Covid-19 Absence	Total absence rate	% Non Covid-19 absence	% Covid-19 absence
<b>Bros. of Charity, Limerick</b>	<b>4.66%</b>	<b>0.55%</b>	<b>5.21%</b>	<b>0.53%</b>	<b>5.74%</b>	<b>90.78%</b>	<b>9.22%</b>
Medical & Dental							
Nursing & Midwifery	5.38%	0.60%	5.99%	1.32%	7.31%	81.90%	18.10%
Health & Social Care Professionals	2.93%	0.47%	3.40%	0.33%	3.73%	91.06%	8.94%
Management & Administrative	0.14%	0.72%	0.86%	1.52%	2.38%	36.23%	63.77%
General Support	2.37%	0.00%	2.37%	0.00%	2.37%	100.00%	0.00%
Patient & Client Care	5.40%	0.56%	5.96%	0.26%	6.22%	95.78%	4.22%

Health Service Absence Rate - by Staff Category: Aug 2024	Certified absence	Self- certified absence	Non Covid-19 absence	Covid-19 Absence	Total absence rate	% Non Covid-19 absence	% Covid-19 absence
<b>Bros. of Charity, Southern</b>	<b>3.66%</b>	<b>0.32%</b>	<b>3.98%</b>	<b>0.48%</b>	<b>4.46%</b>	<b>89.16%</b>	<b>10.84%</b>
Medical & Dental							
Nursing & Midwifery	5.81%	0.22%	6.02%	0.00%	6.02%	100.00%	0.00%
Health & Social Care Professionals	3.53%	0.32%	3.84%	0.23%	4.07%	94.27%	5.73%
Management & Administrative	4.90%	0.13%	5.02%	0.57%	5.59%	89.87%	10.13%
General Support	1.22%	0.00%	1.22%	2.57%	3.78%	32.14%	67.86%
Patient & Client Care	3.39%	0.36%	3.76%	0.59%	4.34%	86.53%	13.47%

Health Service Absence Rate - by Staff Category: Aug 2024	Certified absence	Self- certified absence	Non Covid-19 absence	Covid-19 Absence	Total absence rate	% Non Covid-19 absence	% Covid-19 absence
<b>Bros. of Charity, Waterford</b>	<b>7.17%</b>	<b>0.65%</b>	<b>7.82%</b>	<b>0.91%</b>	<b>8.74%</b>	<b>89.55%</b>	<b>10.45%</b>
Medical & Dental	100.00%	0.00%	100.00%	0.00%	100.00%	100.00%	0.00%
Nursing & Midwifery	7.27%	0.58%	7.86%	0.37%	8.23%	95.52%	4.48%
Health & Social Care Professionals	7.23%	0.74%	7.97%	2.73%	10.70%	74.45%	25.55%
Management & Administrative	7.37%	0.51%	7.88%	0.41%	8.29%	95.01%	4.99%
General Support	4.58%	0.00%	4.58%	0.00%	4.58%	100.00%	0.00%
Patient & Client Care	6.98%	0.67%	7.64%	0.69%	8.33%	91.75%	8.25%

Health Service Absence Rate - by Staff Category: Aug 2024	Certified absence	Self- certified absence	Non Covid-19 absence	Covid-19 Absence	Total absence rate	% Non Covid-19 absence	% Covid-19 absence
<b>Bros. of Charity, West Region</b>	<b>4.81%</b>	<b>0.36%</b>	<b>5.18%</b>	<b>0.34%</b>	<b>5.52%</b>	<b>93.80%</b>	<b>6.20%</b>
Medical & Dental	0.00%	0.00%	0.00%	0.00%	0.00%		
Nursing & Midwifery	6.09%	0.26%	6.36%	0.17%	6.52%	97.46%	2.54%
Health & Social Care Professionals	4.04%	0.19%	4.24%	0.33%	4.57%	92.81%	7.19%
Management & Administrative	4.09%	0.17%	4.26%	0.26%	4.52%	94.26%	5.74%
General Support	4.86%	0.00%	4.86%	0.00%	4.86%	100.00%	0.00%
Patient & Client Care	4.97%	0.51%	5.48%	0.42%	5.90%	92.93%	7.07%

Health Service Absence Rate - by Staff Category: Aug 2024	Certified absence	Self- certified absence	Non Covid-19 absence	Covid-19 Absence	Total absence rate	% Non Covid-19 absence	% Covid-19 absence
<b>Carriglea Cairde Services</b>	<b>3.94%</b>	<b>0.36%</b>	<b>4.31%</b>	<b>1.06%</b>	<b>5.36%</b>	<b>80.29%</b>	<b>19.71%</b>
Medical & Dental							
Nursing & Midwifery	9.36%	1.48%	10.84%	3.01%	13.85%	78.27%	21.73%
Health & Social Care Professionals	8.70%	0.00%	8.70%	0.53%	9.23%	94.21%	5.79%
Management & Administrative	0.00%	0.00%	0.00%	0.00%	0.00%		
General Support	0.00%	0.97%	0.97%	8.58%	9.56%	10.16%	89.84%
Patient & Client Care	1.68%	0.08%	1.76%	0.23%	2.00%	88.27%	11.73%

Health Service Absence Rate - by Staff Category: Aug 2024	Certified absence	Self- certified absence	Non Covid-19 absence	Covid-19 Absence	Total absence rate	% Non Covid-19 absence	% Covid-19 absence
<b>Central Remedial Clinic</b>	<b>5.68%</b>	<b>0.18%</b>	<b>5.87%</b>	<b>0.54%</b>	<b>6.40%</b>	<b>91.59%</b>	<b>8.41%</b>
Medical & Dental	0.00%	0.00%	0.00%	0.00%	0.00%		
Nursing & Midwifery	1.53%	0.00%	1.53%	0.00%	1.53%	100.00%	0.00%
Health & Social Care Professionals	3.29%	0.03%	3.33%	0.00%	3.33%	100.00%	0.00%
Management & Administrative	9.07%	0.23%	9.30%	0.00%	9.30%	100.00%	0.00%
General Support	0.00%	0.62%	0.62%	0.00%	0.62%	100.00%	0.00%
Patient & Client Care	10.09%	0.43%	10.52%	2.15%	12.67%	83.03%	16.97%

Health Service Absence Rate - by Staff Category: Aug 2024	Certified absence	Self- certified absence	Non Covid-19 absence	Covid-19 Absence	Total absence rate	% Non Covid-19 absence	% Covid-19 absence
<b>Cheeverstown House</b>	<b>5.41%</b>	<b>0.96%</b>	<b>6.37%</b>	<b>0.87%</b>	<b>7.23%</b>	<b>88.04%</b>	<b>11.96%</b>
Medical & Dental							
Nursing & Midwifery	5.01%	1.27%	6.28%	1.04%	7.33%	85.75%	14.25%
Health & Social Care Professionals	2.76%	0.76%	3.52%	1.03%	4.55%	77.33%	22.67%
Management & Administrative	3.35%	0.00%	3.35%	0.13%	3.49%	96.15%	3.85%
General Support	10.90%	0.21%	11.11%	0.95%	12.06%	92.14%	7.86%
Patient & Client Care	6.10%	1.08%	7.18%	0.82%	8.00%	89.71%	10.29%

Health Service Absence Rate - by Staff Category: Aug 2024	Certified absence	Self- certified absence	Non Covid-19 absence	Covid-19 Absence	Total absence rate	% Non Covid-19 absence	% Covid-19 absence
<b>Children's Sunshine Home</b>	<b>1.84%</b>	<b>0.47%</b>	<b>2.31%</b>	<b>1.41%</b>	<b>3.73%</b>	<b>62.08%</b>	<b>37.92%</b>
Medical & Dental							
Nursing & Midwifery	2.20%	0.64%	2.84%	1.27%	4.11%	69.07%	30.93%
Health & Social Care Professionals	0.00%	0.00%	0.00%	0.00%	0.00%		
Management & Administrative	0.00%	0.00%	0.00%	0.00%	0.00%		
General Support	0.00%	0.00%	0.00%	0.00%	0.00%		
Patient & Client Care	2.51%	0.52%	3.03%	2.61%	5.64%	53.70%	46.30%

Health Service Absence Rate - by Staff Category: Aug 2024	Certified absence	Self- certified absence	Non Covid-19 absence	Covid-19 Absence	Total absence rate	% Non Covid-19 absence	% Covid-19 absence
<b>Cope Foundation</b>	<b>4.41%</b>	<b>1.46%</b>	<b>5.86%</b>	<b>0.63%</b>	<b>6.49%</b>	<b>90.29%</b>	<b>9.71%</b>
Medical & Dental							
Nursing & Midwifery	4.94%	1.51%	6.45%	0.41%	6.86%	94.05%	5.95%
Health & Social Care Professionals	2.60%	1.69%	4.29%	0.16%	4.44%	96.51%	3.49%
Management & Administrative	1.02%	0.77%	1.79%	0.31%	2.10%	85.03%	14.97%
General Support	9.33%	1.03%	10.36%	1.02%	11.38%	91.01%	8.99%
Patient & Client Care	4.62%	1.47%	6.09%	0.80%	6.89%	88.45%	11.55%

Health Service Absence Rate - by Staff Category: Aug 2024	Certified absence	Self- certified absence	Non Covid-19 absence	Covid-19 Absence	Total absence rate	% Non Covid-19 absence	% Covid-19 absence
<b>Kare, Newbridge, Co Kildare</b>	<b>3.26%</b>	<b>0.24%</b>	<b>3.50%</b>	<b>0.34%</b>	<b>3.84%</b>	<b>91.12%</b>	<b>8.88%</b>
Medical & Dental							
Nursing & Midwifery	1.41%	0.00%	1.41%	0.55%	1.96%	71.83%	28.17%
Health & Social Care Professionals	3.88%	0.15%	4.03%	0.55%	4.58%	87.98%	12.02%
Management & Administrative	2.05%	0.53%	2.58%	0.68%	3.26%	79.04%	20.96%
General Support	0.00%	0.00%	0.00%	0.00%	0.00%		
Patient & Client Care	3.32%	0.28%	3.60%	0.16%	3.76%	95.82%	4.18%

Health Service Absence Rate - by Staff Category: Aug 2024	Certified absence	Self- certified absence	Non Covid-19 absence	Covid-19 Absence	Total absence rate	% Non Covid-19 absence	% Covid-19 absence
<b>Muiriosa Foundation, Laois/Offaly</b>	<b>5.07%</b>	<b>0.27%</b>	<b>5.33%</b>	<b>1.59%</b>	<b>6.92%</b>	<b>77.08%</b>	<b>22.92%</b>
Medical & Dental							
Nursing & Midwifery	9.33%	0.00%	9.33%	1.28%	10.62%	87.90%	12.10%
Health & Social Care Professionals	4.58%	0.36%	4.94%	3.24%	8.18%	60.40%	39.60%
Management & Administrative	5.68%	0.30%	5.98%	0.00%	5.98%	100.00%	0.00%
General Support	0.00%	0.00%	0.00%	0.00%	0.00%		
Patient & Client Care	4.73%	0.26%	4.99%	0.79%	5.78%	86.29%	13.71%

Health Service Absence Rate - by Staff Category: Aug 2024	Certified absence	Self- certified absence	Non Covid-19 absence	Covid-19 Absence	Total absence rate	% Non Covid-19 absence	% Covid-19 absence
<b>Muiriosa Foundation, Longford/W</b>	<b>0.49%</b>	<b>0.17%</b>	<b>0.66%</b>	<b>0.44%</b>	<b>1.10%</b>	<b>60.32%</b>	<b>39.68%</b>
Medical & Dental							
Nursing & Midwifery	0.00%	0.00%	0.00%	1.45%	1.45%	0.00%	100.00%
Health & Social Care Professionals	0.00%	0.29%	0.29%	0.38%	0.67%	43.57%	56.43%
Management & Administrative	0.00%	0.00%	0.00%	0.78%	0.78%	0.00%	100.00%
General Support	0.00%	0.00%	0.00%	0.00%	0.00%		
Patient & Client Care	0.89%	0.13%	1.02%	0.37%	1.39%	73.22%	26.78%

Health Service Absence Rate - by Staff Category: Aug 2024	Certified absence	Self- certified absence	Non Covid-19 absence	Covid-19 Absence	Total absence rate	% Non Covid-19 absence	% Covid-19 absence
<b>Muiriosa Foundation, South Kilda</b>	<b>0.72%</b>	<b>0.42%</b>	<b>1.14%</b>	<b>0.98%</b>	<b>2.12%</b>	<b>53.84%</b>	<b>46.16%</b>
Medical & Dental							
Nursing & Midwifery	0.00%	0.14%	0.14%	0.45%	0.59%	23.53%	76.47%
Health & Social Care Professionals	0.73%	0.57%	1.30%	0.73%	2.03%	63.95%	36.05%
Management & Administrative	3.50%	0.07%	3.57%	0.18%	3.75%	95.07%	4.93%
General Support	0.00%	0.29%	0.29%	1.22%	1.52%	19.30%	80.70%
Patient & Client Care	0.50%	0.47%	0.97%	1.35%	2.32%	41.81%	58.19%

Health Service Absence Rate - by Staff Category: Aug 2024	Certified absence	Self- certified absence	Non Covid-19 absence	Covid-19 Absence	Total absence rate	% Non Covid-19 absence	% Covid-19 absence
<b>Peamount Hospital (Newcastle)</b>	<b>4.63%</b>	<b>0.86%</b>	<b>5.48%</b>	<b>1.09%</b>	<b>6.58%</b>	<b>83.36%</b>	<b>16.64%</b>
Medical & Dental	1.59%	1.53%	3.12%	0.00%	3.12%	100.00%	0.00%
Nursing & Midwifery	3.14%	0.76%	3.90%	0.41%	4.31%	90.39%	9.61%
Health & Social Care Professionals	7.66%	0.76%	8.42%	0.19%	8.60%	97.84%	2.16%
Management & Administrative	2.82%	0.27%	3.08%	0.31%	3.40%	90.76%	9.24%
General Support	3.41%	0.44%	3.86%	0.82%	4.67%	82.53%	17.47%
Patient & Client Care	5.46%	1.11%	6.57%	2.02%	8.59%	76.51%	23.49%

Health Service Absence Rate - by Staff Category: Aug 2024	Certified absence	Self- certified absence	Non Covid-19 absence	Covid-19 Absence	Total absence rate	% Non Covid-19 absence	% Covid-19 absence
<b>Stewart's Hospital, (Palmerstown)</b>							
Medical & Dental							
Nursing & Midwifery							
Health & Social Care Professionals							
Management & Administrative							
General Support							
Patient & Client Care							



Health Service Absence Rate - by Staff Category: Aug 2024	Certified absence	Self- certified absence	Non Covid-19 absence	Covid-19 Absence	Total absence rate	% Non Covid-19 absence	% Covid-19 absence
<b>St. John of God, Drumcar</b>	<b>4.89%</b>	<b>0.46%</b>	<b>5.35%</b>	<b>0.69%</b>	<b>6.04%</b>	<b>88.57%</b>	<b>11.43%</b>
Medical & Dental	0.00%	0.00%	0.00%	0.00%	0.00%		
Nursing & Midwifery	4.48%	0.54%	5.02%	0.54%	5.56%	90.34%	9.66%
Health & Social Care Professionals	7.02%	0.67%	7.68%	0.44%	8.12%	94.54%	5.46%
Management & Administrative	3.89%	0.00%	3.89%	0.50%	4.40%	88.54%	11.46%
General Support	10.89%	1.09%	11.98%	1.26%	13.24%	90.52%	9.48%
Patient & Client Care	4.57%	0.38%	4.95%	0.82%	5.77%	85.83%	14.17%

Health Service Absence Rate - by Staff Category: Aug 2024	Certified absence	Self- certified absence	Non Covid-19 absence	Covid-19 Absence	Total absence rate	% Non Covid-19 absence	% Covid-19 absence
<b>St John of God HQ</b>	<b>2.20%</b>	<b>0.00%</b>	<b>2.20%</b>	<b>0.00%</b>	<b>2.20%</b>	<b>100.00%</b>	<b>0.00%</b>
Medical & Dental							
Nursing & Midwifery	0.00%	0.00%	0.00%	0.00%	0.00%		
Health & Social Care Professionals	0.00%	0.00%	0.00%	0.00%	0.00%		
Management & Administrative	2.49%	0.00%	2.49%	0.00%	2.49%	100.00%	0.00%
General Support	0.00%	0.00%	0.00%	0.00%	0.00%		
Patient & Client Care							

Health Service Absence Rate - by Staff Category: Aug 2024	Certified absence	Self- certified absence	Non Covid-19 absence	Covid-19 Absence	Total absence rate	% Non Covid-19 absence	% Covid-19 absence
<b>St. John of God (IDS)</b>	<b>3.51%</b>	<b>0.40%</b>	<b>3.91%</b>	<b>0.62%</b>	<b>4.53%</b>	<b>86.33%</b>	<b>13.67%</b>
Medical & Dental	0.00%	0.00%	0.00%	0.00%	0.00%		
Nursing & Midwifery	3.79%	0.43%	4.22%	0.27%	4.48%	94.01%	5.99%
Health & Social Care Professionals	4.29%	0.44%	4.74%	0.23%	4.97%	95.31%	4.69%
Management & Administrative	3.01%	0.41%	3.42%	0.00%	3.42%	100.00%	0.00%
General Support	1.29%	0.00%	1.29%	0.00%	1.29%	100.00%	0.00%
Patient & Client Care	2.88%	0.40%	3.28%	1.37%	4.65%	70.54%	29.46%

Health Service Absence Rate - by Staff Category: Aug 2024	Certified absence	Self- certified absence	Non Covid-19 absence	Covid-19 Absence	Total absence rate	% Non Covid-19 absence	% Covid-19 absence
<b>St. John of God, Kerry</b>	<b>7.01%</b>	<b>0.70%</b>	<b>7.71%</b>	<b>0.89%</b>	<b>8.60%</b>	<b>89.61%</b>	<b>10.39%</b>
Medical & Dental							
Nursing & Midwifery	13.92%	0.48%	14.40%	2.34%	16.74%	86.02%	13.98%
Health & Social Care Professionals	5.69%	0.93%	6.62%	0.00%	6.62%	100.00%	0.00%
Management & Administrative	2.14%	0.28%	2.42%	0.85%	3.28%	73.91%	26.09%
General Support	0.58%	0.11%	0.69%	0.87%	1.56%	44.14%	55.86%
Patient & Client Care	6.80%	0.83%	7.63%	0.74%	8.36%	91.19%	8.81%

Health Service Absence Rate - by Staff Category: Aug 2024	Certified absence	Self- certified absence	Non Covid-19 absence	Covid-19 Absence	Total absence rate	% Non Covid-19 absence	% Covid-19 absence
<b>St. John of God Liffey Services</b>	<b>4.92%</b>	<b>0.44%</b>	<b>5.37%</b>	<b>0.55%</b>	<b>5.92%</b>	<b>90.66%</b>	<b>9.34%</b>
Medical & Dental	0.00%	0.00%	0.00%	0.00%	0.00%		
Nursing & Midwifery	4.01%	0.66%	4.67%	0.56%	5.23%	89.22%	10.78%
Health & Social Care Professionals	4.52%	0.55%	5.07%	0.54%	5.61%	90.41%	9.59%
Management & Administrative	7.31%	0.13%	7.45%	0.00%	7.45%	100.00%	0.00%
General Support	6.71%	0.33%	7.04%	1.33%	8.37%	84.11%	15.89%
Patient & Client Care	5.17%	0.31%	5.48%	0.52%	6.00%	91.39%	8.61%

Health Service Absence Rate - by Staff Category: Aug 2024	Certified absence	Self- certified absence	Non Covid-19 absence	Covid-19 Absence	Total absence rate	% Non Covid-19 absence	% Covid-19 absence
<b>St. Michael's House, Dublin</b>	<b>4.88%</b>	<b>0.32%</b>	<b>5.20%</b>	<b>0.38%</b>	<b>5.58%</b>	<b>93.27%</b>	<b>6.73%</b>
Medical & Dental	3.47%	0.00%	3.47%	0.00%	3.47%	100.00%	0.00%
Nursing & Midwifery	4.06%	0.31%	4.37%	0.33%	4.69%	93.05%	6.95%
Health & Social Care Professionals	4.31%	0.32%	4.63%	0.42%	5.05%	91.67%	8.33%
Management & Administrative	2.57%	0.08%	2.66%	0.44%	3.09%	85.89%	14.11%
General Support	10.33%	0.48%	10.81%	1.11%	11.93%	90.66%	9.34%
Patient & Client Care	6.72%	0.38%	7.11%	0.18%	7.29%	97.48%	2.52%

Health Service Absence Rate - by Staff Category: Aug 2024	Certified absence	Self- certified absence	Non Covid-19 absence	Covid-19 Absence	Total absence rate	% Non Covid-19 absence	% Covid-19 absence
Sunbeam House Services	3.80%	0.35%	4.15%	0.56%	4.71%	88.11%	11.89%
Medical & Dental							
Nursing & Midwifery	6.29%	0.00%	6.29%	0.64%	6.93%	90.72%	9.28%
Health & Social Care Professionals	3.57%	0.45%	4.03%	0.70%	4.73%	85.18%	14.82%
Management & Administrative	3.66%	0.40%	4.06%	0.61%	4.68%	86.89%	13.11%
General Support	3.20%	0.22%	3.42%	0.00%	3.42%	100.00%	0.00%
Patient & Client Care	3.71%	0.28%	3.99%	0.40%	4.39%	90.84%	9.16%

Year / Month	Certified absence	Self-certified absence	Non Covid-19 absence	Covid-19 Absence	Total absence rate	Medical & Dental	Nursing & Midwifery	Health & Social Care Professionals	Management & Administrative	General Support	Patient & Client Care
Aug 2024	5.02%	0.52%	5.54%	0.62%	6.16%	3.49%	6.63%	5.11%	5.01%	6.43%	6.68%
Jul 2024	5.33%	0.58%	5.91%	0.97%	6.88%	4.03%	7.04%	5.94%	5.38%	6.51%	7.56%
Jun 2024	5.20%	0.56%	5.75%	0.62%	6.37%	3.63%	6.69%	5.23%	4.72%	6.45%	7.04%
May 2024	5.19%	0.57%	5.76%	0.21%	5.97%	3.19%	6.49%	4.80%	4.15%	6.31%	6.60%
Apr 2024	5.12%	0.54%	5.66%	0.18%	5.85%	4.70%	6.14%	5.16%	3.76%	6.37%	6.37%
Mar 2024	5.11%	0.55%	5.66%	0.19%	5.84%	1.04%	6.10%	4.80%	4.11%	5.88%	6.54%
Feb 2024	5.11%	0.61%	5.72%	0.34%	6.06%	3.49%	6.27%	5.11%	3.92%	6.69%	6.74%
Jan 2024	5.30%	0.70%	5.99%	0.64%	6.63%	2.95%	7.04%	5.64%	3.86%	7.12%	7.40%
2024	5.17%	0.58%	5.75%	0.47%	6.22%	3.32%	6.55%	5.22%	4.35%	6.47%	6.87%
Dec 2023	5.04%	0.70%	5.74%	0.60%	6.34%	3.87%	6.71%	5.58%	4.39%	7.36%	6.79%
Nov 2023	5.07%	0.65%	5.72%	0.40%	6.12%	0.52%	6.83%	5.17%	4.19%	6.37%	6.65%
Oct 2023	5.00%	0.61%	5.60%	0.57%	6.17%	1.25%	6.78%	5.15%	4.32%	7.05%	6.69%
Sep 2023	5.02%	0.57%	5.59%	0.81%	6.40%	0.66%	6.85%	5.44%	3.92%	6.27%	7.13%
Aug 2023	5.27%	0.58%	5.84%	0.78%	6.62%	1.95%	7.10%	5.38%	4.50%	7.29%	7.35%
Jul 2023	4.69%	0.55%	5.24%	0.38%	5.62%	0.59%	6.09%	4.49%	3.59%	7.20%	6.20%
Jun 2023	4.96%	0.56%	5.52%	0.30%	5.82%	2.28%	6.50%	4.87%	4.21%	5.97%	6.25%
May 2023	4.97%	0.51%	5.48%	0.39%	5.87%	1.41%	5.99%	5.15%	4.00%	6.85%	6.41%
Apr 2023	4.86%	0.54%	5.40%	0.45%	5.85%	1.00%	6.08%	5.15%	3.78%	6.88%	6.35%
Mar 2023	4.87%	0.58%	5.45%	0.55%	6.00%	0.83%	5.85%	5.57%	4.28%	7.22%	6.47%
Feb 2023	4.39%	0.53%	4.91%	0.45%	5.36%	3.87%	5.61%	4.43%	4.03%	6.53%	5.88%
Jan 2023	5.10%	0.66%	5.77%	0.90%	6.67%	3.33%	7.07%	5.68%	3.94%	7.18%	7.38%
2023	4.94%	0.59%	5.52%	0.55%	6.07%	1.75%	6.45%	5.17%	4.10%	6.84%	6.63%
Dec 2022	5.37%	0.74%	6.11%	1.19%	7.30%	0.90%	7.26%	6.63%	4.38%	7.01%	8.13%
Nov 2022	4.66%	0.56%	5.22%	0.73%	5.95%	1.46%	6.47%	4.83%	3.64%	6.19%	6.73%
Oct 2022	4.92%	0.61%	5.52%	0.80%	6.33%	1.83%	6.25%	5.27%	3.70%	6.77%	7.31%
Sep 2022	5.06%	0.60%	5.66%	0.71%	6.37%	1.58%	6.74%	4.97%	4.16%	6.40%	7.26%
Aug 2022	4.98%	0.47%	5.45%	0.91%	6.36%	3.43%	6.35%	5.40%	3.75%	6.27%	7.38%
Jul 2022	5.21%	0.47%	5.69%	2.02%	7.71%	3.32%	7.88%	6.30%	4.70%	7.61%	8.79%
Jun 2022	4.73%	0.65%	5.38%	1.77%	7.15%	3.41%	7.17%	6.27%	4.93%	6.55%	7.97%
May 2022	4.56%	0.61%	5.17%	1.05%	6.22%	3.56%	6.74%	4.19%	4.51%	6.56%	7.44%
Apr 2022	4.79%	0.67%	5.46%	2.85%	8.31%	1.64%	9.11%	6.97%	5.10%	8.60%	9.11%
Mar 2022	4.83%	0.70%	5.53%	4.45%	9.98%	3.16%	11.46%	8.09%	7.17%	9.99%	10.72%
Feb 2022	4.18%	0.64%	4.83%	2.92%	7.75%	1.40%	8.51%	6.74%	5.06%	6.78%	8.46%
Jan 2022	4.26%	0.64%	4.90%	5.09%	9.99%	1.46%	10.96%	8.37%	6.01%	8.31%	11.16%
2022	4.79%	0.61%	5.41%	2.04%	7.44%	2.49%	7.93%	6.12%	4.74%	7.19%	8.38%
Dec 2021	4.64%	0.67%	5.30%	2.77%	8.08%	3.03%	8.69%	6.92%	4.87%	7.74%	8.89%
Nov 2021	4.87%	0.73%	5.61%	2.45%	8.05%	3.69%	9.12%	6.90%	5.86%	7.16%	8.63%
Oct 2021	4.78%	0.55%	5.33%	1.29%	6.62%	2.97%	7.65%	5.70%	4.64%	6.63%	6.97%
Sep 2021	4.62%	0.51%	5.14%	0.98%	6.12%	7.70%	6.87%	5.19%	4.18%	5.48%	6.59%
Aug 2021	4.60%	0.38%	4.98%	0.88%	5.86%	10.75%	6.05%	4.80%	3.98%	4.96%	6.62%
Jul 2021	4.53%	0.42%	4.94%	0.59%	5.54%	5.18%	5.84%	4.71%	3.46%	6.24%	6.04%
Jun 2021	4.10%	0.51%	4.61%	0.54%	5.15%	3.20%	5.39%	4.28%	3.04%	5.23%	5.79%
May 2021	3.87%	0.41%	4.28%	0.67%	4.96%	2.52%	5.19%	4.20%	2.32%	4.47%	5.67%
Apr 2021	3.90%	0.38%	4.29%	0.84%	5.13%	2.01%	5.81%	4.54%	2.66%	5.36%	5.49%
Mar 2021	3.96%	0.49%	4.46%	1.02%	5.48%	2.20%	5.72%	4.88%	3.13%	5.29%	6.06%
Feb 2021	4.35%	0.55%	4.90%	1.99%	6.89%	1.33%	7.54%	6.11%	2.94%	6.11%	7.70%
Jan 2021	4.57%	0.35%	4.92%	4.48%	9.40%	0.92%	10.46%	8.06%	3.52%	9.46%	10.50%
2021	4.40%	0.50%	4.90%	1.55%	6.44%	3.86%	7.02%	5.53%	3.72%	6.16%	7.09%

Year / Month	Certified absence	Self-certified absence	Non Covid-19 absence	Covid-19 Absence	Total absence rate	CHO 1	CHO 2	CHO 3	CHO 4	CHO 5	CHO 6	CHO 7	CHO 8	CHO 9	Other Comm	Social Care
Aug 2024	5.02%	0.52%	5.54%	0.62%	6.16%	9.36%	6.31%	5.59%	6.19%	7.70%	5.26%	5.85%	5.22%	5.42%	0.00%	6.16%
Jul 2024	5.33%	0.58%	5.91%	0.97%	6.88%	10.91%	6.51%	6.62%	7.42%	7.76%	6.12%	6.24%	6.68%	5.56%	0.00%	6.88%
Jun 2024	5.20%	0.56%	5.75%	0.62%	6.37%	10.37%	6.39%	5.96%	6.41%	7.54%	6.19%	5.61%	6.19%	5.35%	0.00%	6.37%
May 2024	5.19%	0.57%	5.76%	0.21%	5.97%	9.79%	5.59%	5.97%	5.44%	7.06%	5.62%	5.70%	5.74%	4.76%	0.00%	5.97%
Apr 2024	5.12%	0.54%	5.66%	0.18%	5.85%	9.11%	6.37%	5.90%	5.91%	6.70%	4.53%	5.10%	5.27%	5.12%	0.00%	5.85%
Mar 2024	5.11%	0.55%	5.66%	0.19%	5.84%	9.90%	6.16%	5.25%	5.88%	7.26%	4.84%	5.13%	5.58%	4.78%	0.00%	5.84%
Feb 2024	5.11%	0.61%	5.72%	0.34%	6.06%	9.69%	5.77%	5.38%	6.09%	6.47%	5.88%	5.40%	6.37%	5.15%	0.00%	6.06%
Jan 2024	5.30%	0.70%	5.99%	0.64%	6.63%	10.84%	7.26%	6.01%	6.72%	7.24%	5.91%	5.80%	6.64%	5.34%	0.00%	6.63%
2024	5.17%	0.58%	5.75%	0.47%	6.22%	10.01%	6.26%	5.83%	6.24%	7.21%	5.45%	5.59%	5.99%	5.18%	0.00%	6.22%
Dec 2023	5.04%	0.70%	5.74%	0.60%	6.34%	9.89%	6.75%	5.25%	6.45%	7.10%	6.32%	5.20%	6.03%	6.02%	3.53%	6.34%
Nov 2023	5.07%	0.65%	5.72%	0.40%	6.12%	9.25%	6.15%	5.44%	6.18%	6.52%	5.86%	5.48%	6.21%	5.44%	0.00%	6.12%
Oct 2023	5.00%	0.61%	5.60%	0.57%	6.17%	9.05%	5.76%	5.88%	6.42%	6.79%	5.30%	5.68%	5.96%	5.69%	0.00%	6.17%
Sep 2023	5.02%	0.57%	5.59%	0.81%	6.40%	8.71%	5.81%	6.18%	6.84%	7.88%	5.00%	6.00%	6.20%	5.68%	0.00%	6.40%
Aug 2023	5.27%	0.58%	5.84%	0.78%	6.62%	9.37%	6.75%	6.04%	6.92%	8.43%	5.68%	6.03%	7.04%	5.29%	0.00%	6.62%
Jul 2023	4.69%	0.55%	5.24%	0.38%	5.62%	7.82%	6.25%	5.58%	5.52%	6.89%	5.27%	4.99%	5.55%	5.13%	2.98%	5.62%
Jun 2023	4.96%	0.56%	5.52%	0.30%	5.82%	7.72%	5.88%	5.29%	5.61%	7.71%	5.28%	5.06%	6.01%	5.27%	3.16%	5.82%
May 2023	4.97%	0.51%	5.48%	0.39%	5.87%	7.97%	5.64%	5.57%	5.71%	7.23%	5.18%	5.64%	5.86%	5.15%	0.00%	5.87%
Apr 2023	4.86%	0.54%	5.40%	0.45%	5.85%	7.82%	5.97%	5.50%	6.15%	7.22%	5.23%	5.43%	5.70%	5.01%	0.00%	5.85%
Mar 2023	4.87%	0.58%	5.45%	0.55%	6.00%	8.55%	5.23%	4.92%	5.62%	7.65%	6.11%	6.13%	5.80%	5.28%	0.00%	6.00%
Feb 2023	4.39%	0.53%	4.91%	0.45%	5.36%	8.14%	5.11%	5.01%	5.42%	7.48%	4.65%	4.87%	5.01%	4.50%	11.15%	5.36%
Jan 2023	5.10%	0.66%	5.77%	0.90%	6.67%	9.92%	6.34%	6.15%	6.60%	8.30%	5.63%	6.20%	7.51%	5.10%	11.94%	6.67%
2023	4.94%	0.59%	5.52%	0.55%	6.07%	8.69%	5.87%	5.57%	6.12%	7.43%	5.45%	5.56%	6.06%	5.29%	2.46%	6.07%
Dec 2022	5.37%	0.74%	6.11%	1.19%	7.30%	11.01%	6.50%	6.74%	7.15%	9.88%	6.82%	6.74%	7.09%	6.03%	0.00%	7.30%
Nov 2022	4.66%	0.56%	5.22%	0.73%	5.95%	8.32%	5.64%	5.36%	6.53%	7.89%	4.77%	5.65%	6.96%	4.37%	0.00%	5.95%
Oct 2022	4.92%	0.61%	5.52%	0.80%	6.33%	9.67%	5.90%	5.51%	7.08%	8.35%	5.84%	5.53%	6.90%	4.77%	0.00%	6.33%
Sep 2022	5.06%	0.60%	5.66%	0.71%	6.37%	9.19%	6.01%	4.95%	6.29%	8.29%	5.16%	6.33%	7.01%	5.18%	0.00%	6.37%
Aug 2022	4.98%	0.47%	5.45%	0.91%	6.36%	10.34%	6.20%	4.65%	6.50%	8.67%	4.40%	5.93%	7.24%	4.93%	2.21%	6.36%
Jul 2022	5.21%	0.47%	5.69%	2.02%	7.71%	10.59%	7.00%	7.06%	7.69%	9.80%	6.03%	7.30%	8.97%	6.11%	0.00%	7.71%
Jun 2022	4.73%	0.65%	5.38%	1.77%	7.15%	8.56%	7.86%	5.63%	7.66%	8.62%	7.26%	7.17%	7.74%	5.48%	0.73%	7.15%
May 2022	4.56%	0.61%	5.17%	1.05%	6.22%	8.08%	5.97%	5.37%	6.20%	7.88%	5.05%	6.27%	6.99%	5.14%	0.00%	6.22%
Apr 2022	4.79%	0.67%	5.46%	2.85%	8.31%	9.72%	7.79%	8.35%	10.71%	9.49%	6.61%	7.97%	8.71%	6.21%	0.00%	8.31%
Mar 2022	4.83%	0.70%	5.53%	4.45%	9.98%	13.34%	8.93%	8.45%	11.19%	11.57%	9.34%	9.99%	10.96%	7.75%	0.00%	9.98%
Feb 2022	4.18%	0.64%	4.83%	2.92%	7.75%	10.20%	7.00%	7.75%	8.41%	9.02%	7.99%	7.34%	8.07%	6.09%	0.00%	7.75%
Jan 2022	4.26%	0.64%	4.90%	5.09%	9.99%	11.55%	10.36%	9.58%	12.16%	12.28%	8.23%	8.44%	11.04%	7.99%	1.50%	9.99%
2022	4.79%	0.61%	5.41%	2.04%	7.44%	10.04%	7.04%	6.62%	8.13%	9.32%	6.45%	7.05%	8.16%	5.81%	0.37%	7.44%
Dec 2021	4.64%	0.67%	5.30%	2.77%	8.08%	10.17%	7.70%	7.69%	10.20%	9.23%	6.27%	8.38%	7.05%	6.53%	0.68%	8.08%
Nov 2021	4.87%	0.73%	5.61%	2.45%	8.05%	9.83%	6.71%	7.63%	10.32%	8.22%	6.75%	7.91%	7.98%	7.06%	0.00%	8.05%
Oct 2021	4.78%	0.55%	5.33%	1.29%	6.62%	8.71%	5.36%	6.37%	8.10%	6.68%	5.24%	6.58%	6.88%	5.90%	0.00%	6.62%
Sep 2021	4.62%	0.51%	5.14%	0.98%	6.12%	8.30%	4.60%	5.35%	6.89%	5.96%	6.28%	6.34%	6.85%	5.02%	1.91%	6.12%
Aug 2021	4.60%	0.38%	4.98%	0.88%	5.86%	8.92%	4.60%	4.80%	6.04%	6.41%	5.69%	6.18%	6.12%	4.88%	0.00%	5.86%
Jul 2021	4.53%	0.42%	4.94%	0.59%	5.54%	8.25%	4.40%	4.06%	5.35%	5.80%	6.10%	5.78%	6.33%	4.88%	0.00%	5.54%
Jun 2021	4.10%	0.51%	4.61%	0.54%	5.15%	7.13%	4.79%	4.47%	5.65%	5.26%	4.98%	5.06%	5.33%	4.49%	0.00%	5.15%
May 2021	3.87%	0.41%	4.28%	0.67%	4.96%	6.58%	4.59%	4.71%	5.48%	4.84%	4.34%	5.09%	5.04%	4.33%	0.00%	4.96%
Apr 2021	3.90%	0.38%	4.29%	0.84%	5.13%	6.16%	4.55%	3.91%	5.14%	5.29%	4.97%	5.85%	5.61%	4.63%	0.00%	5.13%
Mar 2021	3.96%	0.49%	4.46%	1.02%	5.48%	7.09%	6.17%	4.47%	5.44%	6.38%	4.50%	5.53%	5.93%	4.72%	0.00%	5.48%
Feb 2021	4.35%	0.55%	4.90%	1.99%	6.89%	8.50%	7.63%	5.86%	6.73%	8.99%	6.21%	6.62%	7.66%	5.56%	0.00%	6.89%
Jan 2021	4.57%	0.35%	4.92%	4.48%	9.40%	12.27%	9.04%	8.79%	10.05%	11.27%	8.93%	9.56%	8.72%	7.84%	0.00%	9.40%
2021	4.40%	0.50%	4.90%	1.55%	6.44%	8.49%	5.81%	5.69%	7.14%	7.01%	5.83%	6.58%	6.65%	5.48%	0.23%	6.44%

