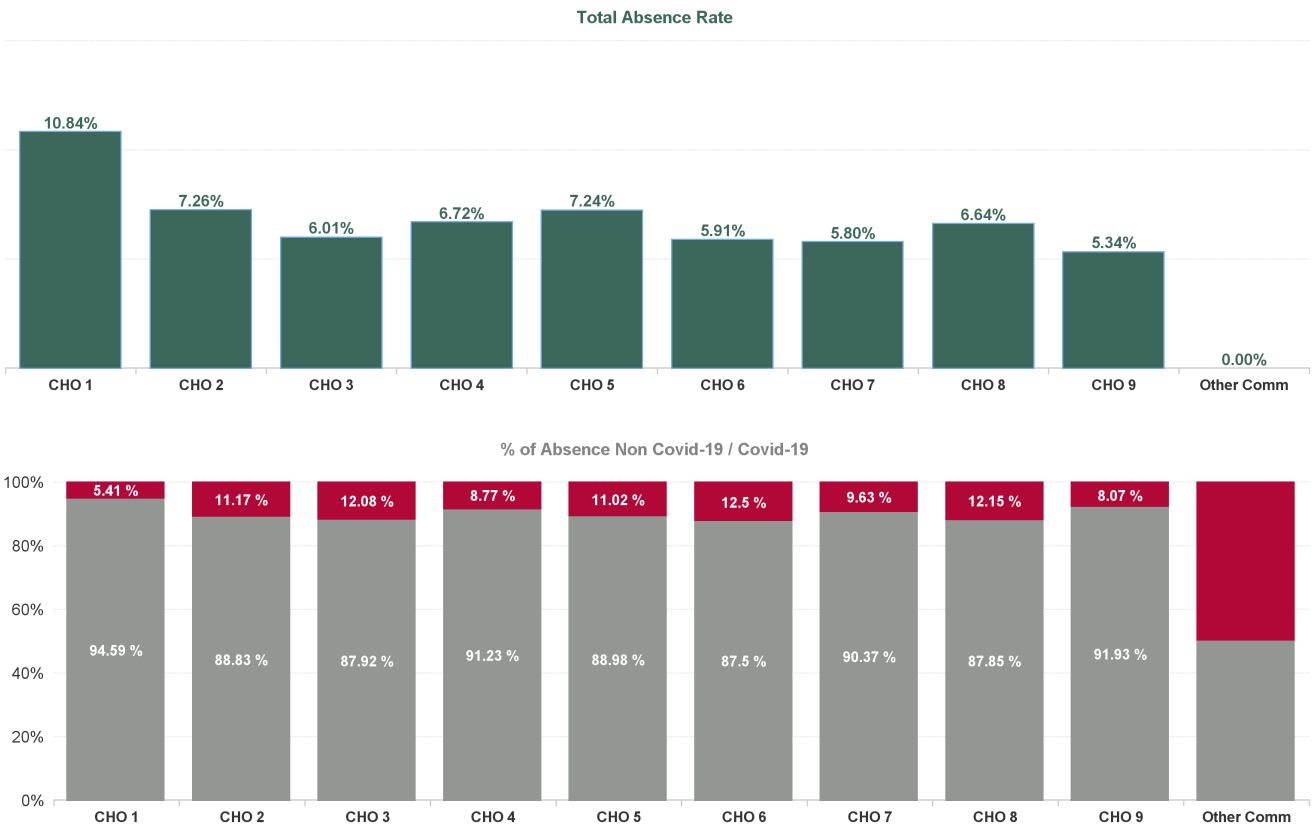


January 2024

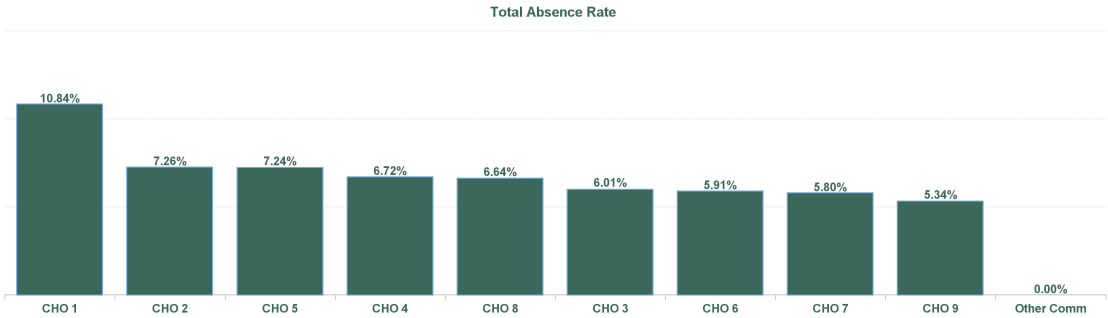
| Health Service Absence Rate - by Staff Category: Jan 2024 | Certified absence | Self-certified absence | Non Covid-19 absence | Covid-19 Absence | Total absence rate | % Non Covid-19 absence | % Covid-19 absence |
|---|-------------------|------------------------|----------------------|------------------|--------------------|------------------------|--------------------|
| Disabilities | 5.30% | 0.70% | 5.99% | 0.64% | 6.63% | 90.38% | 9.62% |
| Medical & Dental | 2.65% | 0.00% | 2.65% | 0.30% | 2.95% | 89.75% | 10.25% |
| Nursing & Midwifery | 5.65% | 0.75% | 6.41% | 0.63% | 7.04% | 91.08% | 8.92% |
| Health & Social Care Professionals | 4.39% | 0.63% | 5.02% | 0.62% | 5.64% | 89.08% | 10.92% |
| Management & Administrative | 3.17% | 0.35% | 3.52% | 0.35% | 3.86% | 91.06% | 8.94% |
| General Support | 5.97% | 0.60% | 6.57% | 0.55% | 7.12% | 92.26% | 7.74% |
| Patient & Client Care | 5.91% | 0.78% | 6.69% | 0.71% | 7.40% | 90.38% | 9.62% |

| Health Service Absence Rate - by Hospital Group: Jan 2024 | Certified absence | Self-certified absence | Non Covid-19 absence | Covid-19 Absence | Total absence rate | % Non Covid-19 absence | % Covid-19 absence |
|---|-------------------|------------------------|----------------------|------------------|--------------------|------------------------|--------------------|
| Disabilities | 5.30% | 0.70% | 5.99% | 0.64% | 6.63% | 90.38% | 9.62% |
| CHO 1 | 9.43% | 0.82% | 10.25% | 0.59% | 10.84% | 94.59% | 5.41% |
| CHO 2 | 5.83% | 0.62% | 6.45% | 0.81% | 7.26% | 88.83% | 11.17% |
| CHO 3 | 4.78% | 0.51% | 5.29% | 0.73% | 6.01% | 87.92% | 12.08% |
| CHO 4 | 4.98% | 1.15% | 6.13% | 0.59% | 6.72% | 91.23% | 8.77% |
| CHO 5 | 5.69% | 0.75% | 6.44% | 0.80% | 7.24% | 88.98% | 11.02% |
| CHO 6 | 4.49% | 0.68% | 5.17% | 0.74% | 5.91% | 87.50% | 12.50% |
| CHO 7 | 4.53% | 0.71% | 5.24% | 0.56% | 5.80% | 90.37% | 9.63% |
| CHO 8 | 5.26% | 0.57% | 5.83% | 0.81% | 6.64% | 87.85% | 12.15% |
| CHO 9 | 4.41% | 0.51% | 4.91% | 0.43% | 5.34% | 91.93% | 8.07% |
| Other Community Services | 0.00% | 0.00% | 0.00% | 0.00% | 0.00% | #DIV/0 | #DIV/0 |



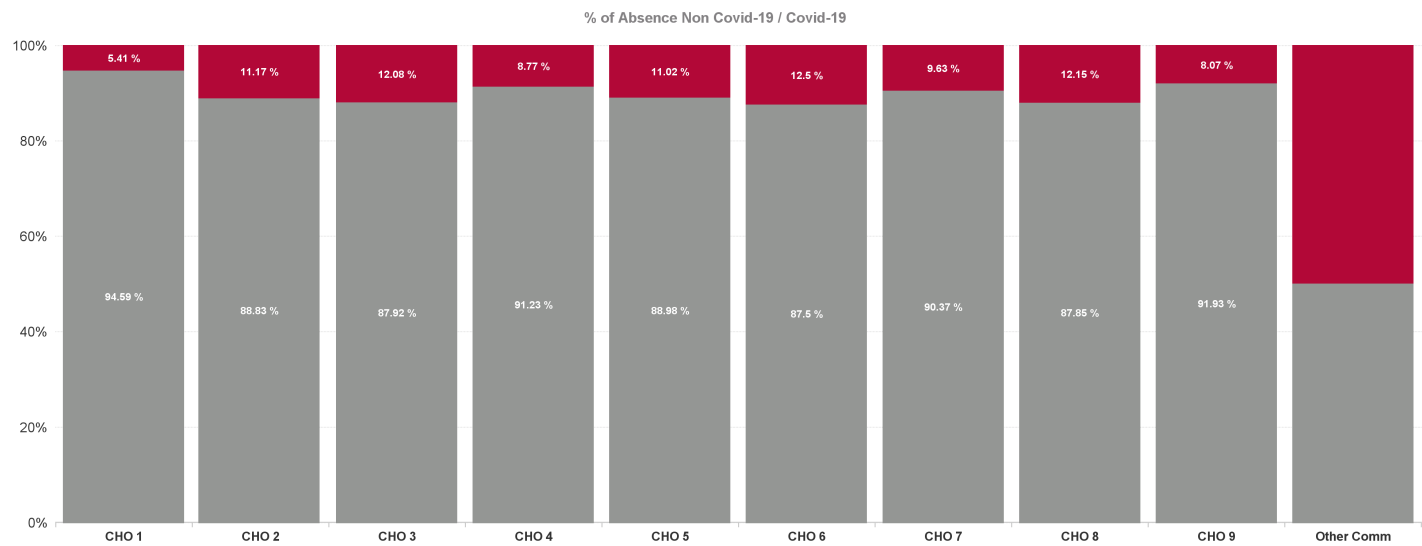
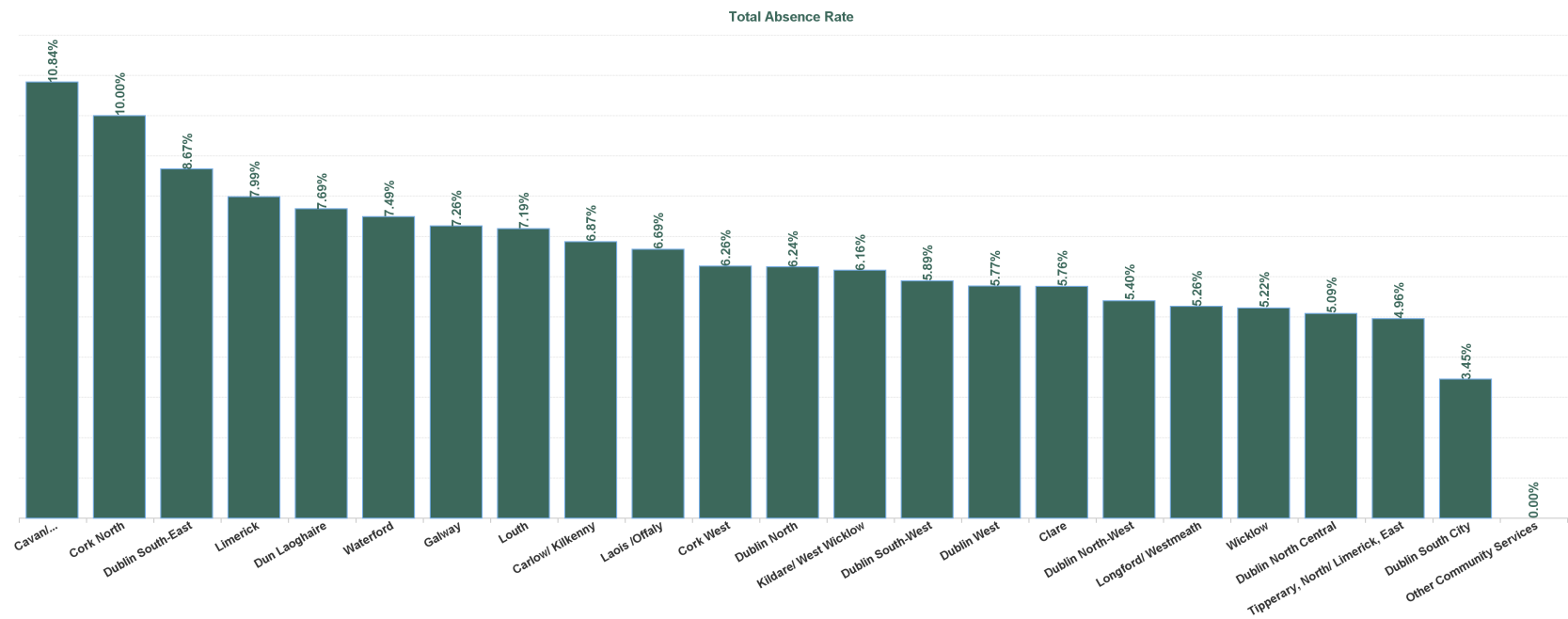
January 2024

| Health Service Absence Rate - by HG, CHO/Care Group & Staff Category : Jan 2024 | Certified absence | Self-certified absence | Non Covid-19 absence | Covid-19 Absence | Total absence rate | Medical & Dental | Nursing & Midwifery | Health & Social Care Professionals | Management & Administrative | General Support | Patient & Client Care |
|---|-------------------|------------------------|----------------------|------------------|--------------------|------------------|---------------------|------------------------------------|-----------------------------|-----------------|-----------------------|
| Disabilities | 5.30% | 0.70% | 5.99% | 0.64% | 6.63% | 2.95% | 7.04% | 5.64% | 3.86% | 7.12% | 7.40% |
| CHO 1 | 9.43% | 0.82% | 10.25% | 0.59% | 10.84% | 0.00% | 11.84% | 5.41% | 4.82% | 8.90% | 11.78% |
| CHO 2 | 5.83% | 0.62% | 6.45% | 0.81% | 7.26% | 0.00% | 10.97% | 6.51% | 2.94% | 4.93% | 7.65% |
| CHO 3 | 4.78% | 0.51% | 5.29% | 0.73% | 6.01% | 0.00% | 4.95% | 5.96% | 3.77% | 3.50% | 6.86% |
| CHO 4 | 4.98% | 1.15% | 6.13% | 0.59% | 6.72% | 0.00% | 7.25% | 5.76% | 5.49% | 8.14% | 6.89% |
| CHO 5 | 5.69% | 0.75% | 6.44% | 0.80% | 7.24% | 9.64% | 6.75% | 8.83% | 4.40% | 2.20% | 7.48% |
| CHO 6 | 4.49% | 0.68% | 5.17% | 0.74% | 5.91% | 0.00% | 4.17% | 7.37% | 3.14% | 13.05% | 5.71% |
| CHO 7 | 4.53% | 0.71% | 5.24% | 0.56% | 5.80% | 0.00% | 7.10% | 3.91% | 2.98% | 7.06% | 6.51% |
| CHO 8 | 5.26% | 0.57% | 5.83% | 0.81% | 6.64% | 0.00% | 8.65% | 5.15% | 6.07% | 7.37% | 6.54% |
| CHO 9 | 4.41% | 0.51% | 4.91% | 0.43% | 5.34% | 5.77% | 3.76% | 5.14% | 2.82% | 7.71% | 7.23% |
| Other Community Services | 0.00% | 0.00% | 0.00% | 0.00% | 0.00% | | | | 0.00% | | |



January 2024

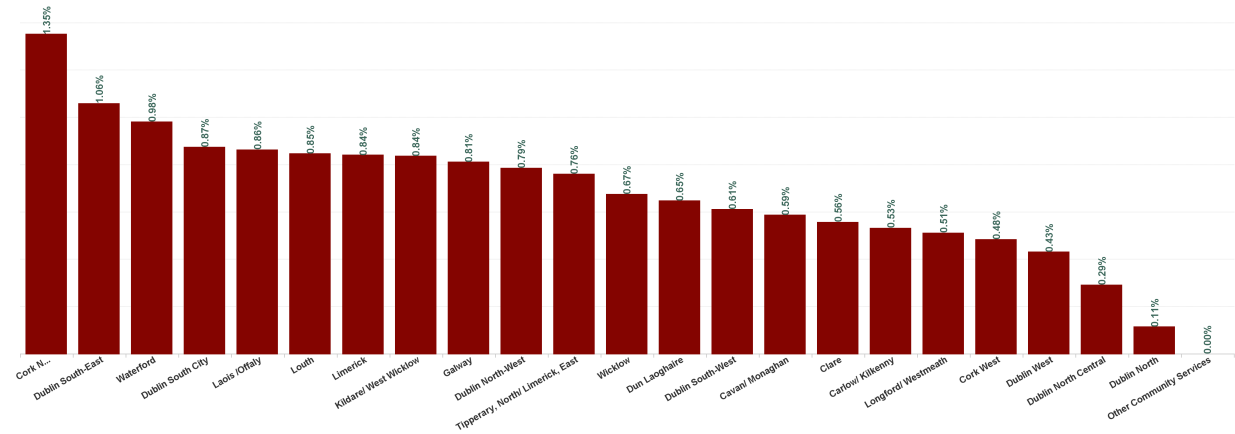
| Health Service Absence Rate - by HG, CHO/Care Group & Staff Category: Jan 2024 | Certified absence | Self- certified absence | Non Covid-19 absence | Covid-19 Absence | Total absence rate | Medical & Dental | Nursing & Midwifery | Health & Social Care Professionals | Management & Administrative | General Support | Patient & Client Care |
|--|----------------------|-------------------------------|----------------------------|---------------------|--------------------------|---------------------|------------------------|--|--------------------------------|--------------------|--------------------------|
| Total | 5.30% | 0.70% | 5.99% | 0.64% | 6.63% | 2.95% | 7.04% | 5.64% | 3.86% | 7.12% | 7.40% |
| Cavan/ Monaghan | 9.43% | 0.82% | 10.25% | 0.59% | 10.84% | 0.00% | 11.84% | 5.41% | 4.82% | 8.90% | 11.78% |
| CHO 1 | 9.43% | 0.82% | 10.25% | 0.59% | 10.84% | 0.00% | 11.84% | 5.41% | 4.82% | 8.90% | 11.78% |
| Galway | 5.83% | 0.62% | 6.45% | 0.81% | 7.26% | 0.00% | 10.97% | 6.51% | 2.94% | 4.93% | 7.65% |
| CHO 2 | 5.83% | 0.62% | 6.45% | 0.81% | 7.26% | 0.00% | 10.97% | 6.51% | 2.94% | 4.93% | 7.65% |
| Clare | 4.53% | 0.67% | 5.21% | 0.56% | 5.76% | 0.00% | 0.00% | 6.11% | 5.67% | 3.01% | 5.82% |
| Limerick | 6.62% | 0.53% | 7.15% | 0.84% | 7.99% | | 7.18% | 6.57% | 3.39% | 4.86% | 9.12% |
| Tipperary, North/ Limerick, East | 3.81% | 0.39% | 4.20% | 0.76% | 4.96% | | 4.05% | 5.31% | 1.65% | 3.43% | 6.09% |
| CHO 3 | 4.78% | 0.51% | 5.29% | 0.73% | 6.01% | 0.00% | 4.95% | 5.96% | 3.77% | 3.50% | 6.86% |
| Cork North | 7.24% | 1.41% | 8.65% | 1.35% | 10.00% | 0.00% | 13.88% | 6.61% | 9.87% | 11.16% | 9.59% |
| Cork West | 4.67% | 1.11% | 5.78% | 0.48% | 6.26% | | 6.22% | 5.67% | 3.38% | 7.69% | 6.60% |
| CHO 4 | 4.98% | 1.15% | 6.13% | 0.59% | 6.72% | 0.00% | 7.25% | 5.76% | 5.49% | 8.14% | 6.89% |
| Carlow/ Kilkenny | 5.68% | 0.65% | 6.34% | 0.53% | 6.87% | 0.00% | 7.21% | 8.05% | 5.15% | 0.99% | 6.90% |
| Waterford | 5.70% | 0.81% | 6.51% | 0.98% | 7.49% | 26.06% | 6.14% | 9.58% | 3.18% | 2.74% | 7.74% |
| CHO 5 | 5.69% | 0.75% | 6.44% | 0.80% | 7.24% | 9.64% | 6.75% | 8.83% | 4.40% | 2.20% | 7.48% |
| Dublin South-East | 7.08% | 0.53% | 7.62% | 1.06% | 8.67% | 0.00% | 6.80% | 7.04% | 7.09% | 0.00% | 11.88% |
| Dun Laoghaire | 6.51% | 0.53% | 7.04% | 0.65% | 7.69% | | 3.88% | 0.00% | 0.71% | 66.67% | 6.03% |
| Wicklow | 3.83% | 0.72% | 4.55% | 0.67% | 5.22% | 0.00% | 2.40% | 7.40% | 2.27% | 8.14% | 4.29% |
| CHO 6 | 4.49% | 0.68% | 5.17% | 0.74% | 5.91% | 0.00% | 4.17% | 7.37% | 3.14% | 13.05% | 5.71% |
| Dublin South City | 1.92% | 0.66% | 2.58% | 0.87% | 3.45% | | 4.81% | 2.52% | 2.14% | | 15.31% |
| Dublin South-West | 4.38% | 0.90% | 5.28% | 0.61% | 5.89% | 0.00% | 7.32% | 4.05% | 2.74% | 7.65% | 6.76% |
| Dublin West | 4.75% | 0.58% | 5.33% | 0.43% | 5.77% | 0.00% | 6.58% | 4.11% | 3.19% | 6.77% | 6.11% |
| Kildare/ West Wicklow | 4.62% | 0.70% | 5.33% | 0.84% | 6.16% | | 10.25% | 3.71% | 3.65% | 0.00% | 7.34% |
| CHO 7 | 4.53% | 0.71% | 5.24% | 0.56% | 5.80% | 0.00% | 7.10% | 3.91% | 2.98% | 7.06% | 6.51% |
| Laois /Offaly | 5.24% | 0.58% | 5.82% | 0.86% | 6.69% | 0.00% | 10.82% | 5.23% | 5.83% | 2.83% | 6.15% |
| Longford/ Westmeath | 4.27% | 0.48% | 4.75% | 0.51% | 5.26% | | 8.82% | 3.73% | 5.76% | 0.00% | 5.96% |
| Louth | 5.75% | 0.60% | 6.35% | 0.85% | 7.19% | 0.00% | 6.35% | 6.75% | 8.17% | 17.48% | 7.38% |
| CHO 8 | 5.26% | 0.57% | 5.83% | 0.81% | 6.64% | 0.00% | 8.65% | 5.15% | 6.07% | 7.37% | 6.54% |
| Dublin North | 5.54% | 0.59% | 6.13% | 0.11% | 6.24% | 0.00% | 5.53% | 8.09% | 6.34% | 1.86% | 7.11% |
| Dublin North Central | 4.35% | 0.44% | 4.79% | 0.29% | 5.09% | 5.60% | 2.61% | 5.03% | 2.32% | 14.37% | 6.49% |
| Dublin North-West | 4.04% | 0.58% | 4.62% | 0.79% | 5.40% | 9.63% | 3.69% | 5.07% | 2.05% | 3.21% | 8.06% |
| CHO 9 | 4.41% | 0.51% | 4.91% | 0.43% | 5.34% | 5.77% | 3.76% | 5.14% | 2.82% | 7.71% | 7.23% |
| Other Community Services | 0.00% | 0.00% | 0.00% | 0.00% | 0.00% | | | | 0.00% | | |
| Other Community Services | 0.00% | 0.00% | 0.00% | 0.00% | 0.00% | | | | 0.00% | | |
| Community Services | 5.30% | 0.70% | 5.99% | 0.64% | 6.63% | 2.95% | 7.04% | 5.64% | 3.86% | 7.12% | 7.40% |



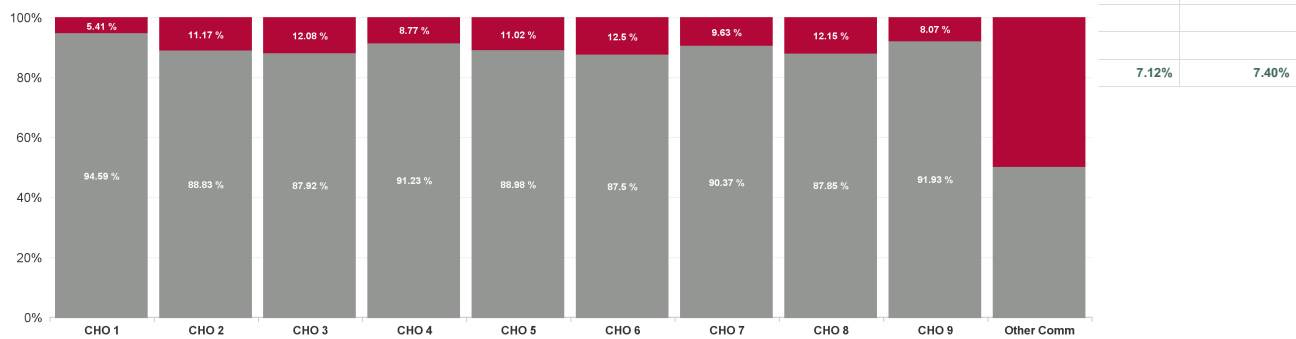
January 2024

| Health Service Covid 19 Absence Rate - by Hospital & Staff Category: Jan 2024 | Non Covid-19 absence | Covid-19 absence | Total absence rate | Medical & Dental | Nursing & Midwifery | Health & Social Care Professionals | Management & Administrative | General Support | Patient & Client Care |
|--|----------------------------|---------------------|--------------------------|---------------------|------------------------|--|--------------------------------|--------------------|--------------------------|
| Disabilities | 5.99% | 0.64% | 6.63% | 0.30% | 0.63% | 0.62% | 0.35% | 0.55% | 0.71% |
| Cavan/ Monaghan | 10.25% | 0.59% | 10.84% | 0.00% | 0.67% | 0.08% | 0.96% | 0.00% | 0.58% |
| CHO 1 | 10.25% | 0.59% | 10.84% | 0.00% | 0.67% | 0.08% | 0.96% | 0.00% | 0.58% |
| Galway | 6.45% | 0.81% | 7.26% | 0.00% | 1.04% | 0.94% | 0.22% | 1.01% | 0.77% |
| CHO 2 | 6.45% | 0.81% | 7.26% | 0.00% | 1.04% | 0.94% | 0.22% | 1.01% | 0.77% |
| Clare | 5.21% | 0.56% | 5.76% | 0.00% | 0.00% | 0.18% | 0.00% | 3.01% | 0.69% |
| Limerick | 7.15% | 0.84% | 7.99% | | 0.95% | 0.88% | 0.58% | 3.94% | 0.72% |
| Tipperary, North/ Limerick, East | 4.20% | 0.76% | 4.96% | | 1.11% | 0.34% | 0.00% | 0.53% | 0.81% |
| CHO 3 | 5.29% | 0.73% | 6.01% | 0.00% | 1.05% | 0.47% | 0.06% | 1.21% | 0.75% |
| Cork North | 8.65% | 1.35% | 10.00% | 0.00% | 1.12% | 2.80% | 0.47% | 0.86% | 1.46% |
| Cork West | 5.78% | 0.48% | 6.26% | | 0.46% | 0.23% | 0.34% | 0.79% | 0.55% |
| CHO 4 | 6.13% | 0.59% | 6.72% | 0.00% | 0.55% | 0.47% | 0.38% | 0.80% | 0.64% |
| Carlow/ Kilkenny | 6.34% | 0.53% | 6.87% | 0.00% | 0.39% | 0.51% | 0.66% | 0.00% | 0.58% |
| Waterford | 6.51% | 0.98% | 7.49% | 0.00% | 0.40% | 1.95% | 0.30% | 0.00% | 0.96% |
| CHO 5 | 6.44% | 0.80% | 7.24% | 0.00% | 0.40% | 1.25% | 0.53% | 0.00% | 0.84% |
| Dublin South-East | 7.62% | 1.06% | 8.67% | 0.00% | 0.00% | 2.32% | 0.47% | 0.00% | 1.71% |
| Dun Laoghaire | 7.04% | 0.65% | 7.69% | | 0.96% | 0.00% | 0.00% | 0.00% | 0.51% |
| Wicklow | 4.55% | 0.67% | 5.22% | 0.00% | 0.69% | 0.72% | 0.17% | 0.24% | 0.82% |
| CHO 6 | 5.17% | 0.74% | 5.91% | 0.00% | 0.48% | 0.84% | 0.22% | 0.21% | 0.97% |
| Dublin South City | 2.58% | 0.87% | 3.45% | | 0.00% | 1.11% | 0.82% | | 0.00% |
| Dublin South-West | 5.28% | 0.61% | 5.89% | 0.00% | 0.76% | 0.58% | 0.00% | 0.00% | 0.75% |
| Dublin West | 5.33% | 0.43% | 5.77% | 0.00% | 0.47% | 0.48% | 0.18% | 0.46% | 0.45% |
| Kildare/ West Wicklow | 5.33% | 0.84% | 6.16% | | 2.27% | 0.49% | 0.56% | 0.00% | 0.89% |
| CHO 7 | 5.24% | 0.56% | 5.80% | 0.00% | 0.70% | 0.57% | 0.27% | 0.28% | 0.59% |
| Laois /Offaly | 5.82% | 0.86% | 6.69% | 0.00% | 1.02% | 1.14% | 0.74% | 0.68% | 0.68% |
| Longford/ Westmeath | 4.75% | 0.51% | 5.26% | | 0.00% | 0.61% | 0.00% | 0.00% | 0.55% |
| Louth | 6.35% | 0.85% | 7.19% | 0.00% | 0.85% | 0.63% | 1.72% | 0.00% | 0.88% |
| CHO 8 | 5.83% | 0.81% | 6.64% | 0.00% | 0.91% | 0.94% | 0.76% | 0.38% | 0.73% |
| Dublin North | 6.13% | 0.11% | 6.24% | 0.00% | 0.07% | 0.00% | 0.53% | 0.00% | 0.09% |
| Dublin North Central | 4.79% | 0.29% | 5.09% | 1.19% | 0.13% | 0.26% | 0.00% | 0.81% | 0.48% |
| Dublin North-West | 4.62% | 0.79% | 5.40% | 0.00% | 0.45% | 0.65% | 0.05% | 0.27% | 1.42% |
| CHO 9 | 4.91% | 0.43% | 5.34% | 0.69% | 0.23% | 0.33% | 0.09% | 0.48% | 0.80% |
| Other Community Services | 0.00% | 0.00% | 0.00% | | | | 0.00% | | |
| Overall Absence Rate | 5.66% | 0.66% | 6.32% | | | | 0.66% | | |
| Total Absence Rate | | | | | | | | | |

C

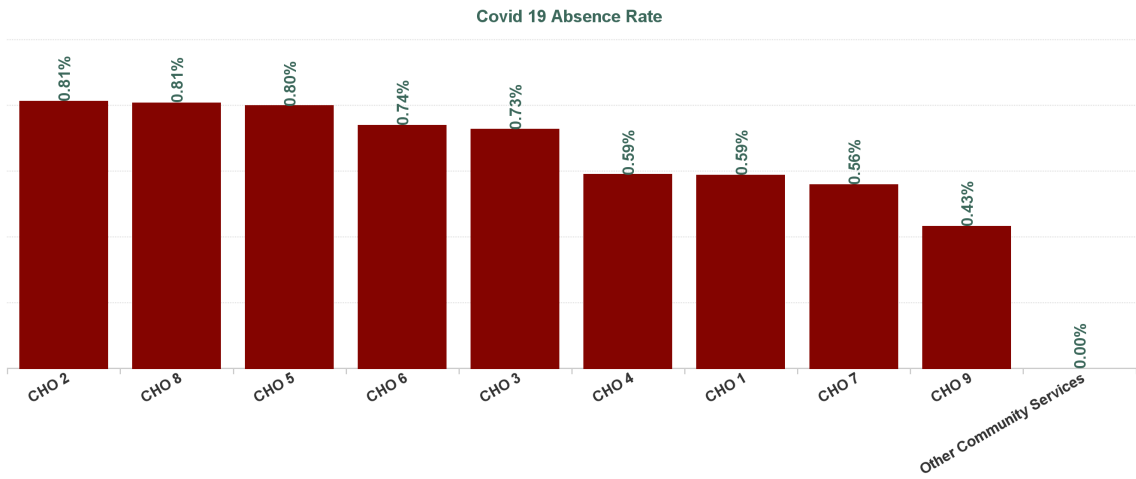


| Health Service Absence Rate - by HG, CHO/Care Group & Staff Category- Jan 2024 | Certified absence | Self-certified absence | Non Covid-19 absence | Covid-19 Absence | Total absence rate | Medical & Dental | Nursing & Midwifery | Health & Social Care Professionals | Management & Administrative | General Support | Patient & Client Care |
|--|-------------------|------------------------|----------------------|------------------|--------------------|------------------|---------------------|------------------------------------|-----------------------------|-----------------|-----------------------|
| Total | 5.30% | 0.70% | 5.99% | 0.64% | 6.63% | 2.95% | 7.04% | 5.64% | 3.86% | 7.12% | 7.40% |
| Health Service Executive | 9.43% | 0.82% | 10.25% | 0.59% | 10.84% | 0.00% | 11.84% | 5.41% | 4.82% | 8.90% | 11.78% |
| CHO 1 | 9.43% | 0.82% | 10.25% | 0.59% | 10.84% | 0.00% | 11.84% | 5.41% | 4.82% | 8.90% | 11.78% |
| Health Service Executive | 7.36% | 0.42% | 7.78% | 0.92% | 8.70% | 0.00% | 21.73% | 6.24% | 1.27% | 0.00% | 9.14% |
| Section 38 Voluntary Agencies | 5.49% | 0.66% | 6.15% | 0.79% | 6.94% | 0.00% | 7.78% | 6.60% | 3.76% | 5.68% | 7.45% |
| CHO 2 | 5.83% | 0.62% | 6.45% | 0.81% | 7.26% | 0.00% | 10.97% | 6.51% | 2.94% | 4.93% | 7.65% |
| Health Service Executive | 6.22% | 0.36% | 6.59% | 0.51% | 7.10% | | | 9.89% | 6.27% | 3.01% | 7.22% |
| Section 38 Voluntary Agencies | 4.68% | 0.52% | 5.20% | 0.74% | 5.94% | 0.00% | 4.95% | 5.62% | 2.35% | 3.59% | 6.84% |
| CHO 3 | 4.78% | 0.51% | 5.29% | 0.73% | 6.01% | 0.00% | 4.95% | 5.96% | 3.77% | 3.50% | 6.86% |
| Health Service Executive | 7.24% | 1.41% | 8.65% | 1.35% | 10.00% | 0.00% | 13.88% | 6.61% | 9.87% | 11.16% | 9.59% |
| Section 38 Voluntary Agencies | 4.67% | 1.11% | 5.78% | 0.48% | 6.26% | | 6.22% | 5.67% | 3.38% | 7.69% | 6.60% |
| CHO 4 | 4.98% | 1.15% | 6.13% | 0.59% | 6.72% | 0.00% | 7.25% | 5.76% | 5.49% | 8.14% | 6.89% |
| Health Service Executive | 6.44% | 0.75% | 7.19% | 0.15% | 7.35% | 0.00% | 6.91% | 8.87% | 5.34% | | 7.84% |
| Section 38 Voluntary Agencies | 5.45% | 0.75% | 6.19% | 1.01% | 7.20% | 26.06% | 6.62% | 8.81% | 3.63% | 2.20% | 7.43% |
| CHO 5 | 5.69% | 0.75% | 6.44% | 0.80% | 7.24% | 9.64% | 6.75% | 8.83% | 4.40% | 2.20% | 7.48% |
| Health Service Executive | 7.08% | 0.53% | 7.62% | 1.06% | 8.67% | 0.00% | 6.80% | 7.04% | 7.09% | 0.00% | 11.88% |
| Section 38 Voluntary Agencies | 3.96% | 0.71% | 4.67% | 0.67% | 5.34% | 0.00% | 2.74% | 7.39% | 2.19% | 13.43% | 4.35% |
| CHO 6 | 4.49% | 0.68% | 5.17% | 0.74% | 5.91% | 0.00% | 4.17% | 7.37% | 3.14% | 13.05% | 5.71% |
| Health Service Executive | 1.92% | 0.66% | 2.58% | 0.87% | 3.45% | | 4.81% | 2.52% | 2.14% | | 15.31% |
| Section 38 Voluntary Agencies | 4.60% | 0.72% | 5.31% | 0.55% | 5.86% | 0.00% | 7.11% | 4.00% | 3.12% | 7.06% | 6.47% |
| CHO 7 | 4.53% | 0.71% | 5.24% | 0.56% | 5.80% | 0.00% | 7.10% | 3.91% | 2.98% | 7.06% | 6.51% |
| Health Service Executive | 7.18% | 0.63% | 7.82% | 0.67% | 8.49% | 0.00% | 11.94% | 2.34% | 6.70% | 4.99% | 9.56% |
| Section 38 Voluntary Agencies | 4.64% | 0.55% | 5.19% | 0.85% | 6.04% | 0.00% | 6.93% | 5.84% | 5.42% | 7.76% | 5.84% |
| CHO 8 | 5.26% | 0.57% | 5.83% | 0.81% | 6.64% | 0.00% | 8.65% | 5.15% | 6.07% | 7.37% | 6.54% |
| Health Service Executive | 5.54% | 0.59% | 6.13% | 0.11% | 6.24% | 0.00% | 5.53% | 8.09% | 6.34% | 1.86% | 7.11% |
| Section 38 Voluntary Agencies | 4.23% | 0.49% | 4.73% | 0.48% | 5.21% | 6.85% | 3.14% | 5.04% | 2.23% | 8.10% | 7.25% |
| | | | | | | | | | | 7.71% | 7.23% |



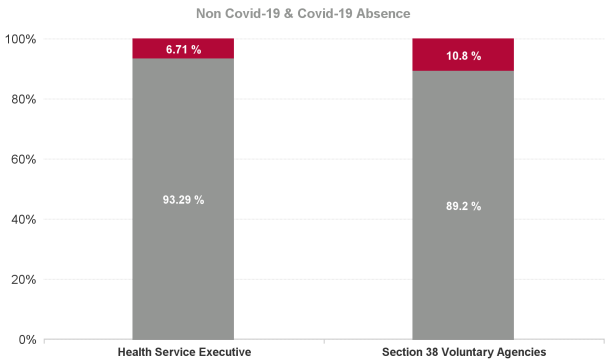
January 2024

| Health Service Covid 19 Absence Rate - by Hospital & Staff Category: Jan 2024 | Non Covid-19 absence | Covid-19 Absence | Total absence rate | Medical & Dental | Nursing & Midwifery | Health & Social Care Professionals | Management & Administrative | General Support | Patient & Client Care |
|---|----------------------------|---------------------|--------------------------|---------------------|---------------------------|---|--------------------------------|--------------------|-----------------------------|
| Disabilities | 5.99% | 0.64% | 6.63% | 0.30% | 0.63% | 0.62% | 0.35% | 0.55% | 0.71% |
| Health Service Executive | 10.25% | 0.59% | 10.84% | 0.00% | 0.67% | 0.08% | 0.96% | 0.00% | 0.58% |
| CHO 1 | 10.25% | 0.59% | 10.84% | 0.00% | 0.67% | 0.08% | 0.96% | 0.00% | 0.58% |
| Health Service Executive | 7.78% | 0.92% | 8.70% | 0.00% | 1.61% | 1.15% | 0.00% | 0.00% | 0.83% |
| Section 38 Voluntary Agencies | 6.15% | 0.79% | 6.94% | 0.00% | 0.87% | 0.88% | 0.33% | 1.16% | 0.76% |
| CHO 2 | 6.45% | 0.81% | 7.26% | 0.00% | 1.04% | 0.94% | 0.22% | 1.01% | 0.77% |
| Health Service Executive | 6.59% | 0.51% | 7.10% | | | 0.00% | 0.00% | 3.01% | 0.75% |
| Section 38 Voluntary Agencies | 5.20% | 0.74% | 5.94% | 0.00% | 1.05% | 0.51% | 0.10% | 0.91% | 0.74% |
| CHO 3 | 5.29% | 0.73% | 6.01% | 0.00% | 1.05% | 0.47% | 0.06% | 1.21% | 0.75% |
| Health Service Executive | 8.65% | 1.35% | 10.00% | 0.00% | 1.12% | 2.80% | 0.47% | 0.86% | 1.46% |
| Section 38 Voluntary Agencies | 5.78% | 0.48% | 6.26% | | 0.46% | 0.23% | 0.34% | 0.79% | 0.55% |
| CHO 4 | 6.13% | 0.59% | 6.72% | 0.00% | 0.55% | 0.47% | 0.38% | 0.80% | 0.64% |
| Health Service Executive | 7.19% | 0.15% | 7.35% | 0.00% | 0.00% | 0.27% | 0.41% | | 0.06% |
| Section 38 Voluntary Agencies | 6.19% | 1.01% | 7.20% | 0.00% | 0.73% | 1.81% | 0.62% | 0.00% | 0.96% |
| CHO 5 | 6.44% | 0.80% | 7.24% | 0.00% | 0.40% | 1.25% | 0.53% | 0.00% | 0.84% |
| Health Service Executive | 7.62% | 1.06% | 8.67% | 0.00% | 0.00% | 2.32% | 0.47% | 0.00% | 1.71% |
| Section 38 Voluntary Agencies | 4.67% | 0.67% | 5.34% | 0.00% | 0.75% | 0.72% | 0.16% | 0.22% | 0.80% |
| CHO 6 | 5.17% | 0.74% | 5.91% | 0.00% | 0.48% | 0.84% | 0.22% | 0.21% | 0.97% |
| Health Service Executive | 2.58% | 0.87% | 3.45% | | 0.00% | 1.11% | 0.82% | | 0.00% |
| Section 38 Voluntary Agencies | 5.31% | 0.55% | 5.86% | 0.00% | 0.70% | 0.54% | 0.18% | 0.28% | 0.60% |
| CHO 7 | 5.24% | 0.56% | 5.80% | 0.00% | 0.70% | 0.57% | 0.27% | 0.28% | 0.59% |
| Health Service Executive | 7.82% | 0.67% | 8.49% | 0.00% | 1.08% | 0.00% | 0.85% | 2.69% | 0.56% |
| Section 38 Voluntary Agencies | 5.19% | 0.85% | 6.04% | 0.00% | 0.82% | 1.17% | 0.67% | 0.00% | 0.77% |
| CHO 8 | 5.83% | 0.81% | 6.64% | 0.00% | 0.91% | 0.94% | 0.76% | 0.38% | 0.73% |
| Health Service Executive | 6.13% | 0.11% | 6.24% | 0.00% | 0.07% | 0.00% | 0.53% | 0.00% | 0.09% |
| Section 38 Voluntary Agencies | 4.73% | 0.48% | 5.21% | 0.82% | 0.29% | 0.35% | 0.02% | 0.51% | 0.94% |
| CHO 9 | 4.91% | 0.43% | 5.34% | 0.69% | 0.23% | 0.33% | 0.09% | 0.48% | 0.80% |
| Health Service Executive | 0.00% | 0.00% | 0.00% | | | | 0.00% | | |
| Other Community Services | 0.00% | 0.00% | 0.00% | | | | 0.00% | | |
| Community Services | 5.99% | 0.64% | 6.63% | 0.30% | 0.63% | 0.62% | 0.35% | 0.55% | 0.71% |



January 2024

| Health Service Absence Rate - by Admin : Jan 2024 | Certified absence | Self- certified absence | Non Covid-19 absence | Covid-19 Absence | Total absence rate | Medical & Dental | Nursing & Midwifery | Health & Social Care Profession als | Manageme nt & Administra tive | General Support | Patient & Client Care |
|--|----------------------|-------------------------------|----------------------------|---------------------|--------------------------|---------------------|------------------------|--|--|--------------------|--------------------------|
| Total | 5.30% | 0.70% | 5.99% | 0.64% | 6.63% | 2.95% | 7.04% | 5.64% | 3.86% | 7.12% | 7.40% |
| Health Service Executive | 7.72% | 0.75% | 8.47% | 0.61% | 9.08% | 0.00% | 10.40% | 5.96% | 5.56% | 6.49% | 10.49% |
| Section 38 Voluntary Agencies | 4.65% | 0.68% | 5.33% | 0.65% | 5.98% | 4.13% | 5.55% | 5.59% | 3.02% | 7.20% | 6.64% |



| Health Service Absence Rate - by Staff Category: Jan 2024 | Certified absence | Self- certified absence | Non Covid-19 absence | Covid-19 Absence | Total absence rate | % Non Covid-19 absence | % Covid-19 absence |
|--|----------------------|-------------------------------|----------------------------|---------------------|--------------------------|------------------------------|--------------------------|
| CHO 1 | 9.43% | 0.82% | 10.25% | 0.59% | 10.84% | 94.59% | 5.41% |
| Medical & Dental | 0.00% | 0.00% | 0.00% | 0.00% | 0.00% | | |
| Nursing & Midwifery | 10.30% | 0.86% | 11.17% | 0.67% | 11.84% | 94.35% | 5.65% |
| Health & Social Care Professionals | 5.26% | 0.08% | 5.33% | 0.08% | 5.41% | 98.55% | 1.45% |
| Management & Administrative | 3.33% | 0.53% | 3.85% | 0.96% | 4.82% | 79.99% | 20.01% |
| General Support | 8.56% | 0.33% | 8.90% | 0.00% | 8.90% | 100.00% | 0.00% |
| Patient & Client Care | 10.26% | 0.94% | 11.21% | 0.58% | 11.78% | 95.09% | 4.91% |

| Health Service Absence Rate - by Staff Category: Jan 2024 | Certified absence | Self- certified absence | Non Covid-19 absence | Covid-19 Absence | Total absence rate | % Non Covid-19 absence | % Covid-19 absence |
|--|----------------------|-------------------------------|----------------------------|---------------------|--------------------------|------------------------------|--------------------------|
| CHO 2 | 5.83% | 0.62% | 6.45% | 0.81% | 7.26% | 88.83% | 11.17% |
| Medical & Dental | 0.00% | 0.00% | 0.00% | 0.00% | 0.00% | | |
| Nursing & Midwifery | 9.18% | 0.75% | 9.93% | 1.04% | 10.97% | 90.55% | 9.45% |
| Health & Social Care Professionals | 5.04% | 0.53% | 5.57% | 0.94% | 6.51% | 85.51% | 14.49% |
| Management & Administrative | 2.43% | 0.28% | 2.72% | 0.22% | 2.94% | 92.50% | 7.50% |
| General Support | 3.42% | 0.49% | 3.92% | 1.01% | 4.93% | 79.49% | 20.51% |
| Patient & Client Care | 6.18% | 0.70% | 6.88% | 0.77% | 7.65% | 89.96% | 10.04% |

| Health Service Absence Rate - by Staff Category: Jan 2024 | Certified absence | Self- certified absence | Non Covid-19 absence | Covid-19 Absence | Total absence rate | % Non Covid-19 absence | % Covid-19 absence |
|--|----------------------|-------------------------------|----------------------------|---------------------|--------------------------|------------------------------|--------------------------|
| CHO 3 | 4.78% | 0.51% | 5.29% | 0.73% | 6.01% | 87.92% | 12.08% |
| Medical & Dental | 0.00% | 0.00% | 0.00% | 0.00% | 0.00% | | |
| Nursing & Midwifery | 3.53% | 0.36% | 3.90% | 1.05% | 4.95% | 78.77% | 21.23% |
| Health & Social Care Professionals | 5.02% | 0.48% | 5.50% | 0.47% | 5.96% | 92.19% | 7.81% |
| Management & Administrative | 3.45% | 0.26% | 3.71% | 0.06% | 3.77% | 98.29% | 1.71% |
| General Support | 2.07% | 0.22% | 2.29% | 1.21% | 3.50% | 65.39% | 34.61% |
| Patient & Client Care | 5.50% | 0.61% | 6.11% | 0.75% | 6.86% | 89.14% | 10.86% |

| Health Service Absence Rate - by Staff Category: Jan 2024 | Certified absence | Self- certified absence | Non Covid-19 absence | Covid-19 Absence | Total absence rate | % Non Covid-19 absence | % Covid-19 absence |
|--|----------------------|-------------------------------|----------------------------|---------------------|--------------------------|------------------------------|--------------------------|
| CHO 4 | 4.98% | 1.15% | 6.13% | 0.59% | 6.72% | 91.23% | 8.77% |
| Medical & Dental | 0.00% | 0.00% | 0.00% | 0.00% | 0.00% | | |
| Nursing & Midwifery | 5.47% | 1.23% | 6.70% | 0.55% | 7.25% | 92.41% | 7.59% |
| Health & Social Care Professionals | 4.32% | 0.96% | 5.28% | 0.47% | 5.76% | 91.80% | 8.20% |
| Management & Administrative | 4.79% | 0.33% | 5.11% | 0.38% | 5.49% | 93.08% | 6.92% |
| General Support | 6.16% | 1.18% | 7.34% | 0.80% | 8.14% | 90.14% | 9.86% |
| Patient & Client Care | 4.97% | 1.28% | 6.25% | 0.64% | 6.89% | 90.69% | 9.31% |

| Health Service Absence Rate - by Staff Category: Jan 2024 | Certified absence | Self- certified absence | Non Covid-19 absence | Covid-19 Absence | Total absence rate | % Non Covid-19 absence | % Covid-19 absence |
|--|----------------------|-------------------------------|----------------------------|---------------------|--------------------------|------------------------------|--------------------------|
| CHO 5 | 5.69% | 0.75% | 6.44% | 0.80% | 7.24% | 88.98% | 11.02% |
| Medical & Dental | 9.64% | 0.00% | 9.64% | 0.00% | 9.64% | 100.00% | 0.00% |
| Nursing & Midwifery | 5.74% | 0.61% | 6.36% | 0.40% | 6.75% | 94.14% | 5.86% |
| Health & Social Care Professionals | 6.66% | 0.92% | 7.58% | 1.25% | 8.83% | 85.82% | 14.18% |
| Management & Administrative | 3.49% | 0.38% | 3.87% | 0.53% | 4.40% | 88.05% | 11.95% |
| General Support | 1.97% | 0.24% | 2.20% | 0.00% | 2.20% | 100.00% | 0.00% |
| Patient & Client Care | 5.83% | 0.81% | 6.64% | 0.84% | 7.48% | 88.75% | 11.25% |

| Health Service Absence Rate - by Staff Category: Jan 2024 | Certified absence | Self- certified absence | Non Covid-19 absence | Covid-19 Absence | Total absence rate | % Non Covid-19 absence | % Covid-19 absence |
|--|----------------------|-------------------------------|----------------------------|---------------------|--------------------------|------------------------------|--------------------------|
| CHO 6 | 4.49% | 0.68% | 5.17% | 0.74% | 5.91% | 87.50% | 12.50% |
| Medical & Dental | 0.00% | 0.00% | 0.00% | 0.00% | 0.00% | | |
| Nursing & Midwifery | 3.26% | 0.43% | 3.69% | 0.48% | 4.17% | 88.38% | 11.62% |
| Health & Social Care Professionals | 5.61% | 0.92% | 6.53% | 0.84% | 7.37% | 88.64% | 11.36% |
| Management & Administrative | 2.79% | 0.13% | 2.91% | 0.22% | 3.14% | 92.93% | 7.07% |
| General Support | 12.36% | 0.48% | 12.84% | 0.21% | 13.05% | 98.39% | 1.61% |
| Patient & Client Care | 3.99% | 0.76% | 4.75% | 0.97% | 5.71% | 83.07% | 16.93% |

| Health Service Absence Rate - by Staff Category: Jan 2024 | Certified absence | Self- certified absence | Non Covid-19 absence | Covid-19 Absence | Total absence rate | % Non Covid-19 absence | % Covid-19 absence |
|--|----------------------|-------------------------------|----------------------------|---------------------|--------------------------|------------------------------|--------------------------|
| CHO 7 | 4.53% | 0.71% | 5.24% | 0.56% | 5.80% | 90.37% | 9.63% |
| Medical & Dental | 0.00% | 0.00% | 0.00% | 0.00% | 0.00% | | |
| Nursing & Midwifery | 5.24% | 1.17% | 6.41% | 0.70% | 7.10% | 90.21% | 9.79% |
| Health & Social Care Professionals | 2.75% | 0.59% | 3.34% | 0.57% | 3.91% | 85.35% | 14.65% |
| Management & Administrative | 2.16% | 0.55% | 2.71% | 0.27% | 2.98% | 90.99% | 9.01% |
| General Support | 6.20% | 0.58% | 6.78% | 0.28% | 7.06% | 95.97% | 4.03% |
| Patient & Client Care | 5.24% | 0.67% | 5.91% | 0.59% | 6.51% | 90.88% | 9.12% |

| Health Service Absence Rate - by Staff Category: Jan 2024 | Certified absence | Self- certified absence | Non Covid-19 absence | Covid-19 Absence | Total absence rate | % Non Covid-19 absence | % Covid-19 absence |
|--|----------------------|-------------------------------|----------------------------|---------------------|--------------------------|------------------------------|--------------------------|
| CHO 8 | 5.26% | 0.57% | 5.83% | 0.81% | 6.64% | 87.85% | 12.15% |
| Medical & Dental | 0.00% | 0.00% | 0.00% | 0.00% | 0.00% | | |
| Nursing & Midwifery | 7.02% | 0.73% | 7.74% | 0.91% | 8.65% | 89.52% | 10.48% |
| Health & Social Care Professionals | 3.57% | 0.64% | 4.21% | 0.94% | 5.15% | 81.70% | 18.30% |
| Management & Administrative | 4.95% | 0.36% | 5.31% | 0.76% | 6.07% | 87.49% | 12.51% |
| General Support | 6.56% | 0.42% | 6.98% | 0.38% | 7.37% | 94.81% | 5.19% |
| Patient & Client Care | 5.29% | 0.52% | 5.81% | 0.73% | 6.54% | 88.84% | 11.16% |

| Health Service Absence Rate - by Staff Category: Jan 2024 | Certified absence | Self- certified absence | Non Covid-19 absence | Covid-19 Absence | Total absence rate | % Non Covid-19 absence | % Covid-19 absence |
|--|----------------------|-------------------------------|----------------------------|---------------------|--------------------------|------------------------------|--------------------------|
| CHO 9 | 4.41% | 0.51% | 4.91% | 0.43% | 5.34% | 91.93% | 8.07% |
| Medical & Dental | 5.08% | 0.00% | 5.08% | 0.69% | 5.77% | 88.04% | 11.96% |
| Nursing & Midwifery | 3.04% | 0.49% | 3.53% | 0.23% | 3.76% | 93.82% | 6.18% |
| Health & Social Care Professionals | 4.29% | 0.51% | 4.81% | 0.33% | 5.14% | 93.50% | 6.50% |
| Management & Administrative | 2.47% | 0.27% | 2.73% | 0.09% | 2.82% | 96.78% | 3.22% |
| General Support | 6.71% | 0.53% | 7.24% | 0.48% | 7.71% | 93.82% | 6.18% |
| Patient & Client Care | 5.84% | 0.59% | 6.43% | 0.80% | 7.23% | 88.88% | 11.12% |

| Health Service Absence Rate - by Staff Category: Jan 2024 | Certified absence | Self- certified absence | Non Covid-19 absence | Covid-19 Absence | Total absence rate | % Non Covid-19 absence | % Covid-19 absence |
|--|----------------------|-------------------------------|----------------------------|---------------------|--------------------------|------------------------------|--------------------------|
| Other Comm | 0.00% | 0.00% | 0.00% | 0.00% | 0.00% | | |
| Medical & Dental | | | | | | | |
| Nursing & Midwifery | | | | | | | |
| Health & Social Care Professionals | | | | | | | |
| Management & Administrative | 0.00% | 0.00% | 0.00% | 0.00% | 0.00% | | |
| General Support | | | | | | | |
| Patient & Client Care | | | | | | | |

| Health Service Absence Rate - by Staff Category: Jan 2024 | Certified absence | Self- certified absence | Non Covid-19 absence | Covid-19 Absence | Total absence rate | % Non Covid-19 absence | % Covid-19 absence |
|--|----------------------|----------------------------|-------------------------|---------------------|-----------------------|------------------------------|-----------------------|
| Aurora | 4.50% | 0.50% | 5.00% | 1.12% | 6.12% | 81.65% | 18.35% |
| Medical & Dental | | | | | | | |
| Nursing & Midwifery | 6.19% | 0.26% | 6.45% | 1.92% | 8.37% | 77.07% | 22.93% |
| Health & Social Care Professionals | 4.21% | 0.22% | 4.43% | 1.21% | 5.64% | 78.53% | 21.47% |
| Management & Administrative | 2.94% | 0.36% | 3.30% | 1.34% | 4.64% | 71.13% | 28.87% |
| General Support | 0.99% | 0.00% | 0.99% | 0.00% | 0.99% | 100.00% | 0.00% |
| Patient & Client Care | 4.61% | 0.63% | 5.23% | 0.96% | 6.20% | 84.45% | 15.55% |

| Health Service Absence Rate - by Staff Category: Jan 2024 | Certified absence | Self- certified absence | Non Covid-19 absence | Covid-19 Absence | Total absence rate | % Non Covid-19 absence | % Covid-19 absence |
|--|----------------------|----------------------------|-------------------------|---------------------|-----------------------|------------------------------|-----------------------|
| Avista Dublin | 4.04% | 0.58% | 4.62% | 0.79% | 5.40% | 85.46% | 14.54% |
| Medical & Dental | 9.63% | 0.00% | 9.63% | 0.00% | 9.63% | 100.00% | 0.00% |
| Nursing & Midwifery | 2.69% | 0.55% | 3.24% | 0.45% | 3.69% | 87.72% | 12.28% |
| Health & Social Care Professionals | 3.71% | 0.71% | 4.42% | 0.65% | 5.07% | 87.25% | 12.75% |
| Management & Administrative | 1.78% | 0.23% | 2.01% | 0.05% | 2.05% | 97.78% | 2.22% |
| General Support | 2.14% | 0.79% | 2.94% | 0.27% | 3.21% | 91.61% | 8.39% |
| Patient & Client Care | 6.09% | 0.56% | 6.64% | 1.42% | 8.06% | 82.42% | 17.58% |

| Health Service Absence Rate - by Staff Category: Jan 2024 | Certified absence | Self- certified absence | Non Covid-19 absence | Covid-19 Absence | Total absence rate | % Non Covid-19 absence | % Covid-19 absence |
|--|----------------------|----------------------------|-------------------------|---------------------|-----------------------|------------------------------|-----------------------|
| Avista Limerick | 3.08% | 0.49% | 3.57% | 0.58% | 4.15% | 85.93% | 14.07% |
| Medical & Dental | | | | | | | |
| Nursing & Midwifery | 2.68% | 0.38% | 3.05% | 0.91% | 3.96% | 77.11% | 22.89% |
| Health & Social Care Professionals | 5.18% | 0.52% | 5.70% | 0.27% | 5.97% | 95.41% | 4.59% |
| Management & Administrative | 0.49% | 0.28% | 0.77% | 0.00% | 0.77% | 100.00% | 0.00% |
| General Support | 2.17% | 0.35% | 2.51% | 0.63% | 3.14% | 79.94% | 20.06% |
| Patient & Client Care | 3.20% | 0.71% | 3.90% | 0.47% | 4.37% | 89.28% | 10.72% |

| Health Service Absence Rate - by Staff Category: Jan 2024 | Certified absence | Self- certified absence | Non Covid-19 absence | Covid-19 Absence | Total absence rate | % Non Covid-19 absence | % Covid-19 absence |
|--|----------------------|----------------------------|-------------------------|---------------------|-----------------------|------------------------------|-----------------------|
| Avista Roscrea | 5.10% | 0.21% | 5.31% | 1.07% | 6.37% | 83.27% | 16.73% |
| Medical & Dental | | | | | | | |
| Nursing & Midwifery | 2.16% | 0.20% | 2.37% | 2.20% | 4.57% | 51.80% | 48.20% |
| Health & Social Care Professionals | 2.99% | 0.00% | 2.99% | 0.52% | 3.51% | 85.14% | 14.86% |
| Management & Administrative | 3.65% | 0.00% | 3.65% | 0.00% | 3.65% | 100.00% | 0.00% |
| General Support | 4.90% | 0.00% | 4.90% | 0.00% | 4.90% | 100.00% | 0.00% |
| Patient & Client Care | 6.07% | 0.27% | 6.33% | 1.07% | 7.40% | 85.56% | 14.44% |

| Health Service Absence Rate - by Staff Category: Jan 2024 | Certified absence | Self- certified absence | Non Covid-19 absence | Covid-19 Absence | Total absence rate | % Non Covid-19 absence | % Covid-19 absence |
|--|----------------------|----------------------------|-------------------------|---------------------|-----------------------|------------------------------|-----------------------|
| Bros. of Charity, Clare | 4.00% | 0.77% | 4.78% | 0.57% | 5.34% | 89.34% | 10.66% |
| Medical & Dental | 0.00% | 0.00% | 0.00% | 0.00% | 0.00% | | |
| Nursing & Midwifery | 0.00% | 0.00% | 0.00% | 0.00% | 0.00% | | |
| Health & Social Care Professionals | 3.78% | 0.72% | 4.51% | 0.24% | 4.74% | 94.95% | 5.05% |
| Management & Administrative | 3.80% | 0.00% | 3.80% | 0.00% | 3.80% | 100.00% | 0.00% |
| General Support | | | | | | | |
| Patient & Client Care | 4.12% | 0.83% | 4.95% | 0.69% | 5.63% | 87.81% | 12.19% |

| Health Service Absence Rate - by Staff Category: Jan 2024 | Certified absence | Self- certified absence | Non Covid-19 absence | Covid-19 Absence | Total absence rate | % Non Covid-19 absence | % Covid-19 absence |
|--|----------------------|----------------------------|-------------------------|---------------------|-----------------------|------------------------------|-----------------------|
| Bros. of Charity, Limerick | 6.62% | 0.53% | 7.15% | 0.84% | 7.99% | 89.47% | 10.53% |
| Medical & Dental | | | | | | | |
| Nursing & Midwifery | 5.82% | 0.41% | 6.23% | 0.95% | 7.18% | 86.82% | 13.18% |
| Health & Social Care Professionals | 5.15% | 0.54% | 5.69% | 0.88% | 6.57% | 86.62% | 13.38% |
| Management & Administrative | 2.81% | 0.00% | 2.81% | 0.58% | 3.39% | 82.89% | 17.11% |
| General Support | 0.92% | 0.00% | 0.92% | 3.94% | 4.86% | 18.97% | 81.03% |
| Patient & Client Care | 7.80% | 0.60% | 8.40% | 0.72% | 9.12% | 92.08% | 7.92% |

| Health Service Absence Rate - by Staff Category: Jan 2024 | Certified absence | Self- certified absence | Non Covid-19 absence | Covid-19 Absence | Total absence rate | % Non Covid-19 absence | % Covid-19 absence |
|--|----------------------|----------------------------|-------------------------|---------------------|-----------------------|------------------------------|-----------------------|
| Bros. of Charity, Southern | 4.92% | 0.54% | 5.46% | 0.09% | 5.54% | 98.41% | 1.59% |
| Medical & Dental | | | | | | | |
| Nursing & Midwifery | 4.80% | 0.56% | 5.36% | 0.14% | 5.49% | 97.54% | 2.46% |
| Health & Social Care Professionals | 4.98% | 0.62% | 5.60% | 0.06% | 5.66% | 98.91% | 1.09% |
| Management & Administrative | 4.57% | 0.21% | 4.78% | 0.28% | 5.05% | 94.53% | 5.47% |
| General Support | 9.84% | 0.78% | 10.62% | 0.00% | 10.62% | 100.00% | 0.00% |
| Patient & Client Care | 4.79% | 0.53% | 5.32% | 0.08% | 5.40% | 98.55% | 1.45% |

| Health Service Absence Rate - by Staff Category: Jan 2024 | Certified absence | Self- certified absence | Non Covid-19 absence | Covid-19 Absence | Total absence rate | % Non Covid-19 absence | % Covid-19 absence |
|--|----------------------|----------------------------|-------------------------|---------------------|-----------------------|------------------------------|-----------------------|
| Bros. of Charity, Waterford | 6.35% | 0.91% | 7.26% | 1.01% | 8.28% | 87.74% | 12.26% |
| Medical & Dental | 26.06% | 0.00% | 26.06% | 0.00% | 26.06% | 100.00% | 0.00% |
| Nursing & Midwifery | 6.70% | 0.69% | 7.39% | 0.44% | 7.83% | 94.39% | 5.61% |
| Health & Social Care Professionals | 7.14% | 1.34% | 8.48% | 2.32% | 10.80% | 78.51% | 21.49% |
| Management & Administrative | 2.31% | 0.45% | 2.76% | 0.35% | 3.11% | 88.66% | 11.34% |
| General Support | 4.70% | 0.00% | 4.70% | 0.00% | 4.70% | 100.00% | 0.00% |
| Patient & Client Care | 6.50% | 0.91% | 7.42% | 0.90% | 8.32% | 89.17% | 10.83% |

| Health Service Absence Rate - by Staff Category: Jan 2024 | Certified absence | Self- certified absence | Non Covid-19 absence | Covid-19 Absence | Total absence rate | % Non Covid-19 absence | % Covid-19 absence |
|--|----------------------|----------------------------|-------------------------|---------------------|-----------------------|------------------------------|-----------------------|
| Bros. of Charity, West Region | 5.49% | 0.66% | 6.15% | 0.79% | 6.94% | 88.66% | 11.34% |
| Medical & Dental | 0.00% | 0.00% | 0.00% | 0.00% | 0.00% | | |
| Nursing & Midwifery | 6.02% | 0.89% | 6.91% | 0.87% | 7.78% | 88.85% | 11.15% |
| Health & Social Care Professionals | 5.18% | 0.54% | 5.72% | 0.88% | 6.60% | 86.68% | 13.32% |
| Management & Administrative | 3.16% | 0.27% | 3.43% | 0.33% | 3.76% | 91.25% | 8.75% |
| General Support | 3.94% | 0.57% | 4.51% | 1.16% | 5.68% | 79.49% | 20.51% |
| Patient & Client Care | 5.96% | 0.73% | 6.69% | 0.76% | 7.45% | 89.80% | 10.20% |

| Health Service Absence Rate - by Staff Category: Jan 2024 | Certified absence | Self- certified absence | Non Covid-19 absence | Covid-19 Absence | Total absence rate | % Non Covid-19 absence | % Covid-19 absence |
|--|----------------------|----------------------------|-------------------------|---------------------|-----------------------|------------------------------|-----------------------|
| Carriglea Cairde Services | 3.01% | 0.40% | 3.41% | 0.84% | 4.25% | 80.19% | 19.81% |
| Medical & Dental | | | | | | | |
| Nursing & Midwifery | 1.93% | 0.00% | 1.93% | 0.30% | 2.23% | 86.61% | 13.39% |
| Health & Social Care Professionals | 3.24% | 0.00% | 3.24% | 0.06% | 3.30% | 98.19% | 1.81% |
| Management & Administrative | 3.58% | 0.00% | 3.58% | 0.00% | 3.58% | 100.00% | 0.00% |
| General Support | 0.00% | 0.70% | 0.70% | 0.00% | 0.70% | 100.00% | 0.00% |
| Patient & Client Care | 3.35% | 0.59% | 3.94% | 1.23% | 5.17% | 76.27% | 23.73% |

| Health Service Absence Rate - by Staff Category: Jan 2024 | Certified absence | Self- certified absence | Non Covid-19 absence | Covid-19 Absence | Total absence rate | % Non Covid-19 absence | % Covid-19 absence |
|--|----------------------|----------------------------|-------------------------|---------------------|-----------------------|------------------------------|-----------------------|
| Central Remedial Clinic | 4.48% | 0.48% | 4.96% | 0.23% | 5.19% | 95.62% | 4.38% |
| Medical & Dental | 0.00% | 0.00% | 0.00% | 0.00% | 0.00% | | |
| Nursing & Midwifery | 2.01% | 0.88% | 2.89% | 0.00% | 2.89% | 100.00% | 0.00% |
| Health & Social Care Professionals | 4.52% | 0.40% | 4.92% | 0.00% | 4.92% | 100.00% | 0.00% |
| Management & Administrative | 1.41% | 0.10% | 1.51% | 0.00% | 1.51% | 100.00% | 0.00% |
| General Support | 7.24% | 0.00% | 7.24% | 0.00% | 7.24% | 100.00% | 0.00% |
| Patient & Client Care | 6.20% | 0.86% | 7.06% | 0.83% | 7.89% | 89.45% | 10.55% |

| Health Service Absence Rate - by Staff Category: Jan 2024 | Certified absence | Self- certified absence | Non Covid-19 absence | Covid-19 Absence | Total absence rate | % Non Covid-19 absence | % Covid-19 absence |
|--|----------------------|----------------------------|-------------------------|---------------------|-----------------------|------------------------------|-----------------------|
| Cheeverstown House | 5.46% | 1.41% | 6.87% | 0.79% | 7.65% | 89.74% | 10.26% |
| Medical & Dental | | | | | | | |
| Nursing & Midwifery | 4.68% | 1.87% | 6.55% | 0.47% | 7.02% | 93.34% | 6.66% |
| Health & Social Care Professionals | 1.28% | 0.58% | 1.86% | 1.70% | 3.56% | 52.23% | 47.77% |
| Management & Administrative | 2.14% | 1.28% | 3.43% | 0.00% | 3.43% | 100.00% | 0.00% |
| General Support | 11.54% | 0.53% | 12.06% | 0.00% | 12.06% | 100.00% | 0.00% |
| Patient & Client Care | 7.07% | 1.52% | 8.58% | 1.03% | 9.61% | 89.32% | 10.68% |

| Health Service Absence Rate - by Staff Category: Jan 2024 | Certified absence | Self- certified absence | Non Covid-19 absence | Covid-19 Absence | Total absence rate | % Non Covid-19 absence | % Covid-19 absence |
|--|----------------------|----------------------------|-------------------------|---------------------|-----------------------|------------------------------|-----------------------|
| Children's Sunshine Home | 6.51% | 0.53% | 7.04% | 0.65% | 7.69% | 91.59% | 8.41% |
| Medical & Dental | | | | | | | |
| Nursing & Midwifery | 2.69% | 0.23% | 2.93% | 0.96% | 3.88% | 75.35% | 24.65% |
| Health & Social Care Professionals | 0.00% | 0.00% | 0.00% | 0.00% | 0.00% | | |
| Management & Administrative | 0.71% | 0.00% | 0.71% | 0.00% | 0.71% | 100.00% | 0.00% |
| General Support | 66.67% | 0.00% | 66.67% | 0.00% | 66.67% | 100.00% | 0.00% |
| Patient & Client Care | 4.05% | 1.47% | 5.52% | 0.51% | 6.03% | 91.51% | 8.49% |

| Health Service Absence Rate - by Staff Category: Jan 2024 | Certified absence | Self- certified absence | Non Covid-19 absence | Covid-19 Absence | Total absence rate | % Non Covid-19 absence | % Covid-19 absence |
|--|----------------------|----------------------------|-------------------------|---------------------|-----------------------|------------------------------|-----------------------|
| Cope Foundation | 4.81% | 1.60% | 6.41% | 0.75% | 7.16% | 89.57% | 10.43% |
| Medical & Dental | | | | | | | |
| Nursing & Midwifery | 4.94% | 1.43% | 6.38% | 0.48% | 6.86% | 93.00% | 7.00% |
| Health & Social Care Professionals | 2.75% | 1.55% | 4.31% | 0.43% | 4.74% | 90.82% | 9.18% |
| Management & Administrative | 1.92% | 0.16% | 2.09% | 0.24% | 2.33% | 89.55% | 10.45% |
| General Support | 6.37% | 1.26% | 7.63% | 1.20% | 8.83% | 86.40% | 13.60% |
| Patient & Client Care | 5.19% | 1.82% | 7.01% | 0.88% | 7.90% | 88.80% | 11.20% |

| Health Service Absence Rate - by Staff Category: Jan 2024 | Certified absence | Self- certified absence | Non Covid-19 absence | Covid-19 Absence | Total absence rate | % Non Covid-19 absence | % Covid-19 absence |
|--|----------------------|----------------------------|-------------------------|---------------------|-----------------------|------------------------------|-----------------------|
| Kare, Newbridge, Co Kildare | 4.62% | 0.70% | 5.33% | 0.84% | 6.16% | 86.43% | 13.57% |
| Medical & Dental | | | | | | | |
| Nursing & Midwifery | 6.63% | 1.35% | 7.98% | 2.27% | 10.25% | 77.86% | 22.14% |
| Health & Social Care Professionals | 2.49% | 0.74% | 3.23% | 0.49% | 3.71% | 86.90% | 13.10% |
| Management & Administrative | 2.79% | 0.31% | 3.09% | 0.56% | 3.65% | 84.62% | 15.38% |
| General Support | 0.00% | 0.00% | 0.00% | 0.00% | 0.00% | | |
| Patient & Client Care | 5.79% | 0.66% | 6.45% | 0.89% | 7.34% | 87.87% | 12.13% |

| Health Service Absence Rate - by Staff Category: Jan 2024 | Certified absence | Self- certified absence | Non Covid-19 absence | Covid-19 Absence | Total absence rate | % Non Covid-19 absence | % Covid-19 absence |
|--|----------------------|----------------------------|-------------------------|---------------------|-----------------------|------------------------------|-----------------------|
| Muiriosa Foundation, Laois/Offaly | 3.34% | 0.45% | 3.79% | 1.48% | 5.27% | 71.88% | 28.12% |
| Medical & Dental | | | | | | | |
| Nursing & Midwifery | 10.18% | 0.63% | 10.81% | 1.54% | 12.36% | 87.51% | 12.49% |
| Health & Social Care Professionals | 3.00% | 0.49% | 3.49% | 2.57% | 6.07% | 57.56% | 42.44% |
| Management & Administrative | 5.11% | 0.44% | 5.55% | 1.34% | 6.89% | 80.50% | 19.50% |
| General Support | 7.51% | 0.00% | 7.51% | 0.00% | 7.51% | 100.00% | 0.00% |
| Patient & Client Care | 2.11% | 0.40% | 2.51% | 0.85% | 3.36% | 74.73% | 25.27% |

| Health Service Absence Rate - by Staff Category: Jan 2024 | Certified absence | Self- certified absence | Non Covid-19 absence | Covid-19 Absence | Total absence rate | % Non Covid-19 absence | % Covid-19 absence |
|--|----------------------|----------------------------|-------------------------|---------------------|-----------------------|------------------------------|-----------------------|
| Muiriosa Foundation, Longford/W | 4.27% | 0.48% | 4.75% | 0.51% | 5.26% | 90.29% | 9.71% |
| Medical & Dental | | | | | | | |
| Nursing & Midwifery | 8.53% | 0.29% | 8.82% | 0.00% | 8.82% | 100.00% | 0.00% |
| Health & Social Care Professionals | 2.38% | 0.74% | 3.13% | 0.61% | 3.73% | 83.72% | 16.28% |
| Management & Administrative | 5.76% | 0.00% | 5.76% | 0.00% | 5.76% | 100.00% | 0.00% |
| General Support | 0.00% | 0.00% | 0.00% | 0.00% | 0.00% | | |
| Patient & Client Care | 5.01% | 0.40% | 5.41% | 0.55% | 5.96% | 90.74% | 9.26% |

| Health Service Absence Rate - by Staff Category: Jan 2024 | Certified absence | Self- certified absence | Non Covid-19 absence | Covid-19 Absence | Total absence rate | % Non Covid-19 absence | % Covid-19 absence |
|--|----------------------|----------------------------|-------------------------|---------------------|-----------------------|------------------------------|-----------------------|
| Muiriosa Foundation, South Kilda | 4.10% | 0.64% | 4.74% | 0.45% | 5.19% | 91.29% | 8.71% |
| Medical & Dental | | | | | | | |
| Nursing & Midwifery | 3.37% | 0.70% | 4.08% | 0.22% | 4.29% | 94.96% | 5.04% |
| Health & Social Care Professionals | 6.00% | 0.79% | 6.79% | 0.44% | 7.24% | 93.89% | 6.11% |
| Management & Administrative | 1.71% | 0.71% | 2.42% | 0.00% | 2.42% | 100.00% | 0.00% |
| General Support | 0.78% | 0.00% | 0.78% | 0.00% | 0.78% | 100.00% | 0.00% |
| Patient & Client Care | 3.85% | 0.57% | 4.42% | 0.64% | 5.05% | 87.41% | 12.59% |

| Health Service Absence Rate - by Staff Category: Jan 2024 | Certified absence | Self- certified absence | Non Covid-19 absence | Covid-19 Absence | Total absence rate | % Non Covid-19 absence | % Covid-19 absence |
|--|----------------------|----------------------------|-------------------------|---------------------|-----------------------|------------------------------|-----------------------|
| Peamount Hospital (Newcastle) | 4.54% | 0.94% | 5.49% | 0.84% | 6.33% | 86.71% | 13.29% |
| Medical & Dental | 0.00% | 0.00% | 0.00% | 0.00% | 0.00% | | |
| Nursing & Midwifery | 5.65% | 1.17% | 6.83% | 0.70% | 7.53% | 90.71% | 9.29% |
| Health & Social Care Professionals | 4.10% | 0.49% | 4.60% | 0.53% | 5.13% | 89.63% | 10.37% |
| Management & Administrative | 0.37% | 0.40% | 0.78% | 0.00% | 0.78% | 100.00% | 0.00% |
| General Support | 4.35% | 1.27% | 5.63% | 0.91% | 6.54% | 86.03% | 13.97% |
| Patient & Client Care | 5.07% | 1.00% | 6.07% | 1.20% | 7.27% | 83.53% | 16.47% |

| Health Service Absence Rate - by Staff Category: Jan 2024 | Certified absence | Self- certified absence | Non Covid-19 absence | Covid-19 Absence | Total absence rate | % Non Covid-19 absence | % Covid-19 absence |
|--|----------------------|----------------------------|-------------------------|---------------------|-----------------------|------------------------------|-----------------------|
| Stewart's Hospital, (Palmerstown) | 4.85% | 0.42% | 5.26% | 0.24% | 5.51% | 95.61% | 4.39% |
| Medical & Dental | | | | | | | |
| Nursing & Midwifery | 4.61% | 0.69% | 5.29% | 0.22% | 5.51% | 95.97% | 4.03% |
| Health & Social Care Professionals | 2.81% | 0.35% | 3.16% | 0.45% | 3.60% | 87.59% | 12.41% |
| Management & Administrative | 3.90% | 0.32% | 4.22% | 0.27% | 4.49% | 93.92% | 6.08% |
| General Support | 6.18% | 0.55% | 6.73% | 0.18% | 6.91% | 97.35% | 2.65% |
| Patient & Client Care | 5.16% | 0.38% | 5.54% | 0.22% | 5.76% | 96.23% | 3.77% |

| Health Service Absence Rate - by Staff Category: Jan 2024 | Certified absence | Self- certified absence | Non Covid-19 absence | Covid-19 Absence | Total absence rate | % Non Covid-19 absence | % Covid-19 absence |
|--|----------------------|----------------------------|-------------------------|---------------------|-----------------------|------------------------------|-----------------------|
| St. John of God, Drumcar | 5.75% | 0.60% | 6.35% | 0.85% | 7.19% | 88.23% | 11.77% |
| Medical & Dental | 0.00% | 0.00% | 0.00% | 0.00% | 0.00% | | |
| Nursing & Midwifery | 4.76% | 0.74% | 5.50% | 0.85% | 6.35% | 86.68% | 13.32% |
| Health & Social Care Professionals | 5.58% | 0.53% | 6.11% | 0.63% | 6.75% | 90.60% | 9.40% |
| Management & Administrative | 6.20% | 0.26% | 6.46% | 1.72% | 8.17% | 79.01% | 20.99% |
| General Support | 17.19% | 0.29% | 17.48% | 0.00% | 17.48% | 100.00% | 0.00% |
| Patient & Client Care | 5.93% | 0.57% | 6.50% | 0.88% | 7.38% | 88.02% | 11.98% |

| Health Service Absence Rate - by Staff Category: Jan 2024 | Certified absence | Self- certified absence | Non Covid-19 absence | Covid-19 Absence | Total absence rate | % Non Covid-19 absence | % Covid-19 absence |
|--|----------------------|----------------------------|-------------------------|---------------------|-----------------------|------------------------------|-----------------------|
| St John of God HQ | 3.14% | 0.00% | 3.14% | 0.00% | 3.14% | 100.00% | 0.00% |
| Medical & Dental | | | | | | | |
| Nursing & Midwifery | 0.00% | 0.00% | 0.00% | 0.00% | 0.00% | | |
| Health & Social Care Professionals | 0.00% | 0.00% | 0.00% | 0.00% | 0.00% | | |
| Management & Administrative | 3.44% | 0.00% | 3.44% | 0.00% | 3.44% | 100.00% | 0.00% |
| General Support | 0.00% | 0.00% | 0.00% | 0.00% | 0.00% | | |
| Patient & Client Care | | | | | | | |

| Health Service Absence Rate - by Staff Category: Jan 2024 | Certified absence | Self- certified absence | Non Covid-19 absence | Covid-19 Absence | Total absence rate | % Non Covid-19 absence | % Covid-19 absence |
|--|----------------------|----------------------------|-------------------------|---------------------|-----------------------|------------------------------|-----------------------|
| St. John of God (IDS) | 3.50% | 0.67% | 4.17% | 0.77% | 4.94% | 84.45% | 15.55% |
| Medical & Dental | 0.00% | 0.00% | 0.00% | 0.00% | 0.00% | | |
| Nursing & Midwifery | 2.08% | 0.21% | 2.29% | 0.72% | 3.02% | 76.04% | 23.96% |
| Health & Social Care Professionals | 5.45% | 1.18% | 6.63% | 0.58% | 7.20% | 92.01% | 7.99% |
| Management & Administrative | 1.04% | 0.00% | 1.04% | 0.00% | 1.04% | 100.00% | 0.00% |
| General Support | 12.02% | 0.56% | 12.58% | 0.00% | 12.58% | 100.00% | 0.00% |
| Patient & Client Care | 0.95% | 0.38% | 1.33% | 1.25% | 2.58% | 51.48% | 48.52% |

| Health Service Absence Rate - by Staff Category: Jan 2024 | Certified absence | Self- certified absence | Non Covid-19 absence | Covid-19 Absence | Total absence rate | % Non Covid-19 absence | % Covid-19 absence |
|--|----------------------|----------------------------|-------------------------|---------------------|-----------------------|------------------------------|-----------------------|
| St. John of God, Kerry | 3.40% | 0.73% | 4.12% | 0.51% | 4.64% | 88.95% | 11.05% |
| Medical & Dental | | | | | | | |
| Nursing & Midwifery | 2.29% | 0.91% | 3.20% | 0.77% | 3.97% | 80.64% | 19.36% |
| Health & Social Care Professionals | 6.34% | 1.11% | 7.45% | 0.47% | 7.93% | 94.03% | 5.97% |
| Management & Administrative | 1.54% | -0.13% | 1.40% | 0.81% | 2.21% | 63.48% | 36.52% |
| General Support | 2.48% | 0.21% | 2.69% | 0.00% | 2.69% | 100.00% | 0.00% |
| Patient & Client Care | 3.16% | 0.73% | 3.89% | 0.50% | 4.38% | 88.70% | 11.30% |

| Health Service Absence Rate - by Staff Category: Jan 2024 | Certified absence | Self- certified absence | Non Covid-19 absence | Covid-19 Absence | Total absence rate | % Non Covid-19 absence | % Covid-19 absence |
|--|----------------------|----------------------------|-------------------------|---------------------|-----------------------|------------------------------|-----------------------|
| St. John of God Liffey Services | 3.81% | 0.63% | 4.43% | 0.52% | 4.95% | 89.53% | 10.47% |
| Medical & Dental | 0.00% | 0.00% | 0.00% | 0.00% | 0.00% | | |
| Nursing & Midwifery | 5.78% | 0.80% | 6.58% | 1.08% | 7.65% | 85.93% | 14.07% |
| Health & Social Care Professionals | 3.10% | 0.66% | 3.76% | 0.38% | 4.14% | 90.84% | 9.16% |
| Management & Administrative | 1.46% | 0.52% | 1.97% | 0.00% | 1.97% | 100.00% | 0.00% |
| General Support | 5.06% | 0.00% | 5.06% | 0.00% | 5.06% | 100.00% | 0.00% |
| Patient & Client Care | 3.83% | 0.64% | 4.47% | 0.59% | 5.06% | 88.33% | 11.67% |

| Health Service Absence Rate - by Staff Category: Jan 2024 | Certified absence | Self- certified absence | Non Covid-19 absence | Covid-19 Absence | Total absence rate | % Non Covid-19 absence | % Covid-19 absence |
|--|----------------------|----------------------------|-------------------------|---------------------|-----------------------|------------------------------|-----------------------|
| St. Michael's House, Dublin | 4.33% | 0.43% | 4.76% | 0.30% | 5.07% | 94.01% | 5.99% |
| Medical & Dental | 4.74% | 0.00% | 4.74% | 1.28% | 6.02% | 78.81% | 21.19% |
| Nursing & Midwifery | 2.10% | 0.36% | 2.46% | 0.14% | 2.60% | 94.79% | 5.21% |
| Health & Social Care Professionals | 4.27% | 0.48% | 4.75% | 0.31% | 5.06% | 93.93% | 6.07% |
| Management & Administrative | 2.36% | 0.26% | 2.61% | 0.00% | 2.61% | 100.00% | 0.00% |
| General Support | 14.40% | 0.32% | 14.72% | 0.96% | 15.69% | 93.85% | 6.15% |
| Patient & Client Care | 5.27% | 0.48% | 5.76% | 0.39% | 6.15% | 93.58% | 6.42% |

| Health Service Absence Rate - by Staff Category: Jan 2024 | Certified absence | Self- certified absence | Non Covid-19 absence | Covid-19 Absence | Total absence rate | % Non Covid-19 absence | % Covid-19 absence |
|--|----------------------|----------------------------|-------------------------|---------------------|-----------------------|------------------------------|-----------------------|
| Sunbeam House Services | 4.10% | 0.80% | 4.90% | 0.66% | 5.56% | 88.12% | 11.88% |
| Medical & Dental | | | | | | | |
| Nursing & Midwifery | 0.55% | 0.51% | 1.06% | 0.65% | 1.71% | 61.78% | 38.22% |
| Health & Social Care Professionals | 5.91% | 0.87% | 6.78% | 0.83% | 7.61% | 89.06% | 10.94% |
| Management & Administrative | 1.39% | 0.19% | 1.58% | 0.36% | 1.94% | 81.30% | 18.70% |
| General Support | 0.00% | 0.53% | 0.53% | 0.65% | 1.18% | 45.00% | 55.00% |
| Patient & Client Care | 3.79% | 0.94% | 4.73% | 0.56% | 5.29% | 89.40% | 10.60% |

| Year / Month | Certified absence | Self-certified absence | Non Covid-19 absence | Covid-19 Absence | Total absence rate | Medical & Dental | Nursing & Midwifery | Health & Social Care Professionals | Management & Administrative | General Support | Patient & Client Care |
|--------------|-------------------|------------------------|----------------------|------------------|--------------------|------------------|---------------------|------------------------------------|-----------------------------|-----------------|-----------------------|
| Jan 2024 | 5.30% | 0.70% | 5.99% | 0.64% | 6.63% | 2.95% | 7.04% | 5.64% | 3.86% | 7.12% | 7.40% |
| 2024 | 5.30% | 0.70% | 5.99% | 0.64% | 6.63% | 2.95% | 7.04% | 5.64% | 3.86% | 7.12% | 7.40% |
| Dec 2023 | 5.04% | 0.70% | 5.74% | 0.60% | 6.34% | 3.87% | 6.71% | 5.58% | 4.39% | 7.36% | 6.79% |
| Nov 2023 | 5.07% | 0.65% | 5.72% | 0.40% | 6.12% | 0.52% | 6.83% | 5.17% | 4.19% | 6.37% | 6.65% |
| Oct 2023 | 5.00% | 0.61% | 5.60% | 0.57% | 6.17% | 1.25% | 6.78% | 5.15% | 4.32% | 7.05% | 6.69% |
| Sep 2023 | 5.02% | 0.57% | 5.59% | 0.81% | 6.40% | 0.66% | 6.85% | 5.44% | 3.92% | 6.27% | 7.13% |
| Aug 2023 | 5.27% | 0.58% | 5.84% | 0.78% | 6.62% | 1.95% | 7.10% | 5.38% | 4.50% | 7.29% | 7.35% |
| Jul 2023 | 4.69% | 0.55% | 5.24% | 0.38% | 5.62% | 0.59% | 6.09% | 4.49% | 3.59% | 7.20% | 6.20% |
| Jun 2023 | 4.96% | 0.56% | 5.52% | 0.30% | 5.82% | 2.28% | 6.50% | 4.87% | 4.21% | 5.97% | 6.25% |
| May 2023 | 4.97% | 0.51% | 5.48% | 0.39% | 5.87% | 1.41% | 5.99% | 5.15% | 4.00% | 6.85% | 6.41% |
| Apr 2023 | 4.86% | 0.54% | 5.40% | 0.45% | 5.85% | 1.00% | 6.08% | 5.15% | 3.78% | 6.88% | 6.35% |
| Mar 2023 | 4.87% | 0.58% | 5.45% | 0.55% | 6.00% | 0.83% | 5.85% | 5.57% | 4.28% | 7.22% | 6.47% |
| Feb 2023 | 4.39% | 0.53% | 4.91% | 0.45% | 5.36% | 3.87% | 5.61% | 4.43% | 4.03% | 6.53% | 5.88% |
| Jan 2023 | 5.10% | 0.66% | 5.77% | 0.90% | 6.67% | 3.33% | 7.07% | 5.68% | 3.94% | 7.18% | 7.38% |
| 2023 | 4.94% | 0.59% | 5.52% | 0.55% | 6.07% | 1.75% | 6.45% | 5.17% | 4.10% | 6.84% | 6.63% |
| Dec 2022 | 5.37% | 0.74% | 6.11% | 1.19% | 7.30% | 0.90% | 7.26% | 6.63% | 4.38% | 7.01% | 8.13% |
| Nov 2022 | 4.66% | 0.56% | 5.22% | 0.73% | 5.95% | 1.46% | 6.47% | 4.83% | 3.64% | 6.19% | 6.73% |
| Oct 2022 | 4.92% | 0.61% | 5.52% | 0.80% | 6.33% | 1.83% | 6.25% | 5.27% | 3.70% | 6.77% | 7.31% |
| Sep 2022 | 5.06% | 0.60% | 5.66% | 0.71% | 6.37% | 1.58% | 6.74% | 4.97% | 4.16% | 6.40% | 7.26% |
| Aug 2022 | 4.98% | 0.47% | 5.45% | 0.91% | 6.36% | 3.43% | 6.35% | 5.40% | 3.75% | 6.27% | 7.38% |
| Jul 2022 | 5.21% | 0.47% | 5.69% | 2.02% | 7.71% | 3.32% | 7.88% | 6.30% | 4.70% | 7.61% | 8.79% |
| Jun 2022 | 4.73% | 0.65% | 5.38% | 1.77% | 7.15% | 3.41% | 7.17% | 6.27% | 4.93% | 6.55% | 7.97% |
| May 2022 | 4.56% | 0.61% | 5.17% | 1.05% | 6.22% | 3.56% | 6.74% | 4.19% | 4.51% | 6.56% | 7.44% |
| Apr 2022 | 4.79% | 0.67% | 5.46% | 2.85% | 8.31% | 1.64% | 9.11% | 6.97% | 5.10% | 8.60% | 9.11% |
| Mar 2022 | 4.83% | 0.70% | 5.53% | 4.45% | 9.98% | 3.16% | 11.46% | 8.09% | 7.17% | 9.99% | 10.72% |
| Feb 2022 | 4.18% | 0.64% | 4.83% | 2.92% | 7.75% | 1.40% | 8.51% | 6.74% | 5.06% | 6.78% | 8.46% |
| Jan 2022 | 4.26% | 0.64% | 4.90% | 5.09% | 9.99% | 1.46% | 10.96% | 8.37% | 6.01% | 8.31% | 11.16% |
| 2022 | 4.79% | 0.61% | 5.41% | 2.04% | 7.44% | 2.49% | 7.93% | 6.12% | 4.74% | 7.19% | 8.38% |
| Dec 2021 | 4.64% | 0.67% | 5.30% | 2.77% | 8.08% | 3.03% | 8.69% | 6.92% | 4.87% | 7.74% | 8.89% |
| Nov 2021 | 4.87% | 0.73% | 5.61% | 2.45% | 8.05% | 3.69% | 9.12% | 6.90% | 5.86% | 7.16% | 8.63% |
| Oct 2021 | 4.78% | 0.55% | 5.33% | 1.29% | 6.62% | 2.97% | 7.65% | 5.70% | 4.64% | 6.63% | 6.97% |
| Sep 2021 | 4.62% | 0.51% | 5.14% | 0.98% | 6.12% | 7.70% | 6.87% | 5.19% | 4.18% | 5.48% | 6.59% |
| Aug 2021 | 4.60% | 0.38% | 4.98% | 0.88% | 5.86% | 10.75% | 6.05% | 4.80% | 3.98% | 4.96% | 6.62% |
| Jul 2021 | 4.53% | 0.42% | 4.94% | 0.59% | 5.54% | 5.18% | 5.84% | 4.71% | 3.46% | 6.24% | 6.04% |
| Jun 2021 | 4.10% | 0.51% | 4.61% | 0.54% | 5.15% | 3.20% | 5.39% | 4.28% | 3.04% | 5.23% | 5.79% |
| May 2021 | 3.87% | 0.41% | 4.28% | 0.67% | 4.96% | 2.52% | 5.19% | 4.20% | 2.32% | 4.47% | 5.67% |
| Apr 2021 | 3.90% | 0.38% | 4.29% | 0.84% | 5.13% | 2.01% | 5.81% | 4.54% | 2.66% | 5.36% | 5.49% |
| Mar 2021 | 3.96% | 0.49% | 4.46% | 1.02% | 5.48% | 2.20% | 5.72% | 4.88% | 3.13% | 5.29% | 6.06% |
| Feb 2021 | 4.35% | 0.55% | 4.90% | 1.99% | 6.89% | 1.33% | 7.54% | 6.11% | 2.94% | 6.11% | 7.70% |
| Jan 2021 | 4.57% | 0.35% | 4.92% | 4.48% | 9.40% | 0.92% | 10.46% | 8.06% | 3.52% | 9.46% | 10.50% |
| 2021 | 4.40% | 0.50% | 4.90% | 1.55% | 6.44% | 3.86% | 7.02% | 5.53% | 3.72% | 6.16% | 7.09% |

| Year / Month | Certified absence | Self-certified absence | Non Covid-19 absence | Covid-19 Absence | Total absence rate | CHO 1 | CHO 2 | CHO 3 | CHO 4 | CHO 5 | CHO 6 | CHO 7 | CHO 8 | CHO 9 | Other Comm | Social Care |
|--------------|-------------------|------------------------|----------------------|------------------|--------------------|--------|--------|-------|--------|--------|-------|-------|--------|-------|------------|-------------|
| Jan 2024 | 5.30% | 0.70% | 5.99% | 0.64% | 6.63% | 10.84% | 7.26% | 6.01% | 6.72% | 7.24% | 5.91% | 5.80% | 6.64% | 5.34% | 0.00% | 6.63% |
| 2024 | 5.30% | 0.70% | 5.99% | 0.64% | 6.63% | 10.84% | 7.26% | 6.01% | 6.72% | 7.24% | 5.91% | 5.80% | 6.64% | 5.34% | 0.00% | 6.63% |
| Dec 2023 | 5.04% | 0.70% | 5.74% | 0.60% | 6.34% | 9.89% | 6.75% | 5.25% | 6.45% | 7.10% | 6.32% | 5.20% | 6.03% | 6.02% | 3.53% | 6.34% |
| Nov 2023 | 5.07% | 0.65% | 5.72% | 0.40% | 6.12% | 9.25% | 6.15% | 5.44% | 6.18% | 6.52% | 5.86% | 5.48% | 6.21% | 5.44% | 0.00% | 6.12% |
| Oct 2023 | 5.00% | 0.61% | 5.60% | 0.57% | 6.17% | 9.05% | 5.76% | 5.88% | 6.42% | 6.79% | 5.30% | 5.68% | 5.96% | 5.69% | 0.00% | 6.17% |
| Sep 2023 | 5.02% | 0.57% | 5.59% | 0.81% | 6.40% | 8.71% | 5.81% | 6.18% | 6.84% | 7.88% | 5.00% | 6.00% | 6.20% | 5.68% | 0.00% | 6.40% |
| Aug 2023 | 5.27% | 0.58% | 5.84% | 0.78% | 6.62% | 9.37% | 6.75% | 6.04% | 6.92% | 8.43% | 5.68% | 6.03% | 7.04% | 5.29% | 0.00% | 6.62% |
| Jul 2023 | 4.69% | 0.55% | 5.24% | 0.38% | 5.62% | 7.82% | 5.25% | 5.58% | 5.52% | 6.89% | 5.27% | 4.99% | 5.55% | 5.13% | 2.98% | 5.62% |
| Jun 2023 | 4.96% | 0.56% | 5.52% | 0.30% | 5.82% | 7.72% | 5.88% | 5.29% | 5.61% | 7.71% | 5.28% | 5.06% | 6.01% | 5.27% | 3.16% | 5.82% |
| May 2023 | 4.97% | 0.51% | 5.48% | 0.39% | 5.87% | 7.97% | 5.64% | 5.57% | 5.71% | 7.23% | 5.18% | 5.64% | 5.86% | 5.15% | 0.00% | 5.87% |
| Apr 2023 | 4.86% | 0.54% | 5.40% | 0.45% | 5.85% | 7.82% | 5.97% | 5.50% | 6.15% | 7.22% | 5.23% | 5.43% | 5.70% | 5.01% | 0.00% | 5.85% |
| Mar 2023 | 4.87% | 0.58% | 5.45% | 0.55% | 6.00% | 8.55% | 5.23% | 4.92% | 5.62% | 7.65% | 6.11% | 6.13% | 5.80% | 5.28% | 0.00% | 6.00% |
| Feb 2023 | 4.39% | 0.53% | 4.91% | 0.45% | 5.36% | 8.14% | 5.11% | 5.01% | 5.42% | 7.48% | 4.65% | 4.87% | 5.01% | 4.50% | 11.15% | 5.36% |
| Jan 2023 | 5.10% | 0.66% | 5.77% | 0.90% | 6.67% | 9.92% | 6.34% | 6.15% | 6.60% | 8.30% | 5.63% | 6.20% | 7.51% | 5.10% | 11.94% | 6.67% |
| 2023 | 4.94% | 0.59% | 5.52% | 0.55% | 6.07% | 8.69% | 5.87% | 5.57% | 6.12% | 7.43% | 5.45% | 5.56% | 6.06% | 5.29% | 2.46% | 6.07% |
| Dec 2022 | 5.37% | 0.74% | 6.11% | 1.19% | 7.30% | 11.01% | 6.50% | 6.74% | 7.15% | 9.88% | 6.82% | 6.74% | 7.09% | 6.03% | 0.00% | 7.30% |
| Nov 2022 | 4.66% | 0.56% | 5.22% | 0.73% | 5.95% | 8.32% | 5.64% | 5.36% | 6.53% | 7.89% | 4.77% | 5.65% | 6.96% | 4.37% | 0.00% | 5.95% |
| Oct 2022 | 4.92% | 0.61% | 5.52% | 0.80% | 6.33% | 9.67% | 5.90% | 5.51% | 7.08% | 8.35% | 5.84% | 5.53% | 6.90% | 4.77% | 0.00% | 6.33% |
| Sep 2022 | 5.06% | 0.60% | 5.66% | 0.71% | 6.37% | 9.19% | 6.01% | 4.95% | 6.29% | 8.29% | 5.16% | 6.33% | 7.01% | 5.18% | 0.00% | 6.37% |
| Aug 2022 | 4.98% | 0.47% | 5.45% | 0.91% | 6.36% | 10.34% | 6.20% | 4.65% | 6.50% | 8.67% | 4.40% | 5.93% | 7.24% | 4.93% | 2.21% | 6.36% |
| Jul 2022 | 5.21% | 0.47% | 5.69% | 2.02% | 7.71% | 10.59% | 7.00% | 7.06% | 7.69% | 9.80% | 6.03% | 7.30% | 8.97% | 6.11% | 0.00% | 7.71% |
| Jun 2022 | 4.73% | 0.65% | 5.38% | 1.77% | 7.15% | 8.56% | 7.86% | 5.63% | 7.66% | 8.62% | 7.26% | 7.17% | 7.74% | 5.48% | 0.73% | 7.15% |
| May 2022 | 4.56% | 0.61% | 5.17% | 1.05% | 6.22% | 8.08% | 5.97% | 5.37% | 6.20% | 7.88% | 5.05% | 6.27% | 6.99% | 5.14% | 0.00% | 6.22% |
| Apr 2022 | 4.79% | 0.67% | 5.46% | 2.85% | 8.31% | 9.72% | 7.79% | 8.35% | 10.71% | 9.49% | 6.61% | 7.97% | 8.71% | 6.21% | 0.00% | 8.31% |
| Mar 2022 | 4.83% | 0.70% | 5.53% | 4.45% | 9.98% | 13.34% | 8.93% | 8.45% | 11.19% | 11.57% | 9.34% | 9.99% | 10.96% | 7.75% | 0.00% | 9.98% |
| Feb 2022 | 4.18% | 0.64% | 4.83% | 2.92% | 7.75% | 10.20% | 7.00% | 7.75% | 8.41% | 9.02% | 7.99% | 7.34% | 8.07% | 6.09% | 0.00% | 7.75% |
| Jan 2022 | 4.26% | 0.64% | 4.90% | 5.09% | 9.99% | 11.55% | 10.36% | 9.58% | 12.16% | 12.28% | 8.23% | 8.44% | 11.04% | 7.99% | 1.50% | 9.99% |
| 2022 | 4.79% | 0.61% | 5.41% | 2.04% | 7.44% | 10.04% | 7.04% | 6.62% | 8.13% | 9.32% | 6.45% | 7.05% | 8.16% | 5.81% | 0.37% | 7.44% |
| Dec 2021 | 4.64% | 0.67% | 5.30% | 2.77% | 8.08% | 10.17% | 7.70% | 7.69% | 10.20% | 9.23% | 6.27% | 8.38% | 7.05% | 6.53% | 0.68% | 8.08% |
| Nov 2021 | 4.87% | 0.73% | 5.61% | 2.45% | 8.05% | 9.83% | 6.71% | 7.63% | 10.32% | 8.22% | 6.75% | 7.91% | 7.98% | 7.06% | 0.00% | 8.05% |
| Oct 2021 | 4.78% | 0.55% | 5.33% | 1.29% | 6.62% | 8.71% | 5.36% | 6.37% | 8.10% | 6.68% | 5.24% | 6.58% | 6.88% | 5.90% | 0.00% | 6.62% |
| Sep 2021 | 4.62% | 0.51% | 5.14% | 0.98% | 6.12% | 8.30% | 4.60% | 5.35% | 6.89% | 5.96% | 6.28% | 6.34% | 6.85% | 5.02% | 1.91% | 6.12% |
| Aug 2021 | 4.60% | 0.38% | 4.98% | 0.88% | 5.86% | 8.92% | 4.60% | 4.80% | 6.04% | 6.41% | 5.69% | 6.18% | 6.12% | 4.88% | 0.00% | 5.86% |
| Jul 2021 | 4.53% | 0.42% | 4.94% | 0.59% | 5.54% | 8.25% | 4.40% | 4.06% | 5.35% | 5.80% | 6.10% | 5.78% | 6.33% | 4.88% | 0.00% | 5.54% |
| Jun 2021 | 4.10% | 0.51% | 4.61% | 0.54% | 5.15% | 7.13% | 4.79% | 4.47% | 5.65% | 5.26% | 4.98% | 5.06% | 5.33% | 4.49% | 0.00% | 5.15% |
| May 2021 | 3.87% | 0.41% | 4.28% | 0.67% | 4.96% | 6.58% | 4.59% | 4.71% | 5.48% | 4.84% | 4.34% | 5.09% | 5.04% | 4.33% | 0.00% | 4.96% |
| Apr 2021 | 3.90% | 0.38% | 4.29% | 0.84% | 5.13% | 6.16% | 4.55% | 3.91% | 5.14% | 5.29% | 4.97% | 5.85% | 5.61% | 4.63% | 0.00% | 5.13% |
| Mar 2021 | 3.96% | 0.49% | 4.46% | 1.02% | 5.48% | 7.09% | 6.17% | 4.47% | 5.44% | 6.38% | 4.50% | 5.53% | 5.93% | 4.72% | 0.00% | 5.48% |
| Feb 2021 | 4.35% | 0.55% | 4.90% | 1.99% | 6.89% | 8.50% | 7.63% | 5.86% | 6.73% | 8.99% | 6.21% | 6.62% | 7.66% | 5.56% | 0.00% | 6.89% |
| Jan 2021 | 4.57% | 0.35% | 4.92% | 4.48% | 9.40% | 12.27% | 9.04% | 8.79% | 10.05% | 11.27% | 8.93% | 9.56% | 8.72% | 7.84% | 0.00% | 9.40% |
| 2021 | 4.40% | 0.50% | 4.90% | 1.55% | 6.44% | 8.49% | 5.81% | 5.69% | 7.14% | 7.01% | 5.83% | 6.58% | 6.65% | 5.48% | 0.23% | 6.44% |

