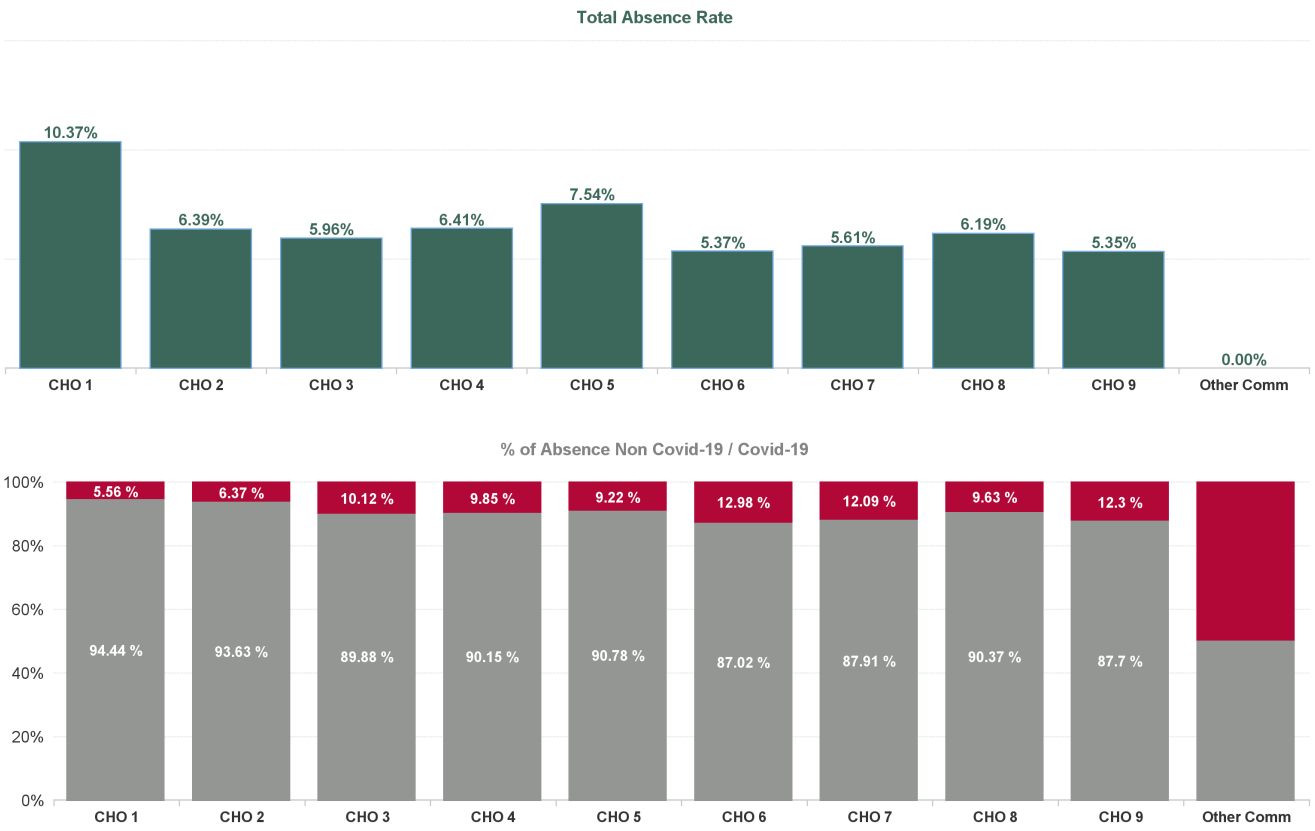


June 2024

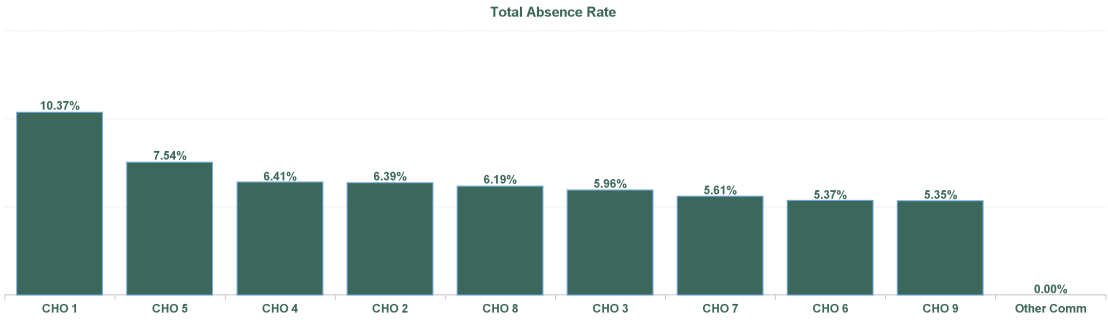
Health Service Absence Rate - by Staff Category: Jun 2024	Certified absence	Self- certified absence	Non Covid-19 absence	Covid-19 Absence	Total absence rate	% Non Covid-19 absence	% Covid-19 absence
Disabilities	5.20%	0.56%	5.75%	0.62%	6.37%	90.23%	9.77%
Medical & Dental	3.02%	0.29%	3.31%	0.32%	3.63%	91.06%	8.94%
Nursing & Midwifery	5.49%	0.59%	6.08%	0.61%	6.69%	90.84%	9.16%
Health & Social Care Professionals	4.09%	0.45%	4.55%	0.69%	5.23%	86.88%	13.12%
Management & Administrative	3.97%	0.32%	4.29%	0.42%	4.72%	91.00%	9.00%
General Support	5.53%	0.43%	5.96%	0.49%	6.45%	92.41%	7.59%
Patient & Client Care	5.76%	0.64%	6.40%	0.64%	7.04%	90.91%	9.09%

Health Service Absence Rate - by Hospital Group: Jun 2024	Certified absence	Self- certified absence	Non Covid-19 absence	Covid-19 Absence	Total absence rate	% Non Covid-19 absence	% Covid-19 absence
Disabilities	5.20%	0.56%	5.75%	0.62%	6.37%	90.23%	9.77%
CHO 1	9.16%	0.62%	9.79%	0.58%	10.37%	94.44%	5.56%
CHO 2	5.54%	0.44%	5.98%	0.41%	6.39%	93.63%	6.37%
CHO 3	4.92%	0.44%	5.36%	0.60%	5.96%	89.88%	10.12%
CHO 4	4.83%	0.95%	5.78%	0.63%	6.41%	90.15%	9.85%
CHO 5	6.15%	0.69%	6.84%	0.69%	7.54%	90.78%	9.22%
CHO 6	4.08%	0.60%	4.68%	0.70%	5.37%	87.02%	12.98%
CHO 7	4.46%	0.47%	4.93%	0.68%	5.61%	87.91%	12.09%
CHO 8	5.09%	0.50%	5.60%	0.60%	6.19%	90.37%	9.63%
CHO 9	4.31%	0.38%	4.69%	0.66%	5.35%	87.70%	12.30%
Other Community Services	0.00%	0.00%	0.00%	0.00%	0.00%	#DIV/0	#DIV/0



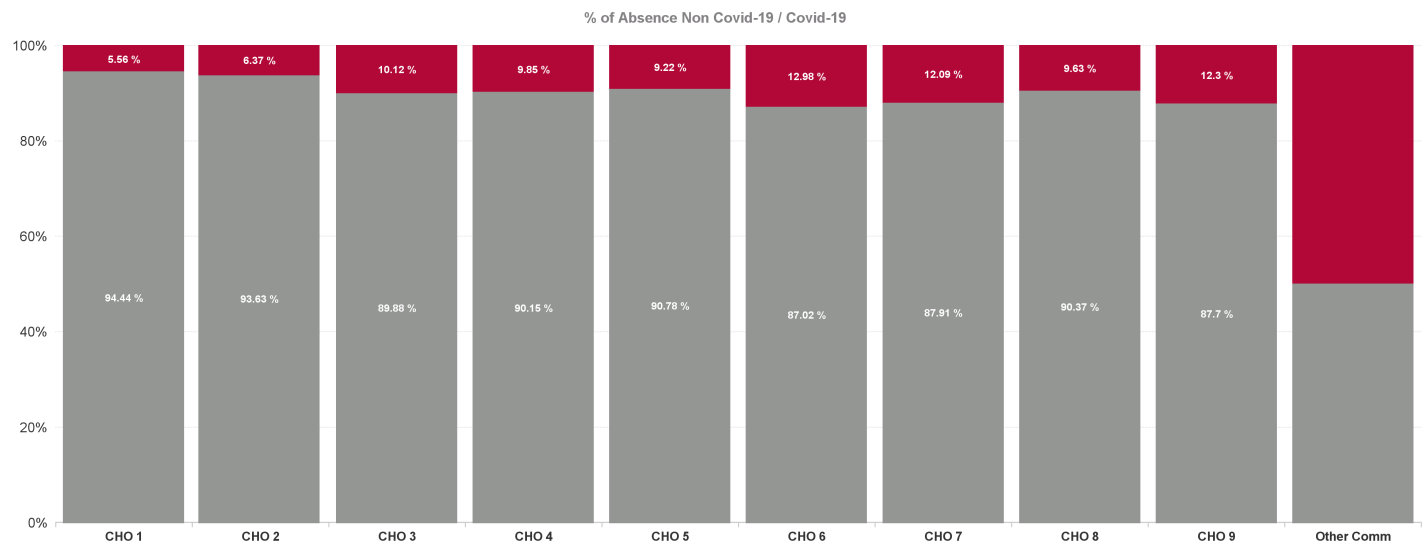
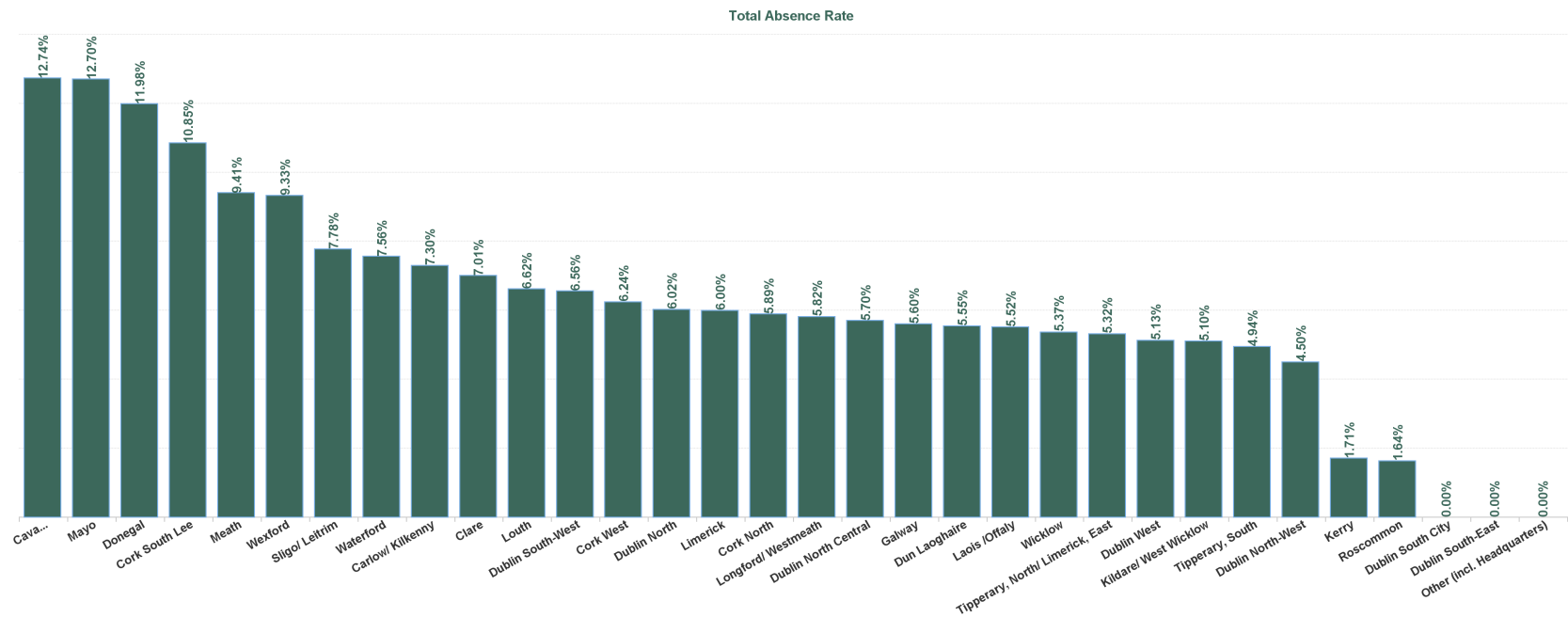
June 2024

Health Service Absence Rate - by HG, CHO/Care Group & Staff Category : Jun 2024	Certified absence	Self-certified absence	Non Covid-19 absence	Covid-19 Absence	Total absence rate	Medical & Dental	Nursing & Midwifery	Health & Social Care Professionals	Management & Administrative	General Support	Patient & Client Care
Disabilities	5.20%	0.56%	5.75%	0.62%	6.37%	3.63%	6.69%	5.23%	4.72%	6.45%	7.04%
CHO 1	9.16%	0.62%	9.79%	0.58%	10.37%	0.00%	10.37%	6.60%	9.88%	9.26%	10.90%
CHO 2	5.54%	0.44%	5.98%	0.41%	6.39%	4.58%	7.93%	6.77%	4.64%	3.88%	6.25%
CHO 3	4.92%	0.44%	5.36%	0.60%	5.96%	0.00%	5.36%	4.85%	4.46%	7.08%	6.62%
CHO 4	4.83%	0.95%	5.78%	0.63%	6.41%	0.00%	7.97%	4.38%	3.60%	5.11%	7.06%
CHO 5	6.15%	0.69%	6.84%	0.69%	7.54%	19.79%	8.51%	8.60%	5.56%	5.49%	7.31%
CHO 6	4.08%	0.60%	4.68%	0.70%	5.37%	28.88%	6.59%	4.69%	3.69%	4.68%	5.93%
CHO 7	4.46%	0.47%	4.93%	0.68%	5.61%	0.36%	5.77%	4.66%	3.47%	6.18%	6.24%
CHO 8	5.09%	0.50%	5.60%	0.60%	6.19%	0.00%	6.23%	5.34%	6.87%	8.46%	6.37%
CHO 9	4.31%	0.38%	4.69%	0.66%	5.35%	0.74%	4.44%	4.79%	3.90%	7.98%	6.86%
Other Community Services	0.00%	0.00%	0.00%	0.00%	0.00%				0.00%		



June 2024

Health Service Absence Rate - by HG, CHO/Care Group & Staff Category: Jun 2024	Certified absence	Self- certified absence	Non Covid-19 absence	Covid-19 Absence	Total absence rate	Medical & Dental	Nursing & Midwifery	Health & Social Care Professionals	Management & Administrative	General Support	Patient & Client Care
Total	5.20%	0.56%	5.75%	0.62%	6.37%	3.63%	6.69%	5.23%	4.72%	6.45%	7.04%
Cavan/ Monaghan	11.38%	0.84%	12.22%	0.52%	12.74%	0.00%	12.03%	5.53%	17.51%		13.69%
Donegal	10.55%	0.62%	11.17%	0.82%	11.98%	0.00%	13.67%	8.06%	12.14%	13.94%	11.70%
Sligo/ Leitrim	6.88%	0.54%	7.42%	0.36%	7.78%	0.00%	6.57%	4.98%	1.95%	6.90%	9.04%
CHO 1	9.16%	0.62%	9.79%	0.58%	10.37%	0.00%	10.37%	6.60%	9.88%	9.26%	10.90%
Galway	4.88%	0.42%	5.31%	0.30%	5.60%	5.70%	5.88%	5.86%	3.72%	4.36%	5.76%
Mayo	10.87%	0.54%	11.41%	1.29%	12.70%	0.00%	16.78%	12.87%	12.92%	0.00%	11.57%
Roscommon	1.64%	0.00%	1.64%	0.00%	1.64%			3.57%	0.00%		0.00%
CHO 2	5.54%	0.44%	5.98%	0.41%	6.39%	4.58%	7.93%	6.77%	4.64%	3.88%	6.25%
Clare	5.56%	0.41%	5.98%	1.03%	7.01%	0.00%	0.00%	6.83%	1.59%		7.44%
Limerick	5.04%	0.43%	5.47%	0.53%	6.00%		6.79%	4.27%	3.93%	6.35%	6.60%
Tipperary, North/ Limerick, East	4.45%	0.47%	4.91%	0.41%	5.32%		4.70%	3.94%	6.13%	7.37%	5.83%
CHO 3	4.92%	0.44%	5.36%	0.60%	5.96%	0.00%	5.36%	4.85%	4.46%	7.08%	6.62%
Cork North	1.68%	0.00%	1.68%	4.21%	5.89%			0.00%	4.86%		27.78%
Cork South Lee	8.38%	1.31%	9.69%	1.16%	10.85%		18.54%	14.51%	0.00%		9.17%
Cork West	4.71%	0.94%	5.64%	0.60%	6.24%	0.00%	7.55%	4.06%	3.78%	5.11%	6.94%
Kerry	0.00%	0.00%	0.00%	1.71%	1.71%				1.71%		
CHO 4	4.83%	0.95%	5.78%	0.63%	6.41%	0.00%	7.97%	4.38%	3.60%	5.11%	7.06%
Carlow/ Kilkenny	6.55%	0.50%	7.05%	0.24%	7.30%		8.78%	5.80%	7.60%	9.44%	7.55%
Tipperary, South	3.31%	0.70%	4.01%	0.93%	4.94%		4.50%		2.85%		7.21%
Waterford	5.88%	0.75%	6.63%	0.94%	7.56%	52.86%	8.86%	11.28%	4.18%	4.18%	6.97%
Wexford	8.56%	0.77%	9.33%	0.00%	9.33%	0.00%	9.40%	0.00%	2.82%		10.52%
CHO 5	6.15%	0.69%	6.84%	0.69%	7.54%	19.79%	8.51%	8.60%	5.56%	5.49%	7.31%
Dublin South-East	0.00%	0.00%	0.00%	0.00%	0.00%			0.00%			
Dun Laoghaire	4.19%	1.35%	5.55%	0.00%	5.55%		5.74%	0.00%	0.00%	0.00%	9.23%
Wicklow	4.07%	0.57%	4.64%	0.72%	5.37%	28.88%	6.73%	4.70%	3.85%	5.07%	5.84%
CHO 6	4.08%	0.60%	4.68%	0.70%	5.37%	28.88%	6.59%	4.69%	3.69%	4.68%	5.93%
Dublin South City	0.00%	0.00%	0.00%	0.00%	0.00%			0.00%			0.00%
Dublin South-West	5.39%	0.55%	5.94%	0.62%	6.56%	0.00%	4.70%	4.49%	4.47%	9.30%	9.07%
Dublin West	3.97%	0.46%	4.43%	0.70%	5.13%	0.39%	6.98%	5.05%	2.80%	4.54%	5.10%
Kildare/ West Wicklow	4.03%	0.31%	4.33%	0.77%	5.10%		3.99%	4.98%	3.75%	0.00%	5.70%
CHO 7	4.46%	0.47%	4.93%	0.68%	5.61%	0.36%	5.77%	4.66%	3.47%	6.18%	6.24%
Laois /Offaly	4.66%	0.37%	5.03%	0.48%	5.52%		5.09%	5.25%	5.00%	5.31%	5.85%
Longford/ Westmeath	4.67%	0.54%	5.22%	0.60%	5.82%	0.00%	5.18%	4.84%	7.34%	7.41%	6.22%
Louth	5.27%	0.58%	5.85%	0.77%	6.62%	0.00%	6.53%	6.95%	9.16%	13.29%	6.15%
Meath	8.44%	0.64%	9.08%	0.33%	9.41%		9.40%	2.68%	8.58%		11.87%
CHO 8	5.09%	0.50%	5.60%	0.60%	6.19%	0.00%	6.23%	5.34%	6.87%	8.46%	6.37%
Dublin North	5.17%	0.76%	5.92%	0.10%	6.02%	0.00%	4.24%	0.00%	3.43%	1.58%	9.67%
Dublin North Central	4.74%	0.30%	5.04%	0.66%	5.70%	1.28%	4.86%	5.08%	4.49%	10.69%	7.43%
Dublin North-West	3.26%	0.39%	3.65%	0.85%	4.50%	0.00%	4.12%	3.98%	2.93%	6.25%	5.18%
CHO 9	4.31%	0.38%	4.69%	0.66%	5.35%	0.74%	4.44%	4.79%	3.90%	7.98%	6.86%
Other (incl. Headquarters)	0.00%	0.00%	0.00%	0.00%	0.00%				0.00%		
Other Community Services	0.00%	0.00%	0.00%	0.00%	0.00%				0.00%		
Community Services	5.20%	0.56%	5.75%	0.62%	6.37%	3.63%	6.69%	5.23%	4.72%	6.45%	7.04%



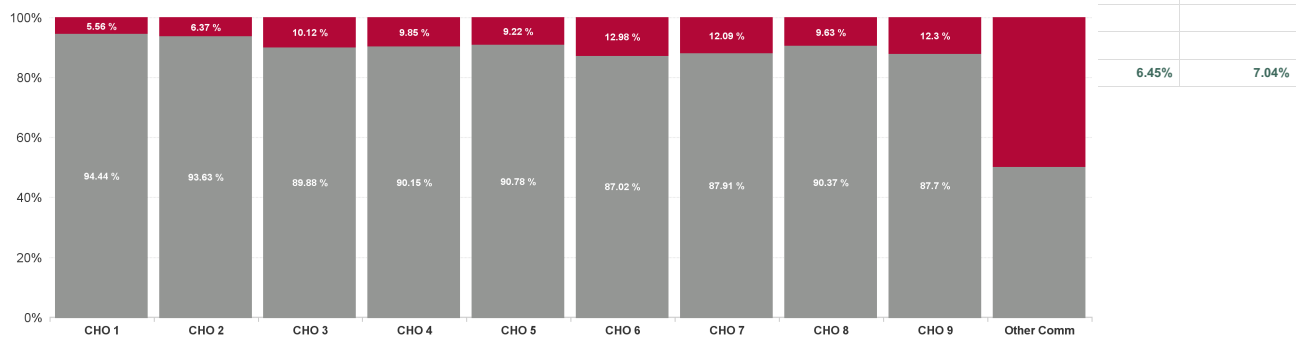
June 2024

Health Service Covid 19 Absence Rate - by Hospital & Staff Category: Jun 2024	Non Covid-19 absence	Covid-19 absence	Total absence rate	Medical & Dental	Nursing & Midwifery	Health & Social Care Professionals	Management & Administrative	General Support	Patient & Client Care
Disabilities	5.75%	0.62%	6.37%	0.32%	0.61%	0.69%	0.42%	0.49%	0.64%
Cavan/ Monaghan	12.22%	0.52%	12.74%	0.00%	0.00%	0.21%	1.39%		0.70%
Donegal	11.17%	0.82%	11.98%	0.00%	0.52%	1.45%	2.58%	0.00%	0.66%
Sligo/ Leitrim	7.42%	0.36%	7.78%	0.00%	0.22%	0.00%	0.76%	1.15%	0.38%
CHO 1	9.79%	0.58%	10.37%	0.00%	0.31%	0.75%	1.81%	0.76%	0.55%
Galway	5.31%	0.30%	5.60%	0.00%	0.58%	0.19%	0.13%	0.00%	0.32%
Mayo	11.41%	1.29%	12.70%	0.00%	2.03%	1.18%	1.33%	0.00%	1.10%
Roscommon	1.64%	0.00%	1.64%			0.00%	0.00%		0.00%
CHO 2	5.98%	0.41%	6.39%	0.00%	0.85%	0.32%	0.26%	0.00%	0.39%
Clare	5.98%	1.03%	7.01%	0.00%	0.00%	1.21%	0.64%		1.02%
Limerick	5.47%	0.53%	6.00%		1.27%	0.61%	0.00%	2.13%	0.23%
Tipperary, North/ Limerick, East	4.91%	0.41%	5.32%		0.37%	0.00%	0.00%	0.85%	0.57%
CHO 3	5.36%	0.60%	5.96%	0.00%	0.67%	0.54%	0.12%	1.23%	0.62%
Cork North	1.68%	4.21%	5.89%			0.00%	0.00%		27.78%
Cork South Lee	9.69%	1.16%	10.85%		2.17%	0.88%	0.00%		1.08%
Cork West	5.64%	0.60%	6.24%	0.00%	0.63%	0.33%	0.87%	0.48%	0.65%
Kerry	0.00%	1.71%	1.71%				1.71%		
CHO 4	5.78%	0.63%	6.41%	0.00%	0.69%	0.35%	0.88%	0.48%	0.69%
Carlow/ Kilkenny	7.05%	0.24%	7.30%		0.65%	0.53%	0.00%	0.00%	0.08%
Tipperary, South	4.01%	0.93%	4.94%		1.69%	0.00%	0.00%		0.60%
Waterford	6.63%	0.94%	7.56%	0.00%	0.99%	2.28%	0.81%	1.40%	0.69%
Wexford	9.33%	0.00%	9.33%	0.00%	0.00%	0.00%	0.00%		0.00%
CHO 5	6.84%	0.69%	7.54%	0.00%	0.78%	1.48%	0.38%	1.05%	0.52%
Dublin South-East	0.00%	0.00%	0.00%			0.00%			
Dun Laoghaire	5.55%	0.00%	5.55%		0.00%	0.00%	0.00%	0.00%	0.00%
Wicklow	4.64%	0.72%	5.37%	0.00%	0.50%	0.80%	0.21%	0.00%	0.94%
CHO 6	4.68%	0.70%	5.37%	0.00%	0.44%	0.80%	0.21%	0.00%	0.91%
Dublin South City	0.00%	0.00%	0.00%			0.00%			0.00%
Dublin South-West	5.94%	0.62%	6.56%	0.00%	0.40%	0.40%	0.21%	0.29%	1.02%
Dublin West	4.43%	0.70%	5.13%	0.00%	0.89%	0.72%	0.11%	0.94%	0.69%
Kildare/ West Wicklow	4.33%	0.77%	5.10%		2.21%	1.22%	0.21%	0.00%	0.47%
CHO 7	4.93%	0.68%	5.61%	0.00%	0.75%	0.65%	0.16%	0.70%	0.75%
Laois /Offaly	5.03%	0.48%	5.52%		0.46%	1.17%	0.29%	0.00%	0.14%
Longford/ Westmeath	5.22%	0.60%	5.82%	0.00%	0.61%	0.65%	0.49%	0.00%	0.60%
Louth	5.85%	0.77%	6.62%	0.00%	0.87%	1.30%	0.48%	0.00%	0.63%
Meath	9.08%	0.33%	9.41%		0.44%	0.00%	0.27%		0.39%
CHO 8	5.60%	0.60%	6.19%	0.00%	0.70%	0.99%	0.38%	0.00%	0.43%
Dublin North	5.92%	0.10%	6.02%	0.00%	0.12%	0.00%	0.00%	0.00%	0.11%
Dublin North Central	5.04%	0.66%	5.70%	1.28%	0.82%	0.65%	0.30%	0.21%	0.78%
Dublin North-West	3.65%	0.85%	4.50%	0.00%	0.40%	0.79%	0.32%	0.27%	1.46%
CHO 9	4.69%	0.66%	5.35%	0.74%	0.49%	0.68%	0.28%	0.23%	0.95%

Other (incl. Headquarters)	0.00%	0.00%	0.00%
Other Community Services	0.00%	0.00%	0.00%
Community Services	5.75%	0.62%	6.37%

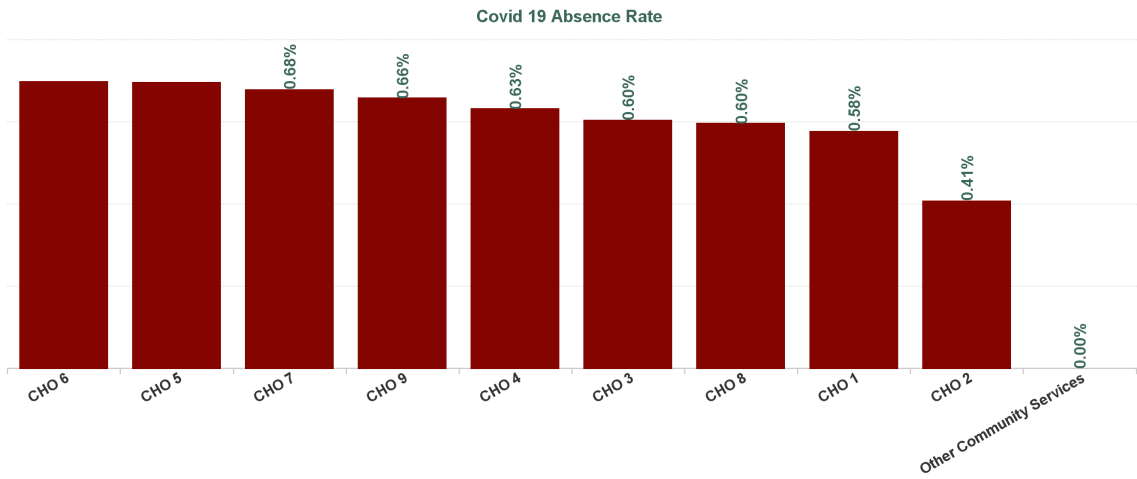
			0.00%		
			0.00%		
0.32%	0.61%	0.69%	0.42%	0.49%	0.64%

Health Service Absence Rate - by HG, CHO/Care Group & Staff Category: Jun 2024	Certified absence	Self-certified absence	Non Covid-19 absence	Covid-19 Absence	Total absence rate	Medical & Dental	Nursing & Midwifery	Health & Social Care Professionals	Management & Administrative	General Support	Patient & Client Care
Total	5.20%	0.56%	5.75%	0.62%	6.37%	3.63%	6.69%	5.23%	4.72%	6.45%	7.04%
Health Service Executive	9.16%	0.62%	9.79%	0.58%	10.37%	0.00%	10.37%	6.60%	9.88%	9.26%	10.90%
CHO 1	9.16%	0.62%	9.79%	0.58%	10.37%	0.00%	10.37%	6.60%	9.88%	9.26%	10.90%
Health Service Executive	9.03%	0.59%	9.61%	1.02%	10.63%	0.00%	16.78%	9.36%	9.50%	0.00%	10.48%
Section 38 Voluntary Agencies	4.92%	0.41%	5.33%	0.30%	5.62%	5.70%	5.88%	6.07%	2.50%	4.36%	5.81%
CHO 2	5.54%	0.44%	5.98%	0.41%	6.39%	4.58%	7.93%	6.77%	4.64%	3.88%	6.25%
Health Service Executive	7.90%	0.09%	7.99%	0.77%	8.75%			10.33%	6.65%	7.61%	10.37%
Section 38 Voluntary Agencies	4.73%	0.46%	5.19%	0.59%	5.79%	0.00%	5.36%	4.47%	3.25%	6.99%	6.48%
CHO 3	4.92%	0.44%	5.36%	0.60%	5.96%	0.00%	5.36%	4.85%	4.46%	7.08%	6.62%
Health Service Executive	8.72%	1.33%	10.05%	1.50%	11.55%	0.00%	17.11%	14.64%	5.73%	6.73%	10.93%
Section 38 Voluntary Agencies	4.35%	0.90%	5.24%	0.52%	5.77%		6.45%	3.40%	2.88%	4.87%	6.67%
CHO 4	4.83%	0.95%	5.78%	0.63%	6.41%	0.00%	7.97%	4.38%	3.60%	5.11%	7.06%
Health Service Executive	6.46%	0.58%	7.04%	0.46%	7.50%	0.00%	8.04%	6.13%	5.49%		9.10%
Section 38 Voluntary Agencies	6.07%	0.72%	6.79%	0.76%	7.55%	52.86%	8.80%	9.85%	5.60%	5.49%	7.09%
CHO 5	6.15%	0.69%	6.84%	0.69%	7.54%	19.79%	8.51%	8.60%	5.56%	5.49%	7.31%
Health Service Executive	9.14%	0.64%	9.78%	1.59%	11.37%	40.00%	9.76%	11.43%	9.06%		12.40%
Section 38 Voluntary Agencies	3.09%	0.59%	3.68%	0.52%	4.20%	0.00%	4.80%	4.20%	2.50%	4.68%	4.51%
CHO 6	4.08%	0.60%	4.68%	0.70%	5.37%	28.88%	6.59%	4.69%	3.69%	4.68%	5.93%
Health Service Executive	2.67%	0.32%	2.99%	0.32%	3.31%		0.00%	0.95%	5.75%		7.91%
Section 38 Voluntary Agencies	4.50%	0.48%	4.97%	0.69%	5.66%	0.36%	5.79%	4.89%	3.15%	6.18%	6.23%
CHO 7	4.46%	0.47%	4.93%	0.68%	5.61%	0.36%	5.77%	4.66%	3.47%	6.18%	6.24%
Health Service Executive	7.39%	0.77%	8.17%	0.67%	8.84%	0.00%	6.99%	3.01%	12.88%	0.00%	11.48%
Section 38 Voluntary Agencies	4.42%	0.42%	4.84%	0.57%	5.42%	0.00%	5.86%	5.85%	1.69%	9.54%	5.26%
CHO 8	5.09%	0.50%	5.60%	0.60%	6.19%	0.00%	6.23%	5.34%	6.87%	8.46%	6.37%
Health Service Executive	5.07%	0.72%	5.79%	0.11%	5.90%	0.00%	4.23%	4.50%	3.13%	1.58%	9.45%
Section 38 Voluntary Agencies	4.19%	0.33%	4.53%	0.74%	5.27%	0.86%	4.51%	4.80%	4.02%	8.39%	6.36%
										7.98%	6.86%



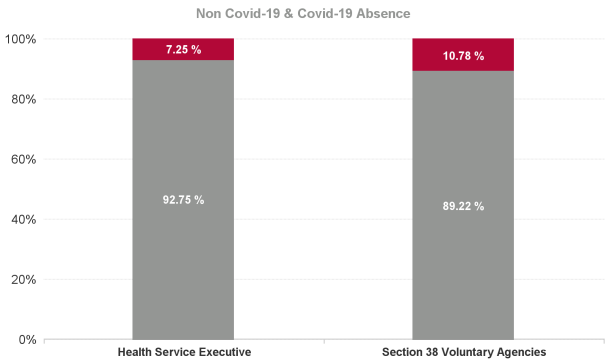
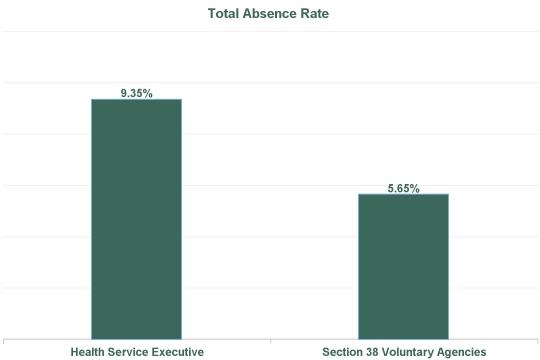
June 2024

Health Service Covid 19 Absence Rate - by Hospital & Staff Category: Jun 2024	Non Covid-19 absence	Covid-19 Absence	Total absence rate	Medical & Dental	Nursing & Midwifery	Health & Social Care Professionals	Management & Administrative	General Support	Patient & Client Care
Disabilities	5.75%	0.62%	6.37%	0.32%	0.61%	0.69%	0.42%	0.49%	0.64%
Health Service Executive	9.79%	0.58%	10.37%	0.00%	0.31%	0.75%	1.81%	0.76%	0.55%
CHO 1	9.79%	0.58%	10.37%	0.00%	0.31%	0.75%	1.81%	0.76%	0.55%
Health Service Executive	9.61%	1.02%	10.63%	0.00%	2.03%	0.73%	0.86%	0.00%	1.00%
Section 38 Voluntary Agencies	5.33%	0.30%	5.62%	0.00%	0.58%	0.21%	0.00%	0.00%	0.33%
CHO 2	5.98%	0.41%	6.39%	0.00%	0.85%	0.32%	0.26%	0.00%	0.39%
Health Service Executive	7.99%	0.77%	8.75%			0.62%	0.00%	1.62%	1.46%
Section 38 Voluntary Agencies	5.19%	0.59%	5.79%	0.00%	0.67%	0.54%	0.18%	1.16%	0.59%
CHO 3	5.36%	0.60%	5.96%	0.00%	0.67%	0.54%	0.12%	1.23%	0.62%
Health Service Executive	10.05%	1.50%	11.55%	0.00%	1.68%	1.20%	1.79%	0.94%	1.51%
Section 38 Voluntary Agencies	5.24%	0.52%	5.77%		0.53%	0.27%	0.58%	0.41%	0.60%
CHO 4	5.78%	0.63%	6.41%	0.00%	0.69%	0.35%	0.88%	0.48%	0.69%
Health Service Executive	7.04%	0.46%	7.50%	0.00%	0.77%	0.64%	0.00%		0.28%
Section 38 Voluntary Agencies	6.79%	0.76%	7.55%	0.00%	0.79%	1.89%	0.64%	1.05%	0.56%
CHO 5	6.84%	0.69%	7.54%	0.00%	0.78%	1.48%	0.38%	1.05%	0.52%
Health Service Executive	9.78%	1.59%	11.37%	0.00%	0.00%	4.73%	0.94%		1.94%
Section 38 Voluntary Agencies	3.68%	0.52%	4.20%	0.00%	0.68%	0.51%	0.04%	0.00%	0.68%
CHO 6	4.68%	0.70%	5.37%	0.00%	0.44%	0.80%	0.21%	0.00%	0.91%
Health Service Executive	2.99%	0.32%	3.31%		0.00%	0.28%	0.44%		0.00%
Section 38 Voluntary Agencies	4.97%	0.69%	5.66%	0.00%	0.75%	0.67%	0.12%	0.70%	0.75%
CHO 7	4.93%	0.68%	5.61%	0.00%	0.75%	0.65%	0.16%	0.70%	0.75%
Health Service Executive	8.17%	0.67%	8.84%	0.00%	0.71%	0.51%	0.82%	0.00%	0.68%
Section 38 Voluntary Agencies	4.84%	0.57%	5.42%	0.00%	0.70%	1.10%	0.00%	0.00%	0.38%
CHO 8	5.60%	0.60%	6.19%	0.00%	0.70%	0.99%	0.38%	0.00%	0.43%
Health Service Executive	5.79%	0.11%	5.90%	0.00%	0.12%	0.26%	0.00%	0.00%	0.10%
Section 38 Voluntary Agencies	4.53%	0.74%	5.27%	0.86%	0.62%	0.69%	0.32%	0.24%	1.12%
CHO 9	4.69%	0.66%	5.35%	0.74%	0.49%	0.68%	0.28%	0.23%	0.95%
Health Service Executive	0.00%	0.00%	0.00%				0.00%		
Other Community Services	0.00%	0.00%	0.00%				0.00%		
Community Services	5.75%	0.62%	6.37%	0.32%	0.61%	0.69%	0.42%	0.49%	0.64%



June 2024

Health Service Absence Rate - by Admin : Jun 2024	Certified absence	Self-certified absence	Non Covid-19 absence	Covid-19 Absence	Total absence rate	Medical & Dental	Nursing & Midwifery	Health & Social Care Professionals	Management & Administrative	General Support	Patient & Client Care
Total	5.20%	0.56%	5.75%	0.62%	6.37%	3.63%	6.69%	5.23%	4.72%	6.45%	7.04%
Health Service Executive	7.99%	0.68%	8.67%	0.68%	9.35%	7.83%	9.10%	6.84%	8.03%	6.11%	10.76%
Section 38 Voluntary Agencies	4.52%	0.53%	5.04%	0.61%	5.65%	2.27%	5.70%	5.01%	3.29%	6.49%	6.21%



Health Service Absence Rate - by Staff Category: Jun 2024	Certified absence	Self- certified absence	Non Covid-19 absence	Covid-19 Absence	Total absence rate	% Non Covid-19 absence	% Covid-19 absence
CHO 1	9.16%	0.62%	9.79%	0.58%	10.37%	94.44%	5.56%
Medical & Dental	0.00%	0.00%	0.00%	0.00%	0.00%		
Nursing & Midwifery	9.56%	0.51%	10.07%	0.31%	10.37%	97.04%	2.96%
Health & Social Care Professionals	5.30%	0.55%	5.85%	0.75%	6.60%	88.60%	11.40%
Management & Administrative	7.85%	0.22%	8.07%	1.81%	9.88%	81.69%	18.31%
General Support	8.12%	0.37%	8.49%	0.76%	9.26%	91.76%	8.24%
Patient & Client Care	9.61%	0.74%	10.35%	0.55%	10.90%	94.98%	5.02%

Health Service Absence Rate - by Staff Category: Jun 2024	Certified absence	Self- certified absence	Non Covid-19 absence	Covid-19 Absence	Total absence rate	% Non Covid-19 absence	% Covid-19 absence
CHO 2	5.54%	0.44%	5.98%	0.41%	6.39%	93.63%	6.37%
Medical & Dental	2.29%	2.29%	4.58%	0.00%	4.58%	100.00%	0.00%
Nursing & Midwifery	6.85%	0.23%	7.08%	0.85%	7.93%	89.29%	10.71%
Health & Social Care Professionals	5.79%	0.66%	6.45%	0.32%	6.77%	95.27%	4.73%
Management & Administrative	4.27%	0.11%	4.38%	0.26%	4.64%	94.34%	5.66%
General Support	3.68%	0.20%	3.88%	0.00%	3.88%	100.00%	0.00%
Patient & Client Care	5.43%	0.43%	5.86%	0.39%	6.25%	93.75%	6.25%

Health Service Absence Rate - by Staff Category: Jun 2024	Certified absence	Self- certified absence	Non Covid-19 absence	Covid-19 Absence	Total absence rate	% Non Covid-19 absence	% Covid-19 absence
CHO 3	4.92%	0.44%	5.36%	0.60%	5.96%	89.88%	10.12%
Medical & Dental	0.00%	0.00%	0.00%	0.00%	0.00%		
Nursing & Midwifery	4.35%	0.34%	4.69%	0.67%	5.36%	87.58%	12.42%
Health & Social Care Professionals	3.80%	0.51%	4.31%	0.54%	4.85%	88.81%	11.19%
Management & Administrative	4.19%	0.15%	4.34%	0.12%	4.46%	97.36%	2.64%
General Support	5.80%	0.05%	5.85%	1.23%	7.08%	82.68%	17.32%
Patient & Client Care	5.50%	0.51%	6.01%	0.62%	6.62%	90.67%	9.33%

Health Service Absence Rate - by Staff Category: Jun 2024	Certified absence	Self- certified absence	Non Covid-19 absence	Covid-19 Absence	Total absence rate	% Non Covid-19 absence	% Covid-19 absence
CHO 4	4.83%	0.95%	5.78%	0.63%	6.41%	90.15%	9.85%
Medical & Dental	0.00%	0.00%	0.00%	0.00%	0.00%		
Nursing & Midwifery	6.23%	1.05%	7.27%	0.69%	7.97%	91.30%	8.70%
Health & Social Care Professionals	3.57%	0.46%	4.03%	0.35%	4.38%	92.04%	7.96%
Management & Administrative	1.93%	0.79%	2.72%	0.88%	3.60%	75.46%	24.54%
General Support	3.71%	0.91%	4.63%	0.48%	5.11%	90.66%	9.34%
Patient & Client Care	5.28%	1.09%	6.37%	0.69%	7.06%	90.27%	9.73%

Health Service Absence Rate - by Staff Category: Jun 2024	Certified absence	Self- certified absence	Non Covid-19 absence	Covid-19 Absence	Total absence rate	% Non Covid-19 absence	% Covid-19 absence
CHO 5	6.15%	0.69%	6.84%	0.69%	7.54%	90.78%	9.22%
Medical & Dental	19.79%	0.00%	19.79%	0.00%	19.79%	100.00%	0.00%
Nursing & Midwifery	6.95%	0.77%	7.72%	0.78%	8.51%	90.81%	9.19%
Health & Social Care Professionals	6.65%	0.48%	7.12%	1.48%	8.60%	82.84%	17.16%
Management & Administrative	5.00%	0.18%	5.18%	0.38%	5.56%	93.20%	6.80%
General Support	4.44%	0.00%	4.44%	1.05%	5.49%	80.86%	19.14%
Patient & Client Care	5.98%	0.80%	6.78%	0.52%	7.31%	92.82%	7.18%

Health Service Absence Rate - by Staff Category: Jun 2024	Certified absence	Self- certified absence	Non Covid-19 absence	Covid-19 Absence	Total absence rate	% Non Covid-19 absence	% Covid-19 absence
CHO 6	4.08%	0.60%	4.68%	0.70%	5.37%	87.02%	12.98%
Medical & Dental	28.88%	0.00%	28.88%	0.00%	28.88%	100.00%	0.00%
Nursing & Midwifery	5.26%	0.90%	6.16%	0.44%	6.59%	93.40%	6.60%
Health & Social Care Professionals	3.18%	0.71%	3.89%	0.80%	4.69%	82.99%	17.01%
Management & Administrative	3.36%	0.12%	3.48%	0.21%	3.69%	94.44%	5.56%
General Support	4.28%	0.40%	4.68%	0.00%	4.68%	100.00%	0.00%
Patient & Client Care	4.48%	0.53%	5.02%	0.91%	5.93%	84.64%	15.36%

Health Service Absence Rate - by Staff Category: Jun 2024	Certified absence	Self- certified absence	Non Covid-19 absence	Covid-19 Absence	Total absence rate	% Non Covid-19 absence	% Covid-19 absence
CHO 7	4.46%	0.47%	4.93%	0.68%	5.61%	87.91%	12.09%
Medical & Dental	0.00%	0.36%	0.36%	0.00%	0.36%	100.00%	0.00%
Nursing & Midwifery	4.37%	0.65%	5.02%	0.75%	5.77%	87.01%	12.99%
Health & Social Care Professionals	3.62%	0.40%	4.02%	0.65%	4.66%	86.16%	13.84%
Management & Administrative	3.08%	0.23%	3.31%	0.16%	3.47%	95.31%	4.69%
General Support	4.98%	0.50%	5.48%	0.70%	6.18%	88.62%	11.38%
Patient & Client Care	5.00%	0.48%	5.49%	0.75%	6.24%	88.00%	12.00%

Health Service Absence Rate - by Staff Category: Jun 2024	Certified absence	Self- certified absence	Non Covid-19 absence	Covid-19 Absence	Total absence rate	% Non Covid-19 absence	% Covid-19 absence
CHO 8	5.09%	0.50%	5.60%	0.60%	6.19%	90.37%	9.63%
Medical & Dental	0.00%	0.00%	0.00%	0.00%	0.00%		
Nursing & Midwifery	5.00%	0.52%	5.53%	0.70%	6.23%	88.70%	11.30%
Health & Social Care Professionals	3.83%	0.51%	4.35%	0.99%	5.34%	81.38%	18.62%
Management & Administrative	6.06%	0.43%	6.49%	0.38%	6.87%	94.48%	5.52%
General Support	8.11%	0.36%	8.46%	0.00%	8.46%	100.00%	0.00%
Patient & Client Care	5.44%	0.50%	5.94%	0.43%	6.37%	93.19%	6.81%

Health Service Absence Rate - by Staff Category: Jun 2024	Certified absence	Self- certified absence	Non Covid-19 absence	Covid-19 Absence	Total absence rate	% Non Covid-19 absence	% Covid-19 absence
CHO 9	4.31%	0.38%	4.69%	0.66%	5.35%	87.70%	12.30%
Medical & Dental	0.00%	0.00%	0.00%	0.74%	0.74%	0.00%	100.00%
Nursing & Midwifery	3.46%	0.49%	3.95%	0.49%	4.44%	88.96%	11.04%
Health & Social Care Professionals	3.86%	0.26%	4.12%	0.68%	4.79%	85.85%	14.15%
Management & Administrative	3.20%	0.43%	3.63%	0.28%	3.90%	92.92%	7.08%
General Support	7.45%	0.31%	7.75%	0.23%	7.98%	97.14%	2.86%
Patient & Client Care	5.44%	0.47%	5.91%	0.95%	6.86%	86.11%	13.89%

Health Service Absence Rate - by Staff Category: Jun 2024	Certified absence	Self- certified absence	Non Covid-19 absence	Covid-19 Absence	Total absence rate	% Non Covid-19 absence	% Covid-19 absence
Other Comm	0.00%	0.00%	0.00%	0.00%	0.00%		
Medical & Dental							
Nursing & Midwifery							
Health & Social Care Professionals							
Management & Administrative	0.00%	0.00%	0.00%	0.00%	0.00%		
General Support							
Patient & Client Care							

Health Service Absence Rate - by Staff Category: Jun 2024	Certified absence	Self- certified absence	Non Covid-19 absence	Covid-19 Absence	Total absence rate	% Non Covid-19 absence	% Covid-19 absence
Aurora	6.86%	0.56%	7.43%	0.00%	7.43%	100.00%	0.00%
Medical & Dental							
Nursing & Midwifery	7.88%	0.39%	8.27%	0.00%	8.27%	100.00%	0.00%
Health & Social Care Professionals	4.49%	0.35%	4.85%	0.00%	4.85%	100.00%	0.00%
Management & Administrative	7.88%	0.00%	7.88%	0.00%	7.88%	100.00%	0.00%
General Support	9.44%	0.00%	9.44%	0.00%	9.44%	100.00%	0.00%
Patient & Client Care	6.86%	0.73%	7.58%	0.00%	7.58%	100.00%	0.00%

Health Service Absence Rate - by Staff Category: Jun 2024	Certified absence	Self- certified absence	Non Covid-19 absence	Covid-19 Absence	Total absence rate	% Non Covid-19 absence	% Covid-19 absence
Avista Dublin	3.26%	0.39%	3.65%	0.85%	4.50%	81.10%	18.90%
Medical & Dental	0.00%	0.00%	0.00%	0.00%	0.00%		
Nursing & Midwifery	3.32%	0.41%	3.72%	0.40%	4.12%	90.39%	9.61%
Health & Social Care Professionals	3.01%	0.18%	3.19%	0.79%	3.98%	80.10%	19.90%
Management & Administrative	1.39%	1.22%	2.61%	0.32%	2.93%	89.18%	10.82%
General Support	5.74%	0.23%	5.97%	0.27%	6.25%	95.60%	4.40%
Patient & Client Care	3.34%	0.38%	3.72%	1.46%	5.18%	71.81%	28.19%

Health Service Absence Rate - by Staff Category: Jun 2024	Certified absence	Self- certified absence	Non Covid-19 absence	Covid-19 Absence	Total absence rate	% Non Covid-19 absence	% Covid-19 absence
Avista Limerick	4.44%	0.53%	4.98%	0.22%	5.19%	95.83%	4.17%
Medical & Dental							
Nursing & Midwifery	3.38%	0.27%	3.65%	0.13%	3.78%	96.56%	3.44%
Health & Social Care Professionals	2.98%	0.91%	3.89%	0.00%	3.89%	100.00%	0.00%
Management & Administrative	3.25%	0.42%	3.67%	0.00%	3.67%	100.00%	0.00%
General Support	6.52%	0.00%	6.52%	0.85%	7.37%	88.44%	11.56%
Patient & Client Care	6.27%	0.82%	7.09%	0.31%	7.39%	95.82%	4.18%

Health Service Absence Rate - by Staff Category: Jun 2024	Certified absence	Self- certified absence	Non Covid-19 absence	Covid-19 Absence	Total absence rate	% Non Covid-19 absence	% Covid-19 absence
Avista Roscrea	4.25%	0.36%	4.61%	0.75%	5.36%	86.02%	13.98%
Medical & Dental							
Nursing & Midwifery	7.47%	0.33%	7.79%	1.59%	9.38%	83.07%	16.93%
Health & Social Care Professionals	4.42%	0.00%	4.42%	0.00%	4.42%	100.00%	0.00%
Management & Administrative	6.67%	0.24%	6.90%	0.00%	6.90%	100.00%	0.00%
General Support							
Patient & Client Care	3.45%	0.43%	3.89%	0.78%	4.66%	83.36%	16.64%

Health Service Absence Rate - by Staff Category: Jun 2024	Certified absence	Self- certified absence	Non Covid-19 absence	Covid-19 Absence	Total absence rate	% Non Covid-19 absence	% Covid-19 absence
Bros. of Charity, Clare	5.24%	0.43%	5.67%	0.96%	6.63%	85.52%	14.48%
Medical & Dental	0.00%	0.00%	0.00%	0.00%	0.00%		
Nursing & Midwifery	0.00%	0.00%	0.00%	0.00%	0.00%		
Health & Social Care Professionals	3.65%	0.40%	4.05%	1.21%	5.25%	77.03%	22.97%
Management & Administrative	0.14%	0.00%	0.14%	0.97%	1.11%	12.50%	87.50%
General Support							
Patient & Client Care	5.87%	0.46%	6.33%	0.91%	7.24%	87.45%	12.55%

Health Service Absence Rate - by Staff Category: Jun 2024	Certified absence	Self- certified absence	Non Covid-19 absence	Covid-19 Absence	Total absence rate	% Non Covid-19 absence	% Covid-19 absence
Bros. of Charity, Limerick	4.84%	0.48%	5.32%	0.57%	5.89%	90.38%	9.62%
Medical & Dental							
Nursing & Midwifery	5.04%	0.48%	5.52%	1.27%	6.79%	81.28%	18.72%
Health & Social Care Professionals	3.24%	0.48%	3.72%	0.65%	4.38%	85.05%	14.95%
Management & Administrative	0.38%	0.00%	0.38%	0.00%	0.38%	100.00%	0.00%
General Support	2.21%	0.34%	2.55%	2.61%	5.16%	49.35%	50.65%
Patient & Client Care	5.63%	0.50%	6.13%	0.23%	6.36%	96.37%	3.63%

Health Service Absence Rate - by Staff Category: Jun 2024	Certified absence	Self- certified absence	Non Covid-19 absence	Covid-19 Absence	Total absence rate	% Non Covid-19 absence	% Covid-19 absence
Bros. of Charity, Southern	3.80%	0.33%	4.14%	0.32%	4.45%	92.86%	7.14%
Medical & Dental							
Nursing & Midwifery	5.97%	0.61%	6.58%	0.51%	7.09%	92.80%	7.20%
Health & Social Care Professionals	2.87%	0.26%	3.13%	0.31%	3.44%	90.97%	9.03%
Management & Administrative	1.54%	0.51%	2.05%	0.22%	2.27%	90.23%	9.77%
General Support	5.70%	0.00%	5.70%	0.00%	5.70%	100.00%	0.00%
Patient & Client Care	4.13%	0.32%	4.45%	0.32%	4.77%	93.39%	6.61%

Health Service Absence Rate - by Staff Category: Jun 2024	Certified absence	Self- certified absence	Non Covid-19 absence	Covid-19 Absence	Total absence rate	% Non Covid-19 absence	% Covid-19 absence
Bros. of Charity, Waterford	6.90%	0.86%	7.76%	0.98%	8.74%	88.75%	11.25%
Medical & Dental	52.86%	0.00%	52.86%	0.00%	52.86%	100.00%	0.00%
Nursing & Midwifery	9.33%	1.02%	10.35%	0.57%	10.92%	94.74%	5.26%
Health & Social Care Professionals	10.60%	0.61%	11.21%	2.80%	14.01%	79.99%	20.01%
Management & Administrative	4.15%	0.37%	4.53%	1.17%	5.70%	79.50%	20.50%
General Support	4.28%	0.00%	4.28%	0.00%	4.28%	100.00%	0.00%
Patient & Client Care	6.07%	0.93%	7.00%	0.71%	7.71%	90.74%	9.26%

Health Service Absence Rate - by Staff Category: Jun 2024	Certified absence	Self- certified absence	Non Covid-19 absence	Covid-19 Absence	Total absence rate	% Non Covid-19 absence	% Covid-19 absence
Bros. of Charity, West Region	4.92%	0.41%	5.33%	0.30%	5.62%	94.72%	5.28%
Medical & Dental	2.85%	2.85%	5.70%	0.00%	5.70%	100.00%	0.00%
Nursing & Midwifery	5.02%	0.28%	5.31%	0.58%	5.88%	90.20%	9.80%
Health & Social Care Professionals	5.31%	0.55%	5.86%	0.21%	6.07%	96.57%	3.43%
Management & Administrative	2.44%	0.05%	2.50%	0.00%	2.50%	100.00%	0.00%
General Support	4.13%	0.23%	4.36%	0.00%	4.36%	100.00%	0.00%
Patient & Client Care	5.07%	0.42%	5.48%	0.33%	5.81%	94.36%	5.64%

Health Service Absence Rate - by Staff Category: Jun 2024	Certified absence	Self- certified absence	Non Covid-19 absence	Covid-19 Absence	Total absence rate	% Non Covid-19 absence	% Covid-19 absence
Carriglea Cairde Services	2.99%	0.48%	3.46%	0.86%	4.32%	80.18%	19.82%
Medical & Dental							
Nursing & Midwifery	3.68%	0.56%	4.25%	1.66%	5.90%	71.93%	28.07%
Health & Social Care Professionals	0.38%	0.38%	0.75%	0.86%	1.61%	46.75%	53.25%
Management & Administrative	1.06%	0.00%	1.06%	0.00%	1.06%	100.00%	0.00%
General Support	1.68%	0.00%	1.68%	2.42%	4.10%	40.95%	59.05%
Patient & Client Care	3.46%	0.53%	3.99%	0.61%	4.60%	86.75%	13.25%

Health Service Absence Rate - by Staff Category: Jun 2024	Certified absence	Self- certified absence	Non Covid-19 absence	Covid-19 Absence	Total absence rate	% Non Covid-19 absence	% Covid-19 absence
Central Remedial Clinic	5.45%	0.31%	5.75%	0.73%	6.48%	88.76%	11.24%
Medical & Dental	0.00%	0.00%	0.00%	0.00%	0.00%		
Nursing & Midwifery	4.38%	2.11%	6.49%	0.00%	6.49%	100.00%	0.00%
Health & Social Care Professionals	3.14%	0.23%	3.37%	1.40%	4.77%	70.67%	29.33%
Management & Administrative	6.42%	0.00%	6.42%	0.31%	6.73%	95.45%	4.55%
General Support	18.02%	0.00%	18.02%	0.00%	18.02%	100.00%	0.00%
Patient & Client Care	7.48%	0.41%	7.89%	0.00%	7.89%	100.00%	0.00%

Health Service Absence Rate - by Staff Category: Jun 2024	Certified absence	Self- certified absence	Non Covid-19 absence	Covid-19 Absence	Total absence rate	% Non Covid-19 absence	% Covid-19 absence
Cheeverstown House	6.31%	0.84%	7.15%	0.97%	8.13%	88.02%	11.98%
Medical & Dental							
Nursing & Midwifery	3.44%	0.74%	4.18%	0.58%	4.76%	87.78%	12.22%
Health & Social Care Professionals	7.10%	1.00%	8.10%	0.29%	8.38%	96.60%	3.40%
Management & Administrative	1.53%	0.00%	1.53%	0.46%	1.99%	76.92%	23.08%
General Support	13.25%	0.23%	13.48%	0.88%	14.36%	93.85%	6.15%
Patient & Client Care	8.04%	1.12%	9.15%	1.58%	10.73%	85.28%	14.72%

Health Service Absence Rate - by Staff Category: Jun 2024	Certified absence	Self- certified absence	Non Covid-19 absence	Covid-19 Absence	Total absence rate	% Non Covid-19 absence	% Covid-19 absence
Children's Sunshine Home	4.19%	1.35%	5.55%	0.00%	5.55%	100.00%	0.00%
Medical & Dental							
Nursing & Midwifery	4.15%	1.59%	5.74%	0.00%	5.74%	100.00%	0.00%
Health & Social Care Professionals	0.00%	0.00%	0.00%	0.00%	0.00%		
Management & Administrative	0.00%	0.00%	0.00%	0.00%	0.00%		
General Support	0.00%	0.00%	0.00%	0.00%	0.00%		
Patient & Client Care	7.35%	1.88%	9.23%	0.00%	9.23%	100.00%	0.00%

Health Service Absence Rate - by Staff Category: Jun 2024	Certified absence	Self- certified absence	Non Covid-19 absence	Covid-19 Absence	Total absence rate	% Non Covid-19 absence	% Covid-19 absence
Cope Foundation	4.70%	1.35%	6.05%	0.66%	6.71%	90.11%	9.89%
Medical & Dental							
Nursing & Midwifery	4.72%	1.33%	6.05%	0.66%	6.71%	90.17%	9.83%
Health & Social Care Professionals	2.05%	0.67%	2.72%	0.23%	2.96%	92.06%	7.94%
Management & Administrative	1.09%	1.35%	2.43%	1.03%	3.46%	70.33%	29.67%
General Support	3.73%	1.05%	4.78%	0.42%	5.20%	91.90%	8.10%
Patient & Client Care	5.61%	1.52%	7.12%	0.74%	7.87%	90.57%	9.43%

Health Service Absence Rate - by Staff Category: Jun 2024	Certified absence	Self- certified absence	Non Covid-19 absence	Covid-19 Absence	Total absence rate	% Non Covid-19 absence	% Covid-19 absence
Kare, Newbridge, Co Kildare	4.08%	0.30%	4.38%	0.79%	5.17%	84.65%	15.35%
Medical & Dental							
Nursing & Midwifery	1.54%	0.35%	1.89%	2.36%	4.25%	44.53%	55.47%
Health & Social Care Professionals	3.70%	0.31%	4.01%	1.25%	5.25%	76.26%	23.74%
Management & Administrative	1.19%	0.53%	1.71%	0.00%	1.71%	100.00%	0.00%
General Support	0.00%	0.00%	0.00%	0.00%	0.00%		
Patient & Client Care	5.03%	0.25%	5.28%	0.48%	5.76%	91.68%	8.32%

Health Service Absence Rate - by Staff Category: Jun 2024	Certified absence	Self- certified absence	Non Covid-19 absence	Covid-19 Absence	Total absence rate	% Non Covid-19 absence	% Covid-19 absence
Muiriosa Foundation, Laois/Offaly	4.84%	0.38%	5.22%	0.75%	5.97%	87.48%	12.52%
Medical & Dental							
Nursing & Midwifery	6.49%	0.84%	7.33%	0.30%	7.64%	96.03%	3.97%
Health & Social Care Professionals	4.44%	0.48%	4.91%	2.11%	7.02%	69.97%	30.03%
Management & Administrative	0.00%	0.10%	0.10%	0.00%	0.10%	100.00%	0.00%
General Support	0.00%	0.00%	0.00%	0.00%	0.00%		
Patient & Client Care	5.26%	0.27%	5.53%	0.12%	5.65%	97.90%	2.10%

Health Service Absence Rate - by Staff Category: Jun 2024	Certified absence	Self- certified absence	Non Covid-19 absence	Covid-19 Absence	Total absence rate	% Non Covid-19 absence	% Covid-19 absence
Muiriosa Foundation, Longford/W	3.60%	0.37%	3.96%	0.69%	4.66%	85.11%	14.89%
Medical & Dental							
Nursing & Midwifery	3.66%	0.72%	4.38%	1.82%	6.20%	70.68%	29.32%
Health & Social Care Professionals	3.98%	0.57%	4.55%	0.77%	5.32%	85.44%	14.56%
Management & Administrative	2.01%	0.54%	2.55%	0.00%	2.55%	100.00%	0.00%
General Support	14.71%	0.00%	14.71%	0.00%	14.71%	100.00%	0.00%
Patient & Client Care	3.25%	0.20%	3.45%	0.65%	4.11%	84.14%	15.86%

Health Service Absence Rate - by Staff Category: Jun 2024	Certified absence	Self- certified absence	Non Covid-19 absence	Covid-19 Absence	Total absence rate	% Non Covid-19 absence	% Covid-19 absence
Muiriosa Foundation, South Kilda	3.42%	0.39%	3.81%	0.17%	3.98%	95.64%	4.36%
Medical & Dental							
Nursing & Midwifery	3.53%	0.20%	3.73%	0.84%	4.57%	81.64%	18.36%
Health & Social Care Professionals	3.52%	0.35%	3.88%	0.12%	4.00%	96.93%	3.07%
Management & Administrative	0.00%	0.00%	0.00%	0.00%	0.00%		
General Support	6.55%	0.46%	7.01%	0.00%	7.01%	100.00%	0.00%
Patient & Client Care	3.64%	0.51%	4.15%	0.09%	4.24%	97.81%	2.19%

Health Service Absence Rate - by Staff Category: Jun 2024	Certified absence	Self- certified absence	Non Covid-19 absence	Covid-19 Absence	Total absence rate	% Non Covid-19 absence	% Covid-19 absence
Peamount Hospital (Newcastle)	4.03%	0.81%	4.84%	0.86%	5.70%	84.98%	15.02%
Medical & Dental	0.00%	0.39%	0.39%	0.00%	0.39%	100.00%	0.00%
Nursing & Midwifery	6.04%	0.88%	6.91%	1.20%	8.12%	85.18%	14.82%
Health & Social Care Professionals	2.76%	0.59%	3.34%	1.32%	4.67%	71.68%	28.32%
Management & Administrative	2.78%	0.03%	2.81%	0.00%	2.81%	100.00%	0.00%
General Support	3.98%	0.97%	4.95%	1.21%	6.16%	80.35%	19.65%
Patient & Client Care	3.69%	0.97%	4.65%	0.68%	5.33%	87.27%	12.73%

Health Service Absence Rate - by Staff Category: Jun 2024	Certified absence	Self- certified absence	Non Covid-19 absence	Covid-19 Absence	Total absence rate	% Non Covid-19 absence	% Covid-19 absence
Stewart's Hospital, (Palmerstown)	3.92%	0.31%	4.23%	0.63%	4.86%	87.07%	12.93%
Medical & Dental							
Nursing & Midwifery	4.75%	0.40%	5.15%	0.54%	5.69%	90.45%	9.55%
Health & Social Care Professionals	4.79%	0.20%	4.99%	0.46%	5.45%	91.50%	8.50%
Management & Administrative	2.40%	0.23%	2.64%	0.17%	2.81%	93.82%	6.18%
General Support	2.45%	0.31%	2.76%	0.76%	3.52%	78.32%	21.68%
Patient & Client Care	3.97%	0.32%	4.29%	0.70%	4.99%	86.00%	14.00%

Health Service Absence Rate - by Staff Category: Jun 2024	Certified absence	Self- certified absence	Non Covid-19 absence	Covid-19 Absence	Total absence rate	% Non Covid-19 absence	% Covid-19 absence
St. John of God, Drumcar	5.10%	0.50%	5.60%	0.60%	6.20%	90.29%	9.71%
Medical & Dental	0.00%	0.00%	0.00%	0.00%	0.00%		
Nursing & Midwifery	4.85%	0.24%	5.08%	0.68%	5.76%	88.25%	11.75%
Health & Social Care Professionals	5.15%	0.78%	5.93%	1.11%	7.04%	84.23%	15.77%
Management & Administrative	4.45%	0.16%	4.61%	0.00%	4.61%	100.00%	0.00%
General Support	12.69%	0.60%	13.29%	0.00%	13.29%	100.00%	0.00%
Patient & Client Care	4.98%	0.61%	5.59%	0.52%	6.11%	91.49%	8.51%

Health Service Absence Rate - by Staff Category: Jun 2024	Certified absence	Self- certified absence	Non Covid-19 absence	Covid-19 Absence	Total absence rate	% Non Covid-19 absence	% Covid-19 absence
St John of God HQ	2.61%	0.12%	2.72%	0.00%	2.72%	100.00%	0.00%
Medical & Dental							
Nursing & Midwifery							
Health & Social Care Professionals	0.00%	0.00%	0.00%	0.00%	0.00%		
Management & Administrative	2.85%	0.13%	2.98%	0.00%	2.98%	100.00%	0.00%
General Support	0.00%	0.00%	0.00%	0.00%	0.00%		
Patient & Client Care							

Health Service Absence Rate - by Staff Category: Jun 2024	Certified absence	Self- certified absence	Non Covid-19 absence	Covid-19 Absence	Total absence rate	% Non Covid-19 absence	% Covid-19 absence
St. John of God (IDS)	3.66%	0.57%	4.23%	0.26%	4.48%	94.29%	5.71%
Medical & Dental	0.00%	0.00%	0.00%	0.00%	0.00%		
Nursing & Midwifery	4.02%	0.47%	4.49%	0.00%	4.49%	100.00%	0.00%
Health & Social Care Professionals	4.44%	0.66%	5.10%	0.00%	5.10%	100.00%	0.00%
Management & Administrative	4.02%	0.00%	4.02%	0.00%	4.02%	100.00%	0.00%
General Support	5.83%	0.69%	6.52%	0.00%	6.52%	100.00%	0.00%
Patient & Client Care	2.43%	0.58%	3.00%	0.67%	3.68%	81.69%	18.31%

Health Service Absence Rate - by Staff Category: Jun 2024	Certified absence	Self- certified absence	Non Covid-19 absence	Covid-19 Absence	Total absence rate	% Non Covid-19 absence	% Covid-19 absence
St. John of God, Kerry	4.43%	0.65%	5.08%	0.52%	5.60%	90.74%	9.26%
Medical & Dental							
Nursing & Midwifery	4.27%	0.36%	4.63%	0.00%	4.63%	100.00%	0.00%
Health & Social Care Professionals	3.86%	0.41%	4.27%	0.16%	4.42%	96.41%	3.59%
Management & Administrative	1.55%	0.92%	2.47%	0.00%	2.47%	100.00%	0.00%
General Support	1.94%	1.01%	2.94%	0.59%	3.54%	83.21%	16.79%
Patient & Client Care	5.43%	0.74%	6.17%	0.86%	7.03%	87.79%	12.21%

Health Service Absence Rate - by Staff Category: Jun 2024	Certified absence	Self- certified absence	Non Covid-19 absence	Covid-19 Absence	Total absence rate	% Non Covid-19 absence	% Covid-19 absence
St. John of God Liffey Services	5.04%	0.43%	5.47%	0.47%	5.93%	92.13%	7.87%
Medical & Dental	0.00%	0.00%	0.00%	0.00%	0.00%		
Nursing & Midwifery	3.76%	0.63%	4.40%	0.23%	4.63%	94.96%	5.04%
Health & Social Care Professionals	3.17%	0.41%	3.58%	0.43%	4.01%	89.32%	10.68%
Management & Administrative	6.75%	0.14%	6.88%	0.00%	6.88%	100.00%	0.00%
General Support	6.36%	0.46%	6.82%	0.00%	6.82%	100.00%	0.00%
Patient & Client Care	7.09%	0.40%	7.49%	0.73%	8.22%	91.14%	8.86%

Health Service Absence Rate - by Staff Category: Jun 2024	Certified absence	Self- certified absence	Non Covid-19 absence	Covid-19 Absence	Total absence rate	% Non Covid-19 absence	% Covid-19 absence
St. Michael's House, Dublin	4.64%	0.30%	4.94%	0.66%	5.60%	88.16%	11.84%
Medical & Dental	0.00%	0.00%	0.00%	1.36%	1.36%	0.00%	100.00%
Nursing & Midwifery	3.74%	0.22%	3.96%	0.85%	4.82%	82.28%	17.72%
Health & Social Care Professionals	4.26%	0.29%	4.55%	0.54%	5.09%	89.31%	10.69%
Management & Administrative	3.56%	0.06%	3.62%	0.32%	3.95%	91.82%	8.18%
General Support	8.92%	0.48%	9.40%	0.24%	9.64%	97.53%	2.47%
Patient & Client Care	6.00%	0.45%	6.45%	0.96%	7.41%	87.07%	12.93%

Health Service Absence Rate - by Staff Category: Jun 2024	Certified absence	Self- certified absence	Non Covid-19 absence	Covid-19 Absence	Total absence rate	% Non Covid-19 absence	% Covid-19 absence
Sunbeam House Services	2.60%	0.58%	3.18%	0.80%	3.98%	79.81%	20.19%
Medical & Dental							
Nursing & Midwifery	1.89%	0.75%	2.65%	1.96%	4.61%	57.43%	42.57%
Health & Social Care Professionals	1.99%	0.79%	2.78%	0.86%	3.64%	76.46%	23.54%
Management & Administrative	1.51%	0.15%	1.65%	0.10%	1.75%	94.44%	5.56%
General Support	2.81%	0.00%	2.81%	0.00%	2.81%	100.00%	0.00%
Patient & Client Care	3.70%	0.43%	4.13%	0.73%	4.86%	84.94%	15.06%

Year / Month	Certified absence	Self-certified absence	Non Covid-19 absence	Covid-19 Absence	Total absence rate	Medical & Dental	Nursing & Midwifery	Health & Social Care Professionals	Management & Administrative	General Support	Patient & Client Care
Jun 2024	5.20%	0.56%	5.75%	0.62%	6.37%	3.63%	6.69%	5.23%	4.72%	6.45%	7.04%
May 2024	5.19%	0.57%	5.76%	0.21%	5.97%	3.19%	6.49%	4.80%	4.15%	6.31%	6.60%
Apr 2024	5.12%	0.54%	5.66%	0.18%	5.85%	4.70%	6.14%	5.16%	3.76%	6.37%	6.37%
Mar 2024	5.11%	0.55%	5.66%	0.19%	5.84%	1.04%	6.10%	4.80%	4.11%	5.88%	6.54%
Feb 2024	5.11%	0.61%	5.72%	0.34%	6.06%	3.49%	6.27%	5.11%	3.92%	6.69%	6.74%
Jan 2024	5.30%	0.70%	5.99%	0.64%	6.63%	2.95%	7.04%	5.64%	3.86%	7.12%	7.40%
2024	5.17%	0.59%	5.76%	0.36%	6.12%	3.17%	6.46%	5.12%	4.08%	6.46%	6.78%
Dec 2023	5.04%	0.70%	5.74%	0.60%	6.34%	3.87%	6.71%	5.58%	4.39%	7.36%	6.79%
Nov 2023	5.07%	0.65%	5.72%	0.40%	6.12%	0.52%	6.83%	5.17%	4.19%	6.37%	6.65%
Oct 2023	5.00%	0.61%	5.60%	0.57%	6.17%	1.25%	6.78%	5.15%	4.32%	7.05%	6.69%
Sep 2023	5.02%	0.57%	5.59%	0.81%	6.40%	0.66%	6.85%	5.44%	3.92%	6.27%	7.13%
Aug 2023	5.27%	0.58%	5.84%	0.78%	6.62%	1.95%	7.10%	5.38%	4.50%	7.29%	7.35%
Jul 2023	4.69%	0.55%	5.24%	0.38%	5.62%	0.59%	6.09%	4.49%	3.59%	7.20%	6.20%
Jun 2023	4.96%	0.56%	5.52%	0.30%	5.82%	2.28%	6.50%	4.87%	4.21%	5.97%	6.25%
May 2023	4.97%	0.51%	5.48%	0.39%	5.87%	1.41%	5.99%	5.15%	4.00%	6.85%	6.41%
Apr 2023	4.86%	0.54%	5.40%	0.45%	5.85%	1.00%	6.08%	5.15%	3.78%	6.88%	6.35%
Mar 2023	4.87%	0.58%	5.45%	0.55%	6.00%	0.83%	5.85%	5.57%	4.28%	7.22%	6.47%
Feb 2023	4.39%	0.53%	4.91%	0.45%	5.36%	3.87%	5.61%	4.43%	4.03%	6.53%	5.88%
Jan 2023	5.10%	0.66%	5.77%	0.90%	6.67%	3.33%	7.07%	5.68%	3.94%	7.18%	7.38%
2023	4.94%	0.59%	5.52%	0.55%	6.07%	1.75%	6.45%	5.17%	4.10%	6.84%	6.63%
Dec 2022	5.37%	0.74%	6.11%	1.19%	7.30%	0.90%	7.26%	6.63%	4.38%	7.01%	8.13%
Nov 2022	4.66%	0.56%	5.22%	0.73%	5.95%	1.46%	6.47%	4.83%	3.64%	6.19%	6.73%
Oct 2022	4.92%	0.61%	5.52%	0.80%	6.33%	1.83%	6.25%	5.27%	3.70%	6.77%	7.31%
Sep 2022	5.06%	0.60%	5.66%	0.71%	6.37%	1.58%	6.74%	4.97%	4.16%	6.40%	7.26%
Aug 2022	4.98%	0.47%	5.45%	0.91%	6.36%	3.43%	6.35%	5.40%	3.75%	6.27%	7.38%
Jul 2022	5.21%	0.47%	5.69%	2.02%	7.71%	3.32%	7.88%	6.30%	4.70%	7.61%	8.79%
Jun 2022	4.73%	0.65%	5.38%	1.77%	7.15%	3.41%	7.17%	6.27%	4.93%	6.55%	7.97%
May 2022	4.56%	0.61%	5.17%	1.05%	6.22%	3.56%	6.74%	4.19%	4.51%	6.56%	7.44%
Apr 2022	4.79%	0.67%	5.46%	2.85%	8.31%	1.64%	9.11%	6.97%	5.10%	8.60%	9.11%
Mar 2022	4.83%	0.70%	5.53%	4.45%	9.98%	3.16%	11.46%	8.09%	7.17%	9.99%	10.72%
Feb 2022	4.18%	0.64%	4.83%	2.92%	7.75%	1.40%	8.51%	6.74%	5.06%	6.78%	8.46%
Jan 2022	4.26%	0.64%	4.90%	5.09%	9.99%	1.46%	10.96%	8.37%	6.01%	8.31%	11.16%
2022	4.79%	0.61%	5.41%	2.04%	7.44%	2.49%	7.93%	6.12%	4.74%	7.19%	8.38%
Dec 2021	4.64%	0.67%	5.30%	2.77%	8.08%	3.03%	8.69%	6.92%	4.87%	7.74%	8.89%
Nov 2021	4.87%	0.73%	5.61%	2.45%	8.05%	3.69%	9.12%	6.90%	5.86%	7.16%	8.63%
Oct 2021	4.78%	0.55%	5.33%	1.29%	6.62%	2.97%	7.65%	5.70%	4.64%	6.63%	6.97%
Sep 2021	4.62%	0.51%	5.14%	0.98%	6.12%	7.70%	6.87%	5.19%	4.18%	5.48%	6.59%
Aug 2021	4.60%	0.38%	4.98%	0.88%	5.86%	10.75%	6.05%	4.80%	3.98%	4.96%	6.62%
Jul 2021	4.53%	0.42%	4.94%	0.59%	5.54%	5.18%	5.84%	4.71%	3.46%	6.24%	6.04%
Jun 2021	4.10%	0.51%	4.61%	0.54%	5.15%	3.20%	5.39%	4.28%	3.04%	5.23%	5.79%
May 2021	3.87%	0.41%	4.28%	0.67%	4.96%	2.52%	5.19%	4.20%	2.32%	4.47%	5.67%
Apr 2021	3.90%	0.38%	4.29%	0.84%	5.13%	2.01%	5.81%	4.54%	2.66%	5.36%	5.49%
Mar 2021	3.96%	0.49%	4.46%	1.02%	5.48%	2.20%	5.72%	4.88%	3.13%	5.29%	6.06%
Feb 2021	4.35%	0.55%	4.90%	1.99%	6.89%	1.33%	7.54%	6.11%	2.94%	6.11%	7.70%
Jan 2021	4.57%	0.35%	4.92%	4.48%	9.40%	0.92%	10.46%	8.06%	3.52%	9.46%	10.50%
2021	4.40%	0.50%	4.90%	1.55%	6.44%	3.86%	7.02%	5.53%	3.72%	6.16%	7.09%

Year / Month	Certified absence	Self-certified absence	Non Covid-19 absence	Covid-19 Absence	Total absence rate	CHO 1	CHO 2	CHO 3	CHO 4	CHO 5	CHO 6	CHO 7	CHO 8	CHO 9	Other Comm	Social Care
Jun 2024	5.20%	0.56%	5.75%	0.62%	6.37%	10.37%	6.39%	5.96%	6.41%	7.54%	5.37%	5.61%	6.19%	5.35%	0.00%	6.37%
May 2024	5.19%	0.57%	5.76%	0.21%	5.97%	9.79%	5.59%	5.97%	5.44%	7.06%	5.62%	5.70%	5.74%	4.76%	0.00%	5.97%
Apr 2024	5.12%	0.54%	5.66%	0.18%	5.85%	9.11%	6.37%	5.90%	5.91%	6.70%	4.53%	5.10%	5.27%	5.12%	0.00%	5.85%
Mar 2024	5.11%	0.55%	5.66%	0.19%	5.84%	9.90%	6.16%	5.25%	5.88%	7.26%	4.84%	5.13%	5.58%	4.78%	0.00%	5.84%
Feb 2024	5.11%	0.61%	5.72%	0.34%	6.06%	9.69%	5.77%	5.38%	6.09%	6.47%	5.88%	5.40%	6.37%	5.15%	0.00%	6.06%
Jan 2024	5.30%	0.70%	5.99%	0.64%	6.63%	10.84%	7.26%	6.01%	6.72%	7.24%	5.91%	5.80%	6.64%	5.34%	0.00%	6.63%
2024	5.17%	0.59%	5.76%	0.36%	6.12%	9.96%	6.21%	5.75%	6.07%	7.05%	5.36%	5.46%	5.97%	5.08%	0.00%	6.12%
Dec 2023	5.04%	0.70%	5.74%	0.60%	6.34%	9.89%	6.75%	5.25%	6.45%	7.10%	6.32%	5.20%	6.03%	6.02%	3.53%	6.34%
Nov 2023	5.07%	0.65%	5.72%	0.40%	6.12%	9.25%	6.15%	5.44%	6.18%	6.52%	5.86%	5.48%	6.21%	5.44%	0.00%	6.12%
Oct 2023	5.00%	0.61%	5.60%	0.57%	6.17%	9.05%	5.76%	5.88%	6.42%	6.79%	5.30%	5.68%	5.96%	5.69%	0.00%	6.17%
Sep 2023	5.02%	0.57%	5.59%	0.81%	6.40%	8.71%	5.81%	6.18%	6.84%	7.88%	5.00%	6.00%	6.20%	5.68%	0.00%	6.40%
Aug 2023	5.27%	0.58%	5.84%	0.78%	6.62%	9.37%	6.75%	6.04%	6.92%	8.43%	5.68%	6.03%	7.04%	5.29%	0.00%	6.62%
Jul 2023	4.69%	0.55%	5.24%	0.38%	5.62%	7.82%	5.25%	5.58%	5.52%	6.89%	5.27%	4.99%	5.55%	5.13%	2.98%	5.62%
Jun 2023	4.96%	0.56%	5.52%	0.30%	5.82%	7.72%	5.88%	5.29%	5.61%	7.71%	5.28%	5.06%	6.01%	5.27%	3.16%	5.82%
May 2023	4.97%	0.51%	5.48%	0.39%	5.87%	7.97%	5.64%	5.57%	5.71%	7.23%	5.18%	5.64%	5.86%	5.15%	0.00%	5.87%
Apr 2023	4.86%	0.54%	5.40%	0.45%	5.85%	7.82%	5.97%	5.50%	6.15%	7.22%	5.23%	5.43%	5.70%	5.01%	0.00%	5.85%
Mar 2023	4.87%	0.58%	5.45%	0.55%	6.00%	8.55%	5.23%	4.92%	5.62%	7.65%	6.11%	6.13%	5.80%	5.28%	0.00%	6.00%
Feb 2023	4.39%	0.53%	4.91%	0.45%	5.36%	8.14%	5.11%	5.01%	5.42%	7.48%	4.65%	4.87%	5.01%	4.50%	11.15%	5.36%
Jan 2023	5.10%	0.66%	5.77%	0.90%	6.67%	9.92%	6.34%	6.15%	6.60%	8.30%	5.63%	6.20%	7.51%	5.10%	11.94%	6.67%
2023	4.94%	0.59%	5.52%	0.55%	6.07%	8.69%	5.87%	5.57%	6.12%	7.43%	5.45%	5.56%	6.06%	5.29%	2.46%	6.07%
Dec 2022	5.37%	0.74%	6.11%	1.19%	7.30%	11.01%	6.50%	6.74%	7.15%	9.88%	6.82%	6.74%	7.09%	6.03%	0.00%	7.30%
Nov 2022	4.66%	0.56%	5.22%	0.73%	5.95%	8.32%	5.64%	5.36%	6.53%	7.89%	4.77%	5.65%	6.96%	4.37%	0.00%	5.95%
Oct 2022	4.92%	0.61%	5.52%	0.80%	6.33%	9.67%	5.90%	5.51%	7.08%	8.35%	5.84%	5.53%	6.90%	4.77%	0.00%	6.33%
Sep 2022	5.06%	0.60%	5.66%	0.71%	6.37%	9.19%	6.01%	4.95%	6.29%	8.29%	5.16%	6.33%	7.01%	5.18%	0.00%	6.37%
Aug 2022	4.98%	0.47%	5.45%	0.91%	6.36%	10.34%	6.20%	4.65%	6.50%	8.67%	4.40%	5.93%	7.24%	4.93%	2.21%	6.36%
Jul 2022	5.21%	0.47%	5.69%	2.02%	7.71%	10.59%	7.00%	7.06%	7.69%	9.80%	6.03%	7.30%	8.97%	6.11%	0.00%	7.71%
Jun 2022	4.73%	0.65%	5.38%	1.77%	7.15%	8.56%	7.86%	5.63%	7.66%	8.62%	7.26%	7.17%	7.74%	5.48%	0.73%	7.15%
May 2022	4.56%	0.61%	5.17%	1.05%	6.22%	8.08%	5.97%	5.37%	6.20%	7.88%	5.05%	6.27%	6.99%	5.14%	0.00%	6.22%
Apr 2022	4.79%	0.67%	5.46%	2.85%	8.31%	9.72%	7.79%	8.35%	10.71%	9.49%	6.61%	7.97%	8.71%	6.21%	0.00%	8.31%
Mar 2022	4.83%	0.70%	5.53%	4.45%	9.98%	13.34%	8.93%	8.45%	11.19%	11.57%	9.34%	9.99%	10.96%	7.75%	0.00%	9.98%
Feb 2022	4.18%	0.64%	4.83%	2.92%	7.75%	10.20%	7.00%	7.75%	8.41%	9.02%	7.99%	7.34%	8.07%	6.09%	0.00%	7.75%
Jan 2022	4.26%	0.64%	4.90%	5.09%	9.99%	11.55%	10.36%	9.58%	12.16%	12.28%	8.23%	8.44%	11.04%	7.99%	1.50%	9.99%
2022	4.79%	0.61%	5.41%	2.04%	7.44%	10.04%	7.04%	6.62%	8.13%	9.32%	6.45%	7.05%	8.16%	5.81%	0.37%	7.44%
Dec 2021	4.64%	0.67%	5.30%	2.77%	8.08%	10.17%	7.70%	7.69%	10.20%	9.23%	6.27%	8.38%	7.05%	6.53%	0.68%	8.08%
Nov 2021	4.87%	0.73%	5.61%	2.45%	8.05%	9.83%	6.71%	7.63%	10.32%	8.22%	6.75%	7.91%	7.98%	7.06%	0.00%	8.05%
Oct 2021	4.78%	0.55%	5.33%	1.29%	6.62%	8.71%	5.36%	6.37%	8.10%	6.68%	5.24%	6.58%	6.88%	5.90%	0.00%	6.62%
Sep 2021	4.62%	0.51%	5.14%	0.98%	6.12%	8.30%	4.60%	5.35%	6.89%	5.96%	6.28%	6.34%	6.85%	5.02%	1.91%	6.12%
Aug 2021	4.60%	0.38%	4.98%	0.88%	5.86%	8.92%	4.60%	4.80%	6.04%	6.41%	5.69%	6.18%	6.12%	4.88%	0.00%	5.86%
Jul 2021	4.53%	0.42%	4.94%	0.59%	5.54%	8.25%	4.40%	4.06%	5.35%	5.80%	6.10%	5.78%	6.33%	4.88%	0.00%	5.54%
Jun 2021	4.10%	0.51%	4.61%	0.54%	5.15%	7.13%	4.79%	4.47%	5.65%	5.26%	4.98%	5.06%	5.33%	4.49%	0.00%	5.15%
May 2021	3.87%	0.41%	4.28%	0.67%	4.96%	6.58%	4.59%	4.71%	5.48%	4.84%	4.34%	5.09%	5.04%	4.33%	0.00%	4.96%
Apr 2021	3.90%	0.38%	4.29%	0.84%	5.13%	6.16%	4.55%	3.91%	5.14%	5.29%	4.97%	5.85%	5.61%	4.63%	0.00%	5.13%
Mar 2021	3.96%	0.49%	4.46%	1.02%	5.48%	7.09%	6.17%	4.47%	5.44%	6.38%	4.50%	5.53%	5.93%	4.72%	0.00%	5.48%
Feb 2021	4.35%	0.55%	4.90%	1.99%	6.89%	8.50%	7.63%	5.86%	6.73%	8.99%	6.21%	6.62%	7.66%	5.56%	0.00%	6.89%
Jan 2021	4.57%	0.35%	4.92%	4.48%	9.40%	12.27%	9.04%	8.79%	10.05%	11.27%	8.93%	9.56%	8.72%	7.84%	0.00%	9.40%
2021	4.40%	0.50%	4.90%	1.55%	6.44%	8.49%	5.81%	5.69%	7.14%	7.01%	5.83%	6.58%	6.65%	5.48%	0.23%	6.44%

