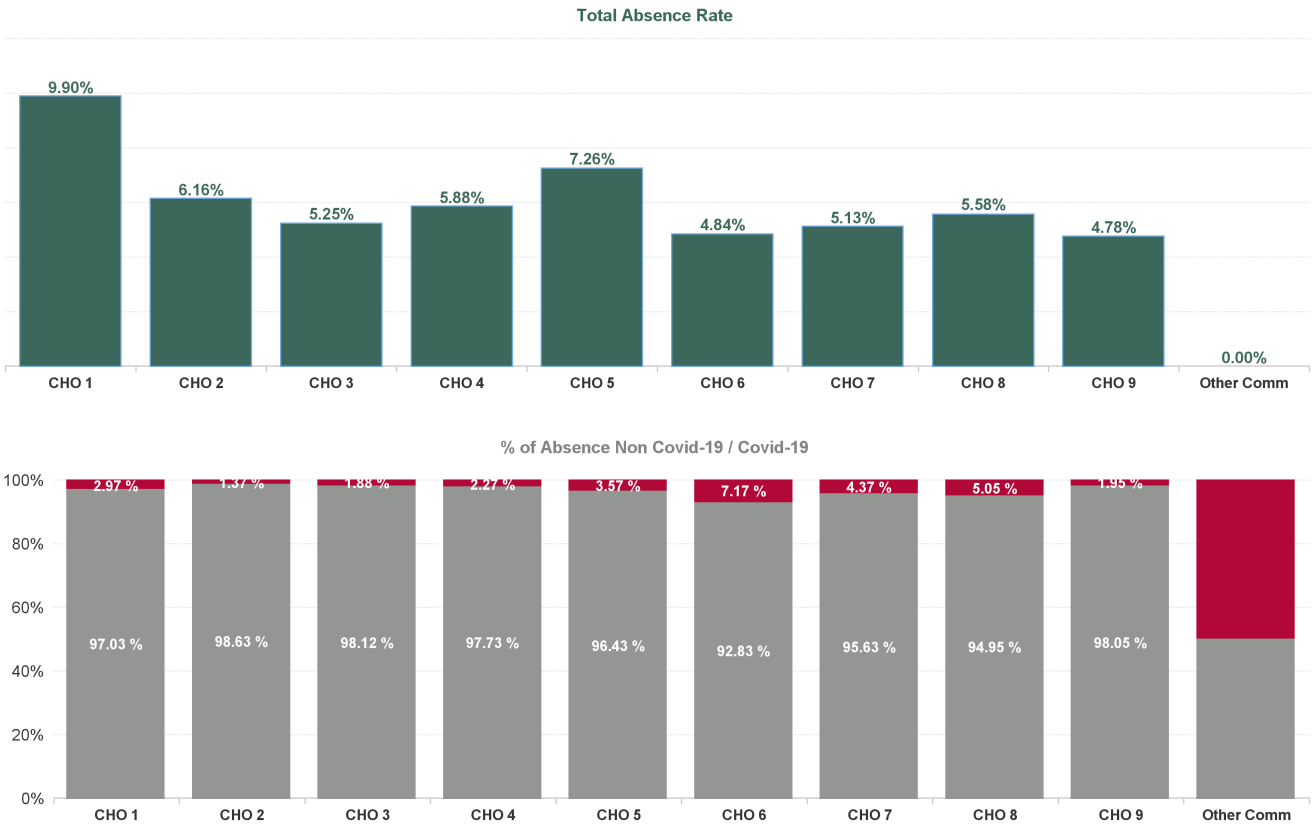


March 2024

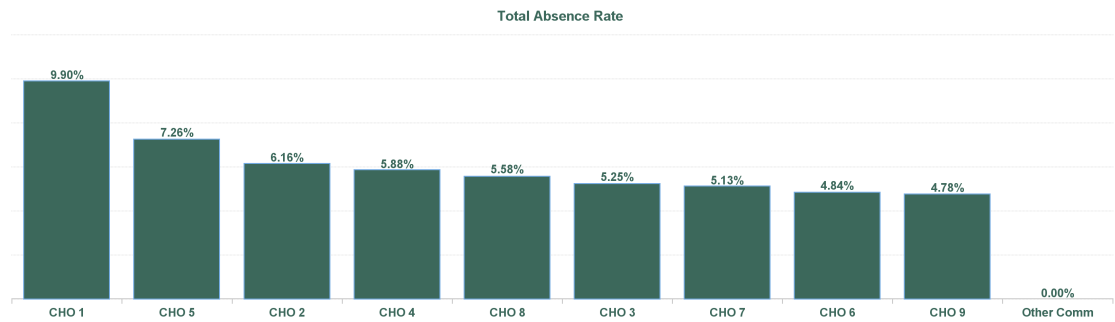
Health Service Absence Rate - by Staff Category: Mar 2024	Certified absence	Self-certified absence	Non Covid-19 absence	Covid-19 Absence	Total absence rate	% Non Covid-19 absence	% Covid-19 absence
Disabilities	5.11%	0.55%	5.66%	0.19%	5.84%	96.81%	3.19%
Medical & Dental	1.04%	0.00%	1.04%	0.00%	1.04%	100.00%	0.00%
Nursing & Midwifery	5.23%	0.68%	5.91%	0.18%	6.10%	97.00%	3.00%
Health & Social Care Professionals	4.14%	0.46%	4.61%	0.20%	4.80%	95.93%	4.07%
Management & Administrative	3.60%	0.37%	3.97%	0.13%	4.11%	96.75%	3.25%
General Support	5.38%	0.40%	5.78%	0.10%	5.88%	98.34%	1.66%
Patient & Client Care	5.77%	0.58%	6.34%	0.20%	6.54%	96.93%	3.07%

Health Service Absence Rate - by Hospital Group: Mar 2024	Certified absence	Self-certified absence	Non Covid-19 absence	Covid-19 Absence	Total absence rate	% Non Covid-19 absence	% Covid-19 absence
Disabilities	5.11%	0.55%	5.66%	0.19%	5.84%	96.81%	3.19%
CHO 1	8.88%	0.73%	9.61%	0.29%	9.90%	97.03%	2.97%
CHO 2	5.63%	0.45%	6.08%	0.08%	6.16%	98.63%	1.37%
CHO 3	4.69%	0.46%	5.15%	0.10%	5.25%	98.12%	1.88%
CHO 4	5.09%	0.65%	5.74%	0.13%	5.88%	97.73%	2.27%
CHO 5	6.35%	0.65%	7.00%	0.26%	7.26%	96.43%	3.57%
CHO 6	3.91%	0.59%	4.50%	0.35%	4.84%	92.83%	7.17%
CHO 7	4.29%	0.62%	4.90%	0.22%	5.13%	95.63%	4.37%
CHO 8	4.83%	0.47%	5.30%	0.28%	5.58%	94.95%	5.05%
CHO 9	4.29%	0.39%	4.68%	0.09%	4.78%	98.05%	1.95%
Other Community Services	0.00%	0.00%	0.00%	0.00%	0.00%	#DIV/0	#DIV/0



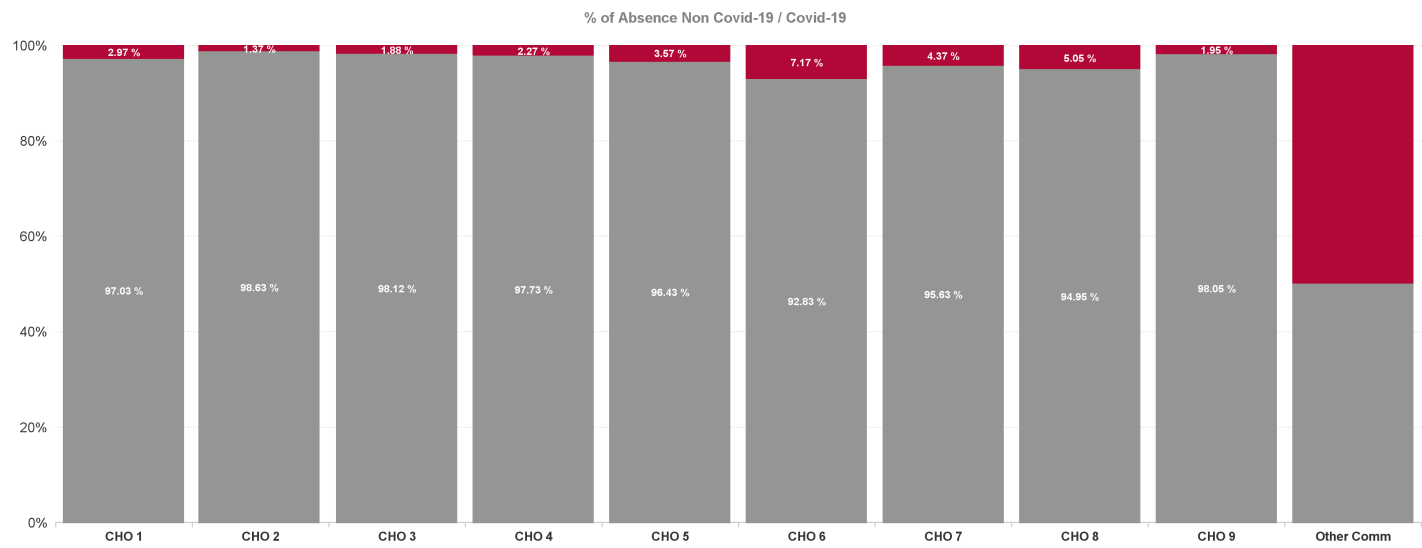
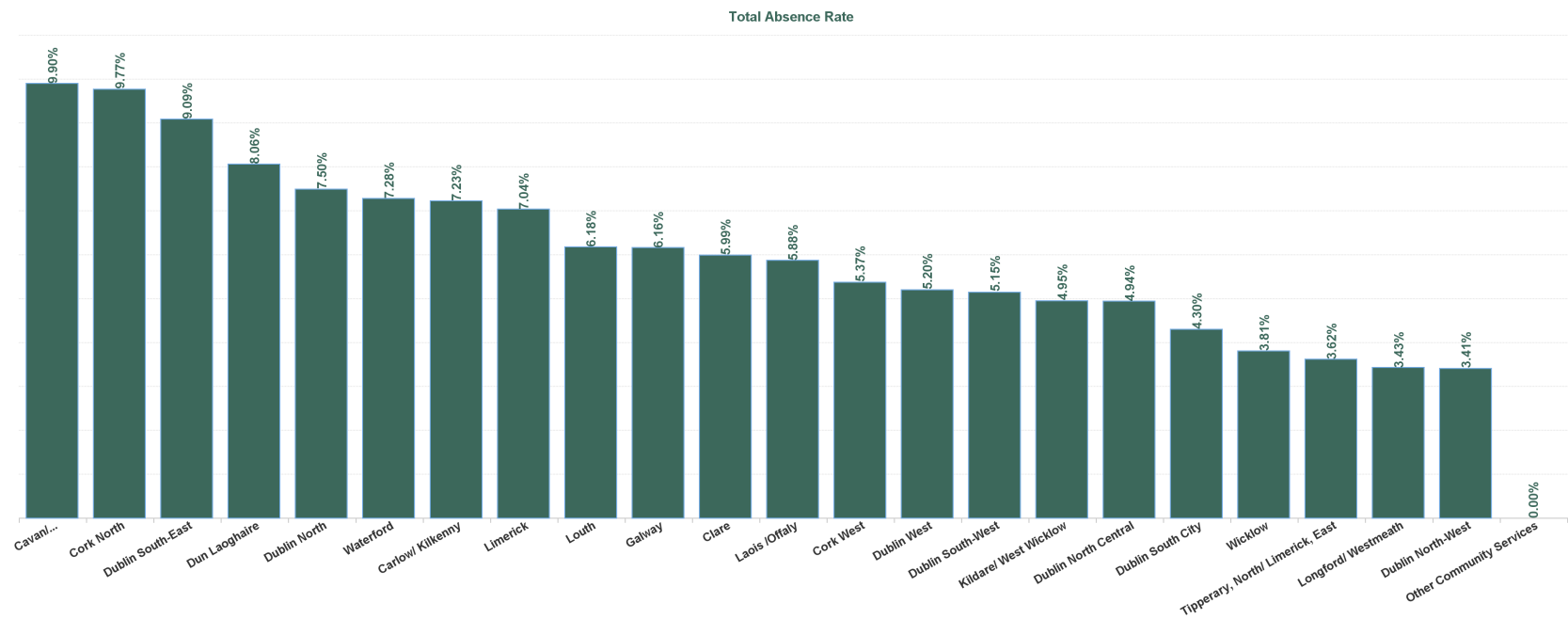
March 2024

Health Service Absence Rate - by HG, CHO/Care Group & Staff Category : Mar 2024	Certified absence	Self-certified absence	Non Covid-19 absence	Covid-19 Absence	Total absence rate	Medical & Dental	Nursing & Midwifery	Health & Social Care Professionals	Management & Administrative	General Support	Patient & Client Care
Disabilities	5.11%	0.55%	5.66%	0.19%	5.84%	1.04%	6.10%	4.80%	4.11%	5.88%	6.54%
CHO 1	8.88%	0.73%	9.61%	0.29%	9.90%	0.00%	10.20%	4.85%	6.68%	13.88%	10.55%
CHO 2	5.63%	0.45%	6.08%	0.08%	6.16%	0.00%	7.75%	5.27%	4.59%	7.36%	6.43%
CHO 3	4.69%	0.46%	5.15%	0.10%	5.25%	0.00%	2.81%	5.88%	3.53%	4.05%	6.13%
CHO 4	5.09%	0.65%	5.74%	0.13%	5.88%	0.00%	8.47%	4.13%	4.85%	6.40%	5.76%
CHO 5	6.35%	0.65%	7.00%	0.26%	7.26%	2.27%	8.20%	7.83%	5.67%	1.91%	7.22%
CHO 6	3.91%	0.59%	4.50%	0.35%	4.84%	0.00%	5.23%	4.36%	1.68%	6.34%	6.05%
CHO 7	4.29%	0.62%	4.90%	0.22%	5.13%	0.00%	5.70%	3.44%	3.49%	4.37%	6.02%
CHO 8	4.83%	0.47%	5.30%	0.28%	5.58%	0.00%	5.34%	5.18%	3.66%	4.40%	6.17%
CHO 9	4.29%	0.39%	4.68%	0.09%	4.78%	2.06%	3.78%	4.77%	4.13%	6.64%	5.36%
Other Community Services	0.00%	0.00%	0.00%	0.00%	0.00%				0.00%		



## March 2024

Health Service Absence Rate - by HG, CHO/Care Group & Staff Category: Mar 2024	Certified absence	Self- certified absence	Non Covid-19 absence	Covid-19 Absence	Total absence rate	Medical & Dental	Nursing & Midwifery	Health & Social Care Professionals	Management & Administrative	General Support	Patient & Client Care
Total	5.11%	0.55%	5.66%	0.19%	5.84%	1.04%	6.10%	4.80%	4.11%	5.88%	6.54%
Cavan/ Monaghan	8.88%	0.73%	9.61%	0.29%	9.90%	0.00%	10.20%	4.85%	6.68%	13.88%	10.55%
CHO 1	8.88%	0.73%	9.61%	0.29%	9.90%	0.00%	10.20%	4.85%	6.68%	13.88%	10.55%
Galway	5.63%	0.45%	6.08%	0.08%	6.16%	0.00%	7.75%	5.27%	4.59%	7.36%	6.43%
CHO 2	5.63%	0.45%	6.08%	0.08%	6.16%	0.00%	7.75%	5.27%	4.59%	7.36%	6.43%
Clare	5.34%	0.56%	5.90%	0.10%	5.99%	0.00%	4.03%	7.96%	5.81%	2.43%	5.55%
Limerick	6.25%	0.53%	6.78%	0.26%	7.04%		5.14%	5.94%	4.54%	1.97%	8.42%
Tipperary, North/ Limerick, East	3.26%	0.36%	3.62%	0.00%	3.62%		1.73%	4.01%	0.73%	4.60%	4.93%
CHO 3	4.69%	0.46%	5.15%	0.10%	5.25%	0.00%	2.81%	5.88%	3.53%	4.05%	6.13%
Cork North	9.12%	0.64%	9.77%	0.00%	9.77%	0.00%	16.07%	7.47%	11.12%	3.61%	8.23%
Cork West	4.57%	0.66%	5.22%	0.15%	5.37%		7.22%	3.81%	2.41%	6.84%	5.51%
CHO 4	5.09%	0.65%	5.74%	0.13%	5.88%	0.00%	8.47%	4.13%	4.85%	6.40%	5.76%
Carlow/ Kilkenny	6.44%	0.61%	7.05%	0.18%	7.23%	0.00%	8.80%	5.98%	7.36%	0.00%	7.11%
Waterford	6.29%	0.68%	6.97%	0.31%	7.28%	7.21%	7.49%	9.62%	3.16%	2.71%	7.27%
CHO 5	6.35%	0.65%	7.00%	0.26%	7.26%	2.27%	8.20%	7.83%	5.67%	1.91%	7.22%
Dublin South-East	7.48%	0.44%	7.92%	1.17%	9.09%	0.00%	8.88%	6.78%	1.81%	4.29%	12.35%
Dun Laoghaire	5.83%	2.23%	8.06%	0.00%	8.06%		8.33%	0.00%	0.00%	11.13%	10.91%
Wicklow	3.07%	0.54%	3.61%	0.19%	3.81%	0.00%	2.05%	4.20%	1.74%	6.00%	4.32%
CHO 6	3.91%	0.59%	4.50%	0.35%	4.84%	0.00%	5.23%	4.36%	1.68%	6.34%	6.05%
Dublin South City	3.64%	0.66%	4.30%	0.00%	4.30%		0.00%	2.94%	3.21%		19.25%
Dublin South-West	4.18%	0.75%	4.93%	0.21%	5.15%	0.00%	6.11%	3.61%	3.56%	4.82%	6.15%
Dublin West	4.45%	0.52%	4.97%	0.23%	5.20%	0.00%	4.98%	3.59%	4.19%	4.08%	5.87%
Kildare/ West Wicklow	4.07%	0.60%	4.67%	0.28%	4.95%		9.05%	2.94%	0.87%	7.49%	6.06%
CHO 7	4.29%	0.62%	4.90%	0.22%	5.13%	0.00%	5.70%	3.44%	3.49%	4.37%	6.02%
Laois /Offaly	5.06%	0.49%	5.55%	0.32%	5.88%	0.00%	5.86%	5.54%	4.68%	4.48%	6.37%
Longford/ Westmeath	3.03%	0.25%	3.28%	0.15%	3.43%		3.34%	4.49%	0.00%	0.00%	3.19%
Louth	5.36%	0.54%	5.90%	0.28%	6.18%	0.00%	4.88%	4.78%	0.85%	5.63%	7.53%
CHO 8	4.83%	0.47%	5.30%	0.28%	5.58%	0.00%	5.34%	5.18%	3.66%	4.40%	6.17%
Dublin North	6.56%	0.92%	7.48%	0.01%	7.50%	0.00%	6.57%	4.90%	2.01%	22.70%	9.82%
Dublin North Central	4.61%	0.25%	4.86%	0.08%	4.94%	0.00%	3.26%	5.03%	5.26%	7.81%	5.06%
Dublin North-West	2.79%	0.48%	3.27%	0.15%	3.41%	7.71%	2.44%	3.70%	2.80%	2.86%	4.09%
CHO 9	4.29%	0.39%	4.68%	0.09%	4.78%	2.06%	3.78%	4.77%	4.13%	6.64%	5.36%
Other Community Services	0.00%	0.00%	0.00%	0.00%	0.00%				0.00%		
Other Community Services	0.00%	0.00%	0.00%	0.00%	0.00%				0.00%		
Community Services	5.11%	0.55%	5.66%	0.19%	5.84%	1.04%	6.10%	4.80%	4.11%	5.88%	6.54%

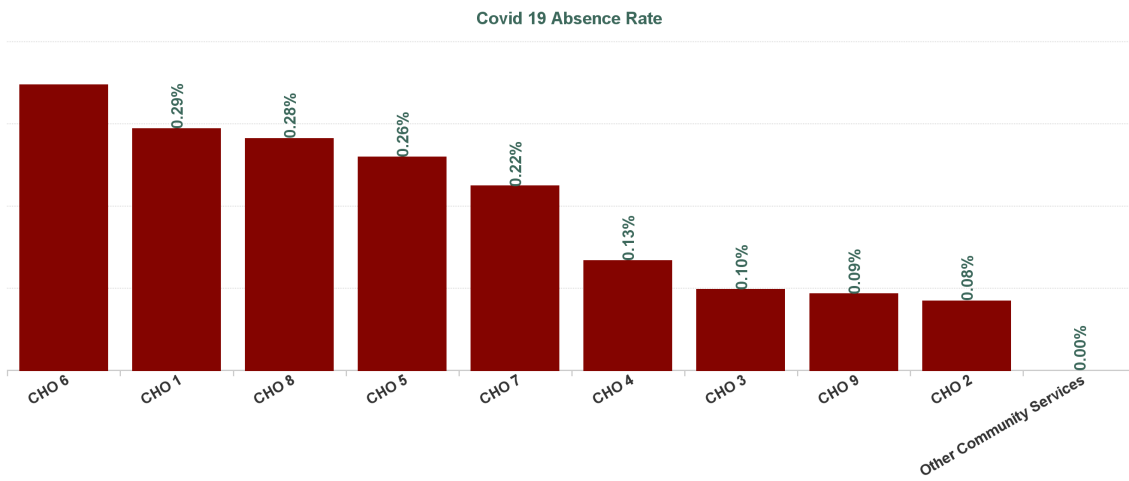


## March 2024

Health Service Covid 19 Absence Rate - by Hospital & Staff Category: Mar 2024	Non Covid-19 absence	Covid-19 absence	Total absence rate	Medical & Dental	Nursing & Midwifery	Health & Social Care Professionals	Management & Administrative	General Support	Patient & Client Care
<b>Disabilities</b>	<b>5.66%</b>	<b>0.19%</b>	<b>5.84%</b>	<b>0.00%</b>	<b>0.18%</b>	<b>0.20%</b>	<b>0.13%</b>	<b>0.10%</b>	<b>0.20%</b>
Cavan/ Monaghan	9.61%	0.29%	9.90%	0.00%	0.21%	0.05%	1.18%	0.92%	0.25%
<b>CHO 1</b>	<b>9.61%</b>	<b>0.29%</b>	<b>9.90%</b>	<b>0.00%</b>	<b>0.21%</b>	<b>0.05%</b>	<b>1.18%</b>	<b>0.92%</b>	<b>0.25%</b>
Galway	6.08%	0.08%	6.16%	0.00%	0.21%	0.07%	0.00%	0.30%	0.06%
<b>CHO 2</b>	<b>6.08%</b>	<b>0.08%</b>	<b>6.16%</b>	<b>0.00%</b>	<b>0.21%</b>	<b>0.07%</b>	<b>0.00%</b>	<b>0.30%</b>	<b>0.06%</b>
Clare	5.90%	0.10%	5.99%	0.00%	4.03%	0.00%	0.00%	0.00%	0.10%
Limerick	6.78%	0.26%	7.04%		1.12%	0.00%	0.00%	0.00%	0.05%
Tipperary, North/ Limerick, East	3.62%	0.00%	3.62%		0.00%	0.00%	0.00%	0.00%	0.00%
<b>CHO 3</b>	<b>5.15%</b>	<b>0.10%</b>	<b>5.25%</b>	<b>0.00%</b>	<b>0.39%</b>	<b>0.00%</b>	<b>0.00%</b>	<b>0.00%</b>	<b>0.05%</b>
Cork North	9.77%	0.00%	9.77%	0.00%	0.00%	0.00%	0.00%	0.00%	0.00%
Cork West	5.22%	0.15%	5.37%		0.16%	0.00%	0.00%	0.00%	0.22%
<b>CHO 4</b>	<b>5.74%</b>	<b>0.13%</b>	<b>5.88%</b>	<b>0.00%</b>	<b>0.14%</b>	<b>0.00%</b>	<b>0.00%</b>	<b>0.00%</b>	<b>0.20%</b>
Carlow/ Kilkenny	7.05%	0.18%	7.23%	0.00%	0.00%	0.00%	0.45%	0.00%	0.25%
Waterford	6.97%	0.31%	7.28%	0.00%	0.14%	2.01%	0.00%	0.00%	0.08%
<b>CHO 5</b>	<b>7.00%</b>	<b>0.26%</b>	<b>7.26%</b>	<b>0.00%</b>	<b>0.06%</b>	<b>1.02%</b>	<b>0.27%</b>	<b>0.00%</b>	<b>0.13%</b>
Dublin South-East	7.92%	1.17%	9.09%	0.00%	0.00%	5.03%	0.00%	0.00%	1.19%
Dun Laoghaire	8.06%	0.00%	8.06%		0.00%	0.00%	0.00%	0.00%	0.00%
Wicklow	3.61%	0.19%	3.81%	0.00%	0.00%	0.09%	0.00%	0.00%	0.44%
<b>CHO 6</b>	<b>4.50%</b>	<b>0.35%</b>	<b>4.84%</b>	<b>0.00%</b>	<b>0.00%</b>	<b>0.41%</b>	<b>0.00%</b>	<b>0.00%</b>	<b>0.57%</b>
Dublin South City	4.30%	0.00%	4.30%		0.00%	0.00%	0.00%		0.00%
Dublin South-West	4.93%	0.21%	5.15%	0.00%	0.20%	0.00%	0.00%	0.00%	0.45%
Dublin West	4.97%	0.23%	5.20%	0.00%	0.48%	0.08%	0.18%	0.28%	0.19%
Kildare/ West Wicklow	4.67%	0.28%	4.95%		2.39%	0.00%	0.00%	0.00%	0.21%
<b>CHO 7</b>	<b>4.90%</b>	<b>0.22%</b>	<b>5.13%</b>	<b>0.00%</b>	<b>0.47%</b>	<b>0.02%</b>	<b>0.09%</b>	<b>0.18%</b>	<b>0.26%</b>
Laois /Offaly	5.55%	0.32%	5.88%	0.00%	0.08%	0.88%	0.00%	0.00%	0.20%
Longford/ Westmeath	3.28%	0.15%	3.43%		0.00%	0.30%	0.00%	0.00%	0.08%
Louth	5.90%	0.28%	6.18%	0.00%	0.08%	0.00%	0.00%	0.00%	0.48%
<b>CHO 8</b>	<b>5.30%</b>	<b>0.28%</b>	<b>5.58%</b>	<b>0.00%</b>	<b>0.08%</b>	<b>0.61%</b>	<b>0.00%</b>	<b>0.00%</b>	<b>0.27%</b>
Dublin North	7.48%	0.01%	7.50%	0.00%	0.03%	0.00%	0.00%	0.00%	0.00%
Dublin North Central	4.86%	0.08%	4.94%	0.00%	0.07%	0.11%	0.16%	0.00%	0.03%
Dublin North-West	3.27%	0.15%	3.41%	0.00%	0.00%	0.03%	0.00%	0.00%	0.39%
<b>CHO 9</b>	<b>4.68%</b>	<b>0.09%</b>	<b>4.78%</b>	<b>0.00%</b>	<b>0.03%</b>	<b>0.09%</b>	<b>0.09%</b>	<b>0.00%</b>	<b>0.16%</b>
Other Community Services	0.00%	0.00%	0.00%				0.00%		
<b>Other Community Services</b>	<b>0.00%</b>	<b>0.00%</b>	<b>0.00%</b>				<b>0.00%</b>		
<b>Community Services</b>	<b>5.66%</b>	<b>0.19%</b>	<b>5.84%</b>	<b>0.00%</b>	<b>0.18%</b>	<b>0.20%</b>	<b>0.13%</b>	<b>0.10%</b>	<b>0.20%</b>

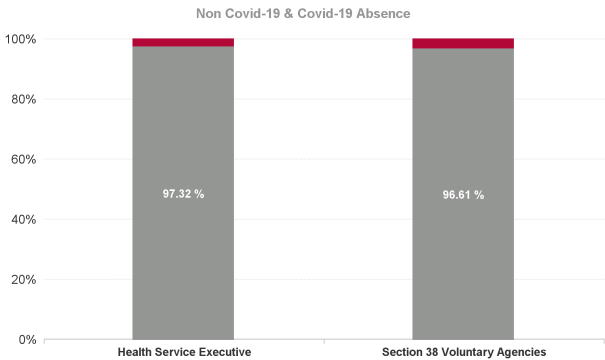
March 2024

Health Service Covid 19 Absence Rate - by Hospital & Staff Category: Mar 2024	Non Covid-19 absence	Covid-19 Absence	Total absence rate	Medical & Dental	Nursing & Midwifery	Health & Social Care Professionals	Management & Administrative	General Support	Patient & Client Care
Disabilities	5.66%	0.19%	5.84%	0.00%	0.18%	0.20%	0.13%	0.10%	0.20%
Health Service Executive	9.61%	0.29%	9.90%	0.00%	0.21%	0.05%	1.18%	0.92%	0.25%
CHO 1	9.61%	0.29%	9.90%	0.00%	0.21%	0.05%	1.18%	0.92%	0.25%
Health Service Executive	5.06%	0.22%	5.28%	0.00%	0.73%	0.00%	0.00%	0.00%	0.32%
Section 38 Voluntary Agencies	6.27%	0.06%	6.33%	0.00%	0.08%	0.08%	0.00%	0.34%	0.03%
CHO 2	6.08%	0.08%	6.16%	0.00%	0.21%	0.07%	0.00%	0.30%	0.06%
Health Service Executive	7.19%	0.00%	7.19%			0.00%	0.00%	0.00%	0.00%
Section 38 Voluntary Agencies	5.03%	0.10%	5.13%	0.00%	0.39%	0.00%	0.00%	0.00%	0.05%
CHO 3	5.15%	0.10%	5.25%	0.00%	0.39%	0.00%	0.00%	0.00%	0.05%
Health Service Executive	9.77%	0.00%	9.77%	0.00%	0.00%	0.00%	0.00%	0.00%	0.00%
Section 38 Voluntary Agencies	5.22%	0.15%	5.37%		0.16%	0.00%	0.00%	0.00%	0.22%
CHO 4	5.74%	0.13%	5.88%	0.00%	0.14%	0.00%	0.00%	0.00%	0.20%
Health Service Executive	7.45%	0.08%	7.54%	0.00%	0.00%	0.00%	0.39%		0.07%
Section 38 Voluntary Agencies	6.87%	0.31%	7.18%	0.00%	0.11%	1.58%	0.19%	0.00%	0.14%
CHO 5	7.00%	0.26%	7.26%	0.00%	0.06%	1.02%	0.27%	0.00%	0.13%
Health Service Executive	7.92%	1.17%	9.09%	0.00%	0.00%	5.03%	0.00%	0.00%	1.19%
Section 38 Voluntary Agencies	3.81%	0.18%	4.00%	0.00%	0.00%	0.09%	0.00%	0.00%	0.42%
CHO 6	4.50%	0.35%	4.84%	0.00%	0.00%	0.41%	0.00%	0.00%	0.57%
Health Service Executive	4.30%	0.00%	4.30%		0.00%	0.00%	0.00%		0.00%
Section 38 Voluntary Agencies	4.92%	0.23%	5.15%	0.00%	0.47%	0.02%	0.10%	0.18%	0.26%
CHO 7	4.90%	0.22%	5.13%	0.00%	0.47%	0.02%	0.09%	0.18%	0.26%
Health Service Executive	6.31%	0.12%	6.43%	0.00%	0.12%	0.00%	0.00%	0.00%	0.22%
Section 38 Voluntary Agencies	5.01%	0.33%	5.33%	0.00%	0.06%	0.73%	0.00%	0.00%	0.28%
CHO 8	5.30%	0.28%	5.58%	0.00%	0.08%	0.61%	0.00%	0.00%	0.27%
Health Service Executive	7.48%	0.01%	7.50%	0.00%	0.03%	0.00%	0.00%	0.00%	0.00%
Section 38 Voluntary Agencies	4.33%	0.10%	4.43%	0.00%	0.04%	0.09%	0.10%	0.00%	0.19%
CHO 9	4.68%	0.09%	4.78%	0.00%	0.03%	0.09%	0.09%	0.00%	0.16%
Health Service Executive	0.00%	0.00%	0.00%				0.00%		
Other Community Services	0.00%	0.00%	0.00%				0.00%		
Community Services	5.66%	0.19%	5.84%	0.00%	0.18%	0.20%	0.13%	0.10%	0.20%



March 2024

Health Service Absence Rate - by Admin : Mar 2024	Certified absence	Self- certified absence	Non Covid-19 absence	Covid-19 Absence	Total absence rate	Medical & Dental	Nursing & Midwifery	Health & Social Care Profession als	Manageme nt & Administra tive	General Support	Patient & Client Care
Total	5.11%	0.55%	5.66%	0.19%	5.84%	1.04%	6.10%	4.80%	4.11%	5.88%	6.54%
Health Service Executive	7.50%	0.66%	8.16%	0.22%	8.38%	0.00%	9.24%	4.55%	5.86%	8.89%	9.70%
Section 38 Voluntary Agencies	4.54%	0.52%	5.06%	0.18%	5.23%	1.38%	4.80%	4.84%	3.37%	5.56%	5.83%



Health Service Absence Rate - by Staff Category: Mar 2024	Certified absence	Self- certified absence	Non Covid-19 absence	Covid-19 Absence	Total absence rate	% Non Covid-19 absence	% Covid-19 absence
<b>CHO 1</b>	<b>8.88%</b>	<b>0.73%</b>	<b>9.61%</b>	<b>0.29%</b>	<b>9.90%</b>	<b>97.03%</b>	<b>2.97%</b>
Medical & Dental	0.00%	0.00%	0.00%	0.00%	0.00%		
Nursing & Midwifery	9.12%	0.86%	9.98%	0.21%	10.20%	97.91%	2.09%
Health & Social Care Professionals	4.37%	0.43%	4.80%	0.05%	4.85%	99.02%	0.98%
Management & Administrative	4.96%	0.54%	5.50%	1.18%	6.68%	82.35%	17.65%
General Support	12.50%	0.46%	12.95%	0.92%	13.88%	93.34%	6.66%
Patient & Client Care	9.57%	0.74%	10.30%	0.25%	10.55%	97.63%	2.37%

Health Service Absence Rate - by Staff Category: Mar 2024	Certified absence	Self- certified absence	Non Covid-19 absence	Covid-19 Absence	Total absence rate	% Non Covid-19 absence	% Covid-19 absence
<b>CHO 2</b>	<b>5.63%</b>	<b>0.45%</b>	<b>6.08%</b>	<b>0.08%</b>	<b>6.16%</b>	<b>98.63%</b>	<b>1.37%</b>
Medical & Dental	0.00%	0.00%	0.00%	0.00%	0.00%		
Nursing & Midwifery	6.99%	0.55%	7.54%	0.21%	7.75%	97.30%	2.70%
Health & Social Care Professionals	4.90%	0.30%	5.20%	0.07%	5.27%	98.74%	1.26%
Management & Administrative	4.22%	0.37%	4.59%	0.00%	4.59%	100.00%	0.00%
General Support	6.97%	0.09%	7.06%	0.30%	7.36%	95.92%	4.08%
Patient & Client Care	5.82%	0.55%	6.37%	0.06%	6.43%	99.09%	0.91%



Health Service Absence Rate - by Staff Category: Mar 2024	Certified absence	Self- certified absence	Non Covid-19 absence	Covid-19 Absence	Total absence rate	% Non Covid-19 absence	% Covid-19 absence
<b>CHO 3</b>	<b>4.69%</b>	<b>0.46%</b>	<b>5.15%</b>	<b>0.10%</b>	<b>5.25%</b>	<b>98.12%</b>	<b>1.88%</b>
Medical & Dental	0.00%	0.00%	0.00%	0.00%	0.00%		
Nursing & Midwifery	2.10%	0.32%	2.42%	0.39%	2.81%	86.17%	13.83%
Health & Social Care Professionals	5.25%	0.63%	5.88%	0.00%	5.88%	100.00%	0.00%
Management & Administrative	3.23%	0.30%	3.53%	0.00%	3.53%	100.00%	0.00%
General Support	3.98%	0.07%	4.05%	0.00%	4.05%	100.00%	0.00%
Patient & Client Care	5.58%	0.50%	6.08%	0.05%	6.13%	99.15%	0.85%

Health Service Absence Rate - by Staff Category: Mar 2024	Certified absence	Self- certified absence	Non Covid-19 absence	Covid-19 Absence	Total absence rate	% Non Covid-19 absence	% Covid-19 absence
<b>CHO 4</b>	<b>5.09%</b>	<b>0.65%</b>	<b>5.74%</b>	<b>0.13%</b>	<b>5.88%</b>	<b>97.73%</b>	<b>2.27%</b>
Medical & Dental	0.00%	0.00%	0.00%	0.00%	0.00%		
Nursing & Midwifery	7.37%	0.95%	8.32%	0.14%	8.47%	98.33%	1.67%
Health & Social Care Professionals	3.61%	0.52%	4.13%	0.00%	4.13%	100.00%	0.00%
Management & Administrative	4.24%	0.62%	4.85%	0.00%	4.85%	100.00%	0.00%
General Support	5.47%	0.93%	6.40%	0.00%	6.40%	100.00%	0.00%
Patient & Client Care	4.97%	0.59%	5.56%	0.20%	5.76%	96.54%	3.46%

Health Service Absence Rate - by Staff Category: Mar 2024	Certified absence	Self- certified absence	Non Covid-19 absence	Covid-19 Absence	Total absence rate	% Non Covid-19 absence	% Covid-19 absence
<b>CHO 5</b>	<b>6.35%</b>	<b>0.65%</b>	<b>7.00%</b>	<b>0.26%</b>	<b>7.26%</b>	<b>96.43%</b>	<b>3.57%</b>
Medical & Dental	2.27%	0.00%	2.27%	0.00%	2.27%	100.00%	0.00%
Nursing & Midwifery	7.30%	0.83%	8.14%	0.06%	8.20%	99.22%	0.78%
Health & Social Care Professionals	6.37%	0.43%	6.81%	1.02%	7.83%	86.94%	13.06%
Management & Administrative	4.88%	0.52%	5.40%	0.27%	5.67%	95.27%	4.73%
General Support	1.60%	0.32%	1.91%	0.00%	1.91%	100.00%	0.00%
Patient & Client Care	6.41%	0.69%	7.09%	0.13%	7.22%	98.23%	1.77%

Health Service Absence Rate - by Staff Category: Mar 2024	Certified absence	Self- certified absence	Non Covid-19 absence	Covid-19 Absence	Total absence rate	% Non Covid-19 absence	% Covid-19 absence
<b>CHO 6</b>	<b>3.91%</b>	<b>0.59%</b>	<b>4.50%</b>	<b>0.35%</b>	<b>4.84%</b>	<b>92.83%</b>	<b>7.17%</b>
Medical & Dental	0.00%	0.00%	0.00%	0.00%	0.00%		
Nursing & Midwifery	4.82%	0.41%	5.23%	0.00%	5.23%	100.00%	0.00%
Health & Social Care Professionals	3.35%	0.60%	3.95%	0.41%	4.36%	90.55%	9.45%
Management & Administrative	1.48%	0.19%	1.68%	0.00%	1.68%	100.00%	0.00%
General Support	6.08%	0.27%	6.34%	0.00%	6.34%	100.00%	0.00%
Patient & Client Care	4.68%	0.80%	5.48%	0.57%	6.05%	90.58%	9.42%

Health Service Absence Rate - by Staff Category: Mar 2024	Certified absence	Self- certified absence	Non Covid-19 absence	Covid-19 Absence	Total absence rate	% Non Covid-19 absence	% Covid-19 absence
<b>CHO 7</b>	<b>4.29%</b>	<b>0.62%</b>	<b>4.90%</b>	<b>0.22%</b>	<b>5.13%</b>	<b>95.63%</b>	<b>4.37%</b>
Medical & Dental	0.00%	0.00%	0.00%	0.00%	0.00%		
Nursing & Midwifery	4.26%	0.97%	5.23%	0.47%	5.70%	91.83%	8.17%
Health & Social Care Professionals	2.85%	0.57%	3.42%	0.02%	3.44%	99.43%	0.57%
Management & Administrative	3.20%	0.20%	3.40%	0.09%	3.49%	97.50%	2.50%
General Support	3.75%	0.44%	4.19%	0.18%	4.37%	95.91%	4.09%
Patient & Client Care	5.15%	0.61%	5.76%	0.26%	6.02%	95.66%	4.34%

Health Service Absence Rate - by Staff Category: Mar 2024	Certified absence	Self- certified absence	Non Covid-19 absence	Covid-19 Absence	Total absence rate	% Non Covid-19 absence	% Covid-19 absence
<b>CHO 8</b>	<b>4.83%</b>	<b>0.47%</b>	<b>5.30%</b>	<b>0.28%</b>	<b>5.58%</b>	<b>94.95%</b>	<b>5.05%</b>
Medical & Dental	0.00%	0.00%	0.00%	0.00%	0.00%		
Nursing & Midwifery	4.75%	0.52%	5.26%	0.08%	5.34%	98.58%	1.42%
Health & Social Care Professionals	3.98%	0.59%	4.57%	0.61%	5.18%	88.18%	11.82%
Management & Administrative	3.43%	0.23%	3.66%	0.00%	3.66%	100.00%	0.00%
General Support	3.78%	0.62%	4.40%	0.00%	4.40%	100.00%	0.00%
Patient & Client Care	5.49%	0.42%	5.91%	0.27%	6.17%	95.71%	4.29%

Health Service Absence Rate - by Staff Category: Mar 2024	Certified absence	Self- certified absence	Non Covid-19 absence	Covid-19 Absence	Total absence rate	% Non Covid-19 absence	% Covid-19 absence
<b>CHO 9</b>	<b>4.29%</b>	<b>0.39%</b>	<b>4.68%</b>	<b>0.09%</b>	<b>4.78%</b>	<b>98.05%</b>	<b>1.95%</b>
Medical & Dental	2.06%	0.00%	2.06%	0.00%	2.06%	100.00%	0.00%
Nursing & Midwifery	3.20%	0.55%	3.75%	0.03%	3.78%	99.09%	0.91%
Health & Social Care Professionals	4.36%	0.32%	4.68%	0.09%	4.77%	98.07%	1.93%
Management & Administrative	3.58%	0.47%	4.04%	0.09%	4.13%	97.81%	2.19%
General Support	6.41%	0.23%	6.64%	0.00%	6.64%	100.00%	0.00%
Patient & Client Care	4.80%	0.40%	5.20%	0.16%	5.36%	97.03%	2.97%

Health Service Absence Rate - by Staff Category: Mar 2024	Certified absence	Self- certified absence	Non Covid-19 absence	Covid-19 Absence	Total absence rate	% Non Covid-19 absence	% Covid-19 absence
<b>Other Comm</b>	<b>0.00%</b>	<b>0.00%</b>	<b>0.00%</b>	<b>0.00%</b>	<b>0.00%</b>		
Medical & Dental							
Nursing & Midwifery							
Health & Social Care Professionals							
Management & Administrative	0.00%	0.00%	0.00%	0.00%	0.00%		
General Support							
Patient & Client Care							

Health Service Absence Rate - by Staff Category: Mar 2024	Certified absence	Self- certified absence	Non Covid-19 absence	Covid-19 Absence	Total absence rate	% Non Covid-19 absence	% Covid-19 absence
<b>Aurora</b>	<b>5.90%</b>	<b>0.58%</b>	<b>6.49%</b>	<b>0.30%</b>	<b>6.79%</b>	<b>95.52%</b>	<b>4.48%</b>
Medical & Dental							
Nursing & Midwifery	6.53%	0.52%	7.05%	0.00%	7.05%	100.00%	0.00%
Health & Social Care Professionals	7.95%	0.12%	8.07%	0.00%	8.07%	100.00%	0.00%
Management & Administrative	6.80%	0.71%	7.51%	0.59%	8.09%	92.75%	7.25%
General Support	0.00%	0.00%	0.00%	0.00%	0.00%		
Patient & Client Care	5.43%	0.68%	6.11%	0.38%	6.49%	94.14%	5.86%

Health Service Absence Rate - by Staff Category: Mar 2024	Certified absence	Self- certified absence	Non Covid-19 absence	Covid-19 Absence	Total absence rate	% Non Covid-19 absence	% Covid-19 absence
<b>Avista Dublin</b>	<b>2.79%</b>	<b>0.48%</b>	<b>3.27%</b>	<b>0.15%</b>	<b>3.41%</b>	<b>95.70%</b>	<b>4.30%</b>
Medical & Dental	7.71%	0.00%	7.71%	0.00%	7.71%	100.00%	0.00%
Nursing & Midwifery	2.00%	0.44%	2.44%	0.00%	2.44%	100.00%	0.00%
Health & Social Care Professionals	3.12%	0.54%	3.66%	0.03%	3.70%	99.06%	0.94%
Management & Administrative	1.89%	0.91%	2.80%	0.00%	2.80%	100.00%	0.00%
General Support	2.57%	0.29%	2.86%	0.00%	2.86%	100.00%	0.00%
Patient & Client Care	3.28%	0.41%	3.70%	0.39%	4.09%	90.45%	9.55%

Health Service Absence Rate - by Staff Category: Mar 2024	Certified absence	Self- certified absence	Non Covid-19 absence	Covid-19 Absence	Total absence rate	% Non Covid-19 absence	% Covid-19 absence
<b>Avista Limerick</b>	<b>2.03%</b>	<b>0.31%</b>	<b>2.34%</b>	<b>0.00%</b>	<b>2.34%</b>	<b>100.00%</b>	<b>0.00%</b>
Medical & Dental							
Nursing & Midwifery	1.40%	0.10%	1.50%	0.00%	1.50%	100.00%	0.00%
Health & Social Care Professionals	3.72%	0.69%	4.41%	0.00%	4.41%	100.00%	0.00%
Management & Administrative	0.53%	0.00%	0.53%	0.00%	0.53%	100.00%	0.00%
General Support	1.79%	0.00%	1.79%	0.00%	1.79%	100.00%	0.00%
Patient & Client Care	2.18%	0.51%	2.69%	0.00%	2.69%	100.00%	0.00%

Health Service Absence Rate - by Staff Category: Mar 2024	Certified absence	Self- certified absence	Non Covid-19 absence	Covid-19 Absence	Total absence rate	% Non Covid-19 absence	% Covid-19 absence
<b>Avista Roscrea</b>	<b>5.41%</b>	<b>0.46%</b>	<b>5.87%</b>	<b>0.00%</b>	<b>5.87%</b>	<b>100.00%</b>	<b>0.00%</b>
Medical & Dental							
Nursing & Midwifery	2.44%	0.48%	2.92%	0.00%	2.92%	100.00%	0.00%
Health & Social Care Professionals	2.43%	0.45%	2.88%	0.00%	2.88%	100.00%	0.00%
Management & Administrative	1.15%	0.00%	1.15%	0.00%	1.15%	100.00%	0.00%
General Support	19.06%	0.60%	19.66%	0.00%	19.66%	100.00%	0.00%
Patient & Client Care	6.17%	0.48%	6.66%	0.00%	6.66%	100.00%	0.00%

Health Service Absence Rate - by Staff Category: Mar 2024	Certified absence	Self- certified absence	Non Covid-19 absence	Covid-19 Absence	Total absence rate	% Non Covid-19 absence	% Covid-19 absence
<b>Bros. of Charity, Clare</b>	<b>4.97%</b>	<b>0.61%</b>	<b>5.58%</b>	<b>0.12%</b>	<b>5.70%</b>	<b>97.90%</b>	<b>2.10%</b>
Medical & Dental	0.00%	0.00%	0.00%	0.00%	0.00%		
Nursing & Midwifery	0.00%	0.00%	0.00%	4.03%	4.03%	0.00%	100.00%
Health & Social Care Professionals	6.43%	0.79%	7.22%	0.00%	7.22%	100.00%	0.00%
Management & Administrative	7.18%	1.30%	8.48%	0.00%	8.48%	100.00%	0.00%
General Support							
Patient & Client Care	4.54%	0.53%	5.07%	0.12%	5.19%	97.78%	2.22%

Health Service Absence Rate - by Staff Category: Mar 2024	Certified absence	Self- certified absence	Non Covid-19 absence	Covid-19 Absence	Total absence rate	% Non Covid-19 absence	% Covid-19 absence
<b>Bros. of Charity, Limerick</b>	<b>6.25%</b>	<b>0.53%</b>	<b>6.78%</b>	<b>0.26%</b>	<b>7.04%</b>	<b>96.35%</b>	<b>3.65%</b>
Medical & Dental							
Nursing & Midwifery	3.34%	0.69%	4.02%	1.12%	5.14%	78.21%	21.79%
Health & Social Care Professionals	5.33%	0.61%	5.94%	0.00%	5.94%	100.00%	0.00%
Management & Administrative	4.09%	0.45%	4.54%	0.00%	4.54%	100.00%	0.00%
General Support	1.97%	0.00%	1.97%	0.00%	1.97%	100.00%	0.00%
Patient & Client Care	7.91%	0.46%	8.37%	0.05%	8.42%	99.38%	0.62%

Health Service Absence Rate - by Staff Category: Mar 2024	Certified absence	Self- certified absence	Non Covid-19 absence	Covid-19 Absence	Total absence rate	% Non Covid-19 absence	% Covid-19 absence
<b>Bros. of Charity, Southern</b>	<b>4.40%</b>	<b>0.42%</b>	<b>4.82%</b>	<b>0.00%</b>	<b>4.82%</b>	<b>100.00%</b>	<b>0.00%</b>
Medical & Dental							
Nursing & Midwifery	4.61%	0.73%	5.34%	0.00%	5.34%	100.00%	0.00%
Health & Social Care Professionals	4.00%	0.43%	4.43%	0.00%	4.43%	100.00%	0.00%
Management & Administrative	1.24%	0.70%	1.94%	0.00%	1.94%	100.00%	0.00%
General Support	9.95%	0.32%	10.27%	0.00%	10.27%	100.00%	0.00%
Patient & Client Care	4.69%	0.36%	5.05%	0.00%	5.05%	100.00%	0.00%

Health Service Absence Rate - by Staff Category: Mar 2024	Certified absence	Self- certified absence	Non Covid-19 absence	Covid-19 Absence	Total absence rate	% Non Covid-19 absence	% Covid-19 absence
<b>Bros. of Charity, Waterford</b>	<b>6.92%</b>	<b>0.75%</b>	<b>7.67%</b>	<b>0.31%</b>	<b>7.98%</b>	<b>96.06%</b>	<b>3.94%</b>
Medical & Dental	7.21%	0.00%	7.21%	0.00%	7.21%	100.00%	0.00%
Nursing & Midwifery	7.62%	0.77%	8.38%	0.00%	8.38%	100.00%	0.00%
Health & Social Care Professionals	7.74%	0.71%	8.45%	2.17%	10.61%	79.60%	20.40%
Management & Administrative	3.32%	0.41%	3.73%	0.00%	3.73%	100.00%	0.00%
General Support	4.38%	0.00%	4.38%	0.00%	4.38%	100.00%	0.00%
Patient & Client Care	7.02%	0.80%	7.82%	0.06%	7.88%	99.23%	0.77%



Health Service Absence Rate - by Staff Category: Mar 2024	Certified absence	Self- certified absence	Non Covid-19 absence	Covid-19 Absence	Total absence rate	% Non Covid-19 absence	% Covid-19 absence
<b>Bros. of Charity, West Region</b>	<b>5.80%</b>	<b>0.47%</b>	<b>6.27%</b>	<b>0.06%</b>	<b>6.33%</b>	<b>99.07%</b>	<b>0.93%</b>
Medical & Dental	0.00%	0.00%	0.00%	0.00%	0.00%		
Nursing & Midwifery	6.19%	0.37%	6.56%	0.08%	6.64%	98.81%	1.19%
Health & Social Care Professionals	5.62%	0.34%	5.96%	0.08%	6.04%	98.59%	1.41%
Management & Administrative	4.26%	0.38%	4.64%	0.00%	4.64%	100.00%	0.00%
General Support	7.90%	0.10%	8.00%	0.34%	8.34%	95.92%	4.08%
Patient & Client Care	5.88%	0.60%	6.47%	0.03%	6.50%	99.54%	0.46%

Health Service Absence Rate - by Staff Category: Mar 2024	Certified absence	Self- certified absence	Non Covid-19 absence	Covid-19 Absence	Total absence rate	% Non Covid-19 absence	% Covid-19 absence
<b>Carriglea Cairde Services</b>	<b>3.70%</b>	<b>0.40%</b>	<b>4.09%</b>	<b>0.31%</b>	<b>4.40%</b>	<b>92.98%</b>	<b>7.02%</b>
Medical & Dental							
Nursing & Midwifery	4.11%	0.95%	5.06%	0.45%	5.51%	91.89%	8.11%
Health & Social Care Professionals	3.61%	0.00%	3.61%	1.28%	4.89%	73.90%	26.10%
Management & Administrative	0.00%	0.00%	0.00%	0.00%	0.00%		
General Support	0.00%	0.93%	0.93%	0.00%	0.93%	100.00%	0.00%
Patient & Client Care	4.04%	0.31%	4.34%	0.14%	4.48%	96.85%	3.15%

Health Service Absence Rate - by Staff Category: Mar 2024	Certified absence	Self- certified absence	Non Covid-19 absence	Covid-19 Absence	Total absence rate	% Non Covid-19 absence	% Covid-19 absence
<b>Central Remedial Clinic</b>	<b>4.47%</b>	<b>0.31%</b>	<b>4.78%</b>	<b>0.00%</b>	<b>4.78%</b>	<b>100.00%</b>	<b>0.00%</b>
Medical & Dental	0.00%	0.00%	0.00%	0.00%	0.00%		
Nursing & Midwifery	5.00%	0.00%	5.00%	0.00%	5.00%	100.00%	0.00%
Health & Social Care Professionals	4.90%	0.23%	5.13%	0.00%	5.13%	100.00%	0.00%
Management & Administrative	3.22%	0.56%	3.78%	0.00%	3.78%	100.00%	0.00%
General Support	0.00%	0.00%	0.00%	0.00%	0.00%		
Patient & Client Care	4.91%	0.42%	5.32%	0.00%	5.32%	100.00%	0.00%

Health Service Absence Rate - by Staff Category: Mar 2024	Certified absence	Self- certified absence	Non Covid-19 absence	Covid-19 Absence	Total absence rate	% Non Covid-19 absence	% Covid-19 absence
<b>Cheeverstown House</b>	<b>4.69%</b>	<b>1.28%</b>	<b>5.97%</b>	<b>0.44%</b>	<b>6.42%</b>	<b>93.07%</b>	<b>6.93%</b>
Medical & Dental							
Nursing & Midwifery	2.83%	1.46%	4.30%	0.41%	4.70%	91.31%	8.69%
Health & Social Care Professionals	2.66%	1.55%	4.21%	0.00%	4.21%	100.00%	0.00%
Management & Administrative	3.71%	0.27%	3.98%	0.00%	3.98%	100.00%	0.00%
General Support	4.17%	0.40%	4.57%	0.00%	4.57%	100.00%	0.00%
Patient & Client Care	6.90%	1.42%	8.32%	0.77%	9.09%	91.57%	8.43%

Health Service Absence Rate - by Staff Category: Mar 2024	Certified absence	Self- certified absence	Non Covid-19 absence	Covid-19 Absence	Total absence rate	% Non Covid-19 absence	% Covid-19 absence
<b>Children's Sunshine Home</b>	<b>5.83%</b>	<b>2.23%</b>	<b>8.06%</b>	<b>0.00%</b>	<b>8.06%</b>	<b>100.00%</b>	<b>0.00%</b>
Medical & Dental							
Nursing & Midwifery	8.03%	0.30%	8.33%	0.00%	8.33%	100.00%	0.00%
Health & Social Care Professionals	0.00%	0.00%	0.00%	0.00%	0.00%		
Management & Administrative	0.00%	0.00%	0.00%	0.00%	0.00%		
General Support	11.13%	0.00%	11.13%	0.00%	11.13%	100.00%	0.00%
Patient & Client Care	3.42%	7.49%	10.91%	0.00%	10.91%	100.00%	0.00%

Health Service Absence Rate - by Staff Category: Mar 2024	Certified absence	Self- certified absence	Non Covid-19 absence	Covid-19 Absence	Total absence rate	% Non Covid-19 absence	% Covid-19 absence
<b>Cope Foundation</b>	<b>4.98%</b>	<b>0.84%</b>	<b>5.82%</b>	<b>0.27%</b>	<b>6.08%</b>	<b>95.62%</b>	<b>4.38%</b>
Medical & Dental							
Nursing & Midwifery	6.38%	1.11%	7.49%	0.24%	7.74%	96.84%	3.16%
Health & Social Care Professionals	1.51%	0.71%	2.22%	0.00%	2.22%	100.00%	0.00%
Management & Administrative	2.50%	0.50%	3.00%	0.00%	3.00%	100.00%	0.00%
General Support	5.44%	1.38%	6.82%	0.00%	6.82%	100.00%	0.00%
Patient & Client Care	5.32%	0.74%	6.06%	0.37%	6.44%	94.20%	5.80%

Health Service Absence Rate - by Staff Category: Mar 2024	Certified absence	Self- certified absence	Non Covid-19 absence	Covid-19 Absence	Total absence rate	% Non Covid-19 absence	% Covid-19 absence
<b>Kare, Newbridge, Co Kildare</b>	<b>4.07%</b>	<b>0.60%</b>	<b>4.67%</b>	<b>0.28%</b>	<b>4.95%</b>	<b>94.26%</b>	<b>5.74%</b>
Medical & Dental							
Nursing & Midwifery	6.65%	0.00%	6.65%	2.39%	9.05%	73.55%	26.45%
Health & Social Care Professionals	2.21%	0.74%	2.94%	0.00%	2.94%	100.00%	0.00%
Management & Administrative	0.55%	0.33%	0.87%	0.00%	0.87%	100.00%	0.00%
General Support	7.49%	0.00%	7.49%	0.00%	7.49%	100.00%	0.00%
Patient & Client Care	5.21%	0.64%	5.85%	0.21%	6.06%	96.48%	3.52%

Health Service Absence Rate - by Staff Category: Mar 2024	Certified absence	Self- certified absence	Non Covid-19 absence	Covid-19 Absence	Total absence rate	% Non Covid-19 absence	% Covid-19 absence
<b>Muiriosa Foundation, Laois/Offaly</b>	<b>4.34%</b>	<b>0.40%</b>	<b>4.75%</b>	<b>0.77%</b>	<b>5.51%</b>	<b>86.10%</b>	<b>13.90%</b>
Medical & Dental							
Nursing & Midwifery	4.61%	0.45%	5.06%	0.00%	5.06%	100.00%	0.00%
Health & Social Care Professionals	2.98%	0.62%	3.60%	1.83%	5.43%	66.26%	33.74%
Management & Administrative	0.98%	0.26%	1.24%	0.00%	1.24%	100.00%	0.00%
General Support	26.39%	0.00%	26.39%	0.00%	26.39%	100.00%	0.00%
Patient & Client Care	5.05%	0.28%	5.33%	0.32%	5.65%	94.39%	5.61%

Health Service Absence Rate - by Staff Category: Mar 2024	Certified absence	Self- certified absence	Non Covid-19 absence	Covid-19 Absence	Total absence rate	% Non Covid-19 absence	% Covid-19 absence
<b>Muiriosa Foundation, Longford/W</b>	<b>3.03%</b>	<b>0.25%</b>	<b>3.28%</b>	<b>0.15%</b>	<b>3.43%</b>	<b>95.60%</b>	<b>4.40%</b>
Medical & Dental							
Nursing & Midwifery	2.68%	0.66%	3.34%	0.00%	3.34%	100.00%	0.00%
Health & Social Care Professionals	3.84%	0.35%	4.19%	0.30%	4.49%	93.22%	6.78%
Management & Administrative	0.00%	0.00%	0.00%	0.00%	0.00%		
General Support	0.00%	0.00%	0.00%	0.00%	0.00%		
Patient & Client Care	2.92%	0.19%	3.10%	0.08%	3.19%	97.35%	2.65%

Health Service Absence Rate - by Staff Category: Mar 2024	Certified absence	Self- certified absence	Non Covid-19 absence	Covid-19 Absence	Total absence rate	% Non Covid-19 absence	% Covid-19 absence
<b>Muiriosa Foundation, South Kilda</b>	<b>4.90%</b>	<b>0.49%</b>	<b>5.39%</b>	<b>0.07%</b>	<b>5.46%</b>	<b>98.76%</b>	<b>1.24%</b>
Medical & Dental							
Nursing & Midwifery	3.88%	0.54%	4.42%	0.00%	4.42%	100.00%	0.00%
Health & Social Care Professionals	7.12%	0.93%	8.05%	0.24%	8.29%	97.05%	2.95%
Management & Administrative	1.55%	0.00%	1.55%	0.00%	1.55%	100.00%	0.00%
General Support	0.00%	0.00%	0.00%	0.00%	0.00%		
Patient & Client Care	4.96%	0.34%	5.31%	0.00%	5.31%	100.00%	0.00%

Health Service Absence Rate - by Staff Category: Mar 2024	Certified absence	Self- certified absence	Non Covid-19 absence	Covid-19 Absence	Total absence rate	% Non Covid-19 absence	% Covid-19 absence
<b>Peamount Hospital (Newcastle)</b>	<b>3.59%</b>	<b>0.71%</b>	<b>4.30%</b>	<b>0.43%</b>	<b>4.73%</b>	<b>90.86%</b>	<b>9.14%</b>
Medical & Dental	0.00%	0.00%	0.00%	0.00%	0.00%		
Nursing & Midwifery	2.87%	1.06%	3.93%	0.82%	4.75%	82.69%	17.31%
Health & Social Care Professionals	1.20%	0.30%	1.50%	0.24%	1.74%	85.95%	14.05%
Management & Administrative	0.60%	0.10%	0.70%	0.00%	0.70%	100.00%	0.00%
General Support	4.06%	0.50%	4.57%	0.26%	4.83%	94.56%	5.44%
Patient & Client Care	5.28%	0.80%	6.08%	0.39%	6.47%	93.98%	6.02%

Health Service Absence Rate - by Staff Category: Mar 2024	Certified absence	Self- certified absence	Non Covid-19 absence	Covid-19 Absence	Total absence rate	% Non Covid-19 absence	% Covid-19 absence
<b>Stewart's Hospital, (Palmerstown)</b>	<b>4.84%</b>	<b>0.43%</b>	<b>5.28%</b>	<b>0.13%</b>	<b>5.41%</b>	<b>97.53%</b>	<b>2.47%</b>
Medical & Dental							
Nursing & Midwifery	4.01%	1.11%	5.12%	0.11%	5.23%	97.86%	2.14%
Health & Social Care Professionals	4.16%	0.31%	4.47%	0.00%	4.47%	100.00%	0.00%
Management & Administrative	5.80%	0.06%	5.85%	0.28%	6.13%	95.50%	4.50%
General Support	2.75%	0.58%	3.32%	0.29%	3.62%	91.92%	8.08%
Patient & Client Care	5.20%	0.37%	5.56%	0.13%	5.69%	97.79%	2.21%

Health Service Absence Rate - by Staff Category: Mar 2024	Certified absence	Self- certified absence	Non Covid-19 absence	Covid-19 Absence	Total absence rate	% Non Covid-19 absence	% Covid-19 absence
<b>St. John of God, Drumcar</b>	<b>5.36%</b>	<b>0.54%</b>	<b>5.90%</b>	<b>0.28%</b>	<b>6.18%</b>	<b>95.50%</b>	<b>4.50%</b>
Medical & Dental	0.00%	0.00%	0.00%	0.00%	0.00%		
Nursing & Midwifery	4.38%	0.42%	4.80%	0.08%	4.88%	98.35%	1.65%
Health & Social Care Professionals	3.80%	0.98%	4.78%	0.00%	4.78%	100.00%	0.00%
Management & Administrative	0.85%	0.00%	0.85%	0.00%	0.85%	100.00%	0.00%
General Support	3.77%	1.86%	5.63%	0.00%	5.63%	100.00%	0.00%
Patient & Client Care	6.56%	0.50%	7.06%	0.48%	7.53%	93.69%	6.31%

Health Service Absence Rate - by Staff Category: Mar 2024	Certified absence	Self- certified absence	Non Covid-19 absence	Covid-19 Absence	Total absence rate	% Non Covid-19 absence	% Covid-19 absence
<b>St John of God HQ</b>	<b>1.18%</b>	<b>0.12%</b>	<b>1.29%</b>	<b>0.00%</b>	<b>1.29%</b>	<b>100.00%</b>	<b>0.00%</b>
Medical & Dental							
Nursing & Midwifery	0.00%	0.00%	0.00%	0.00%	0.00%		
Health & Social Care Professionals	16.26%	0.00%	16.26%	0.00%	16.26%	100.00%	0.00%
Management & Administrative	0.12%	0.13%	0.24%	0.00%	0.24%	100.00%	0.00%
General Support	0.00%	0.00%	0.00%	0.00%	0.00%		
Patient & Client Care							

Health Service Absence Rate - by Staff Category: Mar 2024	Certified absence	Self- certified absence	Non Covid-19 absence	Covid-19 Absence	Total absence rate	% Non Covid-19 absence	% Covid-19 absence
<b>St. John of God (IDS)</b>	<b>3.43%</b>	<b>0.58%</b>	<b>4.02%</b>	<b>0.34%</b>	<b>4.35%</b>	<b>92.24%</b>	<b>7.76%</b>
Medical & Dental	0.00%	0.00%	0.00%	0.00%	0.00%		
Nursing & Midwifery	1.90%	0.15%	2.06%	0.00%	2.06%	100.00%	0.00%
Health & Social Care Professionals	4.45%	0.64%	5.09%	0.08%	5.18%	98.36%	1.64%
Management & Administrative	3.47%	0.19%	3.66%	0.00%	3.66%	100.00%	0.00%
General Support	6.71%	0.00%	6.71%	0.00%	6.71%	100.00%	0.00%
Patient & Client Care	2.41%	0.84%	3.25%	0.87%	4.12%	78.81%	21.19%

Health Service Absence Rate - by Staff Category: Mar 2024	Certified absence	Self- certified absence	Non Covid-19 absence	Covid-19 Absence	Total absence rate	% Non Covid-19 absence	% Covid-19 absence
<b>St. John of God, Kerry</b>	<b>3.41%</b>	<b>0.53%</b>	<b>3.94%</b>	<b>0.08%</b>	<b>4.02%</b>	<b>97.94%</b>	<b>2.06%</b>
Medical & Dental							
Nursing & Midwifery	6.29%	0.73%	7.02%	0.00%	7.02%	100.00%	0.00%
Health & Social Care Professionals	4.73%	0.57%	5.30%	0.00%	5.30%	100.00%	0.00%
Management & Administrative	0.73%	0.87%	1.59%	0.00%	1.59%	100.00%	0.00%
General Support	5.21%	0.12%	5.33%	0.00%	5.33%	100.00%	0.00%
Patient & Client Care	2.01%	0.47%	2.48%	0.16%	2.64%	93.89%	6.11%



Health Service Absence Rate - by Staff Category: Mar 2024	Certified absence	Self- certified absence	Non Covid-19 absence	Covid-19 Absence	Total absence rate	% Non Covid-19 absence	% Covid-19 absence
<b>St. John of God Liffey Services</b>	<b>3.93%</b>	<b>0.49%</b>	<b>4.42%</b>	<b>0.10%</b>	<b>4.52%</b>	<b>97.77%</b>	<b>2.23%</b>
Medical & Dental	0.00%	0.00%	0.00%	0.00%	0.00%		
Nursing & Midwifery	7.02%	0.50%	7.51%	0.00%	7.51%	100.00%	0.00%
Health & Social Care Professionals	3.03%	0.47%	3.50%	0.00%	3.50%	100.00%	0.00%
Management & Administrative	3.17%	0.00%	3.17%	0.00%	3.17%	100.00%	0.00%
General Support	4.80%	0.16%	4.96%	0.00%	4.96%	100.00%	0.00%
Patient & Client Care	3.59%	0.62%	4.21%	0.27%	4.49%	93.88%	6.12%

Health Service Absence Rate - by Staff Category: Mar 2024	Certified absence	Self- certified absence	Non Covid-19 absence	Covid-19 Absence	Total absence rate	% Non Covid-19 absence	% Covid-19 absence
<b>St. Michael's House, Dublin</b>	<b>4.63%</b>	<b>0.24%</b>	<b>4.88%</b>	<b>0.09%</b>	<b>4.97%</b>	<b>98.11%</b>	<b>1.89%</b>
Medical & Dental	0.00%	0.00%	0.00%	0.00%	0.00%		
Nursing & Midwifery	2.85%	0.28%	3.12%	0.07%	3.19%	97.75%	2.25%
Health & Social Care Professionals	4.62%	0.28%	4.89%	0.13%	5.02%	97.48%	2.52%
Management & Administrative	5.39%	0.12%	5.51%	0.20%	5.71%	96.44%	3.56%
General Support	8.28%	0.18%	8.46%	0.00%	8.46%	100.00%	0.00%
Patient & Client Care	4.76%	0.22%	4.98%	0.04%	5.02%	99.28%	0.72%

Health Service Absence Rate - by Staff Category: Mar 2024	Certified absence	Self- certified absence	Non Covid-19 absence	Covid-19 Absence	Total absence rate	% Non Covid-19 absence	% Covid-19 absence
Sunbeam House Services	2.96%	0.54%	3.50%	0.10%	3.60%	97.21%	2.79%
Medical & Dental							
Nursing & Midwifery	1.76%	0.31%	2.07%	0.00%	2.07%	100.00%	0.00%
Health & Social Care Professionals	2.66%	0.61%	3.27%	0.10%	3.37%	96.99%	3.01%
Management & Administrative	1.64%	0.37%	2.01%	0.00%	2.01%	100.00%	0.00%
General Support	4.64%	0.43%	5.07%	0.00%	5.07%	100.00%	0.00%
Patient & Client Care	3.75%	0.56%	4.30%	0.15%	4.45%	96.68%	3.32%

Year / Month	Certified absence	Self-certified absence	Non Covid-19 absence	Covid-19 Absence	Total absence rate	Medical & Dental	Nursing & Midwifery	Health & Social Care Professionals	Management & Administrative	General Support	Patient & Client Care
Mar 2024	5.11%	0.55%	5.66%	0.19%	5.84%	1.04%	6.10%	4.80%	4.11%	5.88%	6.54%
Feb 2024	5.11%	0.61%	5.72%	0.34%	6.06%	3.49%	6.27%	5.11%	3.92%	6.69%	6.74%
Jan 2024	5.30%	0.70%	5.99%	0.64%	6.63%	2.95%	7.04%	5.64%	3.86%	7.12%	7.40%
2024	5.17%	0.62%	5.79%	0.39%	6.18%	2.51%	6.47%	5.18%	3.96%	6.55%	6.90%
Dec 2023	5.04%	0.70%	5.74%	0.60%	6.34%	3.87%	6.71%	5.58%	4.39%	7.36%	6.79%
Nov 2023	5.07%	0.65%	5.72%	0.40%	6.12%	0.52%	6.83%	5.17%	4.19%	6.37%	6.65%
Oct 2023	5.00%	0.61%	5.60%	0.57%	6.17%	1.25%	6.78%	5.15%	4.32%	7.05%	6.69%
Sep 2023	5.02%	0.57%	5.59%	0.81%	6.40%	0.66%	6.85%	5.44%	3.92%	6.27%	7.13%
Aug 2023	5.27%	0.58%	5.84%	0.78%	6.62%	1.95%	7.10%	5.38%	4.50%	7.29%	7.35%
Jul 2023	4.69%	0.55%	5.24%	0.38%	5.62%	0.59%	6.09%	4.49%	3.59%	7.20%	6.20%
Jun 2023	4.96%	0.56%	5.52%	0.30%	5.82%	2.28%	6.50%	4.87%	4.21%	5.97%	6.25%
May 2023	4.97%	0.51%	5.48%	0.39%	5.87%	1.41%	5.99%	5.15%	4.00%	6.85%	6.41%
Apr 2023	4.86%	0.54%	5.40%	0.45%	5.85%	1.00%	6.08%	5.15%	3.78%	6.88%	6.35%
Mar 2023	4.87%	0.58%	5.45%	0.55%	6.00%	0.83%	5.85%	5.57%	4.28%	7.22%	6.47%
Feb 2023	4.39%	0.53%	4.91%	0.45%	5.36%	3.87%	5.61%	4.43%	4.03%	6.53%	5.88%
Jan 2023	5.10%	0.66%	5.77%	0.90%	6.67%	3.33%	7.07%	5.68%	3.94%	7.18%	7.38%
2023	4.94%	0.59%	5.52%	0.55%	6.07%	1.75%	6.45%	5.17%	4.10%	6.84%	6.63%
Dec 2022	5.37%	0.74%	6.11%	1.19%	7.30%	0.90%	7.26%	6.63%	4.38%	7.01%	8.13%
Nov 2022	4.66%	0.56%	5.22%	0.73%	5.95%	1.46%	6.47%	4.83%	3.64%	6.19%	6.73%
Oct 2022	4.92%	0.61%	5.52%	0.80%	6.33%	1.83%	6.25%	5.27%	3.70%	6.77%	7.31%
Sep 2022	5.06%	0.60%	5.66%	0.71%	6.37%	1.58%	6.74%	4.97%	4.16%	6.40%	7.26%
Aug 2022	4.98%	0.47%	5.45%	0.91%	6.36%	3.43%	6.35%	5.40%	3.75%	6.27%	7.38%
Jul 2022	5.21%	0.47%	5.69%	2.02%	7.71%	3.32%	7.88%	6.30%	4.70%	7.61%	8.79%
Jun 2022	4.73%	0.65%	5.38%	1.77%	7.15%	3.41%	7.17%	6.27%	4.93%	6.55%	7.97%
May 2022	4.56%	0.61%	5.17%	1.05%	6.22%	3.56%	6.74%	4.19%	4.51%	6.56%	7.44%
Apr 2022	4.79%	0.67%	5.46%	2.85%	8.31%	1.64%	9.11%	6.97%	5.10%	8.60%	9.11%
Mar 2022	4.83%	0.70%	5.53%	4.45%	9.98%	3.16%	11.46%	8.09%	7.17%	9.99%	10.72%
Feb 2022	4.18%	0.64%	4.83%	2.92%	7.75%	1.40%	8.51%	6.74%	5.06%	6.78%	8.46%
Jan 2022	4.26%	0.64%	4.90%	5.09%	9.99%	1.46%	10.96%	8.37%	6.01%	8.31%	11.16%
2022	4.79%	0.61%	5.41%	2.04%	7.44%	2.49%	7.93%	6.12%	4.74%	7.19%	8.38%
Dec 2021	4.64%	0.67%	5.30%	2.77%	8.08%	3.03%	8.69%	6.92%	4.87%	7.74%	8.89%
Nov 2021	4.87%	0.73%	5.61%	2.45%	8.05%	3.69%	9.12%	6.90%	5.86%	7.16%	8.63%
Oct 2021	4.78%	0.55%	5.33%	1.29%	6.62%	2.97%	7.65%	5.70%	4.64%	6.63%	6.97%
Sep 2021	4.62%	0.51%	5.14%	0.98%	6.12%	7.70%	6.87%	5.19%	4.18%	5.48%	6.59%
Aug 2021	4.60%	0.38%	4.98%	0.88%	5.86%	10.75%	6.05%	4.80%	3.98%	4.96%	6.62%
Jul 2021	4.53%	0.42%	4.94%	0.59%	5.54%	5.18%	5.84%	4.71%	3.46%	6.24%	6.04%
Jun 2021	4.10%	0.51%	4.61%	0.54%	5.15%	3.20%	5.39%	4.28%	3.04%	5.23%	5.79%
May 2021	3.87%	0.41%	4.28%	0.67%	4.96%	2.52%	5.19%	4.20%	2.32%	4.47%	5.67%
Apr 2021	3.90%	0.38%	4.29%	0.84%	5.13%	2.01%	5.81%	4.54%	2.66%	5.36%	5.49%
Mar 2021	3.96%	0.49%	4.46%	1.02%	5.48%	2.20%	5.72%	4.88%	3.13%	5.29%	6.06%
Feb 2021	4.35%	0.55%	4.90%	1.99%	6.89%	1.33%	7.54%	6.11%	2.94%	6.11%	7.70%
Jan 2021	4.57%	0.35%	4.92%	4.48%	9.40%	0.92%	10.46%	8.06%	3.52%	9.46%	10.50%
2021	4.40%	0.50%	4.90%	1.55%	6.44%	3.86%	7.02%	5.53%	3.72%	6.16%	7.09%

Year / Month	Certified absence	Self-certified absence	Non Covid-19 absence	Covid-19 Absence	Total absence rate	CHO 1	CHO 2	CHO 3	CHO 4	CHO 5	CHO 6	CHO 7	CHO 8	CHO 9	Other Comm	Social Care
Mar 2024	5.11%	0.55%	5.66%	0.19%	5.84%	9.90%	6.16%	5.25%	5.88%	7.26%	4.84%	5.13%	5.58%	4.78%	0.00%	5.84%
Feb 2024	5.11%	0.61%	5.72%	0.34%	6.06%	9.69%	5.77%	5.38%	6.09%	6.47%	5.88%	5.40%	6.37%	5.15%	0.00%	6.06%
Jan 2024	5.30%	0.70%	5.99%	0.64%	6.63%	10.84%	7.26%	6.01%	6.72%	7.24%	5.91%	5.80%	6.64%	5.34%	0.00%	6.63%
2024	5.17%	0.62%	5.79%	0.39%	6.18%	10.17%	6.39%	5.56%	6.23%	6.99%	5.54%	5.44%	6.20%	5.08%	0.00%	6.18%
Dec 2023	5.04%	0.70%	5.74%	0.60%	6.34%	9.89%	6.75%	5.25%	6.45%	7.10%	6.32%	5.20%	6.03%	6.02%	3.53%	6.34%
Nov 2023	5.07%	0.65%	5.72%	0.40%	6.12%	9.25%	6.15%	5.44%	6.18%	6.52%	5.86%	5.48%	6.21%	5.44%	0.00%	6.12%
Oct 2023	5.00%	0.61%	5.60%	0.57%	6.17%	9.05%	5.76%	5.88%	6.42%	6.79%	5.30%	5.68%	5.96%	5.69%	0.00%	6.17%
Sep 2023	5.02%	0.57%	5.59%	0.81%	6.40%	8.71%	5.81%	6.18%	6.84%	7.88%	5.00%	6.00%	6.20%	5.68%	0.00%	6.40%
Aug 2023	5.27%	0.58%	5.84%	0.78%	6.62%	9.37%	6.75%	6.04%	6.92%	8.43%	5.68%	6.03%	7.04%	5.29%	0.00%	6.62%
Jul 2023	4.69%	0.55%	5.24%	0.38%	5.62%	7.82%	5.25%	5.58%	5.52%	6.89%	5.27%	4.99%	5.55%	5.13%	2.98%	5.62%
Jun 2023	4.96%	0.56%	5.52%	0.30%	5.82%	7.72%	5.88%	5.29%	5.61%	7.71%	5.28%	5.06%	6.01%	5.27%	3.16%	5.82%
May 2023	4.97%	0.51%	5.48%	0.39%	5.87%	7.97%	5.64%	5.57%	5.71%	7.23%	5.18%	5.64%	5.86%	5.15%	0.00%	5.87%
Apr 2023	4.86%	0.54%	5.40%	0.45%	5.85%	7.82%	5.97%	5.50%	6.15%	7.22%	5.23%	5.43%	5.70%	5.01%	0.00%	5.85%
Mar 2023	4.87%	0.58%	5.45%	0.55%	6.00%	8.55%	5.23%	4.92%	5.62%	7.65%	6.11%	6.13%	5.80%	5.28%	0.00%	6.00%
Feb 2023	4.39%	0.53%	4.91%	0.45%	5.36%	8.14%	5.11%	5.01%	5.42%	7.48%	4.65%	4.87%	5.01%	4.50%	11.15%	5.36%
Jan 2023	5.10%	0.66%	5.77%	0.90%	6.67%	9.92%	6.34%	6.15%	6.60%	8.30%	5.63%	6.20%	7.51%	5.10%	11.94%	6.67%
2023	4.94%	0.59%	5.52%	0.55%	6.07%	8.69%	5.87%	5.57%	6.12%	7.43%	5.45%	5.56%	6.06%	5.29%	2.46%	6.07%
Dec 2022	5.37%	0.74%	6.11%	1.19%	7.30%	11.01%	6.50%	6.74%	7.15%	9.88%	6.82%	6.74%	7.09%	6.03%	0.00%	7.30%
Nov 2022	4.66%	0.56%	5.22%	0.73%	5.95%	8.32%	5.64%	5.36%	6.53%	7.89%	4.77%	5.65%	6.96%	4.37%	0.00%	5.95%
Oct 2022	4.92%	0.61%	5.52%	0.80%	6.33%	9.67%	5.90%	5.51%	7.08%	8.35%	5.84%	5.53%	6.90%	4.77%	0.00%	6.33%
Sep 2022	5.06%	0.60%	5.66%	0.71%	6.37%	9.19%	6.01%	4.95%	6.29%	8.29%	5.16%	6.33%	7.01%	5.18%	0.00%	6.37%
Aug 2022	4.98%	0.47%	5.45%	0.91%	6.36%	10.34%	6.20%	4.65%	6.50%	8.67%	4.40%	5.93%	7.24%	4.93%	2.21%	6.36%
Jul 2022	5.21%	0.47%	5.69%	2.02%	7.71%	10.59%	7.00%	7.06%	7.69%	9.80%	6.03%	7.30%	8.97%	6.11%	0.00%	7.71%
Jun 2022	4.73%	0.65%	5.38%	1.77%	7.15%	8.56%	7.86%	5.63%	7.66%	8.62%	7.26%	7.17%	7.74%	5.48%	0.73%	7.15%
May 2022	4.56%	0.61%	5.17%	1.05%	6.22%	8.08%	5.97%	5.37%	6.20%	7.88%	5.05%	6.27%	6.99%	5.14%	0.00%	6.22%
Apr 2022	4.79%	0.67%	5.46%	2.85%	8.31%	9.72%	7.79%	8.35%	10.71%	9.49%	6.61%	7.97%	8.71%	6.21%	0.00%	8.31%
Mar 2022	4.83%	0.70%	5.53%	4.45%	9.98%	13.34%	8.93%	8.45%	11.19%	11.57%	9.34%	9.99%	10.96%	7.75%	0.00%	9.98%
Feb 2022	4.18%	0.64%	4.83%	2.92%	7.75%	10.20%	7.00%	7.75%	8.41%	9.02%	7.99%	7.34%	8.07%	6.09%	0.00%	7.75%
Jan 2022	4.26%	0.64%	4.90%	5.09%	9.99%	11.55%	10.36%	9.58%	12.16%	12.28%	8.23%	8.44%	11.04%	7.99%	1.50%	9.99%
2022	4.79%	0.61%	5.41%	2.04%	7.44%	10.04%	7.04%	6.62%	8.13%	9.32%	6.45%	7.05%	8.16%	5.81%	0.37%	7.44%
Dec 2021	4.64%	0.67%	5.30%	2.77%	8.08%	10.17%	7.70%	7.69%	10.20%	9.23%	6.27%	8.38%	7.05%	6.53%	0.68%	8.08%
Nov 2021	4.87%	0.73%	5.61%	2.45%	8.05%	9.83%	6.71%	7.63%	10.32%	8.22%	6.75%	7.91%	7.98%	7.06%	0.00%	8.05%
Oct 2021	4.78%	0.55%	5.33%	1.29%	6.62%	8.71%	5.36%	6.37%	8.10%	6.68%	5.24%	6.58%	6.88%	5.90%	0.00%	6.62%
Sep 2021	4.62%	0.51%	5.14%	0.98%	6.12%	8.30%	4.60%	5.35%	6.89%	5.96%	6.28%	6.34%	6.85%	5.02%	1.91%	6.12%
Aug 2021	4.60%	0.38%	4.98%	0.88%	5.86%	8.92%	4.60%	4.80%	6.04%	6.41%	5.69%	6.18%	6.12%	4.88%	0.00%	5.86%
Jul 2021	4.53%	0.42%	4.94%	0.59%	5.54%	8.25%	4.40%	4.06%	5.35%	5.80%	6.10%	5.78%	6.33%	4.88%	0.00%	5.54%
Jun 2021	4.10%	0.51%	4.61%	0.54%	5.15%	7.13%	4.79%	4.47%	5.65%	5.26%	4.98%	5.06%	5.33%	4.49%	0.00%	5.15%
May 2021	3.87%	0.41%	4.28%	0.67%	4.96%	6.58%	4.59%	4.71%	5.48%	4.84%	4.34%	5.09%	5.04%	4.33%	0.00%	4.96%
Apr 2021	3.90%	0.38%	4.29%	0.84%	5.13%	6.16%	4.55%	3.91%	5.14%	5.29%	4.97%	5.85%	5.61%	4.63%	0.00%	5.13%
Mar 2021	3.96%	0.49%	4.46%	1.02%	5.48%	7.09%	6.17%	4.47%	5.44%	6.38%	4.50%	5.53%	5.93%	4.72%	0.00%	5.48%
Feb 2021	4.35%	0.55%	4.90%	1.99%	6.89%	8.50%	7.63%	5.86%	6.73%	8.99%	6.21%	6.62%	7.66%	5.56%	0.00%	6.89%
Jan 2021	4.57%	0.35%	4.92%	4.48%	9.40%	12.27%	9.04%	8.79%	10.05%	11.27%	8.93%	9.56%	8.72%	7.84%	0.00%	9.40%
2021	4.40%	0.50%	4.90%	1.55%	6.44%	8.49%	5.81%	5.69%	7.14%	7.01%	5.83%	6.58%	6.65%	5.48%	0.23%	6.44%

