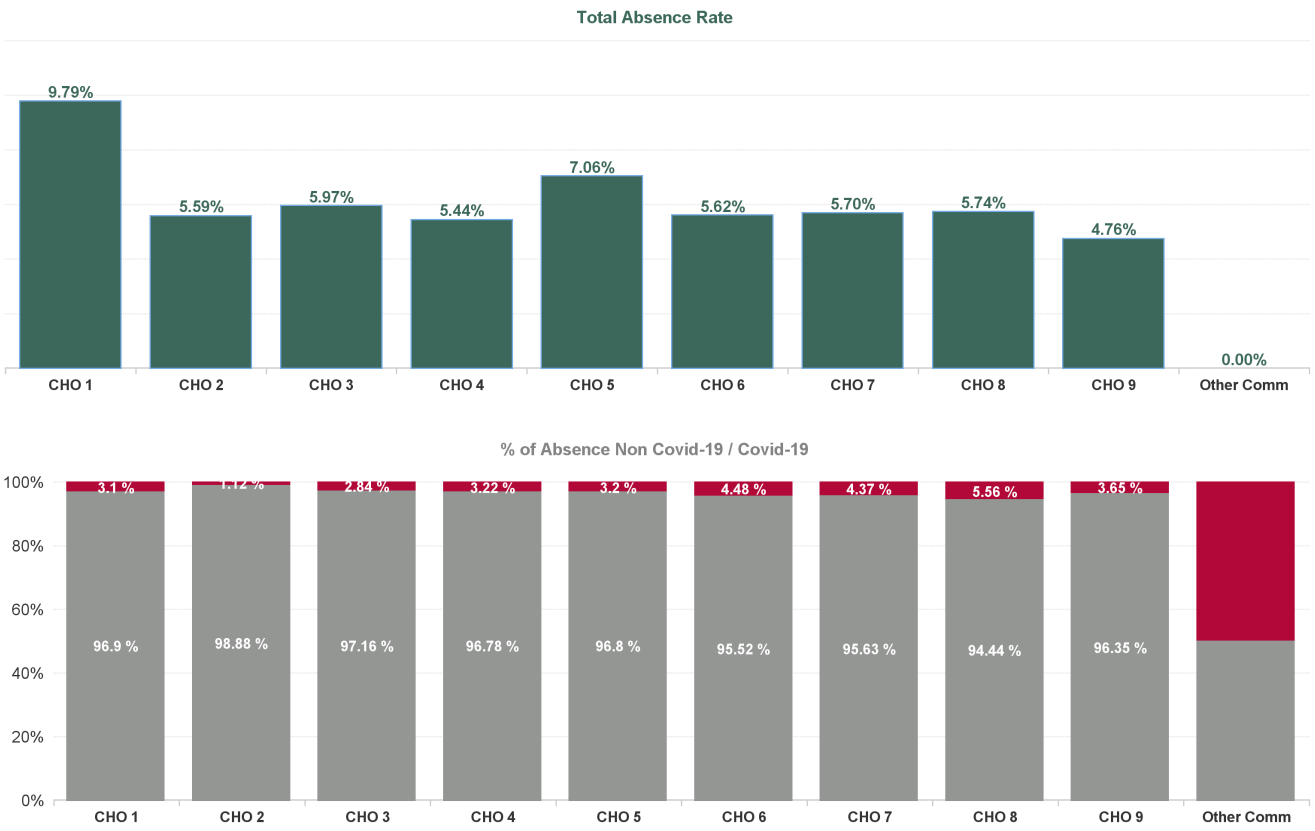


May 2024

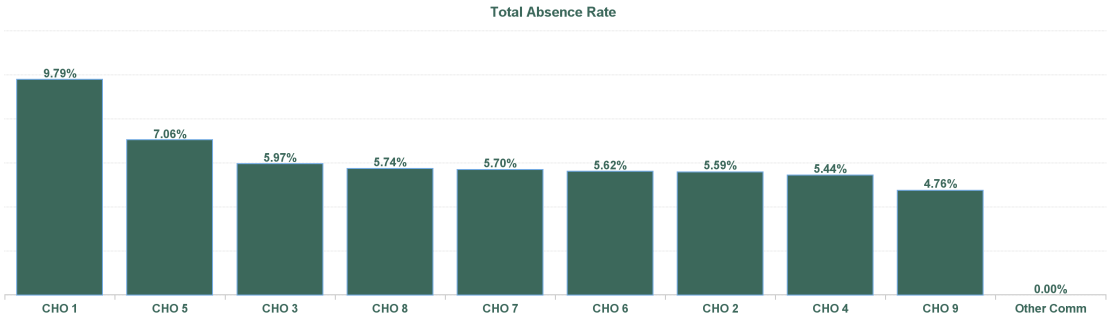
Health Service Absence Rate - by Staff Category: May 2024	Certified absence	Self-certified absence	Non Covid-19 absence	Covid-19 Absence	Total absence rate	% Non Covid-19 absence	% Covid-19 absence
Disabilities	5.19%	0.57%	5.76%	0.21%	5.97%	96.50%	3.50%
Medical & Dental	2.91%	0.28%	3.19%	0.00%	3.19%	100.00%	0.00%
Nursing & Midwifery	5.61%	0.67%	6.28%	0.21%	6.49%	96.77%	3.23%
Health & Social Care Professionals	4.13%	0.43%	4.57%	0.24%	4.80%	95.03%	4.97%
Management & Administrative	3.59%	0.36%	3.96%	0.19%	4.15%	95.36%	4.64%
General Support	5.79%	0.40%	6.19%	0.12%	6.31%	98.10%	1.90%
Patient & Client Care	5.75%	0.64%	6.39%	0.21%	6.60%	96.87%	3.13%

Health Service Absence Rate - by Hospital Group: May 2024	Certified absence	Self-certified absence	Non Covid-19 absence	Covid-19 Absence	Total absence rate	% Non Covid-19 absence	% Covid-19 absence
Disabilities	5.19%	0.57%	5.76%	0.21%	5.97%	96.50%	3.50%
CHO 1	8.88%	0.61%	9.49%	0.30%	9.79%	96.90%	3.10%
CHO 2	5.14%	0.39%	5.53%	0.06%	5.59%	98.88%	1.12%
CHO 3	5.37%	0.43%	5.80%	0.17%	5.97%	97.16%	2.84%
CHO 4	4.27%	1.00%	5.27%	0.18%	5.44%	96.78%	3.22%
CHO 5	6.23%	0.60%	6.83%	0.23%	7.06%	96.80%	3.20%
CHO 6	4.83%	0.54%	5.37%	0.25%	5.62%	95.52%	4.48%
CHO 7	4.78%	0.66%	5.45%	0.25%	5.70%	95.63%	4.37%
CHO 8	4.99%	0.43%	5.42%	0.32%	5.74%	94.44%	5.56%
CHO 9	4.17%	0.42%	4.59%	0.17%	4.76%	96.35%	3.65%
Other Community Services	0.00%	0.00%	0.00%	0.00%	0.00%	#DIV/0	#DIV/0



May 2024

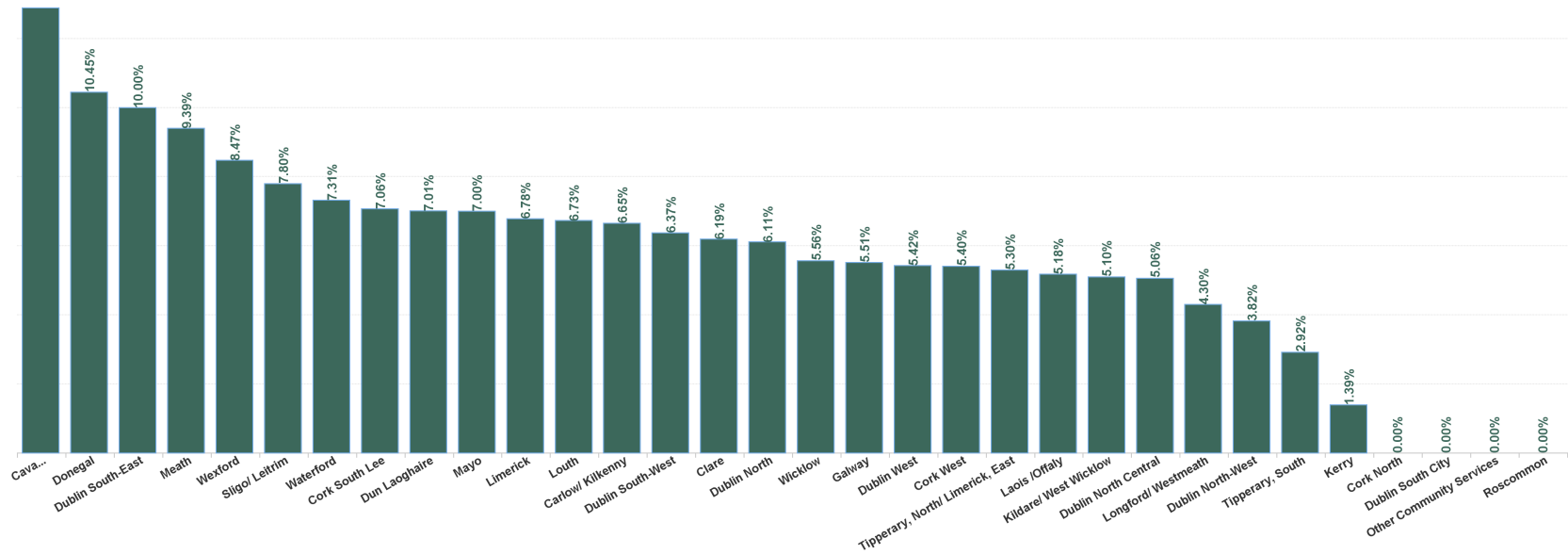
Health Service Absence Rate - by HG, CHO/Care Group & Staff Category : May 2024	Certified absence	Self-certified absence	Non Covid-19 absence	Covid-19 Absence	Total absence rate	Medical & Dental	Nursing & Midwifery	Health & Social Care Professionals	Management & Administrative	General Support	Patient & Client Care
Disabilities	5.19%	0.57%	5.76%	0.21%	5.97%	3.19%	6.49%	4.80%	4.15%	6.31%	6.60%
CHO 1	8.88%	0.61%	9.49%	0.30%	9.79%	0.00%	10.19%	4.70%	7.55%	10.49%	10.52%
CHO 2	5.14%	0.39%	5.53%	0.06%	5.59%	1.49%	7.27%	4.51%	4.61%	6.63%	5.78%
CHO 3	5.37%	0.43%	5.80%	0.17%	5.97%	0.00%	5.02%	6.22%	4.37%	3.83%	6.54%
CHO 4	4.27%	1.00%	5.27%	0.18%	5.44%	0.00%	6.51%	4.84%	2.47%	5.31%	5.71%
CHO 5	6.23%	0.60%	6.83%	0.23%	7.06%	2.30%	7.72%	8.13%	5.61%	3.02%	6.91%
CHO 6	4.83%	0.54%	5.37%	0.25%	5.62%	35.98%	7.60%	5.37%	3.08%	3.92%	5.76%
CHO 7	4.78%	0.66%	5.45%	0.25%	5.70%	0.40%	6.81%	4.22%	4.65%	5.83%	6.15%
CHO 8	4.99%	0.43%	5.42%	0.32%	5.74%	0.00%	6.57%	4.94%	4.28%	3.73%	6.07%
CHO 9	4.17%	0.42%	4.59%	0.17%	4.76%	1.59%	3.74%	3.96%	2.90%	8.73%	6.45%
Other Community Services	0.00%	0.00%	0.00%	0.00%	0.00%				0.00%		



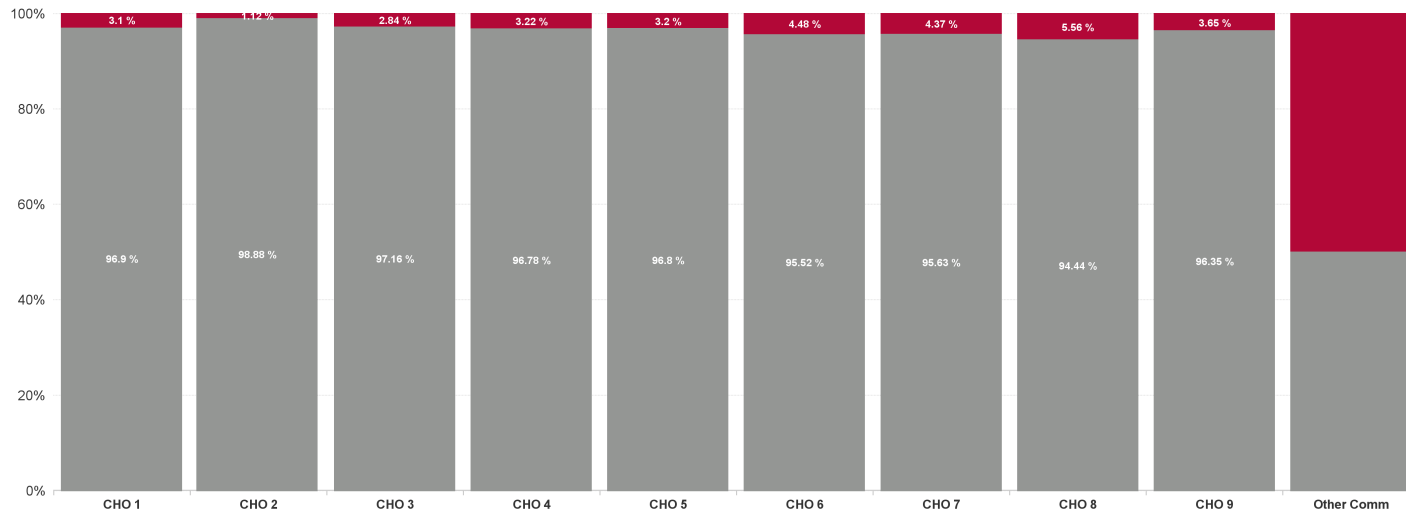
May 2024

Health Service Absence Rate - by HG, CHO/Care Group & Staff Category: May 2024	Certified absence	Self- certified absence	Non Covid-19 absence	Covid-19 Absence	Total absence rate	Medical & Dental	Nursing & Midwifery	Health & Social Care Professionals	Management & Administrative	General Support	Patient & Client Care
Total	5.19%	0.57%	5.76%	0.21%	5.97%	3.19%	6.49%	4.80%	4.15%	6.31%	6.60%
Cavan/ Monaghan	12.18%	0.65%	12.83%	0.04%	12.88%	0.00%	11.46%	6.34%	18.22%		14.05%
Donegal	9.16%	0.70%	9.87%	0.58%	10.45%	0.00%	13.07%	2.88%	8.05%	11.57%	10.68%
Sligo/ Leitrim	7.17%	0.50%	7.66%	0.13%	7.80%	0.00%	6.88%	6.33%	1.48%	9.89%	8.85%
CHO 1	8.88%	0.61%	9.49%	0.30%	9.79%	0.00%	10.19%	4.70%	7.55%	10.49%	10.52%
Galway	5.04%	0.41%	5.45%	0.06%	5.51%	1.65%	6.70%	4.47%	4.86%	7.15%	5.71%
Mayo	6.80%	0.15%	6.95%	0.05%	7.00%	0.00%	11.55%	5.41%	2.55%	0.00%	7.17%
Roscommon	0.00%	0.00%	0.00%	0.00%	0.00%			0.00%	0.00%		0.00%
CHO 2	5.14%	0.39%	5.53%	0.06%	5.59%	1.49%	7.27%	4.51%	4.61%	6.63%	5.78%
Clare	5.75%	0.41%	6.16%	0.03%	6.19%	0.00%	0.00%	7.19%	4.34%		6.09%
Limerick	6.06%	0.38%	6.45%	0.33%	6.78%		5.61%	5.35%	2.10%	2.77%	8.55%
Tipperary, North/ Limerick, East	4.71%	0.46%	5.17%	0.13%	5.30%		4.84%	6.28%	6.37%	4.20%	5.24%
CHO 3	5.37%	0.43%	5.80%	0.17%	5.97%	0.00%	5.02%	6.22%	4.37%	3.83%	6.54%
Cork North	0.00%	0.00%	0.00%	0.00%	0.00%			0.00%	0.00%		0.00%
Cork South Lee	5.87%	0.99%	6.85%	0.21%	7.06%		19.49%	9.34%	0.97%		4.60%
Cork West	4.23%	1.00%	5.23%	0.17%	5.40%	0.00%	6.03%	4.74%	2.61%	5.31%	5.77%
Kerry	0.93%	0.46%	1.39%	0.00%	1.39%				1.39%		
CHO 4	4.27%	1.00%	5.27%	0.18%	5.44%	0.00%	6.51%	4.84%	2.47%	5.31%	5.71%
Carlow/ Kilkenny	6.33%	0.30%	6.63%	0.02%	6.65%		8.63%	6.20%	5.94%	0.00%	6.82%
Tipperary, South	2.70%	0.23%	2.92%	0.00%	2.92%		3.33%	4.90%	0.00%		2.65%
Waterford	6.17%	0.79%	6.96%	0.36%	7.31%	7.55%	7.81%	10.31%	4.31%	4.32%	7.03%
Wexford	8.01%	0.42%	8.43%	0.05%	8.47%	0.00%	8.73%	0.00%	16.66%		7.63%
CHO 5	6.23%	0.60%	6.83%	0.23%	7.06%	2.30%	7.72%	8.13%	5.61%	3.02%	6.91%
Dublin South-East	10.00%	0.00%	10.00%	0.00%	10.00%			10.00%			
Dun Laoghaire	5.75%	1.26%	7.01%	0.00%	7.01%		8.75%	0.00%	0.00%	0.00%	8.62%
Wicklow	4.79%	0.51%	5.30%	0.26%	5.56%	35.98%	7.40%	5.36%	3.24%	4.28%	5.67%
CHO 6	4.83%	0.54%	5.37%	0.25%	5.62%	35.98%	7.60%	5.37%	3.08%	3.92%	5.76%
Dublin South City	0.00%	0.00%	0.00%	0.00%	0.00%			0.00%			0.00%
Dublin South-West	5.34%	0.88%	6.22%	0.15%	6.37%	0.00%	6.38%	3.58%	5.83%	9.78%	8.08%
Dublin West	4.62%	0.53%	5.15%	0.28%	5.42%	0.43%	7.64%	5.25%	4.56%	3.62%	5.29%
Kildare/ West Wicklow	4.08%	0.59%	4.67%	0.43%	5.10%		3.62%	4.98%	3.53%	0.00%	5.83%
CHO 7	4.78%	0.66%	5.45%	0.25%	5.70%	0.40%	6.81%	4.22%	4.65%	5.83%	6.15%
Laois /Offaly	4.35%	0.41%	4.76%	0.42%	5.18%		4.99%	5.26%	3.94%	2.37%	5.52%
Longford/ Westmeath	3.39%	0.58%	3.96%	0.33%	4.30%	0.00%	4.03%	3.30%	1.95%	1.98%	5.30%
Louth	6.24%	0.27%	6.50%	0.23%	6.73%	0.00%	7.62%	6.71%	4.97%	6.88%	6.32%
Meath	8.41%	0.83%	9.24%	0.16%	9.39%		9.19%	4.88%	8.98%		11.05%
CHO 8	4.99%	0.43%	5.42%	0.32%	5.74%	0.00%	6.57%	4.94%	4.28%	3.73%	6.07%
Dublin North	5.14%	0.87%	6.01%	0.10%	6.11%	0.00%	5.22%	2.46%	3.92%	5.66%	8.15%
Dublin North Central	4.65%	0.28%	4.93%	0.13%	5.06%	0.00%	2.83%	4.39%	3.11%	12.33%	7.56%
Dublin North-West	3.07%	0.48%	3.55%	0.27%	3.82%	5.93%	3.66%	2.62%	2.15%	4.94%	4.86%
CHO 9	4.17%	0.42%	4.59%	0.17%	4.76%	1.59%	3.74%	3.96%	2.90%	8.73%	6.45%
Other Community Services	0.00%	0.00%	0.00%	0.00%	0.00%				0.00%		
Other Community Services	0.00%	0.00%	0.00%	0.00%	0.00%				0.00%		
Community Services	5.19%	0.57%	5.76%	0.21%	5.97%	3.19%	6.49%	4.80%	4.15%	6.31%	6.60%

Total Absence Rate



% of Absence Non Covid-19 / Covid-19



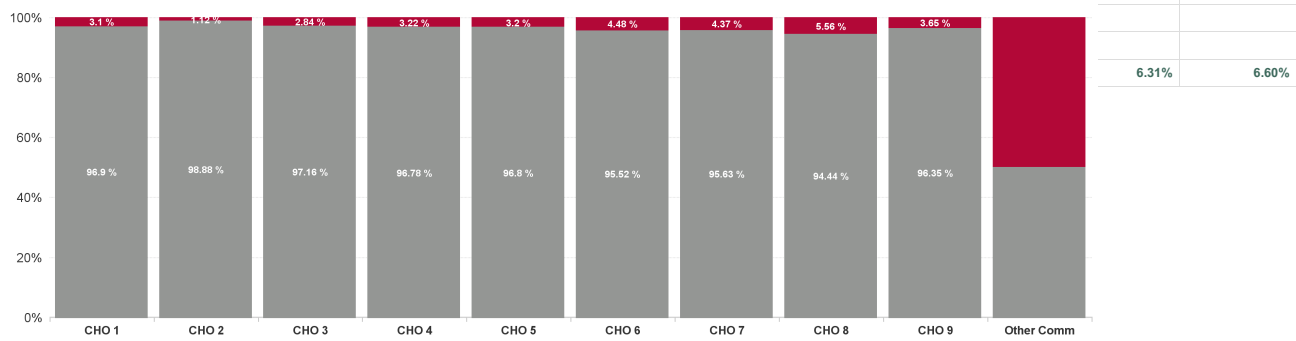
May 2024

Health Service Covid 19 Absence Rate - by Hospital & Staff Category: May 2024	Non Covid-19 absence	Covid-19 absence	Total absence rate	Medical & Dental	Nursing & Midwifery	Health & Social Care Professionals	Management & Administrative	General Support	Patient & Client Care
Disabilities	5.76%	0.21%	5.97%	0.00%	0.21%	0.24%	0.19%	0.12%	0.21%
Cavan/ Monaghan	12.83%	0.04%	12.88%	0.00%	0.00%	0.47%	0.00%		0.00%
Donegal	9.87%	0.58%	10.45%	0.00%	0.37%	0.15%	2.14%	0.00%	0.53%
Sligo/ Leitrim	7.66%	0.13%	7.80%	0.00%	0.17%	0.00%	0.37%	0.00%	0.11%
CHO 1	9.49%	0.30%	9.79%	0.00%	0.22%	0.18%	1.23%	0.00%	0.26%
Galway	5.45%	0.06%	5.51%	0.00%	0.06%	0.06%	0.06%	0.19%	0.06%
Mayo	6.95%	0.05%	7.00%	0.00%	0.21%	0.00%	0.00%	0.00%	0.00%
Roscommon	0.00%	0.00%	0.00%			0.00%	0.00%		0.00%
CHO 2	5.53%	0.06%	5.59%	0.00%	0.07%	0.06%	0.05%	0.18%	0.06%
Clare	6.16%	0.03%	6.19%	0.00%	0.00%	0.00%	0.00%		0.04%
Limerick	6.45%	0.33%	6.78%		1.31%	0.10%	0.00%	0.00%	0.17%
Tipperary, North/ Limerick, East	5.17%	0.13%	5.30%		0.08%	0.12%	0.32%	0.00%	0.15%
CHO 3	5.80%	0.17%	5.97%	0.00%	0.44%	0.08%	0.14%	0.00%	0.12%
Cork North	0.00%	0.00%	0.00%			0.00%	0.00%		0.00%
Cork South Lee	6.85%	0.21%	7.06%		1.55%	0.00%	0.00%		0.00%
Cork West	5.23%	0.17%	5.40%	0.00%	0.21%	0.05%	0.30%	0.00%	0.20%
Kerry	1.39%	0.00%	1.39%				0.00%		
CHO 4	5.27%	0.18%	5.44%	0.00%	0.26%	0.05%	0.27%	0.00%	0.19%
Carlow/ Kilkenny	6.63%	0.02%	6.65%		0.00%	0.09%	0.00%	0.00%	0.00%
Tipperary, South	2.92%	0.00%	2.92%		0.00%	0.00%	0.00%		0.00%
Waterford	6.96%	0.36%	7.31%	0.00%	0.36%	1.75%	0.14%	0.00%	0.13%
Wexford	8.43%	0.05%	8.47%	0.00%	0.00%	0.00%	0.00%		0.10%
CHO 5	6.83%	0.23%	7.06%	0.00%	0.16%	0.91%	0.06%	0.00%	0.10%
Dublin South-East	10.00%	0.00%	10.00%			0.00%			
Dun Laoghaire	7.01%	0.00%	7.01%		0.00%	0.00%	0.00%	0.00%	0.00%
Wicklow	5.30%	0.26%	5.56%	0.00%	0.00%	0.37%	0.00%	0.00%	0.35%
CHO 6	5.37%	0.25%	5.62%	0.00%	0.00%	0.37%	0.00%	0.00%	0.34%
Dublin South City	0.00%	0.00%	0.00%			0.00%			0.00%
Dublin South-West	6.22%	0.15%	6.37%	0.00%	0.04%	0.03%	0.00%	0.35%	0.28%
Dublin West	5.15%	0.28%	5.42%	0.00%	0.23%	0.56%	0.26%	0.00%	0.28%
Kildare/ West Wicklow	4.67%	0.43%	5.10%		1.18%	0.37%	0.26%	0.00%	0.42%
CHO 7	5.45%	0.25%	5.70%	0.00%	0.19%	0.23%	0.19%	0.13%	0.30%
Laois /Offaly	4.76%	0.42%	5.18%		0.56%	1.15%	0.07%	0.00%	0.04%
Longford/ Westmeath	3.96%	0.33%	4.30%	0.00%	0.76%	0.16%	0.31%	1.48%	0.27%
Louth	6.50%	0.23%	6.73%	0.00%	0.03%	0.09%	0.00%	0.00%	0.42%
Meath	9.24%	0.16%	9.39%		0.58%	0.00%	0.00%		0.00%
CHO 8	5.42%	0.32%	5.74%	0.00%	0.33%	0.61%	0.11%	0.34%	0.22%
Dublin North	6.01%	0.10%	6.11%	0.00%	0.07%	0.82%	0.52%	0.00%	0.00%
Dublin North Central	4.93%	0.13%	5.06%	0.00%	0.12%	0.12%	0.00%	0.27%	0.19%
Dublin North-West	3.55%	0.27%	3.82%	0.00%	0.18%	0.11%	0.00%	0.17%	0.52%
CHO 9	4.59%	0.17%	4.76%	0.00%	0.13%	0.12%	0.06%	0.21%	0.30%

Other Community Services	0.00%	0.00%	0.00%
Other Community Services	0.00%	0.00%	0.00%
Community Services	5.76%	0.21%	5.97%

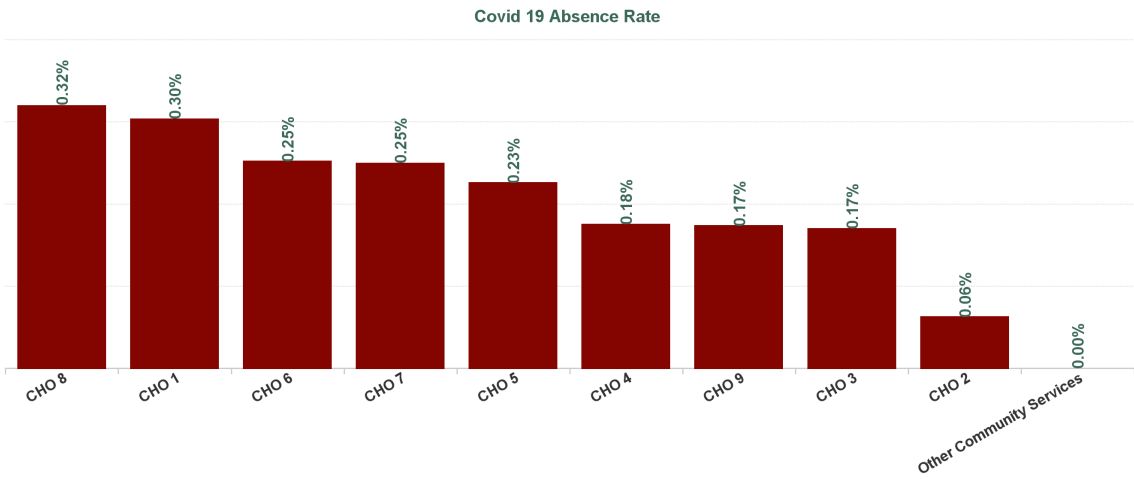
			0.00%		
			0.00%		
0.00%	0.21%	0.24%	0.19%	0.12%	0.21%

Health Service Absence Rate - by HG, CHO/Care Group & Staff Category: May 2024	Certified absence	Self-certified absence	Non Covid-19 absence	Covid-19 Absence	Total absence rate	Medical & Dental	Nursing & Midwifery	Health & Social Care Professionals	Management & Administrative	General Support	Patient & Client Care
Total	5.19%	0.57%	5.76%	0.21%	5.97%	3.19%	6.49%	4.80%	4.15%	6.31%	6.60%
Health Service Executive	8.88%	0.61%	9.49%	0.30%	9.79%	0.00%	10.19%	4.70%	7.55%	10.49%	10.52%
CHO 1	8.88%	0.61%	9.49%	0.30%	9.79%	0.00%	10.19%	4.70%	7.55%	10.49%	10.52%
Health Service Executive	5.45%	0.13%	5.58%	0.10%	5.68%	0.00%	11.55%	3.67%	3.34%	0.00%	6.77%
Section 38 Voluntary Agencies	5.11%	0.42%	5.53%	0.06%	5.58%	1.65%	6.70%	4.65%	4.92%	7.15%	5.72%
CHO 2	5.14%	0.39%	5.53%	0.06%	5.59%	1.49%	7.27%	4.51%	4.61%	6.63%	5.78%
Health Service Executive	6.67%	0.30%	6.98%	0.12%	7.09%			8.55%	4.39%	3.91%	9.72%
Section 38 Voluntary Agencies	5.28%	0.43%	5.72%	0.17%	5.89%	0.00%	5.02%	6.03%	4.36%	3.82%	6.40%
CHO 3	5.37%	0.43%	5.80%	0.17%	5.97%	0.00%	5.02%	6.22%	4.37%	3.83%	6.54%
Health Service Executive	6.54%	0.81%	7.35%	0.20%	7.55%	0.00%	13.95%	7.61%	2.90%	9.24%	6.52%
Section 38 Voluntary Agencies	3.98%	1.02%	5.00%	0.17%	5.17%		5.30%	4.57%	2.30%	4.72%	5.63%
CHO 4	4.27%	1.00%	5.27%	0.18%	5.44%	0.00%	6.51%	4.84%	2.47%	5.31%	5.71%
Health Service Executive	6.06%	0.32%	6.38%	0.04%	6.42%	0.00%	7.44%	6.12%	5.76%		6.20%
Section 38 Voluntary Agencies	6.28%	0.69%	6.97%	0.28%	7.26%	7.55%	7.93%	9.40%	5.48%	3.02%	7.01%
CHO 5	6.23%	0.60%	6.83%	0.23%	7.06%	2.30%	7.72%	8.13%	5.61%	3.02%	6.91%
Health Service Executive	9.01%	0.53%	9.54%	1.18%	10.72%	42.54%	8.87%	10.43%	5.57%		12.89%
Section 38 Voluntary Agencies	3.98%	0.55%	4.53%	0.07%	4.59%	0.00%	6.91%	4.99%	2.48%	3.92%	4.15%
CHO 6	4.83%	0.54%	5.37%	0.25%	5.62%	35.98%	7.60%	5.37%	3.08%	3.92%	5.76%
Health Service Executive	2.33%	0.28%	2.61%	0.24%	2.85%		6.89%	2.07%	3.92%		1.48%
Section 38 Voluntary Agencies	4.85%	0.67%	5.53%	0.25%	5.78%	0.40%	6.81%	4.38%	4.76%	5.83%	6.17%
CHO 7	4.78%	0.66%	5.45%	0.25%	5.70%	0.40%	6.81%	4.22%	4.65%	5.83%	6.15%
Health Service Executive	6.52%	0.65%	7.16%	0.19%	7.36%	0.00%	7.44%	2.43%	8.16%	0.83%	9.48%
Section 38 Voluntary Agencies	4.49%	0.36%	4.86%	0.36%	5.22%	0.00%	6.11%	5.57%	0.42%	4.19%	5.25%
CHO 8	4.99%	0.43%	5.42%	0.32%	5.74%	0.00%	6.57%	4.94%	4.28%	3.73%	6.07%
Health Service Executive	5.27%	0.80%	6.07%	0.09%	6.16%	0.00%	5.28%	4.16%	5.72%	5.66%	8.04%
Section 38 Voluntary Agencies	4.01%	0.36%	4.37%	0.19%	4.55%	1.87%	3.22%	3.95%	2.42%	8.91%	6.14%
										8.73%	6.45%



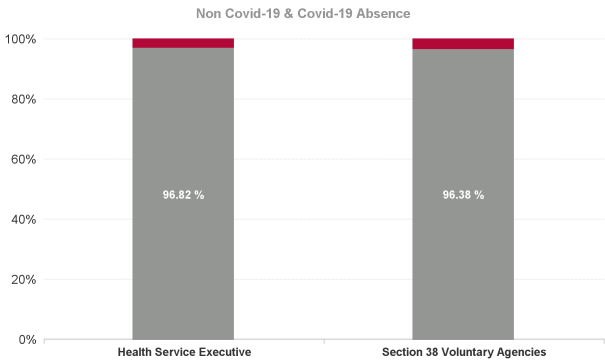
May 2024

Health Service Covid 19 Absence Rate - by Hospital & Staff Category: May 2024	Non Covid-19 absence	Covid-19 Absence	Total absence rate	Medical & Dental	Nursing & Midwifery	Health & Social Care Professionals	Management & Administrative	General Support	Patient & Client Care
Disabilities	5.76%	0.21%	5.97%	0.00%	0.21%	0.24%	0.19%	0.12%	0.21%
Health Service Executive	9.49%	0.30%	9.79%	0.00%	0.22%	0.18%	1.23%	0.00%	0.26%
CHO 1	9.49%	0.30%	9.79%	0.00%	0.22%	0.18%	1.23%	0.00%	0.26%
Health Service Executive	5.58%	0.10%	5.68%	0.00%	0.21%	0.00%	0.00%	0.00%	0.21%
Section 38 Voluntary Agencies	5.53%	0.06%	5.58%	0.00%	0.06%	0.07%	0.07%	0.19%	0.05%
CHO 2	5.53%	0.06%	5.59%	0.00%	0.07%	0.06%	0.05%	0.18%	0.06%
Health Service Executive	6.98%	0.12%	7.09%			0.00%	0.00%	0.00%	0.33%
Section 38 Voluntary Agencies	5.72%	0.17%	5.89%	0.00%	0.44%	0.09%	0.22%	0.00%	0.11%
CHO 3	5.80%	0.17%	5.97%	0.00%	0.44%	0.08%	0.14%	0.00%	0.12%
Health Service Executive	7.35%	0.20%	7.55%	0.00%	0.65%	0.00%	0.45%	0.00%	0.00%
Section 38 Voluntary Agencies	5.00%	0.17%	5.17%		0.20%	0.06%	0.20%	0.00%	0.21%
CHO 4	5.27%	0.18%	5.44%	0.00%	0.26%	0.05%	0.27%	0.00%	0.19%
Health Service Executive	6.38%	0.04%	6.42%	0.00%	0.00%	0.11%	0.00%		0.05%
Section 38 Voluntary Agencies	6.97%	0.28%	7.26%	0.00%	0.28%	1.42%	0.11%	0.00%	0.11%
CHO 5	6.83%	0.23%	7.06%	0.00%	0.16%	0.91%	0.06%	0.00%	0.10%
Health Service Executive	9.54%	1.18%	10.72%	0.00%	0.00%	4.63%	0.00%		1.27%
Section 38 Voluntary Agencies	4.53%	0.07%	4.59%	0.00%	0.00%	0.04%	0.00%	0.00%	0.13%
CHO 6	5.37%	0.25%	5.62%	0.00%	0.00%	0.37%	0.00%	0.00%	0.34%
Health Service Executive	2.61%	0.24%	2.85%		0.00%	0.45%	0.00%		0.00%
Section 38 Voluntary Agencies	5.53%	0.25%	5.78%	0.00%	0.19%	0.21%	0.22%	0.13%	0.30%
CHO 7	5.45%	0.25%	5.70%	0.00%	0.19%	0.23%	0.19%	0.13%	0.30%
Health Service Executive	7.16%	0.19%	7.36%	0.00%	0.46%	0.00%	0.06%	0.00%	0.14%
Section 38 Voluntary Agencies	4.86%	0.36%	5.22%	0.00%	0.26%	0.76%	0.17%	0.40%	0.23%
CHO 8	5.42%	0.32%	5.74%	0.00%	0.33%	0.61%	0.11%	0.34%	0.22%
Health Service Executive	6.07%	0.09%	6.16%	0.00%	0.07%	0.23%	0.40%	0.00%	0.00%
Section 38 Voluntary Agencies	4.37%	0.19%	4.55%	0.00%	0.15%	0.12%	0.00%	0.22%	0.36%
CHO 9	4.59%	0.17%	4.76%	0.00%	0.13%	0.12%	0.06%	0.21%	0.30%
Health Service Executive	0.00%	0.00%	0.00%				0.00%		
Other Community Services	0.00%	0.00%	0.00%				0.00%		
Community Services	5.76%	0.21%	5.97%	0.00%	0.21%	0.24%	0.19%	0.12%	0.21%



May 2024

Health Service Absence Rate - by Admin : May 2024	Certified absence	Self- certified absence	Non Covid-19 absence	Covid-19 Absence	Total absence rate	Medical & Dental	Nursing & Midwifery	Health & Social Care Profession als	Manageme nt & Administra tive	General Support	Patient & Client Care
Total	5.19%	0.57%	5.76%	0.21%	5.97%	3.19%	6.49%	4.80%	4.15%	6.31%	6.60%
Health Service Executive	7.31%	0.57%	7.88%	0.26%	8.14%	8.47%	8.79%	4.80%	5.76%	7.26%	9.52%
Section 38 Voluntary Agencies	4.67%	0.57%	5.24%	0.20%	5.43%	1.43%	5.55%	4.81%	3.42%	6.21%	5.94%



Health Service Absence Rate - by Staff Category: May 2024	Certified absence	Self- certified absence	Non Covid-19 absence	Covid-19 Absence	Total absence rate	% Non Covid-19 absence	% Covid-19 absence
CHO 1	8.88%	0.61%	9.49%	0.30%	9.79%	96.90%	3.10%
Medical & Dental	0.00%	0.00%	0.00%	0.00%	0.00%		
Nursing & Midwifery	9.31%	0.66%	9.97%	0.22%	10.19%	97.82%	2.18%
Health & Social Care Professionals	4.24%	0.28%	4.52%	0.18%	4.70%	96.18%	3.82%
Management & Administrative	5.95%	0.37%	6.32%	1.23%	7.55%	83.70%	16.30%
General Support	10.15%	0.34%	10.49%	0.00%	10.49%	100.00%	0.00%
Patient & Client Care	9.59%	0.67%	10.26%	0.26%	10.52%	97.54%	2.46%

Health Service Absence Rate - by Staff Category: May 2024	Certified absence	Self- certified absence	Non Covid-19 absence	Covid-19 Absence	Total absence rate	% Non Covid-19 absence	% Covid-19 absence
CHO 2	5.14%	0.39%	5.53%	0.06%	5.59%	98.88%	1.12%
Medical & Dental	0.74%	0.74%	1.49%	0.00%	1.49%	100.00%	0.00%
Nursing & Midwifery	6.75%	0.44%	7.19%	0.07%	7.27%	98.98%	1.02%
Health & Social Care Professionals	4.12%	0.34%	4.46%	0.06%	4.51%	98.76%	1.24%
Management & Administrative	4.21%	0.34%	4.55%	0.05%	4.61%	98.82%	1.18%
General Support	6.30%	0.16%	6.45%	0.18%	6.63%	97.33%	2.67%
Patient & Client Care	5.30%	0.42%	5.73%	0.06%	5.78%	99.02%	0.98%

Health Service Absence Rate - by Staff Category: May 2024	Certified absence	Self- certified absence	Non Covid-19 absence	Covid-19 Absence	Total absence rate	% Non Covid-19 absence	% Covid-19 absence
CHO 3	5.37%	0.43%	5.80%	0.17%	5.97%	97.16%	2.84%
Medical & Dental	0.00%	0.00%	0.00%	0.00%	0.00%		
Nursing & Midwifery	4.08%	0.51%	4.59%	0.44%	5.02%	91.28%	8.72%
Health & Social Care Professionals	5.85%	0.29%	6.14%	0.08%	6.22%	98.70%	1.30%
Management & Administrative	3.97%	0.27%	4.23%	0.14%	4.37%	96.78%	3.22%
General Support	3.42%	0.42%	3.83%	0.00%	3.83%	100.00%	0.00%
Patient & Client Care	5.95%	0.46%	6.41%	0.12%	6.54%	98.12%	1.88%

Health Service Absence Rate - by Staff Category: May 2024	Certified absence	Self- certified absence	Non Covid-19 absence	Covid-19 Absence	Total absence rate	% Non Covid-19 absence	% Covid-19 absence
CHO 4	4.27%	1.00%	5.27%	0.18%	5.44%	96.78%	3.22%
Medical & Dental	0.00%	0.00%	0.00%	0.00%	0.00%		
Nursing & Midwifery	5.37%	0.88%	6.24%	0.26%	6.51%	95.98%	4.02%
Health & Social Care Professionals	4.21%	0.58%	4.79%	0.05%	4.84%	98.95%	1.05%
Management & Administrative	1.61%	0.59%	2.20%	0.27%	2.47%	88.94%	11.06%
General Support	4.12%	1.19%	5.31%	0.00%	5.31%	100.00%	0.00%
Patient & Client Care	4.33%	1.19%	5.52%	0.19%	5.71%	96.61%	3.39%

Health Service Absence Rate - by Staff Category: May 2024	Certified absence	Self- certified absence	Non Covid-19 absence	Covid-19 Absence	Total absence rate	% Non Covid-19 absence	% Covid-19 absence
CHO 5	6.23%	0.60%	6.83%	0.23%	7.06%	96.80%	3.20%
Medical & Dental	0.00%	2.30%	2.30%	0.00%	2.30%	100.00%	0.00%
Nursing & Midwifery	6.79%	0.77%	7.56%	0.16%	7.72%	97.94%	2.06%
Health & Social Care Professionals	6.99%	0.23%	7.22%	0.91%	8.13%	88.81%	11.19%
Management & Administrative	5.35%	0.19%	5.54%	0.06%	5.61%	98.90%	1.10%
General Support	3.02%	0.00%	3.02%	0.00%	3.02%	100.00%	0.00%
Patient & Client Care	6.09%	0.72%	6.81%	0.10%	6.91%	98.54%	1.46%

Health Service Absence Rate - by Staff Category: May 2024	Certified absence	Self- certified absence	Non Covid-19 absence	Covid-19 Absence	Total absence rate	% Non Covid-19 absence	% Covid-19 absence
CHO 6	4.83%	0.54%	5.37%	0.25%	5.62%	95.52%	4.48%
Medical & Dental	35.98%	0.00%	35.98%	0.00%	35.98%	100.00%	0.00%
Nursing & Midwifery	6.88%	0.72%	7.60%	0.00%	7.60%	100.00%	0.00%
Health & Social Care Professionals	4.47%	0.54%	5.00%	0.37%	5.37%	93.14%	6.86%
Management & Administrative	2.96%	0.12%	3.08%	0.00%	3.08%	100.00%	0.00%
General Support	3.85%	0.07%	3.92%	0.00%	3.92%	100.00%	0.00%
Patient & Client Care	4.77%	0.64%	5.42%	0.34%	5.76%	94.03%	5.97%

Health Service Absence Rate - by Staff Category: May 2024	Certified absence	Self- certified absence	Non Covid-19 absence	Covid-19 Absence	Total absence rate	% Non Covid-19 absence	% Covid-19 absence
CHO 7	4.78%	0.66%	5.45%	0.25%	5.70%	95.63%	4.37%
Medical & Dental	0.00%	0.40%	0.40%	0.00%	0.40%	100.00%	0.00%
Nursing & Midwifery	5.59%	1.02%	6.62%	0.19%	6.81%	97.16%	2.84%
Health & Social Care Professionals	3.38%	0.60%	3.99%	0.23%	4.22%	94.56%	5.44%
Management & Administrative	4.12%	0.34%	4.46%	0.19%	4.65%	95.94%	4.06%
General Support	5.34%	0.37%	5.71%	0.13%	5.83%	97.83%	2.17%
Patient & Client Care	5.19%	0.66%	5.85%	0.30%	6.15%	95.12%	4.88%

Health Service Absence Rate - by Staff Category: May 2024	Certified absence	Self- certified absence	Non Covid-19 absence	Covid-19 Absence	Total absence rate	% Non Covid-19 absence	% Covid-19 absence
CHO 8	4.99%	0.43%	5.42%	0.32%	5.74%	94.44%	5.56%
Medical & Dental	0.00%	0.00%	0.00%	0.00%	0.00%		
Nursing & Midwifery	5.67%	0.57%	6.24%	0.33%	6.57%	95.02%	4.98%
Health & Social Care Professionals	3.81%	0.52%	4.33%	0.61%	4.94%	87.69%	12.31%
Management & Administrative	3.82%	0.35%	4.16%	0.11%	4.28%	97.39%	2.61%
General Support	3.17%	0.21%	3.38%	0.34%	3.73%	90.79%	9.21%
Patient & Client Care	5.49%	0.36%	5.85%	0.22%	6.07%	96.42%	3.58%

Health Service Absence Rate - by Staff Category: May 2024	Certified absence	Self- certified absence	Non Covid-19 absence	Covid-19 Absence	Total absence rate	% Non Covid-19 absence	% Covid-19 absence
CHO 9	4.17%	0.42%	4.59%	0.17%	4.76%	96.35%	3.65%
Medical & Dental	1.59%	0.00%	1.59%	0.00%	1.59%	100.00%	0.00%
Nursing & Midwifery	3.11%	0.49%	3.60%	0.13%	3.74%	96.48%	3.52%
Health & Social Care Professionals	3.49%	0.35%	3.84%	0.12%	3.96%	96.89%	3.11%
Management & Administrative	2.33%	0.51%	2.84%	0.06%	2.90%	98.00%	2.00%
General Support	8.36%	0.16%	8.52%	0.21%	8.73%	97.57%	2.43%
Patient & Client Care	5.67%	0.48%	6.15%	0.30%	6.45%	95.28%	4.72%

Health Service Absence Rate - by Staff Category: May 2024	Certified absence	Self- certified absence	Non Covid-19 absence	Covid-19 Absence	Total absence rate	% Non Covid-19 absence	% Covid-19 absence
Other Comm	0.00%	0.00%	0.00%	0.00%	0.00%		
Medical & Dental							
Nursing & Midwifery							
Health & Social Care Professionals							
Management & Administrative	0.00%	0.00%	0.00%	0.00%	0.00%		
General Support							
Patient & Client Care							

Health Service Absence Rate - by Staff Category: May 2024	Certified absence	Self- certified absence	Non Covid-19 absence	Covid-19 Absence	Total absence rate	% Non Covid-19 absence	% Covid-19 absence
Aurora	6.58%	0.33%	6.92%	0.00%	6.92%	100.00%	0.00%
Medical & Dental							
Nursing & Midwifery	7.65%	0.46%	8.11%	0.00%	8.11%	100.00%	0.00%
Health & Social Care Professionals	4.76%	0.50%	5.26%	0.00%	5.26%	100.00%	0.00%
Management & Administrative	6.89%	0.20%	7.09%	0.00%	7.09%	100.00%	0.00%
General Support	0.00%	0.00%	0.00%	0.00%	0.00%		
Patient & Client Care	6.85%	0.30%	7.15%	0.00%	7.15%	100.00%	0.00%

Health Service Absence Rate - by Staff Category: May 2024	Certified absence	Self- certified absence	Non Covid-19 absence	Covid-19 Absence	Total absence rate	% Non Covid-19 absence	% Covid-19 absence
Avista Dublin	3.07%	0.48%	3.55%	0.27%	3.82%	92.95%	7.05%
Medical & Dental	5.93%	0.00%	5.93%	0.00%	5.93%	100.00%	0.00%
Nursing & Midwifery	3.04%	0.44%	3.48%	0.18%	3.66%	94.98%	5.02%
Health & Social Care Professionals	1.95%	0.56%	2.51%	0.11%	2.62%	95.79%	4.21%
Management & Administrative	1.23%	0.92%	2.15%	0.00%	2.15%	100.00%	0.00%
General Support	4.62%	0.15%	4.78%	0.17%	4.94%	96.58%	3.42%
Patient & Client Care	3.91%	0.43%	4.34%	0.52%	4.86%	89.27%	10.73%

Health Service Absence Rate - by Staff Category: May 2024	Certified absence	Self- certified absence	Non Covid-19 absence	Covid-19 Absence	Total absence rate	% Non Covid-19 absence	% Covid-19 absence
Avista Limerick	4.79%	0.58%	5.37%	0.06%	5.44%	98.81%	1.19%
Medical & Dental							
Nursing & Midwifery	3.85%	0.60%	4.45%	0.09%	4.54%	98.01%	1.99%
Health & Social Care Professionals	5.92%	0.25%	6.17%	0.00%	6.17%	100.00%	0.00%
Management & Administrative	5.36%	0.23%	5.59%	0.50%	6.09%	91.81%	8.19%
General Support	3.64%	0.56%	4.20%	0.00%	4.20%	100.00%	0.00%
Patient & Client Care	5.51%	0.85%	6.36%	0.00%	6.36%	100.00%	0.00%

Health Service Absence Rate - by Staff Category: May 2024	Certified absence	Self- certified absence	Non Covid-19 absence	Covid-19 Absence	Total absence rate	% Non Covid-19 absence	% Covid-19 absence
Avista Roscrea	4.36%	0.25%	4.61%	0.25%	4.86%	94.94%	5.06%
Medical & Dental							
Nursing & Midwifery	6.16%	0.18%	6.34%	0.00%	6.34%	100.00%	0.00%
Health & Social Care Professionals	6.66%	0.00%	6.66%	0.48%	7.14%	93.29%	6.71%
Management & Administrative	2.37%	0.00%	2.37%	0.00%	2.37%	100.00%	0.00%
General Support							
Patient & Client Care	3.82%	0.33%	4.14%	0.27%	4.41%	93.84%	6.16%

Health Service Absence Rate - by Staff Category: May 2024	Certified absence	Self- certified absence	Non Covid-19 absence	Covid-19 Absence	Total absence rate	% Non Covid-19 absence	% Covid-19 absence
Bros. of Charity, Clare	5.76%	0.43%	6.19%	0.03%	6.22%	99.44%	0.56%
Medical & Dental	0.00%	0.00%	0.00%	0.00%	0.00%		
Nursing & Midwifery	0.00%	0.00%	0.00%	0.00%	0.00%		
Health & Social Care Professionals	5.63%	0.47%	6.10%	0.00%	6.10%	100.00%	0.00%
Management & Administrative	6.40%	0.23%	6.63%	0.00%	6.63%	100.00%	0.00%
General Support							
Patient & Client Care	5.81%	0.43%	6.25%	0.05%	6.29%	99.28%	0.72%

Health Service Absence Rate - by Staff Category: May 2024	Certified absence	Self- certified absence	Non Covid-19 absence	Covid-19 Absence	Total absence rate	% Non Covid-19 absence	% Covid-19 absence
Bros. of Charity, Limerick	5.99%	0.39%	6.38%	0.36%	6.73%	94.71%	5.29%
Medical & Dental							
Nursing & Midwifery	3.82%	0.48%	4.30%	1.31%	5.61%	76.67%	23.33%
Health & Social Care Professionals	5.09%	0.29%	5.38%	0.10%	5.48%	98.09%	1.91%
Management & Administrative	0.00%	0.31%	0.31%	0.00%	0.31%	100.00%	0.00%
General Support	1.24%	0.00%	1.24%	0.00%	1.24%	100.00%	0.00%
Patient & Client Care	7.49%	0.40%	7.89%	0.13%	8.02%	98.33%	1.67%

Health Service Absence Rate - by Staff Category: May 2024	Certified absence	Self- certified absence	Non Covid-19 absence	Covid-19 Absence	Total absence rate	% Non Covid-19 absence	% Covid-19 absence
Bros. of Charity, Southern	3.71%	0.48%	4.20%	0.09%	4.29%	97.88%	2.12%
Medical & Dental							
Nursing & Midwifery	2.88%	0.30%	3.18%	0.00%	3.18%	100.00%	0.00%
Health & Social Care Professionals	4.44%	0.40%	4.84%	0.10%	4.94%	97.92%	2.08%
Management & Administrative	2.20%	0.74%	2.95%	0.00%	2.95%	100.00%	0.00%
General Support	2.49%	0.00%	2.49%	0.00%	2.49%	100.00%	0.00%
Patient & Client Care	3.66%	0.54%	4.20%	0.11%	4.31%	97.48%	2.52%

Health Service Absence Rate - by Staff Category: May 2024	Certified absence	Self- certified absence	Non Covid-19 absence	Covid-19 Absence	Total absence rate	% Non Covid-19 absence	% Covid-19 absence
Bros. of Charity, Waterford	6.93%	0.89%	7.83%	0.41%	8.24%	95.01%	4.99%
Medical & Dental	0.00%	7.55%	7.55%	0.00%	7.55%	100.00%	0.00%
Nursing & Midwifery	7.99%	1.26%	9.25%	0.52%	9.76%	94.72%	5.28%
Health & Social Care Professionals	10.48%	0.10%	10.58%	2.19%	12.78%	82.82%	17.18%
Management & Administrative	5.31%	0.21%	5.52%	0.00%	5.52%	100.00%	0.00%
General Support	4.47%	0.00%	4.47%	0.00%	4.47%	100.00%	0.00%
Patient & Client Care	6.34%	1.04%	7.38%	0.13%	7.50%	98.32%	1.68%

Health Service Absence Rate - by Staff Category: May 2024	Certified absence	Self- certified absence	Non Covid-19 absence	Covid-19 Absence	Total absence rate	% Non Covid-19 absence	% Covid-19 absence
Bros. of Charity, West Region	5.11%	0.42%	5.53%	0.06%	5.58%	98.94%	1.06%
Medical & Dental	0.83%	0.83%	1.65%	0.00%	1.65%	100.00%	0.00%
Nursing & Midwifery	6.14%	0.50%	6.64%	0.06%	6.70%	99.16%	0.84%
Health & Social Care Professionals	4.20%	0.39%	4.59%	0.07%	4.65%	98.59%	1.41%
Management & Administrative	4.50%	0.35%	4.85%	0.07%	4.92%	98.62%	1.38%
General Support	6.80%	0.17%	6.96%	0.19%	7.15%	97.33%	2.67%
Patient & Client Care	5.24%	0.43%	5.68%	0.05%	5.72%	99.17%	0.83%

Health Service Absence Rate - by Staff Category: May 2024	Certified absence	Self- certified absence	Non Covid-19 absence	Covid-19 Absence	Total absence rate	% Non Covid-19 absence	% Covid-19 absence
Carriglea Cairde Services	3.18%	0.37%	3.54%	0.16%	3.70%	95.68%	4.32%
Medical & Dental							
Nursing & Midwifery	2.89%	0.56%	3.45%	0.00%	3.45%	100.00%	0.00%
Health & Social Care Professionals	0.00%	0.28%	0.28%	0.00%	0.28%	100.00%	0.00%
Management & Administrative	0.00%	0.00%	0.00%	0.99%	0.99%	0.00%	100.00%
General Support	4.16%	0.00%	4.16%	0.00%	4.16%	100.00%	0.00%
Patient & Client Care	4.02%	0.37%	4.39%	0.18%	4.57%	96.14%	3.86%

Health Service Absence Rate - by Staff Category: May 2024	Certified absence	Self- certified absence	Non Covid-19 absence	Covid-19 Absence	Total absence rate	% Non Covid-19 absence	% Covid-19 absence
Central Remedial Clinic	4.79%	0.41%	5.20%	0.22%	5.42%	95.89%	4.11%
Medical & Dental	0.00%	0.00%	0.00%	0.00%	0.00%		
Nursing & Midwifery	0.00%	0.00%	0.00%	0.00%	0.00%		
Health & Social Care Professionals	3.70%	0.57%	4.27%	0.18%	4.45%	96.02%	3.98%
Management & Administrative	3.34%	0.49%	3.83%	0.00%	3.83%	100.00%	0.00%
General Support	13.67%	0.41%	14.08%	0.00%	14.08%	100.00%	0.00%
Patient & Client Care	7.07%	0.13%	7.21%	0.49%	7.69%	93.68%	6.32%

Health Service Absence Rate - by Staff Category: May 2024	Certified absence	Self- certified absence	Non Covid-19 absence	Covid-19 Absence	Total absence rate	% Non Covid-19 absence	% Covid-19 absence
Cheeverstown House	5.70%	1.02%	6.71%	0.33%	7.04%	95.32%	4.68%
Medical & Dental							
Nursing & Midwifery	4.16%	1.39%	5.55%	0.00%	5.55%	100.00%	0.00%
Health & Social Care Professionals	5.54%	0.94%	6.48%	0.00%	6.48%	100.00%	0.00%
Management & Administrative	5.57%	0.24%	5.82%	0.00%	5.82%	100.00%	0.00%
General Support	8.81%	0.44%	9.26%	0.95%	10.20%	90.71%	9.29%
Patient & Client Care	6.42%	1.02%	7.44%	0.64%	8.08%	92.04%	7.96%

Health Service Absence Rate - by Staff Category: May 2024	Certified absence	Self- certified absence	Non Covid-19 absence	Covid-19 Absence	Total absence rate	% Non Covid-19 absence	% Covid-19 absence
Children's Sunshine Home	5.75%	1.26%	7.01%	0.00%	7.01%	100.00%	0.00%
Medical & Dental							
Nursing & Midwifery	7.42%	1.33%	8.75%	0.00%	8.75%	100.00%	0.00%
Health & Social Care Professionals	0.00%	0.00%	0.00%	0.00%	0.00%		
Management & Administrative	0.00%	0.00%	0.00%	0.00%	0.00%		
General Support	0.00%	0.00%	0.00%	0.00%	0.00%		
Patient & Client Care	6.62%	2.01%	8.62%	0.00%	8.62%	100.00%	0.00%

Health Service Absence Rate - by Staff Category: May 2024	Certified absence	Self- certified absence	Non Covid-19 absence	Covid-19 Absence	Total absence rate	% Non Covid-19 absence	% Covid-19 absence
Cope Foundation	4.30%	1.50%	5.79%	0.27%	6.06%	95.62%	4.38%
Medical & Dental							
Nursing & Midwifery	5.39%	1.30%	6.68%	0.30%	6.98%	95.71%	4.29%
Health & Social Care Professionals	2.03%	0.91%	2.94%	0.00%	2.94%	100.00%	0.00%
Management & Administrative	0.22%	0.60%	0.82%	0.34%	1.16%	71.04%	28.96%
General Support	5.04%	1.23%	6.28%	0.00%	6.28%	100.00%	0.00%
Patient & Client Care	4.66%	1.78%	6.44%	0.33%	6.77%	95.16%	4.84%

Health Service Absence Rate - by Staff Category: May 2024	Certified absence	Self- certified absence	Non Covid-19 absence	Covid-19 Absence	Total absence rate	% Non Covid-19 absence	% Covid-19 absence
Kare, Newbridge, Co Kildare	4.20%	0.64%	4.85%	0.43%	5.27%	91.87%	8.13%
Medical & Dental							
Nursing & Midwifery	1.96%	0.16%	2.12%	1.26%	3.38%	62.66%	37.34%
Health & Social Care Professionals	4.08%	0.92%	4.99%	0.24%	5.23%	95.47%	4.53%
Management & Administrative	1.08%	1.28%	2.36%	0.52%	2.88%	81.96%	18.04%
General Support	0.00%	0.00%	0.00%	0.00%	0.00%		
Patient & Client Care	5.02%	0.46%	5.48%	0.42%	5.90%	92.83%	7.17%

Health Service Absence Rate - by Staff Category: May 2024	Certified absence	Self- certified absence	Non Covid-19 absence	Covid-19 Absence	Total absence rate	% Non Covid-19 absence	% Covid-19 absence
Muiriosa Foundation, Laois/Offaly	4.17%	0.43%	4.60%	0.66%	5.26%	87.49%	12.51%
Medical & Dental							
Nursing & Midwifery	3.94%	0.84%	4.78%	0.00%	4.78%	100.00%	0.00%
Health & Social Care Professionals	4.73%	0.59%	5.32%	2.09%	7.41%	71.81%	28.19%
Management & Administrative	0.00%	0.07%	0.07%	0.00%	0.07%	100.00%	0.00%
General Support	0.00%	0.00%	0.00%	0.00%	0.00%		
Patient & Client Care	4.30%	0.30%	4.60%	0.00%	4.60%	100.00%	0.00%

Health Service Absence Rate - by Staff Category: May 2024	Certified absence	Self- certified absence	Non Covid-19 absence	Covid-19 Absence	Total absence rate	% Non Covid-19 absence	% Covid-19 absence
Muiriosa Foundation, Longford/W	2.70%	0.45%	3.16%	0.37%	3.53%	89.52%	10.48%
Medical & Dental							
Nursing & Midwifery	0.63%	0.00%	0.63%	1.11%	1.74%	36.36%	63.64%
Health & Social Care Professionals	2.81%	0.60%	3.40%	0.19%	3.60%	94.59%	5.41%
Management & Administrative	0.69%	0.33%	1.02%	0.73%	1.75%	58.42%	41.58%
General Support	0.00%	0.00%	0.00%	3.45%	3.45%	0.00%	100.00%
Patient & Client Care	3.03%	0.42%	3.44%	0.33%	3.78%	91.19%	8.81%

Health Service Absence Rate - by Staff Category: May 2024	Certified absence	Self- certified absence	Non Covid-19 absence	Covid-19 Absence	Total absence rate	% Non Covid-19 absence	% Covid-19 absence
Muiriosa Foundation, South Kilda	3.65%	0.38%	4.03%	0.23%	4.26%	94.56%	5.44%
Medical & Dental							
Nursing & Midwifery	3.74%	0.51%	4.24%	1.35%	5.59%	75.93%	24.07%
Health & Social Care Professionals	2.68%	0.62%	3.30%	0.08%	3.38%	97.53%	2.47%
Management & Administrative	0.00%	0.00%	0.00%	0.00%	0.00%		
General Support	2.81%	0.29%	3.10%	0.00%	3.10%	100.00%	0.00%
Patient & Client Care	4.92%	0.30%	5.21%	0.09%	5.31%	98.24%	1.76%

Health Service Absence Rate - by Staff Category: May 2024	Certified absence	Self- certified absence	Non Covid-19 absence	Covid-19 Absence	Total absence rate	% Non Covid-19 absence	% Covid-19 absence
Peamount Hospital (Newcastle)	4.59%	0.77%	5.35%	0.47%	5.82%	92.00%	8.00%
Medical & Dental	0.00%	0.43%	0.43%	0.00%	0.43%	100.00%	0.00%
Nursing & Midwifery	6.06%	0.83%	6.88%	0.32%	7.20%	95.57%	4.43%
Health & Social Care Professionals	1.36%	0.40%	1.75%	0.49%	2.25%	77.99%	22.01%
Management & Administrative	6.64%	0.14%	6.78%	0.40%	7.18%	94.37%	5.63%
General Support	2.97%	0.23%	3.20%	0.00%	3.20%	100.00%	0.00%
Patient & Client Care	4.68%	1.07%	5.75%	0.68%	6.43%	89.47%	10.53%

Health Service Absence Rate - by Staff Category: May 2024	Certified absence	Self- certified absence	Non Covid-19 absence	Covid-19 Absence	Total absence rate	% Non Covid-19 absence	% Covid-19 absence
Stewart's Hospital, (Palmerstown)	4.62%	0.42%	5.04%	0.19%	5.23%	96.28%	3.72%
Medical & Dental							
Nursing & Midwifery	7.36%	0.62%	7.99%	0.13%	8.12%	98.43%	1.57%
Health & Social Care Professionals	5.59%	0.30%	5.89%	0.62%	6.51%	90.54%	9.46%
Management & Administrative	2.82%	0.11%	2.93%	0.18%	3.12%	94.14%	5.86%
General Support	3.55%	0.33%	3.88%	0.00%	3.88%	100.00%	0.00%
Patient & Client Care	4.34%	0.44%	4.79%	0.16%	4.95%	96.75%	3.25%

Health Service Absence Rate - by Staff Category: May 2024	Certified absence	Self- certified absence	Non Covid-19 absence	Covid-19 Absence	Total absence rate	% Non Covid-19 absence	% Covid-19 absence
St. John of God, Drumcar	6.09%	0.27%	6.36%	0.23%	6.59%	96.44%	3.56%
Medical & Dental	0.00%	0.00%	0.00%	0.00%	0.00%		
Nursing & Midwifery	6.35%	0.35%	6.69%	0.04%	6.73%	99.42%	0.58%
Health & Social Care Professionals	7.74%	0.68%	8.42%	0.13%	8.55%	98.48%	1.52%
Management & Administrative	0.00%	0.00%	0.00%	0.00%	0.00%		
General Support	6.88%	0.00%	6.88%	0.00%	6.88%	100.00%	0.00%
Patient & Client Care	5.92%	0.17%	6.08%	0.39%	6.47%	93.94%	6.06%

Health Service Absence Rate - by Staff Category: May 2024	Certified absence	Self- certified absence	Non Covid-19 absence	Covid-19 Absence	Total absence rate	% Non Covid-19 absence	% Covid-19 absence
St John of God HQ	5.36%	0.00%	5.36%	0.00%	5.36%	100.00%	0.00%
Medical & Dental							
Nursing & Midwifery	0.00%	0.00%	0.00%	0.00%	0.00%		
Health & Social Care Professionals	0.00%	0.00%	0.00%	0.00%	0.00%		
Management & Administrative	5.94%	0.00%	5.94%	0.00%	5.94%	100.00%	0.00%
General Support	0.00%	0.00%	0.00%	0.00%	0.00%		
Patient & Client Care							

Health Service Absence Rate - by Staff Category: May 2024	Certified absence	Self- certified absence	Non Covid-19 absence	Covid-19 Absence	Total absence rate	% Non Covid-19 absence	% Covid-19 absence
St. John of God (IDS)	5.08%	0.25%	5.32%	0.00%	5.32%	100.00%	0.00%
Medical & Dental	0.00%	0.00%	0.00%	0.00%	0.00%		
Nursing & Midwifery	6.72%	0.53%	7.25%	0.00%	7.25%	100.00%	0.00%
Health & Social Care Professionals	6.87%	0.46%	7.33%	0.00%	7.33%	100.00%	0.00%
Management & Administrative	0.00%	0.00%	0.00%	0.00%	0.00%		
General Support	5.81%	0.00%	5.81%	0.00%	5.81%	100.00%	0.00%
Patient & Client Care	3.37%	0.00%	3.37%	0.00%	3.37%	100.00%	0.00%

Health Service Absence Rate - by Staff Category: May 2024	Certified absence	Self- certified absence	Non Covid-19 absence	Covid-19 Absence	Total absence rate	% Non Covid-19 absence	% Covid-19 absence
St. John of God, Kerry	3.42%	0.53%	3.95%	0.02%	3.96%	99.62%	0.38%
Medical & Dental							
Nursing & Midwifery	0.32%	0.26%	0.59%	0.00%	0.59%	100.00%	0.00%
Health & Social Care Professionals	6.63%	0.72%	7.35%	0.00%	7.35%	100.00%	0.00%
Management & Administrative	3.63%	0.66%	4.29%	0.24%	4.53%	94.66%	5.34%
General Support	1.14%	0.00%	1.14%	0.00%	1.14%	100.00%	0.00%
Patient & Client Care	3.74%	0.63%	4.37%	0.00%	4.37%	100.00%	0.00%

Health Service Absence Rate - by Staff Category: May 2024	Certified absence	Self- certified absence	Non Covid-19 absence	Covid-19 Absence	Total absence rate	% Non Covid-19 absence	% Covid-19 absence
St. John of God Liffey Services	5.25%	0.81%	6.07%	0.05%	6.11%	99.22%	0.78%
Medical & Dental	0.00%	0.00%	0.00%	0.00%	0.00%		
Nursing & Midwifery	5.78%	1.47%	7.25%	0.08%	7.33%	98.88%	1.12%
Health & Social Care Professionals	2.57%	0.58%	3.15%	0.03%	3.18%	98.93%	1.07%
Management & Administrative	5.51%	0.63%	6.14%	0.00%	6.14%	100.00%	0.00%
General Support	8.98%	0.55%	9.53%	0.00%	9.53%	100.00%	0.00%
Patient & Client Care	7.19%	0.86%	8.05%	0.06%	8.11%	99.25%	0.75%

Health Service Absence Rate - by Staff Category: May 2024	Certified absence	Self- certified absence	Non Covid-19 absence	Covid-19 Absence	Total absence rate	% Non Covid-19 absence	% Covid-19 absence
St. Michael's House, Dublin	4.57%	0.26%	4.83%	0.11%	4.95%	97.71%	2.29%
Medical & Dental	0.00%	0.00%	0.00%	0.00%	0.00%		
Nursing & Midwifery	2.42%	0.35%	2.77%	0.12%	2.90%	95.78%	4.22%
Health & Social Care Professionals	4.02%	0.24%	4.25%	0.11%	4.37%	97.44%	2.56%
Management & Administrative	2.03%	0.10%	2.13%	0.00%	2.13%	100.00%	0.00%
General Support	11.77%	0.05%	11.82%	0.31%	12.12%	97.48%	2.52%
Patient & Client Care	7.10%	0.37%	7.47%	0.10%	7.57%	98.64%	1.36%

Health Service Absence Rate - by Staff Category: May 2024	Certified absence	Self- certified absence	Non Covid-19 absence	Covid-19 Absence	Total absence rate	% Non Covid-19 absence	% Covid-19 absence
Sunbeam House Services	2.93%	0.74%	3.66%	0.12%	3.79%	96.75%	3.25%
Medical & Dental							
Nursing & Midwifery	4.53%	0.77%	5.30%	0.00%	5.30%	100.00%	0.00%
Health & Social Care Professionals	2.96%	0.50%	3.46%	0.07%	3.53%	97.95%	2.05%
Management & Administrative	1.12%	0.35%	1.48%	0.00%	1.48%	100.00%	0.00%
General Support	1.99%	0.21%	2.19%	0.00%	2.19%	100.00%	0.00%
Patient & Client Care	3.07%	1.11%	4.18%	0.24%	4.42%	94.59%	5.41%

Year / Month	Certified absence	Self-certified absence	Non Covid-19 absence	Covid-19 Absence	Total absence rate	Medical & Dental	Nursing & Midwifery	Health & Social Care Professionals	Management & Administrative	General Support	Patient & Client Care
May 2024	5.19%	0.57%	5.76%	0.21%	5.97%	3.19%	6.49%	4.80%	4.15%	6.31%	6.60%
Apr 2024	5.12%	0.54%	5.66%	0.18%	5.85%	4.70%	6.14%	5.16%	3.76%	6.37%	6.37%
Mar 2024	5.11%	0.55%	5.66%	0.19%	5.84%	1.04%	6.10%	4.80%	4.11%	5.88%	6.54%
Feb 2024	5.11%	0.61%	5.72%	0.34%	6.06%	3.49%	6.27%	5.11%	3.92%	6.69%	6.74%
Jan 2024	5.30%	0.70%	5.99%	0.64%	6.63%	2.95%	7.04%	5.64%	3.86%	7.12%	7.40%
2024	5.17%	0.59%	5.76%	0.31%	6.07%	3.08%	6.41%	5.10%	3.96%	6.47%	6.73%
Dec 2023	5.04%	0.70%	5.74%	0.60%	6.34%	3.87%	6.71%	5.58%	4.39%	7.36%	6.79%
Nov 2023	5.07%	0.65%	5.72%	0.40%	6.12%	0.52%	6.83%	5.17%	4.19%	6.37%	6.65%
Oct 2023	5.00%	0.61%	5.60%	0.57%	6.17%	1.25%	6.78%	5.15%	4.32%	7.05%	6.69%
Sep 2023	5.02%	0.57%	5.59%	0.81%	6.40%	0.66%	6.85%	5.44%	3.92%	6.27%	7.13%
Aug 2023	5.27%	0.58%	5.84%	0.78%	6.62%	1.95%	7.10%	5.38%	4.50%	7.29%	7.35%
Jul 2023	4.69%	0.55%	5.24%	0.38%	5.62%	0.59%	6.09%	4.49%	3.59%	7.20%	6.20%
Jun 2023	4.96%	0.56%	5.52%	0.30%	5.82%	2.28%	6.50%	4.87%	4.21%	5.97%	6.25%
May 2023	4.97%	0.51%	5.48%	0.39%	5.87%	1.41%	5.99%	5.15%	4.00%	6.85%	6.41%
Apr 2023	4.86%	0.54%	5.40%	0.45%	5.85%	1.00%	6.08%	5.15%	3.78%	6.88%	6.35%
Mar 2023	4.87%	0.58%	5.45%	0.55%	6.00%	0.83%	5.85%	5.57%	4.28%	7.22%	6.47%
Feb 2023	4.39%	0.53%	4.91%	0.45%	5.36%	3.87%	5.61%	4.43%	4.03%	6.53%	5.88%
Jan 2023	5.10%	0.66%	5.77%	0.90%	6.67%	3.33%	7.07%	5.68%	3.94%	7.18%	7.38%
2023	4.94%	0.59%	5.52%	0.55%	6.07%	1.75%	6.45%	5.17%	4.10%	6.84%	6.63%
Dec 2022	5.37%	0.74%	6.11%	1.19%	7.30%	0.90%	7.26%	6.63%	4.38%	7.01%	8.13%
Nov 2022	4.66%	0.56%	5.22%	0.73%	5.95%	1.46%	6.47%	4.83%	3.64%	6.19%	6.73%
Oct 2022	4.92%	0.61%	5.52%	0.80%	6.33%	1.83%	6.25%	5.27%	3.70%	6.77%	7.31%
Sep 2022	5.06%	0.60%	5.66%	0.71%	6.37%	1.58%	6.74%	4.97%	4.16%	6.40%	7.26%
Aug 2022	4.98%	0.47%	5.45%	0.91%	6.36%	3.43%	6.35%	5.40%	3.75%	6.27%	7.38%
Jul 2022	5.21%	0.47%	5.69%	2.02%	7.71%	3.32%	7.88%	6.30%	4.70%	7.61%	8.79%
Jun 2022	4.73%	0.65%	5.38%	1.77%	7.15%	3.41%	7.17%	6.27%	4.93%	6.55%	7.97%
May 2022	4.56%	0.61%	5.17%	1.05%	6.22%	3.56%	6.74%	4.19%	4.51%	6.56%	7.44%
Apr 2022	4.79%	0.67%	5.46%	2.85%	8.31%	1.64%	9.11%	6.97%	5.10%	8.60%	9.11%
Mar 2022	4.83%	0.70%	5.53%	4.45%	9.98%	3.16%	11.46%	8.09%	7.17%	9.99%	10.72%
Feb 2022	4.18%	0.64%	4.83%	2.92%	7.75%	1.40%	8.51%	6.74%	5.06%	6.78%	8.46%
Jan 2022	4.26%	0.64%	4.90%	5.09%	9.99%	1.46%	10.96%	8.37%	6.01%	8.31%	11.16%
2022	4.79%	0.61%	5.41%	2.04%	7.44%	2.49%	7.93%	6.12%	4.74%	7.19%	8.38%
Dec 2021	4.64%	0.67%	5.30%	2.77%	8.08%	3.03%	8.69%	6.92%	4.87%	7.74%	8.89%
Nov 2021	4.87%	0.73%	5.61%	2.45%	8.05%	3.69%	9.12%	6.90%	5.86%	7.16%	8.63%
Oct 2021	4.78%	0.55%	5.33%	1.29%	6.62%	2.97%	7.65%	5.70%	4.64%	6.63%	6.97%
Sep 2021	4.62%	0.51%	5.14%	0.98%	6.12%	7.70%	6.87%	5.19%	4.18%	5.48%	6.59%
Aug 2021	4.60%	0.38%	4.98%	0.88%	5.86%	10.75%	6.05%	4.80%	3.98%	4.96%	6.62%
Jul 2021	4.53%	0.42%	4.94%	0.59%	5.54%	5.18%	5.84%	4.71%	3.46%	6.24%	6.04%
Jun 2021	4.10%	0.51%	4.61%	0.54%	5.15%	3.20%	5.39%	4.28%	3.04%	5.23%	5.79%
May 2021	3.87%	0.41%	4.28%	0.67%	4.96%	2.52%	5.19%	4.20%	2.32%	4.47%	5.67%
Apr 2021	3.90%	0.38%	4.29%	0.84%	5.13%	2.01%	5.81%	4.54%	2.66%	5.36%	5.49%
Mar 2021	3.96%	0.49%	4.46%	1.02%	5.48%	2.20%	5.72%	4.88%	3.13%	5.29%	6.06%
Feb 2021	4.35%	0.55%	4.90%	1.99%	6.89%	1.33%	7.54%	6.11%	2.94%	6.11%	7.70%
Jan 2021	4.57%	0.35%	4.92%	4.48%	9.40%	0.92%	10.46%	8.06%	3.52%	9.46%	10.50%
2021	4.40%	0.50%	4.90%	1.55%	6.44%	3.86%	7.02%	5.53%	3.72%	6.16%	7.09%

Year / Month	Certified absence	Self-certified absence	Non Covid-19 absence	Covid-19 Absence	Total absence rate	CHO 1	CHO 2	CHO 3	CHO 4	CHO 5	CHO 6	CHO 7	CHO 8	CHO 9	Other Comm	Social Care
May 2024	5.19%	0.57%	5.76%	0.21%	5.97%	9.79%	5.59%	5.97%	5.44%	7.06%	5.62%	5.70%	5.74%	4.76%	0.00%	5.97%
Apr 2024	5.12%	0.54%	5.66%	0.18%	5.85%	9.11%	6.37%	5.90%	5.91%	6.70%	4.53%	5.10%	5.27%	5.12%	0.00%	5.85%
Mar 2024	5.11%	0.55%	5.66%	0.19%	5.84%	9.90%	6.16%	5.25%	5.88%	7.26%	4.84%	5.13%	5.58%	4.78%	0.00%	5.84%
Feb 2024	5.11%	0.61%	5.72%	0.34%	6.06%	9.69%	5.77%	5.38%	6.09%	6.47%	5.88%	5.40%	6.37%	5.15%	0.00%	6.06%
Jan 2024	5.30%	0.70%	5.99%	0.64%	6.63%	10.84%	7.26%	6.01%	6.72%	7.24%	5.91%	5.80%	6.64%	5.34%	0.00%	6.63%
2024	5.17%	0.59%	5.76%	0.31%	6.07%	9.88%	6.18%	5.71%	6.01%	6.94%	5.36%	5.43%	5.93%	5.03%	0.00%	6.07%
Dec 2023	5.04%	0.70%	5.74%	0.60%	6.34%	9.89%	6.75%	5.25%	6.45%	7.10%	6.32%	5.20%	6.03%	6.02%	3.53%	6.34%
Nov 2023	5.07%	0.65%	5.72%	0.40%	6.12%	9.25%	6.15%	5.44%	6.18%	6.52%	5.86%	5.48%	6.21%	5.44%	0.00%	6.12%
Oct 2023	5.00%	0.61%	5.60%	0.57%	6.17%	9.05%	5.76%	5.88%	6.42%	6.79%	5.30%	5.68%	5.96%	5.69%	0.00%	6.17%
Sep 2023	5.02%	0.57%	5.59%	0.81%	6.40%	8.71%	5.81%	6.18%	6.84%	7.88%	5.00%	6.00%	6.20%	5.68%	0.00%	6.40%
Aug 2023	5.27%	0.58%	5.84%	0.78%	6.62%	9.37%	6.75%	6.04%	6.92%	8.43%	5.68%	6.03%	7.04%	5.29%	0.00%	6.62%
Jul 2023	4.69%	0.55%	5.24%	0.38%	5.62%	7.82%	5.25%	5.58%	5.52%	6.89%	5.27%	4.99%	5.55%	5.13%	2.98%	5.62%
Jun 2023	4.96%	0.56%	5.52%	0.30%	5.82%	7.72%	5.88%	5.29%	5.61%	7.71%	5.28%	5.06%	6.01%	5.27%	3.16%	5.82%
May 2023	4.97%	0.51%	5.48%	0.39%	5.87%	7.97%	5.64%	5.57%	5.71%	7.23%	5.18%	5.64%	5.86%	5.15%	0.00%	5.87%
Apr 2023	4.86%	0.54%	5.40%	0.45%	5.85%	7.82%	5.97%	5.50%	6.15%	7.22%	5.23%	5.43%	5.70%	5.01%	0.00%	5.85%
Mar 2023	4.87%	0.58%	5.45%	0.55%	6.00%	8.55%	5.23%	4.92%	5.62%	7.65%	6.11%	6.13%	5.80%	5.28%	0.00%	6.00%
Feb 2023	4.39%	0.53%	4.91%	0.45%	5.36%	8.14%	5.11%	5.01%	5.42%	7.48%	4.65%	4.87%	5.01%	4.50%	11.15%	5.36%
Jan 2023	5.10%	0.66%	5.77%	0.90%	6.67%	9.92%	6.34%	6.15%	6.60%	8.30%	5.63%	6.20%	7.51%	5.10%	11.94%	6.67%
2023	4.94%	0.59%	5.52%	0.55%	6.07%	8.69%	5.87%	5.57%	6.12%	7.43%	5.45%	5.56%	6.06%	5.29%	2.46%	6.07%
Dec 2022	5.37%	0.74%	6.11%	1.19%	7.30%	11.01%	6.50%	6.74%	7.15%	9.88%	6.82%	6.74%	7.09%	6.03%	0.00%	7.30%
Nov 2022	4.66%	0.56%	5.22%	0.73%	5.95%	8.32%	5.64%	5.36%	6.53%	7.89%	4.77%	5.65%	6.96%	4.37%	0.00%	5.95%
Oct 2022	4.92%	0.61%	5.52%	0.80%	6.33%	9.67%	5.90%	5.51%	7.08%	8.35%	5.84%	5.53%	6.90%	4.77%	0.00%	6.33%
Sep 2022	5.06%	0.60%	5.66%	0.71%	6.37%	9.19%	6.01%	4.95%	6.29%	8.29%	5.16%	6.33%	7.01%	5.18%	0.00%	6.37%
Aug 2022	4.98%	0.47%	5.45%	0.91%	6.36%	10.34%	6.20%	4.65%	6.50%	8.67%	4.40%	5.93%	7.24%	4.93%	2.21%	6.36%
Jul 2022	5.21%	0.47%	5.69%	2.02%	7.71%	10.59%	7.00%	7.06%	7.69%	9.80%	6.03%	7.30%	8.97%	6.11%	0.00%	7.71%
Jun 2022	4.73%	0.65%	5.38%	1.77%	7.15%	8.56%	7.86%	5.63%	7.66%	8.62%	7.26%	7.17%	7.74%	5.48%	0.73%	7.15%
May 2022	4.56%	0.61%	5.17%	1.05%	6.22%	8.08%	5.97%	5.37%	6.20%	7.88%	5.05%	6.27%	6.99%	5.14%	0.00%	6.22%
Apr 2022	4.79%	0.67%	5.46%	2.85%	8.31%	9.72%	7.79%	8.35%	10.71%	9.49%	6.61%	7.97%	8.71%	6.21%	0.00%	8.31%
Mar 2022	4.83%	0.70%	5.53%	4.45%	9.98%	13.34%	8.93%	8.45%	11.19%	11.57%	9.34%	9.99%	10.96%	7.75%	0.00%	9.98%
Feb 2022	4.18%	0.64%	4.83%	2.92%	7.75%	10.20%	7.00%	7.75%	8.41%	9.02%	7.99%	7.34%	8.07%	6.09%	0.00%	7.75%
Jan 2022	4.26%	0.64%	4.90%	5.09%	9.99%	11.55%	10.36%	9.58%	12.16%	12.28%	8.23%	8.44%	11.04%	7.99%	1.50%	9.99%
2022	4.79%	0.61%	5.41%	2.04%	7.44%	10.04%	7.04%	6.62%	8.13%	9.32%	6.45%	7.05%	8.16%	5.81%	0.37%	7.44%
Dec 2021	4.64%	0.67%	5.30%	2.77%	8.08%	10.17%	7.70%	7.69%	10.20%	9.23%	6.27%	8.38%	7.05%	6.53%	0.68%	8.08%
Nov 2021	4.87%	0.73%	5.61%	2.45%	8.05%	9.83%	6.71%	7.63%	10.32%	8.22%	6.75%	7.91%	7.98%	7.06%	0.00%	8.05%
Oct 2021	4.78%	0.55%	5.33%	1.29%	6.62%	8.71%	5.36%	6.37%	8.10%	6.68%	5.24%	6.58%	6.88%	5.90%	0.00%	6.62%
Sep 2021	4.62%	0.51%	5.14%	0.98%	6.12%	8.30%	4.60%	5.35%	6.89%	5.96%	6.28%	6.34%	6.85%	5.02%	1.91%	6.12%
Aug 2021	4.60%	0.38%	4.98%	0.88%	5.86%	8.92%	4.60%	4.80%	6.04%	6.41%	5.69%	6.18%	6.12%	4.88%	0.00%	5.86%
Jul 2021	4.53%	0.42%	4.94%	0.59%	5.54%	8.25%	4.40%	4.06%	5.35%	5.80%	6.10%	5.78%	6.33%	4.88%	0.00%	5.54%
Jun 2021	4.10%	0.51%	4.61%	0.54%	5.15%	7.13%	4.79%	4.47%	5.65%	5.26%	4.98%	5.06%	5.33%	4.49%	0.00%	5.15%
May 2021	3.87%	0.41%	4.28%	0.67%	4.96%	6.58%	4.59%	4.71%	5.48%	4.84%	4.34%	5.09%	5.04%	4.33%	0.00%	4.96%
Apr 2021	3.90%	0.38%	4.29%	0.84%	5.13%	6.16%	4.55%	3.91%	5.14%	5.29%	4.97%	5.85%	5.61%	4.63%	0.00%	5.13%
Mar 2021	3.96%	0.49%	4.46%	1.02%	5.48%	7.09%	6.17%	4.47%	5.44%	6.38%	4.50%	5.53%	5.93%	4.72%	0.00%	5.48%
Feb 2021	4.35%	0.55%	4.90%	1.99%	6.89%	8.50%	7.63%	5.86%	6.73%	8.99%	6.21%	6.62%	7.66%	5.56%	0.00%	6.89%
Jan 2021	4.57%	0.35%	4.92%	4.48%	9.40%	12.27%	9.04%	8.79%	10.05%	11.27%	8.93%	9.56%	8.72%	7.84%	0.00%	9.40%
2021	4.40%	0.50%	4.90%	1.55%	6.44%	8.49%	5.81%	5.69%	7.14%	7.01%	5.83%	6.58%	6.65%	5.48%	0.23%	6.44%

