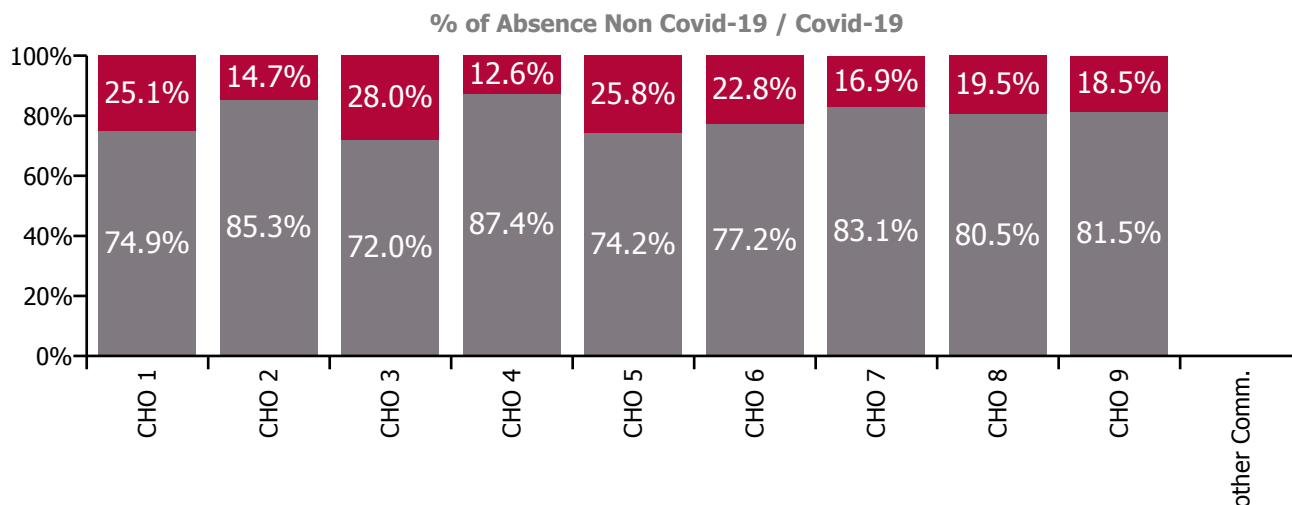
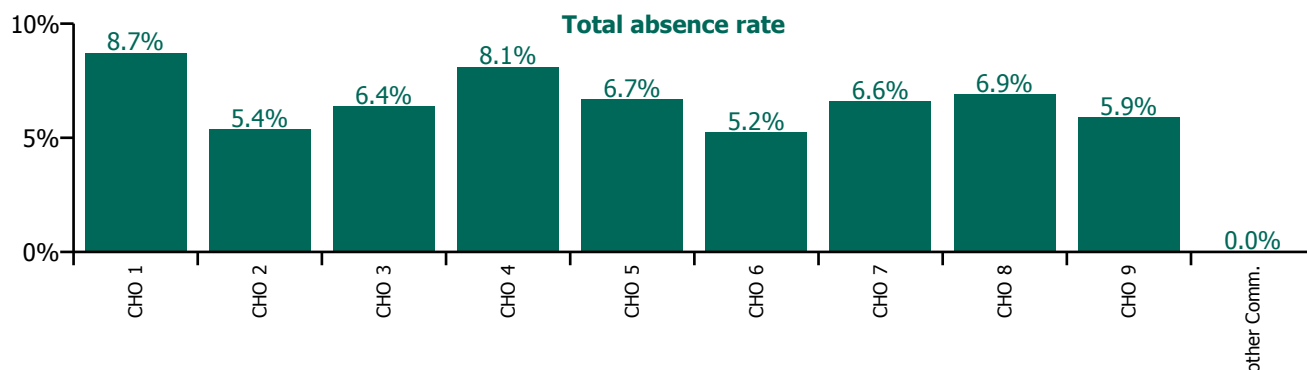


October 2021

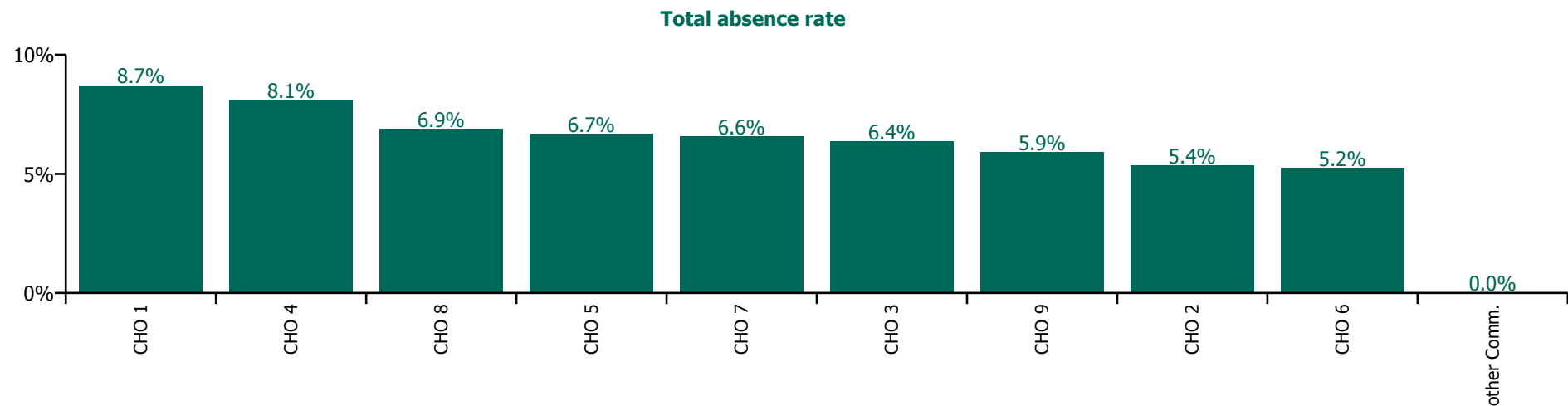
Health Service Absence Rate - by Staff Category: Oct 2021	Certified absence	Self-certified absence	Non Covid-19 absence	Covid-19 absence	Total absence rate	% Non Covid-19 absence	% Covid-19 absence
Disabilities	4.8%	0.5%	5.3%	1.3%	6.6%	80.5%	19.5%
Medical & Dental	2.8%	0.1%	2.9%	0.1%	3.0%	96.3%	3.7%
Nursing & Midwifery	5.4%	0.6%	6.1%	1.6%	7.7%	79.2%	20.8%
Health & Social Care Professionals	4.2%	0.4%	4.6%	1.1%	5.7%	80.6%	19.4%
Management & Administrative	3.9%	0.3%	4.2%	0.4%	4.6%	91.1%	8.9%
General Support	4.7%	0.4%	5.2%	1.5%	6.6%	77.8%	22.2%
Patient & Client Care	5.0%	0.6%	5.6%	1.4%	7.0%	80.1%	19.9%

Health Service Absence Rate - Care Group by CHO: Oct 2021	Certified absence	Self-certified absence	Non Covid-19 absence	Covid-19 absence	Total absence rate	% Non Covid-19 absence	% Covid-19 absence
Disabilities	4.8%	0.5%	5.3%	1.3%	6.6%	80.5%	19.5%
CHO 1	6.0%	0.5%	6.5%	2.2%	8.7%	74.9%	25.1%
CHO 2	4.2%	0.3%	4.6%	0.8%	5.4%	85.3%	14.7%
CHO 3	4.2%	0.3%	4.6%	1.8%	6.4%	72.0%	28.0%
CHO 4	5.9%	1.2%	7.1%	1.0%	8.1%	87.4%	12.6%
CHO 5	4.3%	0.6%	5.0%	1.7%	6.7%	74.2%	25.8%
CHO 6	3.5%	0.5%	4.0%	1.2%	5.2%	77.2%	22.8%
CHO 7	4.8%	0.6%	5.5%	1.1%	6.6%	83.1%	16.9%
CHO 8	5.1%	0.4%	5.5%	1.3%	6.9%	80.5%	19.5%
CHO 9	4.5%	0.4%	4.8%	1.1%	5.9%	81.5%	18.5%
Other Community Services	0.0%	0.0%	0.0%	0.0%	0.0%		

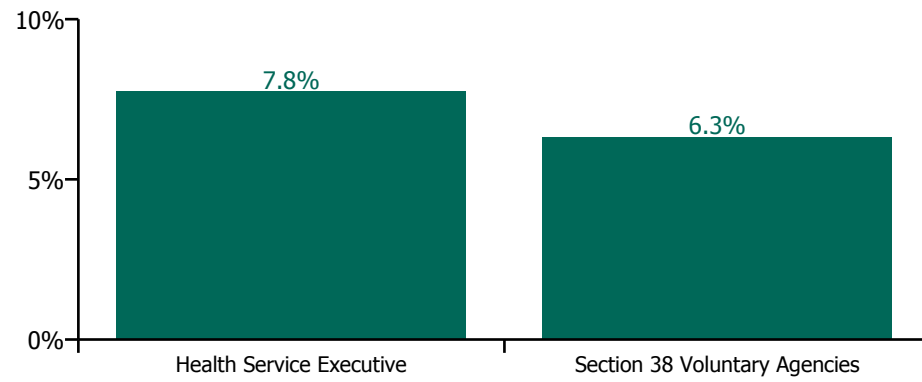


October 2021

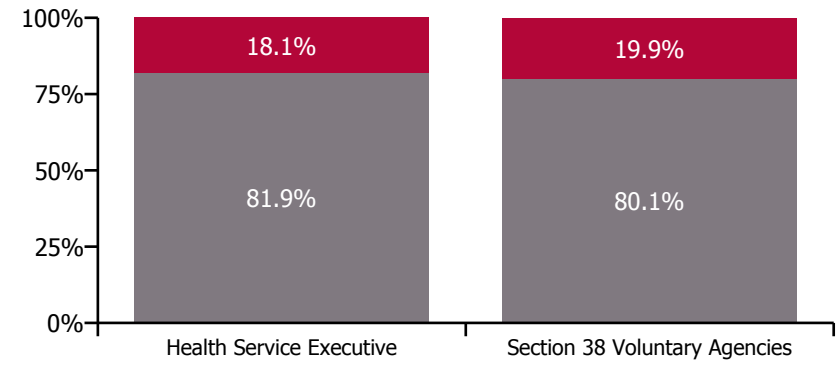
Health Service Absence Rate - by Hospital Group & Staff Category: Oct 2021	Medical & Dental	Nursing & Midwifery	Health & Social Care Professionals	Management & Administrative	General Support	Patient & Client Care	Certified absence	Self-certified absence	Non Covid-19 absence	Covid-19 absence	Total absence rate
Disabilities	3.0%	7.7%	5.7%	4.6%	6.6%	7.0%	4.8%	0.5%	5.3%	1.3%	6.6%
CHO 1	0.0%	9.6%	2.5%	6.3%	10.8%	9.1%	6.0%	0.5%	6.5%	2.2%	8.7%
CHO 2	3.1%	5.8%	5.9%	2.7%	3.7%	5.5%	4.2%	0.3%	4.6%	0.8%	5.4%
CHO 3	0.0%	7.7%	5.7%	5.3%	7.7%	6.2%	4.2%	0.3%	4.6%	1.8%	6.4%
CHO 4	0.0%	11.0%	7.0%	4.3%	5.2%	8.4%	5.9%	1.2%	7.1%	1.0%	8.1%
CHO 5	2.1%	9.4%	7.4%	5.9%	6.0%	5.8%	4.3%	0.6%	5.0%	1.7%	6.7%
CHO 6	0.8%	8.1%	4.5%	3.8%	5.2%	5.3%	3.5%	0.5%	4.0%	1.2%	5.2%
CHO 7	0.0%	7.0%	5.3%	3.9%	8.4%	7.2%	4.8%	0.6%	5.5%	1.1%	6.6%
CHO 8	0.0%	7.5%	6.3%	6.8%	4.4%	7.1%	5.1%	0.4%	5.5%	1.3%	6.9%
CHO 9	5.1%	5.4%	5.5%	4.4%	7.3%	7.0%	4.5%	0.4%	4.8%	1.1%	5.9%
Other Community Services				0.0%			0.0%	0.0%	0.0%	0.0%	0.0%



Total absence rate



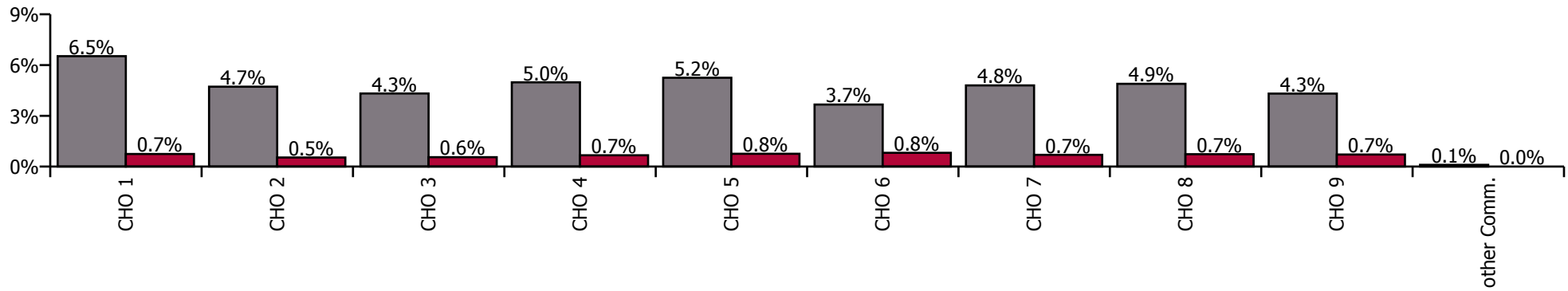
Non Covid-19 & Covid-19 Absence



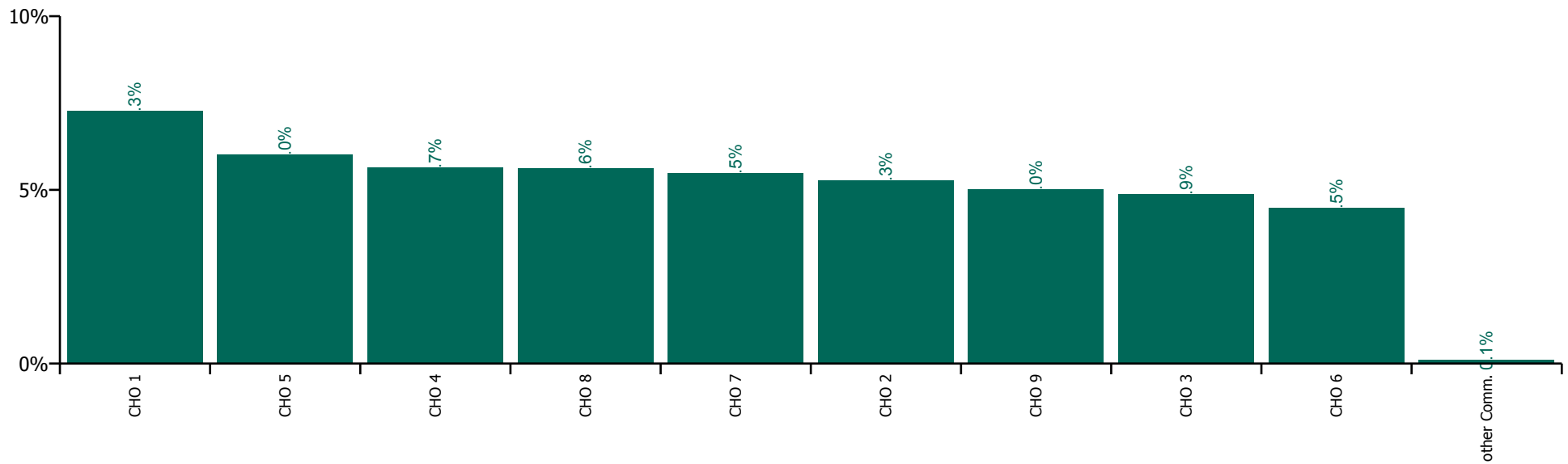
October 2021

Health Service Absence Rate by Hospital: Oct 2021	Medical & Dental	Nursing & Midwifery	Health & Social Care Professionals	Management & Administrative	General Support	Patient & Client Care	Certified absence	Self-certified absence	Non Covid-19 absence	Covid-19 absence	Total absence rate
Disabilities	2.6%	6.1%	4.7%	3.2%	5.4%	5.9%	4.4%	0.4%	4.8%	0.7%	5.5%
Health Service Executive	0.2%	8.5%	3.6%	3.3%	4.7%	7.6%	6.2%	0.3%	6.5%	0.7%	7.3%
CHO 1	0.2%	8.5%	3.6%	3.3%	4.7%	7.6%	6.2%	0.3%	6.5%	0.7%	7.3%
Health Service Executive	4.6%	7.9%	3.5%	1.2%	0.8%	5.0%	4.3%	0.2%	4.5%	0.5%	5.0%
Section 38 Voluntary Agencies	5.0%	5.4%	5.1%	3.1%	4.7%	5.7%	4.4%	0.3%	4.8%	0.5%	5.3%
CHO 2	4.9%	5.9%	4.9%	2.8%	4.3%	5.6%	4.4%	0.3%	4.7%	0.5%	5.3%
Health Service Executive			3.4%	4.8%	19.8%	5.7%	4.5%	0.3%	4.7%	0.4%	5.2%
Section 38 Voluntary Agencies	1.5%	5.5%	4.6%	2.5%	4.9%	4.8%	4.0%	0.3%	4.3%	0.6%	4.9%
CHO 3	1.5%	5.5%	4.5%	3.2%	5.8%	4.9%	4.0%	0.3%	4.3%	0.6%	4.9%
Health Service Executive	7.1%	5.3%	3.9%	2.1%	4.1%	4.8%	3.3%	0.6%	3.9%	0.5%	4.4%
Section 38 Voluntary Agencies	0.0%	6.8%	4.7%	3.1%	5.1%	6.1%	4.4%	0.7%	5.1%	0.7%	5.8%
CHO 4	7.0%	6.6%	4.6%	2.9%	5.0%	6.0%	4.3%	0.7%	5.0%	0.7%	5.7%
Health Service Executive	0.0%	7.5%	5.6%	5.6%	4.6%	7.7%	5.6%	0.5%	6.1%	0.7%	6.8%
Section 38 Voluntary Agencies	9.5%	6.6%	6.2%	4.5%	6.9%	5.7%	4.5%	0.6%	5.1%	0.8%	5.8%
CHO 5	7.5%	6.9%	6.0%	4.8%	6.8%	5.9%	4.7%	0.5%	5.2%	0.8%	6.0%
Health Service Executive	1.0%	7.8%	6.2%	5.6%	2.5%	9.2%	4.6%	0.5%	5.1%	2.6%	7.7%
Section 38 Voluntary Agencies	0.0%	4.5%	4.4%	2.3%	4.7%	4.6%	3.1%	0.5%	3.5%	0.7%	4.2%
CHO 6	0.6%	5.0%	4.4%	2.5%	4.7%	5.0%	3.2%	0.5%	3.7%	0.8%	4.5%
Health Service Executive		2.8%	5.6%	4.8%		4.3%	4.4%	0.3%	4.8%	0.4%	5.2%
Section 38 Voluntary Agencies	1.3%	5.9%	4.4%	3.0%	5.5%	6.1%	4.3%	0.5%	4.8%	0.7%	5.5%
CHO 7	1.3%	5.9%	4.4%	3.1%	5.5%	6.1%	4.3%	0.5%	4.8%	0.7%	5.5%
Health Service Executive	0.2%	10.0%	6.2%	6.0%	10.4%	10.8%	7.4%	0.5%	8.0%	1.2%	9.2%
Section 38 Voluntary Agencies	0.2%	4.7%	4.8%	2.9%	5.1%	4.8%	3.8%	0.3%	4.1%	0.6%	4.7%
CHO 8	0.2%	6.0%	5.0%	4.1%	5.6%	6.0%	4.5%	0.4%	4.9%	0.7%	5.6%
Health Service Executive	0.9%	7.7%	4.2%	3.0%	8.1%	8.4%	6.0%	0.4%	6.4%	0.9%	7.3%
Section 38 Voluntary Agencies	3.2%	4.6%	4.5%	3.0%	5.5%	5.4%	3.8%	0.3%	4.1%	0.7%	4.8%
CHO 9	3.0%	5.2%	4.5%	3.0%	5.6%	5.8%	4.0%	0.3%	4.3%	0.7%	5.0%
Other Community Services				0.1%			0.1%	0.0%	0.1%	0.0%	0.1%

Non Covid-19 / Covid-19 absence rates



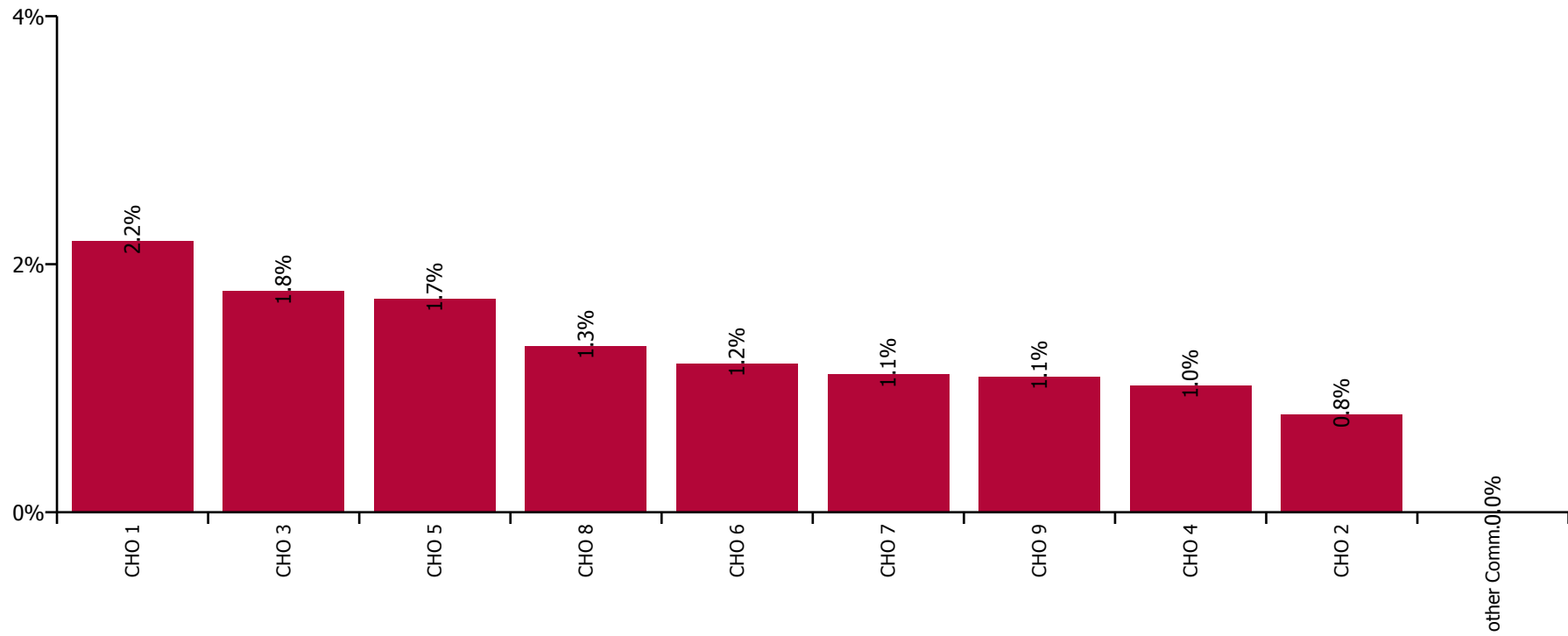
Total absence rate



October 2021

Health Service Covid-19 Absence Rate - by Staff Category & Hospital: Oct 2021	Medical & Dental	Nursing & Midwifery	Health & Social Care Professionals	Management & Administrative	General Support	Patient & Client Care	Covid-19 absence	Non Covid-19 absence	Total absence rate
Disabilities	0.1%	1.6%	1.1%	4.6%	1.5%	1.4%	1.3%	5.3%	6.6%
Health Service Executive	0.0%	2.0%	0.7%	6.3%	2.3%	2.6%	2.2%	6.5%	8.7%
CHO 1	0.0%	2.0%	0.7%	6.3%	2.3%	2.6%	2.2%	6.5%	8.7%
Health Service Executive	0.0%	0.8%	0.0%	1.6%	0.0%	0.2%	0.3%	2.5%	2.8%
Section 38 Voluntary Agencies	0.0%	1.0%	1.0%	3.0%	0.5%	0.9%	0.8%	4.8%	5.7%
CHO 2	0.0%	0.9%	1.0%	2.7%	0.5%	0.8%	0.8%	4.6%	5.4%
Health Service Executive			0.0%	13.1%	0.0%	0.0%	0.3%	7.8%	8.1%
Section 38 Voluntary Agencies	0.0%	2.2%	1.5%	1.4%	2.7%	2.0%	1.9%	4.4%	6.3%
CHO 3	0.0%	2.2%	1.3%	5.3%	2.3%	1.9%	1.8%	4.6%	6.4%
Health Service Executive	0.0%	2.1%	0.0%	1.6%	0.0%	0.4%	0.6%	5.0%	5.6%
Section 38 Voluntary Agencies		2.0%	0.7%	5.0%	1.7%	0.9%	1.1%	7.3%	8.4%
CHO 4	0.0%	2.0%	0.6%	4.3%	1.5%	0.9%	1.0%	7.1%	8.1%
Health Service Executive	0.0%	2.6%	0.3%	9.0%	0.0%	0.7%	1.2%	6.3%	7.5%
Section 38 Voluntary Agencies	0.0%	1.3%	4.0%	3.1%	0.2%	1.8%	1.9%	4.5%	6.4%
CHO 5	0.0%	1.9%	2.4%	5.9%	0.2%	1.7%	1.7%	5.0%	6.7%
Health Service Executive	0.9%	2.8%	5.3%	12.6%	0.0%	1.2%	2.2%	5.4%	7.6%
Section 38 Voluntary Agencies	0.0%	1.2%	1.0%	2.1%	0.3%	1.2%	1.0%	3.8%	4.7%
CHO 6	0.8%	1.7%	1.4%	3.8%	0.3%	1.2%	1.2%	4.0%	5.2%
Health Service Executive		0.0%	0.2%	9.3%		0.7%	0.6%	5.2%	5.7%
Section 38 Voluntary Agencies	0.0%	1.4%	0.7%	2.9%	1.8%	1.2%	1.1%	5.5%	6.6%
CHO 7	0.0%	1.4%	0.7%	3.9%	1.8%	1.2%	1.1%	5.5%	6.6%
Health Service Executive	0.0%	0.2%	1.0%	10.6%	5.5%	2.0%	1.2%	8.6%	9.8%
Section 38 Voluntary Agencies	0.0%	2.0%	1.3%	3.8%	0.5%	1.3%	1.4%	4.5%	5.9%
CHO 8	0.0%	1.4%	1.3%	6.8%	1.2%	1.5%	1.3%	5.5%	6.9%
Health Service Executive	0.0%	0.2%	0.1%	4.3%	0.0%	0.9%	0.4%	6.4%	6.8%
Section 38 Voluntary Agencies	0.0%	1.6%	1.1%	4.4%	1.6%	1.3%	1.2%	4.5%	5.7%
CHO 9	0.0%	1.2%	1.1%	4.4%	1.5%	1.2%	1.1%	4.8%	5.9%
Other Community Services				0.0%			0.0%	0.0%	0.0%

Covid-19 absence rate



October 2021

Health Service Absence Rate - by Staff Category: Oct 2021	Certified absence	Self- certified absence	Non Covid-19 absence	Covid-19 absence	Total absence rate	% Non Covid-19 absence	% Covid-19 absence
HSE Disabilities CHO 1	6.0%	0.5%	6.5%	2.2%	8.7%	74.9%	25.1%
Medical & Dental	0.0%	0.0%	0.0%	0.0%	0.0%		
Nursing & Midwifery	7.1%	0.5%	7.6%	2.0%	9.6%	79.4%	20.6%
Health & Social Care Professionals	1.7%	0.1%	1.8%	0.7%	2.5%	71.9%	28.1%
Management & Administrative	4.6%	0.3%	4.9%	1.4%	6.3%	78.1%	21.9%
General Support	7.9%	0.6%	8.5%	2.3%	10.8%	78.8%	21.2%
Patient & Client Care	6.0%	0.5%	6.5%	2.6%	9.1%	71.8%	28.2%

October 2021

Health Service Absence Rate - by Staff Category: Oct 2021	Certified absence	Self- certified absence	Non Covid-19 absence	Covid-19 absence	Total absence rate	% Non Covid-19 absence	% Covid-19 absence
HSE Disabilities CHO 2	4.2%	0.3%	4.6%	0.8%	5.4%	85.3%	14.7%
Medical & Dental	3.1%	0.0%	3.1%	0.0%	3.1%	100.0%	0.0%
Nursing & Midwifery	4.7%	0.1%	4.8%	0.9%	5.8%	83.6%	16.4%
Health & Social Care Professionals	4.6%	0.4%	5.0%	1.0%	5.9%	83.8%	16.2%
Management & Administrative	2.7%	0.0%	2.7%	0.0%	2.7%	100.0%	0.0%
General Support	3.0%	0.2%	3.2%	0.5%	3.7%	87.3%	12.7%
Patient & Client Care	4.2%	0.5%	4.7%	0.8%	5.5%	85.4%	14.6%

October 2021

Health Service Absence Rate - by Staff Category: Oct 2021	Certified absence	Self- certified absence	Non Covid-19 absence	Covid-19 absence	Total absence rate	% Non Covid-19 absence	% Covid-19 absence
HSE Disabilities CHO 3	4.2%	0.3%	4.6%	1.8%	6.4%	72.0%	28.0%
Medical & Dental	0.0%	0.0%	0.0%	0.0%	0.0%		
Nursing & Midwifery	5.0%	0.5%	5.5%	2.2%	7.7%	71.0%	29.0%
Health & Social Care Professionals	4.2%	0.2%	4.4%	1.3%	5.7%	77.3%	22.7%
Management & Administrative	4.8%	0.1%	4.9%	0.4%	5.3%	92.4%	7.6%
General Support	5.3%	0.1%	5.3%	2.3%	7.7%	69.4%	30.6%
Patient & Client Care	3.8%	0.4%	4.3%	1.9%	6.2%	69.1%	30.9%

October 2021

Health Service Absence Rate - by Staff Category: Oct 2021	Certified absence	Self- certified absence	Non Covid-19 absence	Covid-19 absence	Total absence rate	% Non Covid-19 absence	% Covid-19 absence
HSE Disabilities CHO 4	5.9%	1.2%	7.1%	1.0%	8.1%	87.4%	12.6%
Medical & Dental	0.0%	0.0%	0.0%	0.0%	0.0%		
Nursing & Midwifery	7.1%	1.9%	9.0%	2.0%	11.0%	81.8%	18.2%
Health & Social Care Professionals	5.9%	0.5%	6.4%	0.6%	7.0%	91.6%	8.4%
Management & Administrative	2.9%	0.8%	3.6%	0.6%	4.3%	85.0%	15.0%
General Support	2.6%	1.1%	3.7%	1.5%	5.2%	71.2%	28.8%
Patient & Client Care	6.2%	1.3%	7.5%	0.9%	8.4%	89.6%	10.4%

October 2021

Health Service Absence Rate - by Staff Category: Oct 2021	Certified absence	Self- certified absence	Non Covid-19 absence	Covid-19 absence	Total absence rate	% Non Covid-19 absence	% Covid-19 absence
HSE Disabilities CHO 5	4.3%	0.6%	5.0%	1.7%	6.7%	74.2%	25.8%
Medical & Dental	0.0%	2.1%	2.1%	0.0%	2.1%	100.0%	0.0%
Nursing & Midwifery	6.9%	0.5%	7.5%	1.9%	9.4%	79.4%	20.6%
Health & Social Care Professionals	4.8%	0.3%	5.1%	2.4%	7.4%	68.1%	31.9%
Management & Administrative	4.8%	0.5%	5.3%	0.5%	5.9%	90.9%	9.1%
General Support	5.3%	0.5%	5.8%	0.2%	6.0%	96.6%	3.4%
Patient & Client Care	3.4%	0.8%	4.2%	1.7%	5.8%	71.3%	28.7%

October 2021

Health Service Absence Rate - by Staff Category: Oct 2021	Certified absence	Self- certified absence	Non Covid-19 absence	Covid-19 absence	Total absence rate	% Non Covid-19 absence	% Covid-19 absence
HSE Disabilities CHO 6	3.5%	0.5%	4.0%	1.2%	5.2%	77.2%	22.8%
Medical & Dental	0.0%	0.0%	0.0%	0.8%	0.8%	0.0%	100.0%
Nursing & Midwifery	5.8%	0.6%	6.4%	1.7%	8.1%	78.7%	21.3%
Health & Social Care Professionals	2.7%	0.5%	3.1%	1.4%	4.5%	69.7%	30.3%
Management & Administrative	3.7%	0.2%	3.8%	0.0%	3.8%	100.0%	0.0%
General Support	4.7%	0.3%	4.9%	0.3%	5.2%	94.9%	5.1%
Patient & Client Care	3.5%	0.6%	4.1%	1.2%	5.3%	77.0%	23.0%

October 2021

Health Service Absence Rate - by Staff Category: Oct 2021	Certified absence	Self- certified absence	Non Covid-19 absence	Covid-19 absence	Total absence rate	% Non Covid-19 absence	% Covid-19 absence
HSE Disabilities CHO 7	4.8%	0.6%	5.5%	1.1%	6.6%	83.1%	16.9%
Medical & Dental	0.0%	0.0%	0.0%	0.0%	0.0%		
Nursing & Midwifery	5.2%	0.4%	5.6%	1.4%	7.0%	80.5%	19.5%
Health & Social Care Professionals	3.5%	1.2%	4.7%	0.7%	5.3%	87.1%	12.9%
Management & Administrative	3.1%	0.3%	3.4%	0.5%	3.9%	87.4%	12.6%
General Support	6.1%	0.4%	6.6%	1.8%	8.4%	78.4%	21.6%
Patient & Client Care	5.4%	0.5%	5.9%	1.2%	7.2%	82.9%	17.1%

October 2021

Health Service Absence Rate - by Staff Category: Oct 2021	Certified absence	Self- certified absence	Non Covid-19 absence	Covid-19 absence	Total absence rate	% Non Covid-19 absence	% Covid-19 absence
HSE Disabilities CHO 8	5.1%	0.4%	5.5%	1.3%	6.9%	80.5%	19.5%
Medical & Dental	0.0%	0.0%	0.0%	0.0%	0.0%		
Nursing & Midwifery	5.4%	0.7%	6.1%	1.4%	7.5%	80.8%	19.2%
Health & Social Care Professionals	4.7%	0.3%	5.0%	1.3%	6.3%	79.5%	20.5%
Management & Administrative	6.4%	0.2%	6.5%	0.3%	6.8%	95.9%	4.1%
General Support	3.0%	0.2%	3.3%	1.2%	4.4%	73.8%	26.2%
Patient & Client Care	5.1%	0.5%	5.6%	1.5%	7.1%	78.9%	21.1%

October 2021

Health Service Absence Rate - by Staff Category: Oct 2021	Certified absence	Self- certified absence	Non Covid-19 absence	Covid-19 absence	Total absence rate	% Non Covid-19 absence	% Covid-19 absence
HSE Disabilities CHO 9	4.5%	0.4%	4.8%	1.1%	5.9%	81.5%	18.5%
Medical & Dental	5.1%	0.0%	5.1%	0.0%	5.1%	100.0%	0.0%
Nursing & Midwifery	3.8%	0.5%	4.2%	1.2%	5.4%	77.8%	22.2%
Health & Social Care Professionals	4.1%	0.2%	4.4%	1.1%	5.5%	80.0%	20.0%
Management & Administrative	3.8%	0.2%	4.0%	0.4%	4.4%	91.9%	8.1%
General Support	5.6%	0.3%	5.8%	1.5%	7.3%	79.9%	20.1%
Patient & Client Care	5.4%	0.5%	5.8%	1.2%	7.0%	83.1%	16.9%

October 2021

Health Service Absence Rate - by Staff Category: Oct 2021	Certified absence	Self- certified absence	Non Covid-19 absence	Covid-19 absence	Total absence rate	% Non Covid-19 absence	% Covid-19 absence
HSE Disabilities Other Community Services	0.0%	0.0%	0.0%	0.0%	0.0%		
Medical & Dental							
Nursing & Midwifery							
Health & Social Care Professionals							
Management & Administrative	0.0%	0.0%	0.0%	0.0%	0.0%		
General Support							
Patient & Client Care							

October 2021

Bros. of Charity, Clare absence by Staff Category	Certified absence	Self-certified absence	Non Covid-19 absence	Covid-19 absence	Total absence rate	% Non Covid-19 absence	% Covid-19 absence
Bros. of Charity, Clare (CHO 3)	4.5%	0.3%	4.8%	1.8%	6.6%	73.1%	26.9%
Medical & Dental	0.0%	0.0%	0.0%	0.0%	0.0%		
Nursing & Midwifery	0.0%	0.0%	0.0%	0.0%	0.0%		#DIV/0
Health & Social Care Professionals	5.2%	0.1%	5.3%	2.3%	7.6%	69.9%	30.1%
Management & Administrative	1.0%	1.0%	1.9%	0.0%	1.9%	100.0%	0.0%
General Support							
Patient & Client Care	4.5%	0.4%	4.8%	1.7%	6.5%	74.1%	25.9%

October 2021

Bros. of Charity, Limerick absence by Staff Category	Certified absence	Self-certified absence	Non Covid-19 absence	Covid-19 absence	Total absence rate	% Non Covid-19 absence	% Covid-19 absence
Bros. of Charity, Limerick (CHO 3)	4.6%	0.5%	5.1%	2.2%	7.3%	69.7%	30.3%
Medical & Dental	0.0%	0.0%	0.0%	0.0%	0.0%		
Nursing & Midwifery	6.1%	0.8%	6.9%	3.2%	10.1%	68.1%	31.9%
Health & Social Care Professionals	5.3%	0.2%	5.5%	1.0%	6.4%	84.7%	15.3%
Management & Administrative	0.0%	0.0%	0.0%	0.0%	0.0%		#DIV/0
General Support	10.0%	0.4%	10.4%	0.0%	10.4%	100.0%	0.0%
Patient & Client Care	3.9%	0.5%	4.5%	2.5%	7.0%	64.0%	36.0%

October 2021

Bros. of Charity, Southern absence by Staff Category	Certified absence	Self-certified absence	Non Covid-19 absence	Covid-19 absence	Total absence rate	% Non Covid-19 absence	% Covid-19 absence
Bros. of Charity, Southern (CHO 4)	5.5%	0.5%	5.9%	0.9%	6.8%	87.2%	12.8%
Medical & Dental							
Nursing & Midwifery	7.3%	1.1%	8.5%	0.2%	8.7%	97.4%	2.6%
Health & Social Care Professionals	4.9%	0.4%	5.3%	1.0%	6.3%	84.6%	15.4%
Management & Administrative	2.2%	0.1%	2.3%	0.0%	2.3%	100.0%	0.0%
General Support	6.6%	0.6%	7.2%	5.1%	12.3%	58.3%	41.7%
Patient & Client Care	5.8%	0.4%	6.2%	0.9%	7.0%	87.7%	12.3%

October 2021

Bros. of Charity, Waterford absence by Staff Category	Certified absence	Self-certified absence	Non Covid-19 absence	Covid-19 absence	Total absence rate	% Non Covid-19 absence	% Covid-19 absence
Bros. of Charity, Waterford (CHO 5)	3.7%	0.8%	4.5%	2.0%	6.4%	69.3%	30.7%
Medical & Dental	0.0%	5.8%	5.8%	0.0%	5.8%	100.0%	0.0%
Nursing & Midwifery	5.9%	0.7%	6.5%	1.3%	7.8%	83.5%	16.5%
Health & Social Care Professionals	1.7%	0.2%	1.9%	3.8%	5.7%	33.3%	66.7%
Management & Administrative	2.6%	0.9%	3.4%	0.0%	3.4%	100.0%	0.0%
General Support	5.4%	1.2%	6.5%	0.5%	7.1%	92.5%	7.5%
Patient & Client Care	3.8%	0.9%	4.7%	1.9%	6.6%	70.9%	29.1%

October 2021

Bros. of Charity, West Region absence by Staff Category	Certified absence	Self-certified absence	Non Covid-19 absence	Covid-19 absence	Total absence rate	% Non Covid-19 absence	% Covid-19 absence
Bros. of Charity, West Region (CHO 2)	4.4%	0.4%	4.8%	0.8%	5.7%	85.1%	14.9%
Medical & Dental	4.0%	0.0%	4.0%	0.0%	4.0%	100.0%	0.0%
Nursing & Midwifery	4.7%	0.2%	4.8%	1.0%	5.8%	83.1%	16.9%
Health & Social Care Professionals	5.0%	0.4%	5.4%	1.0%	6.4%	83.8%	16.2%
Management & Administrative	3.0%	0.0%	3.0%	0.0%	3.0%	100.0%	0.0%
General Support	3.4%	0.2%	3.6%	0.5%	4.1%	87.3%	12.7%
Patient & Client Care	4.4%	0.5%	4.9%	0.9%	5.8%	85.1%	14.9%

October 2021

Carriglea Cairde Services absence by Staff Category	Certified absence	Self-certified absence	Non Covid-19 absence	Covid-19 absence	Total absence rate	% Non Covid-19 absence	% Covid-19 absence
Carriglea Cairde Services (CHO 5)	4.0%	0.5%	4.5%	1.8%	6.2%	71.5%	28.5%
Medical & Dental							
Nursing & Midwifery	7.2%	0.6%	7.8%	1.4%	9.2%	84.7%	15.3%
Health & Social Care Professionals	7.0%	0.8%	7.8%	4.6%	12.4%	62.7%	37.3%
Management & Administrative	1.7%	0.0%	1.7%	0.0%	1.7%	100.0%	0.0%
General Support	6.8%	0.0%	6.8%	0.0%	6.8%	100.0%	0.0%
Patient & Client Care	2.5%	0.4%	2.9%	1.5%	4.4%	65.9%	34.1%

October 2021

Central Remedial Clinic absence by Staff Category	Certified absence	Self-certified absence	Non Covid-19 absence	Covid-19 absence	Total absence rate	% Non Covid-19 absence	% Covid-19 absence
Central Remedial Clinic (CHO 9)	3.3%	0.4%	3.7%	0.4%	4.1%	90.0%	10.0%
Medical & Dental	0.0%	0.0%	0.0%	0.0%	0.0%		
Nursing & Midwifery	5.0%	0.0%	5.0%	0.0%	5.0%	100.0%	0.0%
Health & Social Care Professionals	1.5%	0.2%	1.8%	0.3%	2.0%	86.8%	13.2%
Management & Administrative	4.9%	0.7%	5.6%	0.0%	5.6%	100.0%	0.0%
General Support	7.9%	0.0%	7.9%	0.0%	7.9%	100.0%	0.0%
Patient & Client Care	4.7%	0.7%	5.3%	1.0%	6.4%	84.1%	15.9%

October 2021

Cheeverstown House absence by Staff Category	Certified absence	Self-certified absence	Non Covid-19 absence	Covid-19 absence	Total absence rate	% Non Covid-19 absence	% Covid-19 absence
Cheeverstown House (CHO 7)	7.6%	0.6%	8.2%	1.9%	10.1%	80.8%	19.2%
Medical & Dental	0.0%	0.0%	0.0%	0.0%	0.0%		
Nursing & Midwifery	7.3%	0.5%	7.8%	1.6%	9.4%	82.7%	17.3%
Health & Social Care Professionals	3.7%	0.7%	4.4%	2.0%	6.4%	68.2%	31.8%
Management & Administrative	0.0%	0.0%	0.0%	0.5%	0.5%	0.0%	100.0%
General Support	16.3%	0.3%	16.7%	0.4%	17.0%	97.8%	2.2%
Patient & Client Care	9.2%	0.9%	10.0%	2.8%	12.9%	78.0%	22.0%

October 2021

Children's Sunshine Home absence by Staff Category	Certified absence	Self-certified absence	Non Covid-19 absence	Covid-19 absence	Total absence rate	% Non Covid-19 absence	% Covid-19 absence
Children's Sunshine Home (CHO 6)	9.8%	0.7%	10.5%	1.2%	11.7%	89.6%	10.4%
Medical & Dental							
Nursing & Midwifery	9.3%	0.7%	10.0%	2.3%	12.4%	81.1%	18.9%
Health & Social Care Professionals	58.1%	0.0%	58.1%	0.0%	58.1%	100.0%	0.0%
Management & Administrative	0.0%	0.0%	0.0%	0.0%	0.0%		#DIV/0
General Support	0.0%	0.0%	0.0%	0.0%	0.0%		
Patient & Client Care	14.0%	1.1%	15.1%	0.0%	15.1%	100.0%	0.0%

October 2021

Cope Foundation absence by Staff Category	Certified absence	Self-certified absence	Non Covid-19 absence	Covid-19 absence	Total absence rate	% Non Covid-19 absence	% Covid-19 absence
Cope Foundation (CHO 4)	6.5%	2.1%	8.6%	1.0%	9.7%	89.2%	10.8%
Medical & Dental							
Nursing & Midwifery	7.2%	2.7%	9.9%	1.9%	11.8%	83.8%	16.2%
Health & Social Care Professionals	6.4%	1.0%	7.4%	0.5%	7.9%	94.2%	5.8%
Management & Administrative	3.3%	2.2%	5.5%	1.3%	6.8%	80.3%	19.7%
General Support	1.9%	1.8%	3.7%	0.7%	4.3%	84.2%	15.8%
Patient & Client Care	7.1%	2.2%	9.3%	0.9%	10.1%	91.5%	8.5%

October 2021

Daughters of Charity, Dublin absence by Staff Category	Certified absence	Self-certified absence	Non Covid-19 absence	Covid-19 absence	Total absence rate	% Non Covid-19 absence	% Covid-19 absence
Daughters of Charity, Dublin (CHO 9)	3.7%	0.3%	4.0%	2.2%	6.1%	64.8%	35.2%
Medical & Dental	21.0%	0.0%	21.0%	0.0%	21.0%	100.0%	0.0%
Nursing & Midwifery	2.6%	0.3%	2.9%	2.2%	5.1%	57.4%	42.6%
Health & Social Care Professionals	4.1%	0.3%	4.4%	2.8%	7.2%	61.0%	39.0%
Management & Administrative	4.2%	0.0%	4.2%	1.0%	5.2%	80.0%	20.0%
General Support	2.1%	0.2%	2.3%	2.1%	4.4%	52.3%	47.7%
Patient & Client Care	4.1%	0.4%	4.6%	2.0%	6.5%	69.8%	30.2%

October 2021

Daughters of Charity, Limerick absence by Staff Category	Certified absence	Self-certified absence	Non Covid-19 absence	Covid-19 absence	Total absence rate	% Non Covid-19 absence	% Covid-19 absence
Daughters of Charity, Limerick (CHO 3)	4.1%	0.3%	4.4%	2.2%	6.6%	66.5%	33.5%
Medical & Dental							
Nursing & Midwifery	4.7%	0.3%	5.0%	2.0%	7.0%	71.4%	28.6%
Health & Social Care Professionals	3.4%	0.3%	3.7%	1.4%	5.0%	72.9%	27.1%
Management & Administrative	2.4%	0.0%	2.4%	0.4%	2.7%	87.0%	13.0%
General Support	3.7%	0.0%	3.7%	2.6%	6.3%	58.5%	41.5%
Patient & Client Care	4.1%	0.4%	4.5%	3.0%	7.5%	59.7%	40.3%

October 2021

Daughters of Charity, Roscrea absence by Staff Category	Certified absence	Self-certified absence	Non Covid-19 absence	Covid-19 absence	Total absence rate	% Non Covid-19 absence	% Covid-19 absence
Daughters of Charity, Roscrea (CHO 3)	2.2%	0.3%	2.5%	0.9%	3.4%	74.5%	25.5%
Medical & Dental							
Nursing & Midwifery	4.3%	0.3%	4.6%	0.9%	5.5%	83.4%	16.6%
Health & Social Care Professionals	0.6%	0.0%	0.6%	1.3%	1.9%	30.3%	69.7%
Management & Administrative	0.3%	0.0%	0.3%	0.0%	0.3%	100.0%	0.0%
General Support	3.7%	0.0%	3.7%	5.5%	9.2%	40.1%	59.9%
Patient & Client Care	2.2%	0.4%	2.6%	0.6%	3.2%	80.3%	19.7%

October 2021

Kare, Newbridge, Co Kildare absence by Staff Category	Certified absence	Self-certified absence	Non Covid-19 absence	Covid-19 absence	Total absence rate	% Non Covid-19 absence	% Covid-19 absence
Kare, Newbridge, Co Kildare (CHO 7)	4.6%	0.5%	5.1%	1.2%	6.2%	81.0%	19.0%
Medical & Dental							
Nursing & Midwifery	1.7%	0.1%	1.8%	4.0%	5.8%	30.8%	69.2%
Health & Social Care Professionals	5.9%	0.5%	6.4%	0.4%	6.8%	93.9%	6.1%
Management & Administrative	4.4%	0.6%	5.1%	0.3%	5.4%	94.2%	5.8%
General Support	0.0%	0.0%	0.0%	0.0%	0.0%		
Patient & Client Care	4.4%	0.5%	4.9%	1.3%	6.2%	78.5%	21.5%

October 2021

Muiriosa Foundation, Laois/Offaly absence by Staff Category	Certified absence	Self-certified absence	Non Covid-19 absence	Covid-19 absence	Total absence rate	% Non Covid-19 absence	% Covid-19 absence
Muiriosa Foundation, Laois/Offaly (CHO 8)	3.7%	0.3%	4.0%	2.1%	6.1%	65.2%	34.8%
Medical & Dental							
Nursing & Midwifery	3.1%	0.4%	3.5%	2.7%	6.3%	56.3%	43.7%
Health & Social Care Professionals	4.3%	0.2%	4.5%	2.5%	7.0%	64.5%	35.5%
Management & Administrative	1.1%	0.0%	1.1%	2.0%	3.2%	36.2%	63.8%
General Support	21.4%	0.0%	21.4%	0.0%	21.4%	100.0%	0.0%
Patient & Client Care	3.4%	0.3%	3.7%	1.8%	5.5%	67.8%	32.2%

October 2021

Muiriosa Foundation, Longford/Westmeath absence by Staff Category	Certified absence	Self-certified absence	Non Covid-19 absence	Covid-19 absence	Total absence rate	% Non Covid-19 absence	% Covid-19 absence
Muiriosa Foundation, Longford/Westmeath (CHO 8)	4.8%	0.1%	5.0%	0.5%	5.5%	91.1%	8.9%
Medical & Dental							
Nursing & Midwifery	0.0%	0.0%	0.0%	0.0%	0.0%		#DIV/0
Health & Social Care Professionals	6.5%	0.3%	6.7%	0.8%	7.5%	89.4%	10.6%
Management & Administrative	0.0%	0.0%	0.0%	0.0%	0.0%		#DIV/0
General Support	0.0%	0.0%	0.0%	0.0%	0.0%		
Patient & Client Care	4.7%	0.1%	4.8%	0.4%	5.1%	92.8%	7.2%

October 2021

Muiriosa Foundation, South Kildare absence by Staff Category	Certified absence	Self-certified absence	Non Covid-19 absence	Covid-19 absence	Total absence rate	% Non Covid-19 absence	% Covid-19 absence
Muiriosa Foundation, South Kildare (CHO 8)	4.4%	0.4%	4.8%	1.0%	5.8%	83.3%	16.7%
Medical & Dental							
Nursing & Midwifery	1.9%	0.5%	2.4%	1.5%	3.9%	60.8%	39.2%
Health & Social Care Professionals	4.6%	0.2%	4.7%	0.4%	5.2%	91.3%	8.7%
Management & Administrative	8.6%	0.2%	8.8%	0.0%	8.8%	100.0%	0.0%
General Support	0.0%	0.0%	0.0%	1.3%	1.3%	0.0%	100.0%
Patient & Client Care	4.6%	0.7%	5.4%	1.3%	6.7%	80.3%	19.7%

October 2021

Peamount Hospital (Newcastle) absence by Staff Category	Certified absence	Self-certified absence	Non Covid-19 absence	Covid-19 absence	Total absence rate	% Non Covid-19 absence	% Covid-19 absence
Peamount Hospital (Newcastle) (CHO 7)						#DIV/0	
Medical & Dental							
Nursing & Midwifery							
Health & Social Care Professionals							
Management & Administrative							
General Support							
Patient & Client Care							

October 2021

Stewart's Hospital, (Palmerstown) absence by Staff Category	Certified absence	Self-certified absence	Non Covid-19 absence	Covid-19 absence	Total absence rate	% Non Covid-19 absence	% Covid-19 absence
Stewart's Hospital, (Palmerstown) (CHO 7)	4.8%	0.9%	5.6%	1.0%	6.6%	85.4%	14.6%
Medical & Dental	0.0%	0.0%	0.0%	0.0%	0.0%		
Nursing & Midwifery	6.0%	0.3%	6.3%	0.6%	6.8%	91.5%	8.5%
Health & Social Care Professionals	0.0%	7.2%	7.2%	0.4%	7.6%	94.9%	5.1%
Management & Administrative	1.0%	0.2%	1.2%	0.5%	1.7%	70.4%	29.6%
General Support	3.9%	0.2%	4.1%	1.8%	5.9%	69.1%	30.9%
Patient & Client Care	5.4%	0.5%	5.9%	1.0%	7.0%	85.0%	15.0%

October 2021

St. John of God, Drumcar absence by Staff Category	Certified absence	Self-certified absence	Non Covid-19 absence	Covid-19 absence	Total absence rate	% Non Covid-19 absence	% Covid-19 absence
St. John of God, Drumcar (CHO 8)	4.0%	0.5%	4.5%	1.6%	6.1%	73.8%	26.2%
Medical & Dental	0.0%	0.0%	0.0%	0.0%	0.0%		
Nursing & Midwifery	4.4%	0.7%	5.1%	2.0%	7.1%	71.4%	28.6%
Health & Social Care Professionals	2.1%	0.6%	2.7%	1.5%	4.2%	64.7%	35.3%
Management & Administrative	0.0%	0.0%	0.0%	0.0%	0.0%		#DIV/0
General Support	4.2%	0.3%	4.5%	0.0%	4.5%	100.0%	0.0%
Patient & Client Care	4.5%	0.4%	4.9%	1.6%	6.4%	75.6%	24.4%

October 2021

St. John of God (IDS) absence by Staff Category	Certified absence	Self-certified absence	Non Covid-19 absence	Covid-19 absence	Total absence rate	% Non Covid-19 absence	% Covid-19 absence
St. John of God (IDS) (CHO 6)	3.0%	0.6%	3.5%	1.1%	4.7%	75.4%	24.6%
Medical & Dental	0.0%	0.0%	0.0%	0.0%	0.0%		
Nursing & Midwifery	3.2%	1.1%	4.3%	0.3%	4.6%	93.2%	6.8%
Health & Social Care Professionals	2.9%	0.5%	3.3%	1.5%	4.8%	69.4%	30.6%
Management & Administrative	2.3%	0.4%	2.6%	0.0%	2.6%	100.0%	0.0%
General Support	6.7%	0.5%	7.1%	0.0%	7.1%	100.0%	0.0%
Patient & Client Care	2.9%	0.5%	3.4%	1.6%	5.1%	67.4%	32.6%

October 2021

St. John of God, Kerry absence by Staff Category	Certified absence	Self-certified absence	Non Covid-19 absence	Covid-19 absence	Total absence rate	% Non Covid-19 absence	% Covid-19 absence
St. John of God, Kerry (CHO 4)	6.2%	0.2%	6.4%	1.7%	8.0%	79.3%	20.7%
Medical & Dental							
Nursing & Midwifery	8.1%	0.1%	8.2%	4.3%	12.4%	65.8%	34.2%
Health & Social Care Professionals	8.1%	0.4%	8.5%	0.0%	8.5%	100.0%	0.0%
Management & Administrative	7.9%	0.0%	7.9%	0.0%	7.9%	100.0%	0.0%
General Support	2.7%	0.1%	2.8%	2.6%	5.3%	51.9%	48.1%
Patient & Client Care	5.2%	0.3%	5.5%	1.3%	6.8%	80.7%	19.3%

October 2021

St. John of God Liffey Services absence by Staff Category	Certified absence	Self-certified absence	Non Covid-19 absence	Covid-19 absence	Total absence rate	% Non Covid-19 absence	% Covid-19 absence
St. John of God Liffey Services (CHO 7)	3.8%	0.4%	4.3%	0.9%	5.2%	82.2%	17.8%
Medical & Dental	0.0%	0.0%	0.0%	0.0%	0.0%		
Nursing & Midwifery	2.9%	0.5%	3.4%	1.3%	4.7%	72.5%	27.5%
Health & Social Care Professionals	3.2%	0.4%	3.6%	0.6%	4.2%	85.1%	14.9%
Management & Administrative	4.1%	0.1%	4.2%	0.0%	4.2%	100.0%	0.0%
General Support	3.3%	0.9%	4.2%	2.7%	6.9%	61.1%	38.9%
Patient & Client Care	4.8%	0.5%	5.2%	0.9%	6.2%	85.1%	14.9%

October 2021

St. Michael's House, Dublin absence by Staff Category	Certified absence	Self-certified absence	Non Covid-19 absence	Covid-19 absence	Total absence rate	% Non Covid-19 absence	% Covid-19 absence
St. Michael's House, Dublin (CHO 9)	4.8%	0.3%	5.1%	0.7%	5.8%	88.7%	11.3%
Medical & Dental	0.0%	0.0%	0.0%	0.0%	0.0%		
Nursing & Midwifery	5.0%	0.4%	5.4%	1.1%	6.5%	83.6%	16.4%
Health & Social Care Professionals	4.2%	0.2%	4.4%	0.7%	5.1%	86.3%	13.7%
Management & Administrative	3.2%	0.2%	3.5%	0.0%	3.5%	100.0%	0.0%
General Support	10.5%	0.4%	10.9%	0.9%	11.8%	92.0%	8.0%
Patient & Client Care	5.7%	0.4%	6.2%	0.4%	6.6%	93.4%	6.6%

October 2021

St. Patrick's, Kilkenny absence by Staff Category	Certified absence	Self-certified absence	Non Covid-19 absence	Covid-19 absence	Total absence rate	% Non Covid-19 absence	% Covid-19 absence
St. Patrick's, Kilkenny (CHO 5)						#DIV/0	
Medical & Dental							
Nursing & Midwifery							
Health & Social Care Professionals							
Management & Administrative							
General Support							
Patient & Client Care							

October 2021

Sunbeam House Services absence by Staff Category	Certified absence	Self-certified absence	Non Covid-19 absence	Covid-19 absence	Total absence rate	% Non Covid-19 absence	% Covid-19 absence
Sunbeam House Services (CHO 6)	2.9%	0.4%	3.3%	0.8%	4.1%	80.4%	19.6%
Medical & Dental							
Nursing & Midwifery	5.0%	0.2%	5.2%	1.5%	6.7%	77.7%	22.3%
Health & Social Care Professionals	2.8%	0.5%	3.3%	0.7%	4.0%	82.3%	17.7%
Management & Administrative	1.6%	0.0%	1.6%	0.0%	1.6%	100.0%	0.0%
General Support	0.0%	0.0%	0.0%	0.8%	0.8%	0.0%	100.0%
Patient & Client Care	2.9%	0.6%	3.5%	1.0%	4.5%	77.9%	22.1%

Disabilities

Year/ month	Medical & Dental	Nursing & Midwifery	Health & Social Care Professionals	Management & Administrative	General Support	Patient & Client Care	Certified absence	Self-certified absence	Non Covid-19 absence	Covid-19 absence	Total absence rate
2021	3.9%	6.7%	5.2%	3.4%	5.9%	6.7%	4.3%	0.5%	4.8%	1.3%	6.1%
Oct 2021	3.0%	7.7%	5.7%	4.6%	6.6%	7.0%	4.8%	0.5%	5.3%	1.3%	6.6%
Sep 2021	7.7%	6.9%	5.2%	4.2%	5.5%	6.6%	4.6%	0.5%	5.1%	1.0%	6.1%
Aug 2021	10.8%	6.0%	4.8%	4.0%	5.0%	6.6%	4.6%	0.4%	5.0%	0.9%	5.9%
Jul 2021	5.2%	5.8%	4.7%	3.5%	6.2%	6.0%	4.5%	0.4%	4.9%	0.6%	5.5%
Jun 2021	3.2%	5.4%	4.3%	3.0%	5.2%	5.8%	4.4%	0.5%	4.9%	0.6%	5.5%
May 2021	2.5%	5.2%	4.2%	2.3%	4.5%	5.7%	3.9%	0.4%	4.3%	0.7%	5.0%
Apr 2021	2.0%	5.8%	4.5%	2.7%	5.4%	5.5%	3.9%	0.4%	4.3%	0.8%	5.1%
Mar 2021	2.2%	5.7%	4.9%	3.1%	5.3%	6.1%	4.0%	0.5%	4.5%	1.0%	5.5%
Feb 2021	1.3%	7.5%	6.1%	2.9%	6.1%	7.7%	4.4%	0.5%	4.9%	2.0%	6.9%
Jan 2021	0.9%	10.5%	8.1%	3.5%	9.5%	10.5%	4.6%	0.3%	4.9%	4.5%	9.4%
2020	3.1%	7.3%	5.0%	2.9%	6.6%	6.8%	4.5%	0.4%	4.9%	1.4%	6.2%
Dec 2020	2.6%	6.5%	4.1%	3.1%	4.9%	6.2%	4.2%	0.4%	4.6%	1.0%	5.5%
Nov 2020	3.6%	5.7%	3.8%	2.9%	5.5%	5.7%	4.0%	0.3%	4.3%	0.8%	5.1%
Oct 2020	3.8%	7.0%	5.0%	2.6%	6.8%	6.7%	4.2%	0.4%	4.6%	1.5%	6.1%
Sep 2020	3.0%	7.0%	4.7%	2.3%	6.1%	6.2%	4.3%	0.4%	4.6%	1.1%	5.8%
Aug 2020	3.7%	6.3%	4.4%	2.5%	4.8%	5.9%	4.4%	0.3%	4.7%	0.6%	5.3%
Jul 2020	1.1%	6.1%	4.0%	2.1%	5.9%	5.9%	4.4%	0.4%	4.8%	0.5%	5.3%
Jun 2020	0.9%	6.0%	3.7%	1.9%	6.1%	5.5%	4.0%	0.3%	4.3%	0.7%	5.0%
May 2020	2.1%	8.7%	5.6%	2.6%	7.6%	7.9%	4.5%	0.2%	4.7%	2.5%	7.2%
Apr 2020	2.6%	13.6%	8.3%	3.4%	12.8%	12.0%	5.2%	0.4%	5.7%	5.3%	10.9%
Mar 2020	3.1%	9.0%	7.1%	4.7%	7.9%	8.5%	5.1%	0.4%	5.5%	2.6%	8.0%
Feb 2020	4.3%	5.6%	4.4%	3.5%	5.0%	5.3%	4.6%	0.5%	5.0%		5.0%
Jan 2020	4.6%	6.0%	5.0%	3.5%	6.2%	5.9%	5.0%	0.6%	5.6%		5.6%
2019	1.3%	5.6%	4.2%	3.3%	4.8%	5.2%	4.4%	0.5%	4.9%		4.9%
Dec 2019	3.7%	6.0%	4.7%	3.5%	5.4%	4.8%	4.4%	0.5%	4.9%		4.9%
Nov 2019	1.5%	6.1%	3.8%	3.0%	5.0%	5.4%	4.5%	0.5%	5.0%		5.0%
Oct 2019	0.5%	6.0%	4.2%	2.9%	5.3%	5.7%	4.7%	0.5%	5.2%		5.2%
Sep 2019	1.3%	5.6%	4.5%	3.5%	5.3%	5.2%	4.5%	0.5%	4.9%		4.9%
Aug 2019	1.9%	5.7%	4.6%	3.4%	4.5%	5.4%	4.7%	0.4%	5.0%		5.0%
Jul 2019	1.5%	5.3%	4.1%	3.5%	4.8%	5.1%	4.5%	0.3%	4.8%		4.8%
Jun 2019	2.5%	5.4%	3.9%	2.8%	4.1%	5.3%	4.4%	0.4%	4.8%		4.8%

May 2019	3.9%	5.8%	4.3%	2.7%	4.3%	5.2%	4.4%	0.5%	4.9%		4.9%
Apr 2019	0.1%	5.5%	3.9%	3.1%	4.9%	5.2%	4.3%	0.4%	4.7%		4.7%
Mar 2019	0.3%	5.0%	3.7%	3.5%	4.7%	4.9%	4.1%	0.4%	4.5%		4.5%
Feb 2019	1.0%	5.6%	3.9%	3.9%	4.7%	4.9%	4.3%	0.5%	4.7%		4.7%
Jan 2019	0.3%	5.6%	4.5%	4.2%	5.3%	5.5%	4.6%	0.5%	5.2%		5.2%
2018	1.9%	4.6%	4.2%	3.4%	4.2%	4.8%	4.1%	0.4%	4.5%		4.5%

Disabilities

Year/ month	CHO 1	CHO 2	CHO 3	CHO 4	CHO 5	CHO 6	CHO 7	CHO 8	CHO 9	other Comm.	Community Services absence rate	Certified absence	Self-certified absence	Non Covid-19 absence	Covid-19 absence	Total absence rate
2021	8.2%	5.6%	5.3%	6.5%	6.6%	5.7%	6.2%	6.5%	5.4%	0.2%	6.1%	4.3%	0.5%	4.8%	1.3%	6.1%
Oct 2021	8.7%	5.4%	6.4%	8.1%	6.7%	5.2%	6.6%	6.9%	5.9%		6.6%	4.8%	0.5%	5.3%	1.3%	6.62%
Sep 2021	8.3%	4.6%	5.4%	6.9%	6.0%	6.3%	6.3%	6.8%	5.0%	1.9%	6.1%	4.6%	0.5%	5.1%	1.0%	6.12%
Aug 2021	8.9%	4.6%	4.8%	6.0%	6.4%	5.7%	6.2%	6.1%	4.9%		5.9%	4.6%	0.4%	5.0%	0.9%	5.86%
Jul 2021	8.3%	4.4%	4.1%	5.4%	5.1%	6.1%	5.8%	6.3%	4.9%		5.5%	4.5%	0.4%	4.9%	0.6%	5.48%
Jun 2021	7.1%	4.8%	4.5%	5.7%	5.3%	5.0%	5.1%	5.3%	6.8%		5.5%	4.4%	0.5%	4.9%	0.6%	5.48%
May 2021	6.6%	4.6%	4.7%	5.5%	4.8%	4.3%	5.1%	5.0%	4.3%		5.0%	3.9%	0.4%	4.3%	0.7%	4.96%
Apr 2021	6.2%	4.5%	3.9%	5.1%	5.3%	5.0%	5.8%	5.6%	4.6%		5.1%	3.9%	0.4%	4.3%	0.8%	5.13%
Mar 2021	7.1%	6.2%	4.5%	5.4%	6.4%	4.5%	5.5%	5.9%	4.7%		5.5%	4.0%	0.5%	4.5%	1.0%	5.48%
Feb 2021	8.5%	7.6%	5.9%	6.7%	9.0%	6.2%	6.6%	7.7%	5.6%		6.9%	4.4%	0.5%	4.9%	2.0%	6.89%
Jan 2021	12.3%	9.0%	8.8%	10.1%	11.3%	8.9%	9.6%	8.7%	7.8%		9.4%	4.6%	0.3%	4.9%	4.5%	9.40%
2020	7.1%	5.6%	5.2%	6.2%	6.6%	4.7%	7.3%	6.7%	5.8%	0.0%	6.2%	4.5%	0.4%	4.9%	1.4%	6.2%
Dec 2020	7.6%	5.7%	4.7%	5.4%	6.9%	3.8%	6.1%	5.6%	4.5%	0.3%	5.5%	4.2%	0.4%	4.6%	1.0%	5.51%
Nov 2020	7.2%	5.2%	4.9%	5.0%	5.5%	3.5%	5.5%	5.4%	4.1%		5.1%	4.0%	0.3%	4.3%	0.8%	5.09%
Oct 2020	8.6%	5.8%	5.3%	6.5%	5.7%	3.7%	7.2%	6.5%	5.1%		6.1%	4.2%	0.4%	4.6%	1.5%	6.08%
Sep 2020	7.6%	5.3%	5.0%	5.3%	5.7%	4.1%	6.9%	6.1%	5.3%		5.8%	4.3%	0.4%	4.6%	1.1%	5.76%
Aug 2020	7.0%	4.1%	5.6%	5.3%	5.5%	4.0%	5.7%	5.7%	4.8%		5.3%	4.4%	0.3%	4.7%	0.6%	5.32%
Jul 2020	6.1%	4.1%	3.9%	4.6%	6.3%	4.4%	6.1%	6.2%	5.2%		5.3%	4.4%	0.4%	4.8%	0.5%	5.26%
Jun 2020	5.6%	4.3%	4.8%	4.9%	5.4%	3.7%	5.5%	5.4%	4.7%		5.0%	4.0%	0.3%	4.3%	0.7%	5.00%
May 2020	6.2%	6.2%	5.9%	7.7%	6.9%	5.4%	9.2%	8.4%	6.5%		7.2%	4.5%	0.2%	4.7%	2.5%	7.19%
Apr 2020	8.8%	9.0%	6.0%	11.9%	10.2%	10.9%	15.8%	12.1%	9.9%		10.9%	5.2%	0.4%	5.7%	5.3%	10.91%
Mar 2020	9.2%	6.8%	6.8%	8.1%	7.7%	6.0%	9.6%	7.2%	8.5%		8.0%	5.1%	0.4%	5.5%	2.6%	8.01%
Feb 2020	5.5%	5.3%	4.4%	4.9%	6.0%	3.7%	4.9%	5.3%	5.2%		5.0%	4.6%	0.5%	5.0%		5.04%
Jan 2020	6.2%	6.3%	5.1%	5.3%	6.9%	4.0%	5.5%	6.4%	5.2%		5.6%	5.0%	0.6%	5.6%		5.59%
2019	7.2%	4.8%	4.4%	4.9%	5.4%	4.0%	4.6%	5.0%	4.6%		4.9%	4.4%	0.5%	4.9%		4.9%
Dec 2019	7.1%	5.0%	4.0%	5.3%	7.0%	3.0%	4.9%	5.0%	5.0%		4.9%	4.4%	0.5%	4.9%		4.94%
Nov 2019	6.3%	5.5%	4.8%	5.4%	6.4%	3.4%	4.5%	4.9%	4.6%		5.0%	4.5%	0.5%	5.0%		5.01%
Oct 2019	6.3%	5.8%	4.8%	5.6%	5.5%	5.0%	5.1%	5.3%	4.6%		5.2%	4.7%	0.5%	5.2%		5.24%
Sep 2019	6.4%	4.9%	4.2%	5.2%	5.5%	4.2%	4.4%	4.9%	4.8%		4.9%	4.5%	0.5%	4.9%		4.93%
Aug 2019	8.1%	5.0%	4.4%	4.7%	5.0%	5.0%	4.3%	5.5%	4.7%		5.0%	4.7%	0.4%	5.0%		5.04%
Jul 2019	7.6%	3.9%	4.3%	4.7%	4.9%	4.2%	4.2%	5.3%	4.5%		4.8%	4.5%	0.3%	4.8%		4.78%
Jun 2019	7.1%	4.1%	4.5%	4.4%	4.7%	4.3%	5.1%	5.0%	4.4%		4.8%	4.4%	0.4%	4.8%		4.82%
May 2019	6.9%	4.4%	4.2%	4.5%	5.2%	4.3%	5.1%	5.2%	4.4%		4.9%	4.4%	0.5%	4.9%		4.89%
Apr 2019	6.7%	4.7%	4.6%	4.7%	5.5%	4.4%	4.4%	4.3%	4.0%		4.7%	4.3%	0.4%	4.7%		4.69%
Mar 2019	7.4%	4.4%	4.1%	4.2%	4.6%	3.4%	4.3%	4.9%	4.0%		4.5%	4.1%	0.4%	4.5%		4.54%
Feb 2019	7.9%	4.5%	4.4%	4.5%	4.9%	3.5%	4.2%	4.5%	4.8%		4.7%	4.3%	0.5%	4.7%		4.73%
Jan 2019	8.3%	4.8%	4.7%	5.4%	5.2%	3.8%	4.7%	5.2%	4.9%		5.2%	4.6%	0.5%	5.2%		5.18%

