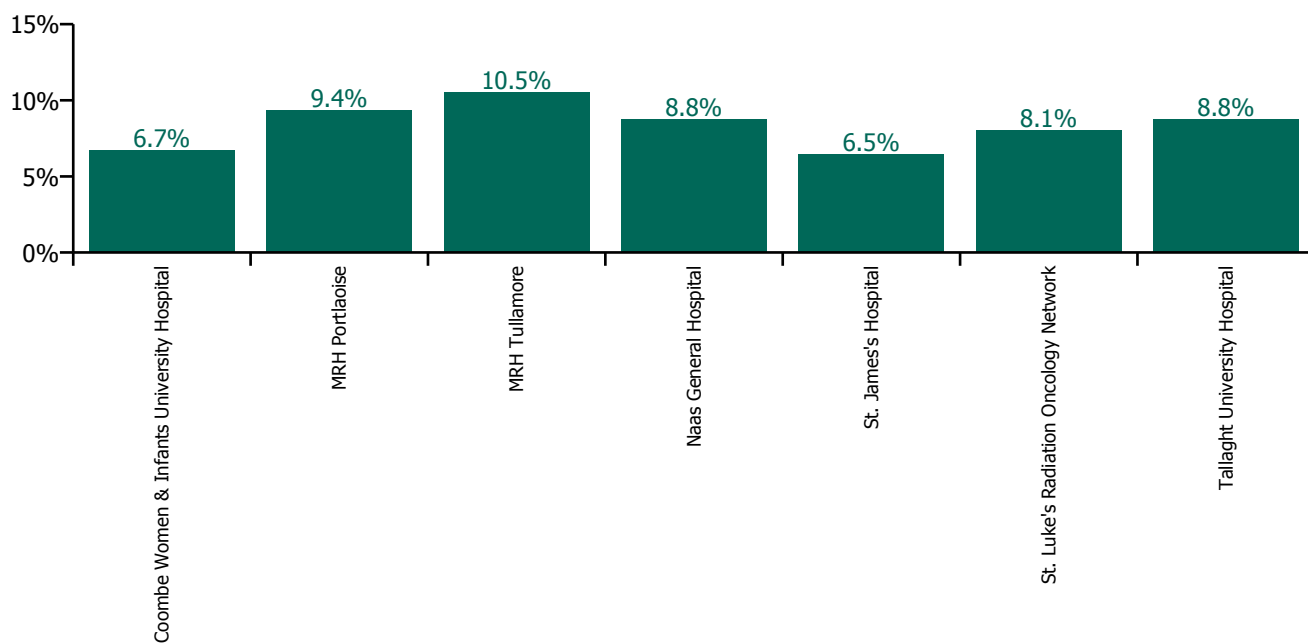


## February 2022

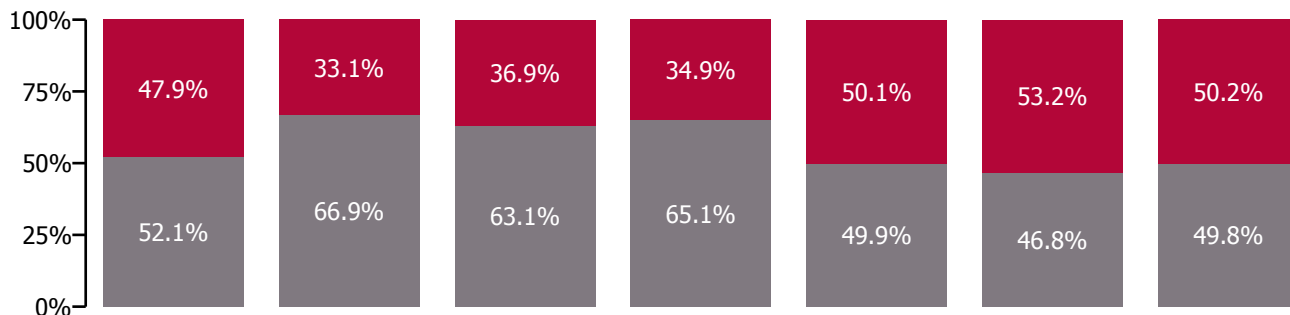
Health Service Absence Rate - by Staff Category: Feb 2022	Certified absence	Self-certified absence	Non Covid-19 absence	Covid-19 absence	Total absence rate	% Non Covid-19 absence	% Covid-19 absence
<b>Dublin Midlands Hospital Group</b>	<b>3.7%</b>	<b>0.5%</b>	<b>4.2%</b>	<b>3.6%</b>	<b>7.8%</b>	<b>53.9%</b>	<b>46.1%</b>
Medical & Dental	1.2%	0.1%	1.3%	1.7%	3.0%	43.5%	56.5%
Nursing & Midwifery	3.7%	0.8%	4.6%	4.6%	9.2%	49.7%	50.3%
Health & Social Care Professionals	2.8%	0.3%	3.1%	4.1%	7.2%	43.1%	56.9%
Management & Administrative	4.2%	0.4%	4.5%	2.5%	7.0%	64.7%	35.3%
General Support	5.9%	0.5%	6.4%	2.9%	9.3%	69.1%	30.9%
Patient & Client Care	5.5%	0.7%	6.2%	3.9%	10.1%	61.4%	38.6%

Health Service Absence Rate - by Hospital: Feb 2022	Certified absence	Self-certified absence	Non Covid-19 absence	Covid-19 absence	Total absence rate	% Non Covid-19 absence	% Covid-19 absence
<b>Dublin Midlands Hospital Group</b>	<b>3.7%</b>	<b>0.5%</b>	<b>4.2%</b>	<b>3.6%</b>	<b>7.8%</b>	<b>53.9%</b>	<b>46.1%</b>
Coombe Women & Infants University Hospital	2.7%	0.8%	3.5%	3.2%	6.7%	52.1%	47.9%
MRH Portlaoise	5.5%	0.7%	6.3%	3.1%	9.4%	66.9%	33.1%
MRH Tullamore	6.2%	0.5%	6.7%	3.9%	10.5%	63.1%	36.9%
Naas General Hospital	5.2%	0.6%	5.7%	3.1%	8.8%	65.1%	34.9%
St. James's Hospital	2.7%	0.6%	3.2%	3.2%	6.5%	49.9%	50.1%
St. Luke's Radiation Oncology Network	3.5%	0.3%	3.8%	4.3%	8.1%	46.8%	53.2%
Tallaght University Hospital	3.9%	0.4%	4.4%	4.4%	8.8%	49.8%	50.2%

Total absence rate

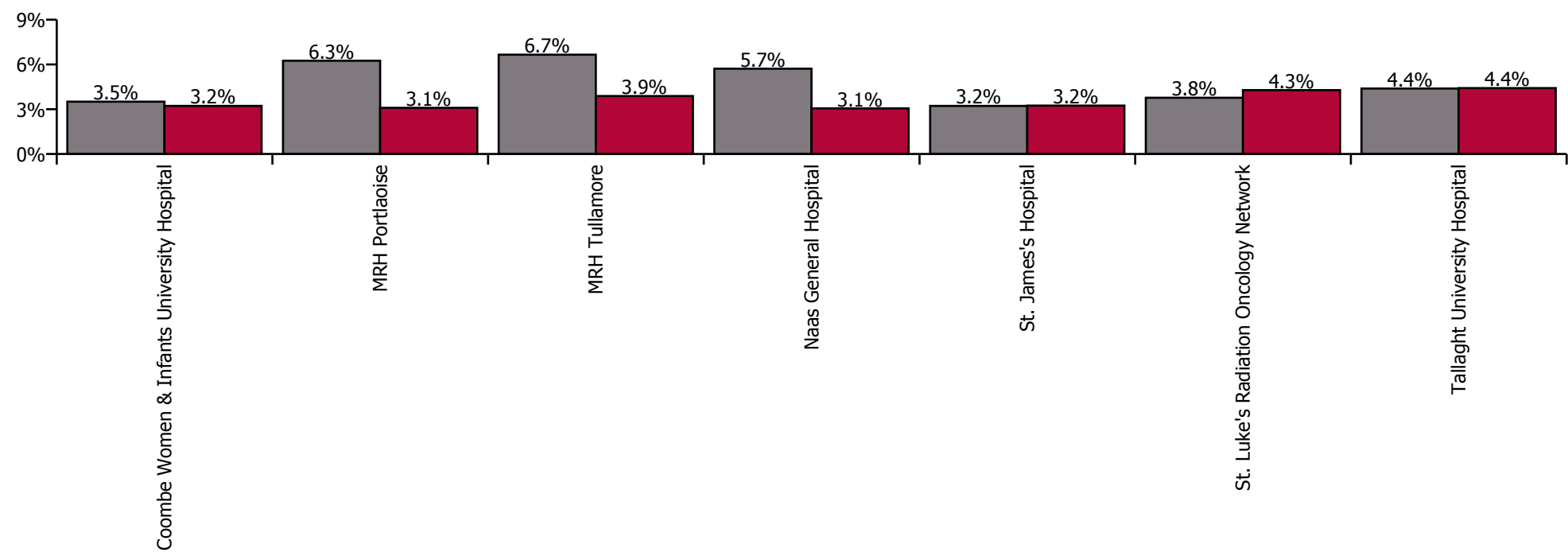


% of Absence Non Covid-19 / Covid-19



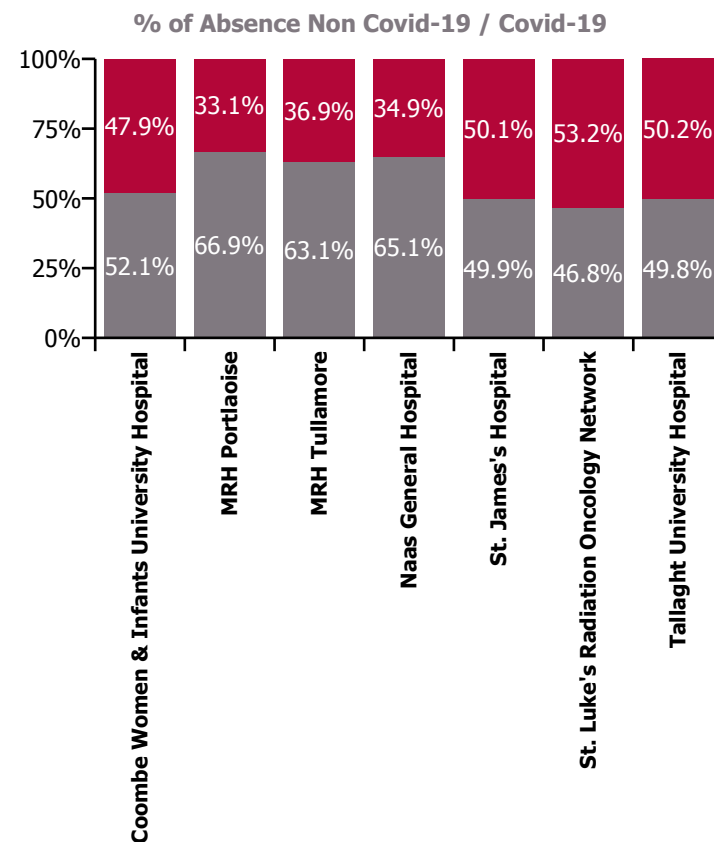
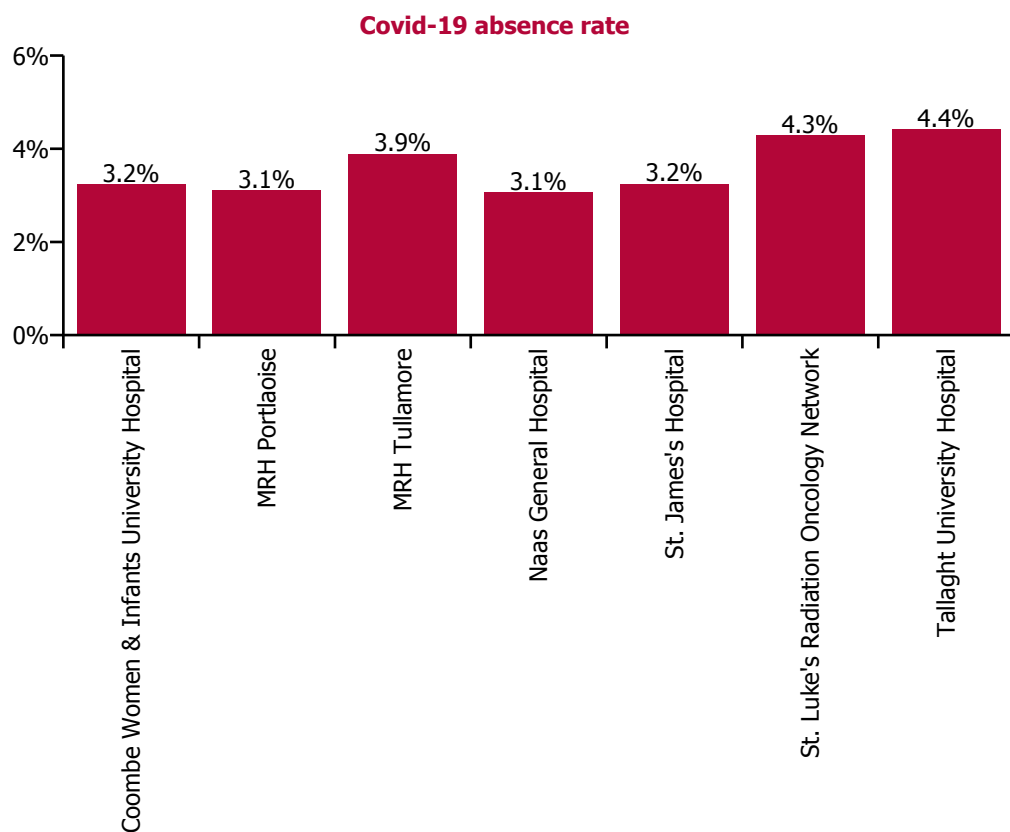
February 2022

Health Service Absence Rate by Hospital: Feb 2022	Medical & Dental	Nursing & Midwifery	Health & Social Care Professionals	Management & Administrative	General Support	Patient & Client Care	Certified absence	Self-certified absence	Non Covid-19 absence	Covid-19 absence	Total absence rate
Dublin Midlands Hospital Group	3.0%	9.2%	7.2%	7.0%	9.3%	10.1%	3.7%	0.5%	4.2%	3.6%	7.8%
Coombe Women & Infants University Hospital	2.6%	9.1%	2.4%	5.2%	7.6%	5.2%	2.7%	0.8%	3.5%	3.2%	6.7%
MRH Portlaoise	4.3%	10.2%	7.0%	9.3%	16.4%	10.4%	5.5%	0.7%	6.3%	3.1%	9.4%
MRH Tullamore	4.5%	12.1%	13.8%	5.4%	10.7%	12.1%	6.2%	0.5%	6.7%	3.9%	10.5%
Naas General Hospital	4.3%	8.9%	6.9%	9.0%	7.6%	13.1%	5.2%	0.6%	5.7%	3.1%	8.8%
St. James's Hospital	1.5%	8.3%	5.2%	5.6%	8.8%	8.4%	2.7%	0.6%	3.2%	3.2%	6.5%
St. Luke's Radiation Oncology Network	2.9%	12.8%	5.9%	7.9%	13.8%	9.9%	3.5%	0.3%	3.8%	4.3%	8.1%
Tallaght University Hospital	4.7%	9.0%	10.8%	9.0%	9.2%	10.7%	3.9%	0.4%	4.4%	4.4%	8.8%



## February 2022

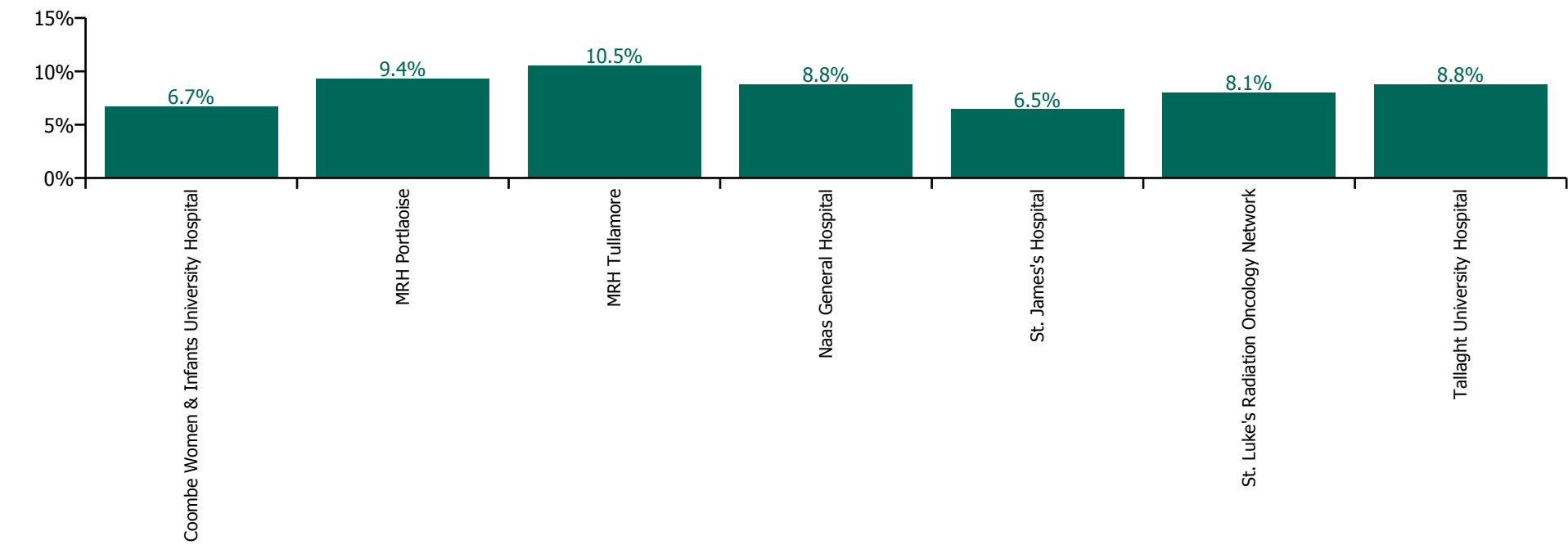
Health Service Covid-19 Absence Rate - by Staff Category & Hospital: Feb 2022	Medical & Dental	Nursing & Midwifery	Health & Social Care Professionals	Management & Administrative	General Support	Patient & Client Care	Covid-19 absence	Non Covid-19 absence	Total absence rate
<b>Dublin Midlands Hospital Group</b>	<b>1.7%</b>	<b>4.6%</b>	<b>4.1%</b>	<b>7.0%</b>	<b>2.9%</b>	<b>3.9%</b>	<b>3.6%</b>	<b>4.2%</b>	<b>7.8%</b>
Coombe Women & Infants University Hospital	0.9%	5.6%	1.4%	5.2%	2.1%	1.0%	3.2%	3.5%	6.7%
MRH Portlaoise	2.2%	3.4%	4.2%	9.3%	0.0%	3.4%	3.1%	6.3%	9.4%
MRH Tullamore	1.0%	5.0%	4.5%	5.4%	6.0%	4.0%	3.9%	6.7%	10.5%
Naas General Hospital	3.4%	2.8%	2.6%	9.0%	3.0%	3.3%	3.1%	5.7%	8.8%
St. James's Hospital	0.9%	4.4%	3.7%	5.6%	2.6%	3.9%	3.2%	3.2%	6.5%
St. Luke's Radiation Oncology Network	2.9%	6.5%	3.4%	7.9%	4.7%	7.3%	4.3%	3.8%	8.1%
Tallaght University Hospital	3.0%	5.1%	6.3%	9.0%	3.0%	5.2%	4.4%	4.4%	8.8%



February 2022

Health Service Absence Rate - by Ho[pital & Staff Category: Feb 2022	Medical & Dental	Nursing & Midwifery	Health & Social Care Professionals	Management & Administrative	General Support	Patient & Client Care	Certified absence	Self-certified absence	Non Covid-19 absence	Covid-19 absence	Total absence rate
Dublin Midlands Hospital Group	3.0%	9.2%	7.2%	7.0%	9.3%	10.1%	3.7%	0.5%	4.2%	3.6%	7.8%
Coombe Women & Infants University Hospital	2.6%	9.1%	2.4%	5.2%	7.6%	5.2%	2.7%	0.8%	3.5%	3.2%	6.7%
MRH Portlaoise	4.3%	10.2%	7.0%	9.3%	16.4%	10.4%	5.5%	0.7%	6.3%	3.1%	9.4%
MRH Tullamore	4.5%	12.1%	13.8%	5.4%	10.7%	12.1%	6.2%	0.5%	6.7%	3.9%	10.5%
Naas General Hospital	4.3%	8.9%	6.9%	9.0%	7.6%	13.1%	5.2%	0.6%	5.7%	3.1%	8.8%
St. James's Hospital	1.5%	8.3%	5.2%	5.6%	8.8%	8.4%	2.7%	0.6%	3.2%	3.2%	6.5%
St. Luke's Radiation Oncology Network	2.9%	12.8%	5.9%	7.9%	13.8%	9.9%	3.5%	0.3%	3.8%	4.3%	8.1%
Tallaght University Hospital	4.7%	9.0%	10.8%	9.0%	9.2%	10.7%	3.9%	0.4%	4.4%	4.4%	8.8%

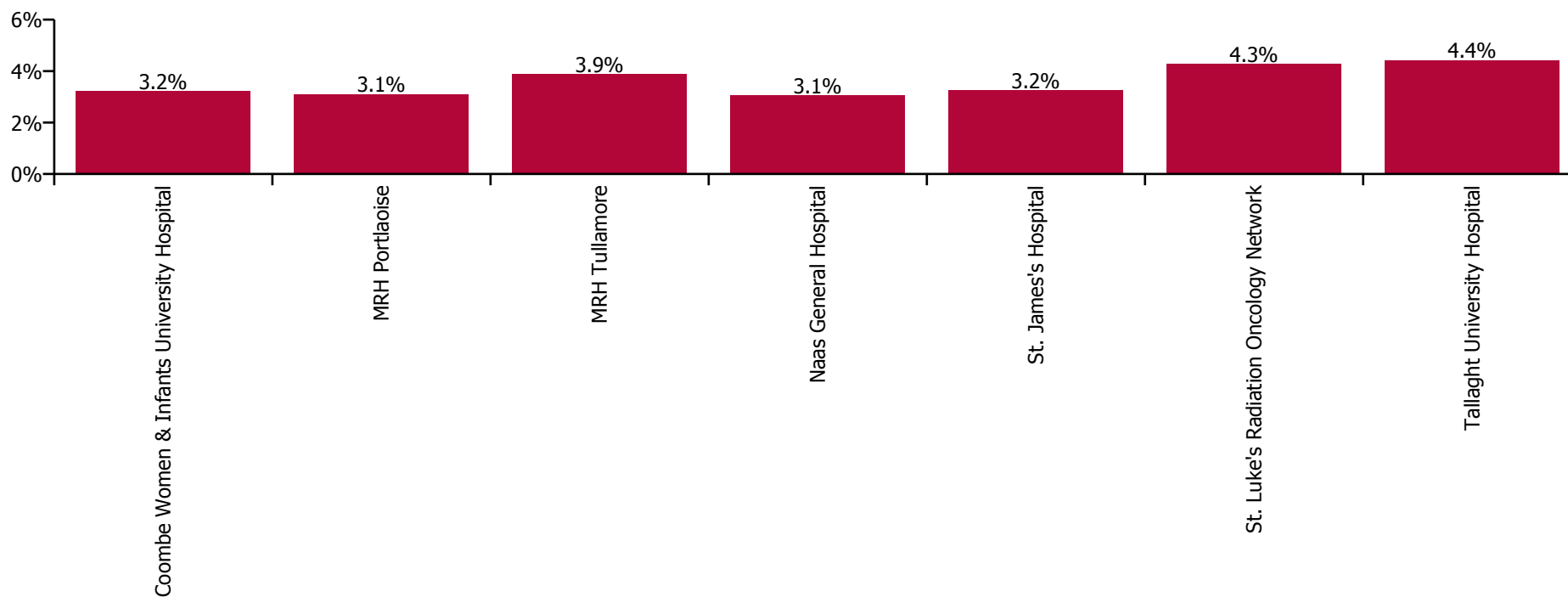
Total absence rate



## February 2022

Health Service Covid-19 Absence Rate - by Staff Category & Hospital: Feb 2022	Medical & Dental	Nursing & Midwifery	Health & Social Care Professionals	Management & Administrative	General Support	Patient & Client Care	Covid-19 absence	Non Covid-19 absence	Total absence rate
<b>Dublin Midlands Hospital Group</b>	<b>1.7%</b>	<b>4.6%</b>	<b>4.1%</b>	<b>7.0%</b>	<b>2.9%</b>	<b>3.9%</b>	<b>3.6%</b>	<b>4.2%</b>	<b>7.8%</b>
Coombe Women & Infants University Hospital	0.9%	5.6%	1.4%	5.2%	2.1%	1.0%	3.2%	3.5%	6.7%
MRH Portlaoise	2.2%	3.4%	4.2%	9.3%	0.0%	3.4%	3.1%	6.3%	9.4%
MRH Tullamore	1.0%	5.0%	4.5%	5.4%	6.0%	4.0%	3.9%	6.7%	10.5%
Naas General Hospital	3.4%	2.8%	2.6%	9.0%	3.0%	3.3%	3.1%	5.7%	8.8%
St. James's Hospital	0.9%	4.4%	3.7%	5.6%	2.6%	3.9%	3.2%	3.2%	6.5%
St. Luke's Radiation Oncology Network	2.9%	6.5%	3.4%	7.9%	4.7%	7.3%	4.3%	3.8%	8.1%
Tallaght University Hospital	3.0%	5.1%	6.3%	9.0%	3.0%	5.2%	4.4%	4.4%	8.8%

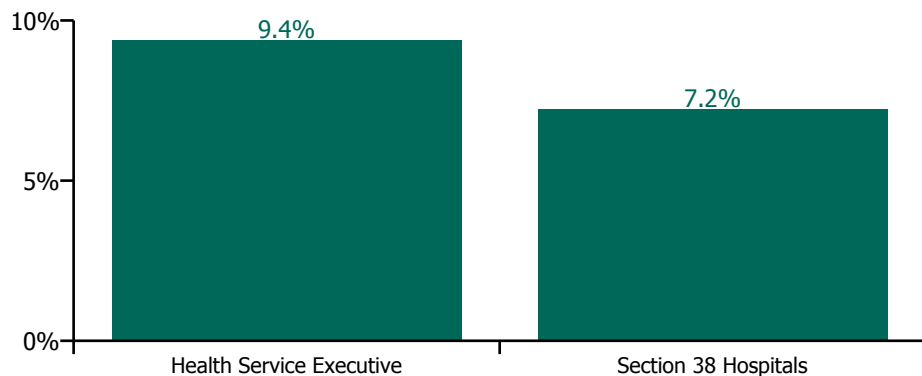
Covid-19 absence rate



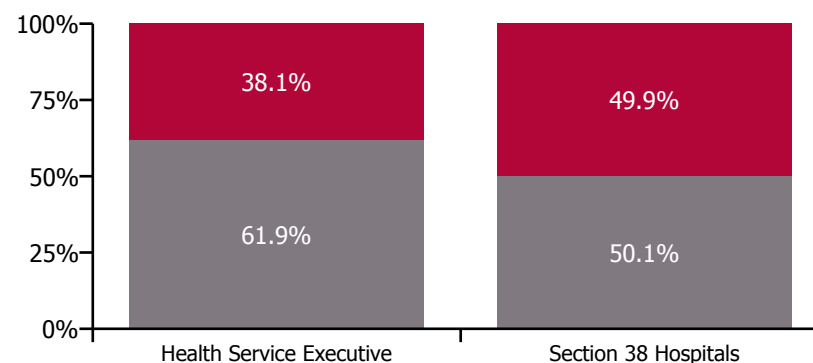
## February 2022

Health Service Absence Rate - by Admin & Hospital: Feb 2022	Medical & Dental	Nursing & Midwifery	Health & Social Care Professionals	Management & Administrative	General Support	Patient & Client Care	Certified absence	Self-certified absence	Non Covid-19 absence	Covid-19 absence	Total absence rate
<b>Dublin Midlands Hospital Group</b>	<b>3.0%</b>	<b>9.2%</b>	<b>7.2%</b>	<b>7.0%</b>	<b>9.3%</b>	<b>10.1%</b>	<b>3.7%</b>	<b>0.5%</b>	<b>4.2%</b>	<b>3.6%</b>	<b>7.8%</b>
<b>Health Service Executive</b>	<b>4.1%</b>	<b>10.8%</b>	<b>8.3%</b>	<b>7.8%</b>	<b>12.1%</b>	<b>11.8%</b>	<b>5.3%</b>	<b>0.5%</b>	<b>5.8%</b>	<b>3.6%</b>	<b>9.4%</b>
MRH Portlaoise	4.3%	10.2%	7.0%	9.3%	16.4%	10.4%	5.5%	0.7%	6.3%	3.1%	9.4%
MRH Tullamore	4.5%	12.1%	13.8%	5.4%	10.7%	12.1%	6.2%	0.5%	6.7%	3.9%	10.5%
Naas General Hospital	4.3%	8.9%	6.9%	9.0%	7.6%	13.1%	5.2%	0.6%	5.7%	3.1%	8.8%
St. Luke's Radiation Oncology Network	2.9%	12.8%	5.9%	7.9%	13.8%	9.9%	3.5%	0.3%	3.8%	4.3%	8.1%
<b>Section 38 Hospitals</b>	<b>2.6%</b>	<b>8.6%</b>	<b>6.7%</b>	<b>6.7%</b>	<b>8.7%</b>	<b>8.7%</b>	<b>3.1%</b>	<b>0.6%</b>	<b>3.6%</b>	<b>3.6%</b>	<b>7.2%</b>
Coombe Women & Infants University Hospital	2.6%	9.1%	2.4%	5.2%	7.6%	5.2%	2.7%	0.8%	3.5%	3.2%	6.7%
St. James's Hospital	1.5%	8.3%	5.2%	5.6%	8.8%	8.4%	2.7%	0.6%	3.2%	3.2%	6.5%
Tallaght University Hospital	4.7%	9.0%	10.8%	9.0%	9.2%	10.7%	3.9%	0.4%	4.4%	4.4%	8.8%

**Total absence rate**



**Non Covid-19 & Covid-19 Absence**



## February 2022

Coombe Women & Infants University Hospital absence by Staff Category	Certified absence	Self-certified absence	Non Covid-19 absence	Covid-19 absence	Total absence rate	% Non Covid-19 absence	% Covid-19 absence
<b>Coombe Women &amp; Infants University Hospital</b>	<b>2.7%</b>	<b>0.8%</b>	<b>3.5%</b>	<b>3.2%</b>	<b>6.7%</b>	<b>52.1%</b>	<b>47.9%</b>
Medical & Dental	1.2%	0.4%	1.7%	0.9%	2.6%	64.2%	35.8%
Nursing & Midwifery	2.2%	1.3%	3.4%	5.6%	9.1%	37.8%	62.2%
Health & Social Care Professionals	0.5%	0.5%	1.0%	1.4%	2.4%	40.2%	59.8%
Management & Administrative	3.8%	0.4%	4.2%	1.0%	5.2%	80.7%	19.3%
General Support	4.7%	0.8%	5.5%	2.1%	7.6%	71.9%	28.1%
Patient & Client Care	3.8%	0.4%	4.2%	1.0%	5.2%	80.7%	19.3%

## February 2022

MRH Portlaoise absence by Staff Category	Certified absence	Self-certified absence	Non Covid-19 absence	Covid-19 absence	Total absence rate	% Non Covid-19 absence	% Covid-19 absence
<b>MRH Portlaoise</b>	<b>5.5%</b>	<b>0.7%</b>	<b>6.3%</b>	<b>3.1%</b>	<b>9.4%</b>	<b>66.9%</b>	<b>33.1%</b>
Medical & Dental	1.4%	0.7%	2.2%	2.2%	4.3%	49.8%	50.2%
Nursing & Midwifery	6.0%	0.8%	6.8%	3.4%	10.2%	67.1%	32.9%
Health & Social Care Professionals	2.4%	0.4%	2.8%	4.2%	7.0%	40.2%	59.8%
Management & Administrative	5.5%	0.9%	6.4%	2.9%	9.3%	68.6%	31.4%
General Support	16.4%	0.0%	16.4%	0.0%	16.4%	100.0%	0.0%
Patient & Client Care	6.3%	0.8%	7.0%	3.4%	10.4%	67.4%	32.6%

## February 2022

MRH Tullamore absence by Staff Category	Certified absence	Self-certified absence	Non Covid-19 absence	Covid-19 absence	Total absence rate	% Non Covid-19 absence	% Covid-19 absence
<b>MRH Tullamore</b>	<b>6.2%</b>	<b>0.5%</b>	<b>6.7%</b>	<b>3.9%</b>	<b>10.5%</b>	<b>63.1%</b>	<b>36.9%</b>
Medical & Dental	3.3%	0.1%	3.5%	1.0%	4.5%	76.9%	23.1%
Nursing & Midwifery	6.4%	0.8%	7.2%	5.0%	12.1%	59.0%	41.0%
Health & Social Care Professionals	8.8%	0.5%	9.3%	4.5%	13.8%	67.4%	32.6%
Management & Administrative	3.2%	0.3%	3.5%	1.9%	5.4%	64.4%	35.6%
General Support	4.6%	0.1%	4.7%	6.0%	10.7%	43.7%	56.3%
Patient & Client Care	7.8%	0.4%	8.2%	4.0%	12.1%	67.4%	32.6%

## February 2022

Naas General Hospital absence by Staff Category	Certified absence	Self-certified absence	Non Covid-19 absence	Covid-19 absence	Total absence rate	% Non Covid-19 absence	% Covid-19 absence
<b>Naas General Hospital</b>	<b>5.2%</b>	<b>0.6%</b>	<b>5.7%</b>	<b>3.1%</b>	<b>8.8%</b>	<b>65.1%</b>	<b>34.9%</b>
Medical & Dental	0.6%	0.2%	0.8%	3.4%	4.3%	19.3%	80.7%
Nursing & Midwifery	5.2%	0.8%	6.1%	2.8%	8.9%	68.4%	31.6%
Health & Social Care Professionals	3.9%	0.4%	4.3%	2.6%	6.9%	62.4%	37.6%
Management & Administrative	5.3%	0.0%	5.3%	3.7%	9.0%	59.2%	40.8%
General Support	4.3%	0.3%	4.6%	3.0%	7.6%	60.7%	39.3%
Patient & Client Care	9.0%	0.8%	9.8%	3.3%	13.1%	75.1%	24.9%

## February 2022

St. James's Hospital absence by Staff Category	Certified absence	Self-certified absence	Non Covid-19 absence	Covid-19 absence	Total absence rate	% Non Covid-19 absence	% Covid-19 absence
<b>St. James's Hospital</b>	<b>2.7%</b>	<b>0.6%</b>	<b>3.2%</b>	<b>3.2%</b>	<b>6.5%</b>	<b>49.9%</b>	<b>50.1%</b>
Medical & Dental	0.6%	0.0%	0.6%	0.9%	1.5%	41.6%	58.4%
Nursing & Midwifery	3.0%	0.9%	3.9%	4.4%	8.3%	47.2%	52.8%
Health & Social Care Professionals	1.3%	0.2%	1.5%	3.7%	5.2%	29.3%	70.7%
Management & Administrative	3.2%	0.3%	3.5%	2.1%	5.6%	62.5%	37.5%
General Support	5.7%	0.5%	6.2%	2.6%	8.8%	70.2%	29.8%
Patient & Client Care	3.5%	0.9%	4.5%	3.9%	8.4%	53.5%	46.5%

## February 2022

St. Luke's Radiation Oncology Network absence by Staff Category	Certified absence	Self-certified absence	Non Covid-19 absence	Covid-19 absence	Total absence rate	% Non Covid-19 absence	% Covid-19 absence
<b>St. Luke's Radiation Oncology Network</b>	<b>3.5%</b>	<b>0.3%</b>	<b>3.8%</b>	<b>4.3%</b>	<b>8.1%</b>	<b>46.8%</b>	<b>53.2%</b>
Medical & Dental	0.0%	0.0%	0.0%	2.9%	2.9%	0.0%	100.0%
Nursing & Midwifery	6.0%	0.3%	6.3%	6.5%	12.8%	49.3%	50.7%
Health & Social Care Professionals	2.2%	0.3%	2.6%	3.4%	5.9%	43.2%	56.8%
Management & Administrative	3.2%	0.3%	3.5%	4.4%	7.9%	44.9%	55.1%
General Support	8.7%	0.4%	9.1%	4.7%	13.8%	66.2%	33.8%
Patient & Client Care	2.6%	0.0%	2.6%	7.3%	9.9%	26.4%	73.6%

## February 2022

Tallaght University Hospital absence by Staff Category	Certified absence	Self-certified absence	Non Covid-19 absence	Covid-19 absence	Total absence rate	% Non Covid-19 absence	% Covid-19 absence
<b>Tallaght University Hospital</b>	<b>3.9%</b>	<b>0.4%</b>	<b>4.4%</b>	<b>4.4%</b>	<b>8.8%</b>	<b>49.8%</b>	<b>50.2%</b>
Medical & Dental	1.6%	0.1%	1.7%	3.0%	4.7%	37.0%	63.0%
Nursing & Midwifery	3.4%	0.6%	4.0%	5.1%	9.0%	43.8%	56.2%
Health & Social Care Professionals	4.2%	0.3%	4.5%	6.3%	10.8%	41.7%	58.3%
Management & Administrative	5.6%	0.5%	6.1%	2.9%	9.0%	67.7%	32.3%
General Support	5.7%	0.6%	6.3%	3.0%	9.2%	67.8%	32.2%
Patient & Client Care	5.2%	0.3%	5.4%	5.2%	10.7%	51.0%	49.0%



## Dublin Midlands Hospital Group

Year/ month	Medical & Dental	Nursing & Midwifery	Health & Social Care Professionals	Management & Administrative	General Support	Patient & Client Care	Certified absence	Self-certified absence	Non Covid-19 absence	Covid-19 absence	Total absence rate
<b>2022</b>	<b>2.6%</b>	<b>9.4%</b>	<b>7.1%</b>	<b>8.0%</b>	<b>9.6%</b>	<b>11.4%</b>	<b>3.5%</b>	<b>0.5%</b>	<b>4.0%</b>	<b>4.2%</b>	<b>8.2%</b>
Feb 2022	3.0%	9.2%	7.2%	7.0%	9.3%	10.1%	3.7%	0.5%	4.2%	3.6%	7.8%
Jan 2022	2.2%	9.6%	7.1%	9.0%	9.9%	12.6%	3.3%	0.4%	3.8%	4.7%	8.5%
<b>2021</b>	<b>1.4%</b>	<b>6.8%</b>	<b>4.8%</b>	<b>5.7%</b>	<b>7.6%</b>	<b>9.5%</b>	<b>3.6%</b>	<b>0.6%</b>	<b>4.2%</b>	<b>1.8%</b>	<b>6.0%</b>
Dec 2021	2.4%	8.4%	7.4%	8.3%	8.5%	12.2%	4.6%	0.6%	5.2%	2.6%	7.8%
Nov 2021	2.0%	8.1%	6.8%	8.0%	10.6%	10.7%	4.1%	0.9%	5.0%	2.5%	7.5%
Oct 2021	1.7%	7.1%	5.8%	6.6%	7.6%	9.8%	4.0%	0.7%	4.7%	1.8%	6.5%
Sep 2021	1.6%	6.5%	4.3%	5.1%	6.8%	9.4%	3.7%	0.6%	4.3%	1.3%	5.6%
Aug 2021	1.2%	6.4%	4.2%	5.5%	6.3%	9.0%	3.7%	0.5%	4.2%	1.3%	5.5%
Jul 2021	0.8%	5.9%	3.9%	4.3%	5.4%	7.8%	3.4%	0.5%	3.9%	0.9%	4.8%
Jun 2021	0.7%	5.7%	3.6%	3.7%	5.3%	8.0%	3.5%	0.5%	3.9%	0.7%	4.7%
May 2021	0.5%	5.1%	3.3%	4.4%	5.2%	6.9%	3.0%	0.5%	3.5%	0.8%	4.3%
Apr 2021	0.8%	5.6%	3.3%	3.9%	6.1%	8.1%	3.2%	0.4%	3.6%	1.0%	4.7%
Mar 2021	0.7%	5.6%	3.7%	4.2%	8.1%	8.2%	3.3%	0.4%	3.7%	1.3%	4.9%
Feb 2021	1.6%	7.1%	4.5%	6.0%	10.0%	10.8%	3.4%	0.5%	3.9%	2.5%	6.4%
Jan 2021	3.0%	10.1%	6.5%	7.8%	12.2%	12.6%	3.5%	0.6%	4.1%	4.7%	8.8%
<b>2020</b>	<b>2.2%</b>	<b>7.5%</b>	<b>4.6%</b>	<b>5.8%</b>	<b>8.3%</b>	<b>10.0%</b>	<b>3.7%</b>	<b>0.5%</b>	<b>4.2%</b>	<b>2.3%</b>	<b>6.4%</b>
Dec 2020	1.8%	7.1%	4.6%	5.5%	8.2%	9.5%	3.5%	0.6%	4.1%	2.0%	6.1%
Nov 2020	1.9%	7.6%	4.6%	5.5%	7.8%	11.1%	3.6%	0.5%	4.0%	2.4%	6.4%
Oct 2020	2.0%	7.1%	5.1%	6.0%	9.5%	9.8%	3.8%	0.5%	4.3%	2.2%	6.4%
Sep 2020	1.3%	7.3%	5.3%	6.0%	9.1%	9.1%	3.9%	0.5%	4.4%	1.9%	6.3%
Aug 2020	1.3%	5.3%	4.1%	5.5%	7.4%	8.0%	3.6%	0.5%	4.1%	0.9%	5.1%
Jul 2020	0.9%	5.3%	3.5%	4.5%	6.9%	8.0%	3.4%	0.5%	3.9%	0.8%	4.7%
Jun 2020	1.1%	5.6%	2.8%	4.3%	6.7%	8.1%	3.1%	0.4%	3.5%	1.1%	4.7%
May 2020	2.3%	9.5%	4.3%	5.4%	8.9%	12.0%	3.5%	0.3%	3.8%	3.7%	7.5%
Apr 2020	6.4%	15.6%	6.8%	9.2%	11.8%	18.2%	4.1%	0.3%	4.4%	7.7%	12.1%
Mar 2020	4.7%	9.6%	6.5%	7.3%	9.3%	11.0%	3.7%	0.5%	4.2%	4.0%	8.3%
Feb 2020	1.2%	4.3%	3.6%	4.8%	6.7%	6.5%	3.7%	0.6%	4.3%		4.3%
Jan 2020	1.1%	4.7%	3.9%	5.6%	7.6%	7.4%	4.1%	0.7%	4.8%		4.8%
<b>2019</b>	<b>1.0%</b>	<b>4.5%</b>	<b>3.4%</b>	<b>4.4%</b>	<b>6.5%</b>	<b>6.6%</b>	<b>3.6%</b>	<b>0.6%</b>	<b>4.3%</b>		<b>4.3%</b>
Dec 2019	1.1%	4.9%	4.1%	5.3%	7.9%	7.1%	4.1%	0.8%	4.9%		4.9%

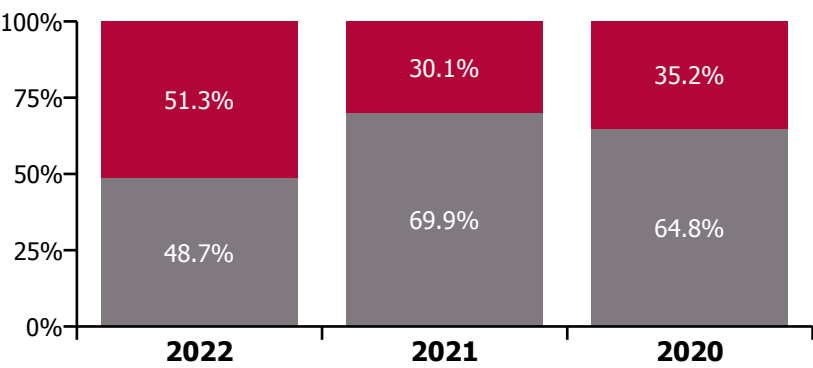
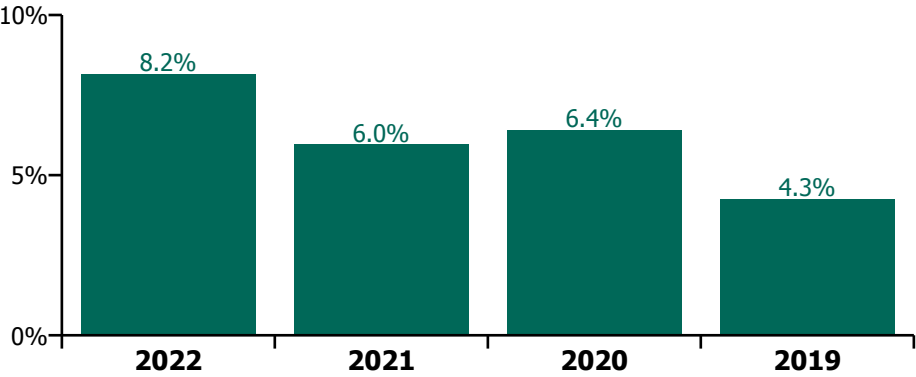
Nov 2019	1.0%	4.7%	4.0%	4.7%	6.6%	6.4%	3.9%	0.6%	4.4%		4.4%
Oct 2019	0.7%	4.3%	3.3%	4.8%	6.5%	7.1%	3.7%	0.6%	4.2%		4.2%
Sep 2019	1.0%	4.3%	2.7%	4.7%	6.1%	6.1%	3.5%	0.6%	4.0%		4.0%
Aug 2019	1.3%	4.5%	3.0%	4.3%	6.1%	6.3%	3.7%	0.5%	4.2%		4.2%
Jul 2019	0.9%	4.3%	3.0%	4.1%	5.8%	5.9%	3.5%	0.5%	3.9%		3.9%
Jun 2019	1.0%	4.0%	3.0%	4.2%	6.1%	7.2%	3.4%	0.7%	4.0%		4.0%
May 2019	1.0%	4.0%	3.4%	3.9%	5.6%	6.2%	3.4%	0.5%	3.9%		3.9%
Apr 2019	1.1%	4.4%	3.7%	3.9%	6.0%	7.1%	3.7%	0.5%	4.2%		4.2%
Mar 2019	0.9%	4.0%	3.7%	3.7%	7.0%	5.3%	3.3%	0.6%	3.9%		3.9%
Feb 2019	1.3%	5.5%	3.5%	4.7%	5.9%	7.0%	3.8%	0.9%	4.7%		4.7%
Jan 2019	1.0%	5.1%	3.6%	4.5%	8.0%	7.1%	4.0%	0.7%	4.7%		4.7%

Dublin Midlands Hospital Group

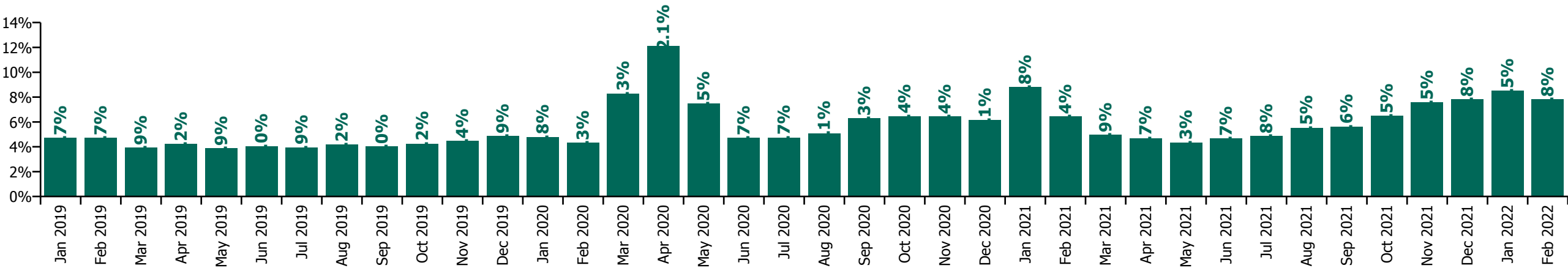
Year/ month	Coombe Women & Infants University Hospital	MRH Portlaoise	MRH Tullamore	Naas General Hospital	St. James's Hospital	St. Luke's Radiation Oncology Network	Tallaght University Hospital	Acute Services absence rate	Certified absence	Self-certified absence	Non Covid-19 absence	Covid-19 absence	Total absence rate
2022	4.6%	10.2%	11.4%	9.4%	7.3%	7.0%	9.2%	8.2%	3.5%	0.5%	4.0%	4.2%	8.2%
Feb 2022	6.7%	9.4%	10.5%	8.8%	6.5%	8.1%	8.8%	7.8%	3.7%	0.5%	4.2%	3.6%	7.81%
Jan 2022	2.3%	11.0%	12.1%	10.0%	8.1%	5.9%	9.5%	8.5%	3.3%	0.4%	3.8%	4.7%	8.50%
2021	6.3%	8.1%	8.9%	7.9%	4.4%	5.4%	6.7%	6.0%	3.6%	0.6%	4.2%	1.8%	6.0%
Dec 2021	6.0%	9.1%	10.8%	8.8%	5.1%	6.8%	11.7%	7.8%	4.6%	0.6%	5.2%	2.6%	7.79%
Nov 2021	9.6%	8.9%	10.8%	9.4%	5.6%	7.5%	8.2%	7.5%	4.1%	0.9%	5.0%	2.5%	7.55%
Oct 2021	6.6%	7.8%	10.0%	8.5%	4.8%	5.5%	7.6%	6.5%	4.0%	0.7%	4.7%	1.8%	6.48%
Sep 2021	6.0%	6.6%	8.9%	6.9%	4.2%	4.9%	6.2%	5.6%	3.7%	0.6%	4.3%	1.3%	5.60%
Aug 2021	5.9%	7.1%	8.1%	5.6%	4.3%	6.5%	6.1%	5.5%	3.7%	0.5%	4.2%	1.3%	5.51%
Jul 2021	4.6%	6.6%	7.6%	6.6%	3.8%	3.0%	5.3%	4.8%	3.4%	0.5%	3.9%	0.9%	4.84%
Jun 2021	5.5%	6.7%	7.7%	7.1%	3.3%	4.0%	4.6%	4.7%	3.5%	0.5%	3.9%	0.7%	4.65%
May 2021	4.5%	7.1%	7.2%	6.5%	2.9%	4.6%	4.3%	4.3%	3.0%	0.5%	3.5%	0.8%	4.33%
Apr 2021	5.8%	7.0%	7.8%	6.9%	3.1%	4.2%	4.9%	4.7%	3.2%	0.4%	3.6%	1.0%	4.68%
Mar 2021	4.8%	6.2%	8.2%	7.5%	3.4%	4.5%	5.7%	4.9%	3.3%	0.4%	3.7%	1.3%	4.95%
Feb 2021	6.3%	9.3%	8.8%	9.6%	4.9%	4.9%	6.9%	6.4%	3.4%	0.5%	3.9%	2.5%	6.43%
Jan 2021	10.8%	14.6%	10.3%	10.8%	7.1%	8.4%	8.4%	8.8%	3.5%	0.6%	4.1%	4.7%	8.79%
2020	5.4%	7.4%	8.4%	9.9%	5.5%	6.1%	6.6%	6.4%	3.7%	0.5%	4.2%	2.3%	6.4%
Dec 2020	5.8%	7.8%	9.1%	10.7%	4.4%	6.6%	6.6%	6.1%	3.5%	0.6%	4.1%	2.0%	6.12%
Nov 2020	4.6%	6.8%	8.4%	15.2%	4.9%	6.6%	6.3%	6.4%	3.6%	0.5%	4.0%	2.4%	6.43%
Oct 2020	5.5%	9.1%	9.8%	11.3%	4.8%	7.0%	6.2%	6.4%	3.8%	0.5%	4.3%	2.2%	6.44%
Sep 2020	6.1%	6.4%	10.0%	8.4%	4.9%	6.7%	6.6%	6.3%	3.9%	0.5%	4.4%	1.9%	6.27%
Aug 2020	5.1%	6.8%	6.2%	9.0%	4.0%	5.8%	5.0%	5.1%	3.6%	0.5%	4.1%	0.9%	5.08%
Jul 2020	4.6%	6.2%	6.5%	7.1%	3.8%	4.0%	5.0%	4.7%	3.4%	0.5%	3.9%	0.8%	4.72%
Jun 2020	4.4%	6.4%	6.7%	6.7%	3.7%	4.0%	4.9%	4.7%	3.1%	0.4%	3.5%	1.1%	4.70%
May 2020	5.3%	7.1%	8.8%	10.1%	7.3%	4.8%	7.8%	7.5%	3.5%	0.3%	3.8%	3.7%	7.46%
Apr 2020	8.0%	10.0%	14.0%	14.6%	12.3%	10.7%	12.7%	12.1%	4.1%	0.3%	4.4%	7.7%	12.10%
Mar 2020	6.8%	8.3%	9.7%	10.0%	8.4%	8.1%	7.6%	8.3%	3.7%	0.5%	4.2%	4.0%	8.27%
Feb 2020	3.9%	6.0%	5.5%	5.9%	3.3%	4.1%	5.0%	4.3%	3.7%	0.6%	4.3%		4.30%
Jan 2020	4.3%	7.4%	6.0%		3.8%	5.1%	5.5%	4.8%	4.1%	0.7%	4.8%		4.77%
2019	4.2%	6.0%	6.2%	4.7%	3.3%	4.3%	4.7%	4.3%	3.6%	0.6%	4.3%		4.3%
Dec 2019	5.3%	7.5%	7.1%	4.6%	3.6%	5.5%	5.5%	4.9%	4.1%	0.8%	4.9%		4.85%
Nov 2019	4.1%	6.2%	6.4%	4.8%	3.5%	4.0%	5.0%	4.4%	3.9%	0.6%	4.4%		4.45%
Oct 2019	4.3%	5.3%	6.4%	5.7%	3.3%	3.5%	4.4%	4.2%	3.7%	0.6%	4.2%		4.23%
Sep 2019	4.0%	6.5%	5.8%	4.7%	3.0%	3.7%	4.3%	4.0%	3.5%	0.6%	4.0%		4.03%
Aug 2019	3.6%	7.0%	6.5%	4.5%	3.4%	4.1%	4.1%	4.2%	3.7%	0.5%	4.2%		4.17%
Jul 2019	4.0%	5.2%	5.7%	4.5%	3.2%	2.9%	4.3%	3.9%	3.5%	0.5%	3.9%		3.93%
Jun 2019	4.1%	5.9%	6.5%	4.5%	3.0%	3.8%	4.4%	4.0%	3.4%	0.7%	4.0%		4.03%
May 2019	4.1%	5.5%	6.0%	4.3%	2.8%	4.4%	4.2%	3.9%	3.4%	0.5%	3.9%		3.86%
Apr 2019	4.7%	6.3%	5.7%	5.0%	3.0%	5.0%	4.7%	4.2%	3.7%	0.5%	4.2%		4.21%

Dublin Midlands Hospital Group

Year/ month	Coombe Women & Infants University Hospital	MRH Portlaoise	MRH Tullamore	Naas General Hospital	St. James's Hospital	St. Luke's Radiation Oncology Network	Tallaght University Hospital	Acute Services absence rate	Certified absence	Self-certified absence	Non Covid-19 absence	Covid-19 absence	Total absence rate
Mar 2019	3.8%	4.6%	5.6%	3.9%	2.9%	4.9%	4.7%	3.9%	3.3%	0.6%	3.9%		3.90%
Feb 2019	4.0%	5.8%	6.5%	4.9%	3.6%	4.4%	5.9%	4.7%	3.8%	0.9%	4.7%		4.70%
Jan 2019	Total absence rate		6.3%	4.8%	3.9%	6.0%	5.4%	4.7%	Non Covid-19 & Covid-19 Absence				4.71%



Total absence rate



Dublin Midlands Hospital Group

Year/ month	Health Service Executive	Section 38 Hospitals	Acute Services absence rate	Certified absence	Self- certified absence	Non Covid-19 absence	Covid-19 absence	Total absence rate
<b>2022</b>	9.8%	7.5%	<b>8.2%</b>	<b>3.5%</b>	<b>0.5%</b>	<b>4.0%</b>	<b>4.2%</b>	<b>8.2%</b>
Feb 2022	9.4%	7.2%	<b>7.8%</b>	3.7%	0.5%	4.2%	3.6%	7.8%
Jan 2022	10.2%	7.9%	<b>8.5%</b>	3.3%	0.4%	3.8%	4.7%	8.5%
<b>2021</b>	7.8%	5.3%	<b>6.0%</b>	<b>3.6%</b>	<b>0.6%</b>	<b>4.2%</b>	<b>1.8%</b>	<b>6.0%</b>
Dec 2021	9.2%	7.3%	<b>7.8%</b>	4.6%	0.6%	5.2%	2.6%	7.8%
Nov 2021	9.4%	6.9%	<b>7.5%</b>	4.1%	0.9%	5.0%	2.5%	7.5%
Oct 2021	8.2%	5.8%	<b>6.5%</b>	4.0%	0.7%	4.7%	1.8%	6.5%
Sep 2021	7.1%	5.0%	<b>5.6%</b>	3.7%	0.6%	4.3%	1.3%	5.6%
Aug 2021	7.0%	5.0%	<b>5.5%</b>	3.7%	0.5%	4.2%	1.3%	5.5%
Jul 2021	6.2%	4.4%	<b>4.8%</b>	3.4%	0.5%	3.9%	0.9%	4.8%
Jun 2021	6.7%	3.9%	<b>4.7%</b>	3.5%	0.5%	3.9%	0.7%	4.7%
May 2021	6.5%	3.5%	<b>4.3%</b>	3.0%	0.5%	3.5%	0.8%	4.3%
Apr 2021	6.7%	3.9%	<b>4.7%</b>	3.2%	0.4%	3.6%	1.0%	4.7%
Mar 2021	6.9%	4.3%	<b>4.9%</b>	3.3%	0.4%	3.7%	1.3%	4.9%
Feb 2021	8.3%	5.7%	<b>6.4%</b>	3.4%	0.5%	3.9%	2.5%	6.4%
Jan 2021	11.1%	7.9%	<b>8.8%</b>	3.5%	0.6%	4.1%	4.7%	8.8%
<b>2020</b>	8.1%	5.8%	<b>6.4%</b>	<b>3.7%</b>	<b>0.5%</b>	<b>4.2%</b>	<b>2.3%</b>	<b>6.4%</b>
Dec 2020	8.7%	5.2%	<b>6.1%</b>	3.5%	0.6%	4.1%	2.0%	6.1%
Nov 2020	9.4%	5.3%	<b>6.4%</b>	3.6%	0.5%	4.0%	2.4%	6.4%
Oct 2020	9.5%	5.3%	<b>6.4%</b>	3.8%	0.5%	4.3%	2.2%	6.4%
Sep 2020	8.2%	5.5%	<b>6.3%</b>	3.9%	0.5%	4.4%	1.9%	6.3%
Aug 2020	6.9%	4.4%	<b>5.1%</b>	3.6%	0.5%	4.1%	0.9%	5.1%
Jul 2020	6.1%	4.2%	<b>4.7%</b>	3.4%	0.5%	3.9%	0.8%	4.7%
Jun 2020	6.1%	4.2%	<b>4.7%</b>	3.1%	0.4%	3.5%	1.1%	4.7%
May 2020	8.0%	7.2%	<b>7.5%</b>	3.5%	0.3%	3.8%	3.7%	7.5%
Apr 2020	12.6%	11.9%	<b>12.1%</b>	4.1%	0.3%	4.4%	7.7%	12.1%
Mar 2020	9.2%	7.9%	<b>8.3%</b>	3.7%	0.5%	4.2%	4.0%	8.3%
Feb 2020	5.4%	3.9%	<b>4.3%</b>	3.7%	0.6%	4.3%		4.3%
Jan 2020	6.2%	4.4%	<b>4.8%</b>	4.1%	0.7%	4.8%		4.8%
<b>2019</b>	5.4%	3.8%	<b>4.3%</b>	<b>3.6%</b>	<b>0.6%</b>	<b>4.3%</b>		<b>4.3%</b>
Dec 2019	6.3%	4.3%	<b>4.9%</b>	4.1%	0.8%	4.9%		4.9%
Nov 2019	5.5%	4.0%	<b>4.4%</b>	3.9%	0.6%	4.4%		4.4%
Oct 2019	5.4%	3.8%	<b>4.2%</b>	3.7%	0.6%	4.2%		4.2%
Sep 2019	5.3%	3.6%	<b>4.0%</b>	3.5%	0.6%	4.0%		4.0%
Aug 2019	5.7%	3.6%	<b>4.2%</b>	3.7%	0.5%	4.2%		4.2%
Jul 2019	4.8%	3.6%	<b>3.9%</b>	3.5%	0.5%	3.9%		3.9%
Jun 2019	5.4%	3.5%	<b>4.0%</b>	3.4%	0.7%	4.0%		4.0%

Dublin Midlands Hospital Group

Year/ month	Health Service Executive	Section 38 Hospitals	Acute Services absence rate	Certified absence	Self- certified absence	Non Covid-19 absence	Covid-19 absence	Total absence rate
May 2019	5.2%	3.4%	3.9%	3.4%	0.5%	3.9%		3.9%
Apr 2019	5.5%	3.7%	4.2%	3.7%	0.5%	4.2%		4.2%
Mar 2019	4.8%	3.6%	3.9%	3.3%	0.6%	3.9%		3.9%
Feb 2019	5.6%	4.4%	4.7%	3.8%	0.9%	4.7%		4.7%
Jan 2019	5.7%	4.3%	4.7%	4.0%	0.7%	4.7%		4.7%
2018	5.5%	3.7%	4.2%	3.7%	0.5%	4.2%		4.2%
Dec 2018	5.6%	4.2%	4.6%	3.9%	0.7%	4.6%		4.6%
Nov 2018	4.8%	4.1%	4.3%	3.7%	0.6%	4.3%		4.3%
Oct 2018	5.9%	3.9%	4.4%	3.8%	0.6%	4.4%		4.4%
Sep 2018	5.4%	3.6%	4.1%	3.6%	0.5%	4.1%		4.1%
Aug 2018	5.5%	3.7%	4.2%	3.8%	0.4%	4.2%		4.2%
Jul 2018	4.8%	3.4%	3.8%	3.3%	0.4%	3.8%		3.8%
Jun 2018	5.1%	3.4%	3.9%	3.5%	0.4%	3.9%		3.9%
May 2018	5.3%	3.2%	3.8%	3.4%	0.4%	3.8%		3.8%
Apr 2018	5.2%	3.1%	3.7%	3.2%	0.5%	3.7%		3.7%
Mar 2018	5.3%	3.3%	3.8%	3.4%	0.4%	3.8%		3.8%
Feb 2018	6.0%	3.9%	4.5%	3.9%	0.6%	4.5%		4.5%
Jan 2018	6.7%	4.7%	5.3%	4.5%	0.8%	5.3%		5.3%

