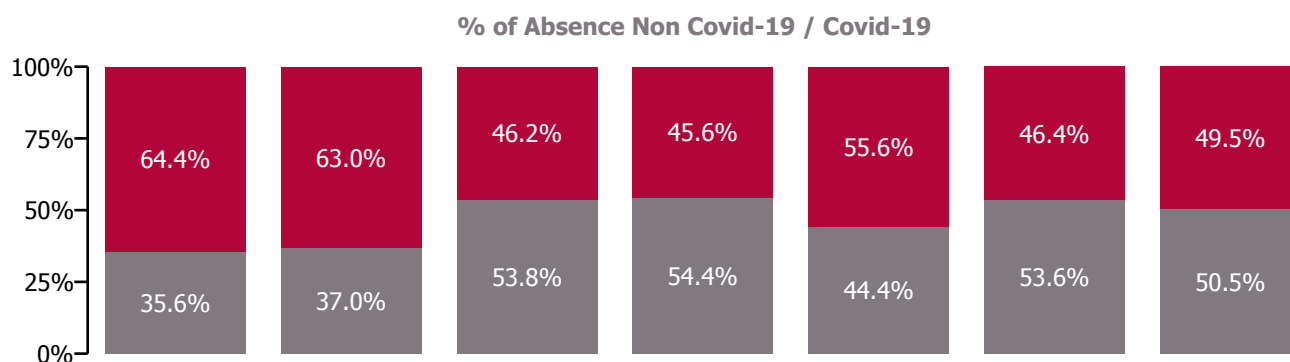
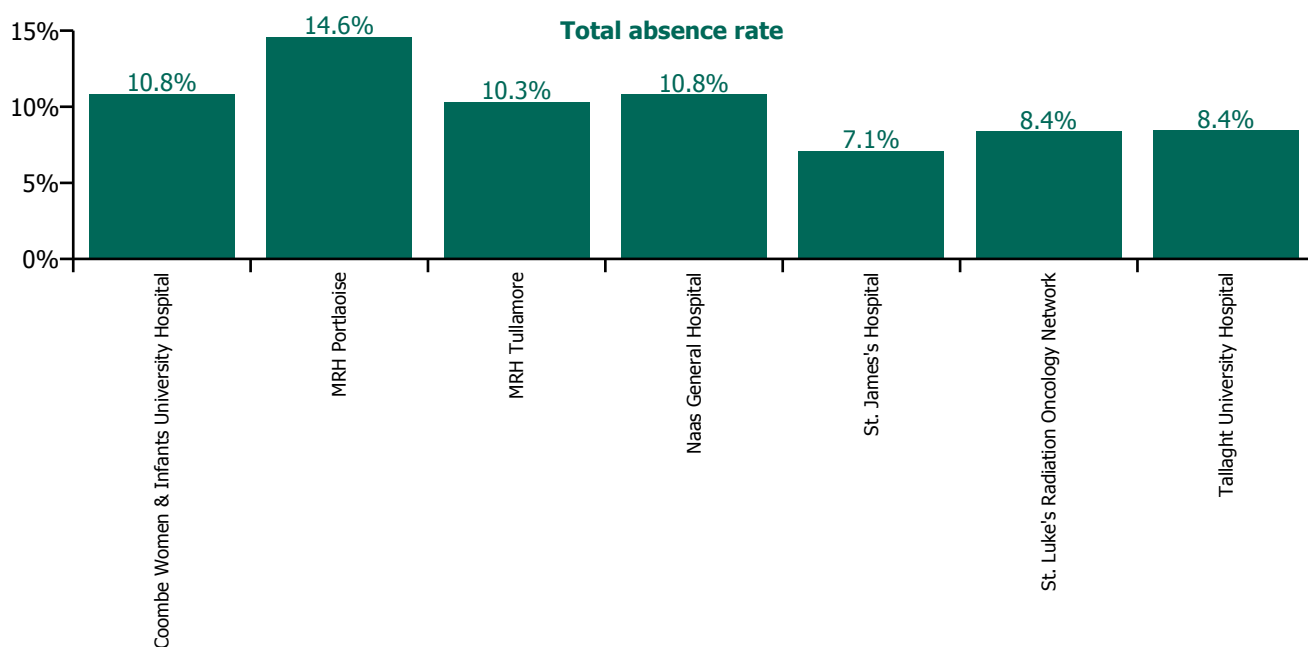


January 2021

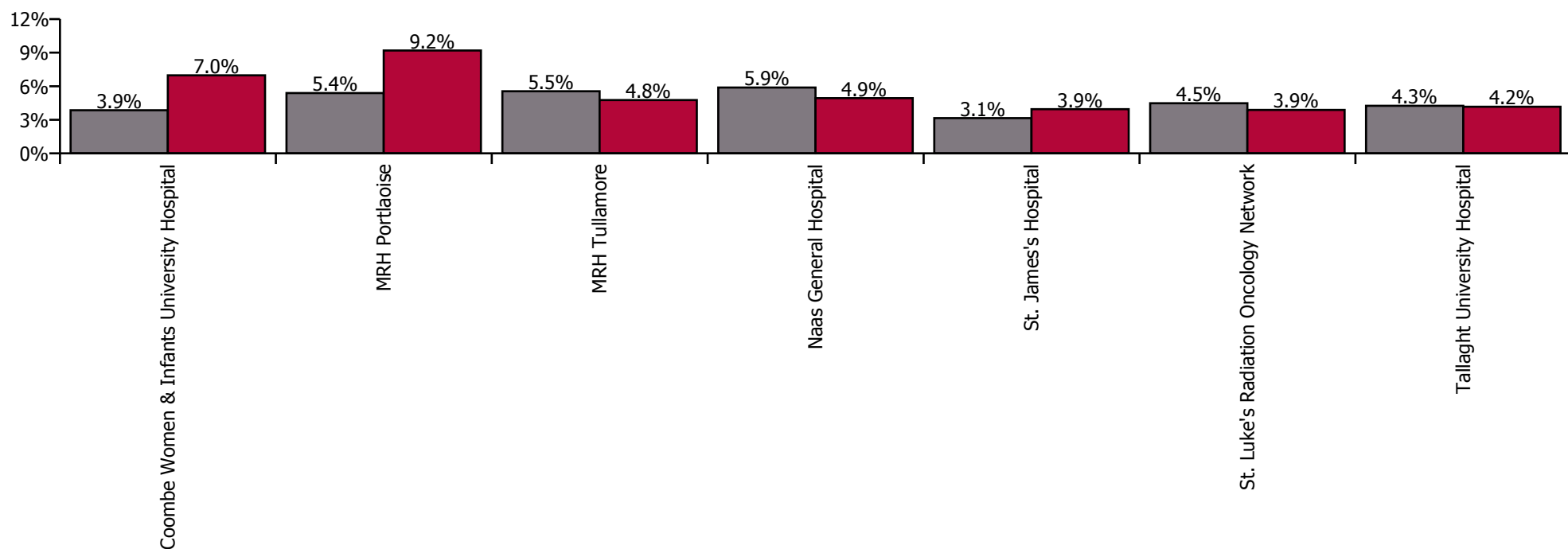
Health Service Absence Rate - by Staff Category: Jan 2021	Certified absence	Self-certified absence	Non Covid-19 absence	Covid-19 absence	Total absence rate	% Non Covid-19 absence	% Covid-19 absence
Dublin Midlands Hospital Group	3.5%	0.6%	4.1%	4.7%	8.8%	46.2%	53.8%
Medical & Dental	0.7%	0.2%	0.8%	2.2%	3.0%	27.9%	72.1%
Nursing & Midwifery	3.6%	0.8%	4.5%	5.7%	10.1%	44.0%	56.0%
Health & Social Care Professionals	3.3%	0.4%	3.7%	2.8%	6.5%	56.6%	43.4%
Management & Administrative	3.4%	0.4%	3.7%	4.0%	7.8%	47.9%	52.1%
General Support	5.8%	0.5%	6.3%	5.9%	12.2%	51.4%	48.6%
Patient & Client Care	5.1%	0.6%	5.7%	6.9%	12.6%	45.5%	54.5%

Health Service Absence Rate - by Hospital: Jan 2021	Certified absence	Self-certified absence	Non Covid-19 absence	Covid-19 absence	Total absence rate	% Non Covid-19 absence	% Covid-19 absence
Dublin Midlands Hospital Group	3.5%	0.6%	4.1%	4.7%	8.8%	46.2%	53.8%
Coombe Women & Infants University Hospital	3.3%	0.6%	3.9%	7.0%	10.8%	35.6%	64.4%
MRH Portlaoise	4.9%	0.5%	5.4%	9.2%	14.6%	37.0%	63.0%
MRH Tullamore	5.1%	0.4%	5.5%	4.8%	10.3%	53.8%	46.2%
Naas General Hospital	5.5%	0.3%	5.9%	4.9%	10.8%	54.4%	45.6%
St. James's Hospital	2.6%	0.6%	3.1%	3.9%	7.1%	44.4%	55.6%
St. Luke's Radiation Oncology Network	4.3%	0.2%	4.5%	3.9%	8.4%	53.6%	46.4%
Tallaght University Hospital	3.5%	0.7%	4.3%	4.2%	8.4%	50.5%	49.5%



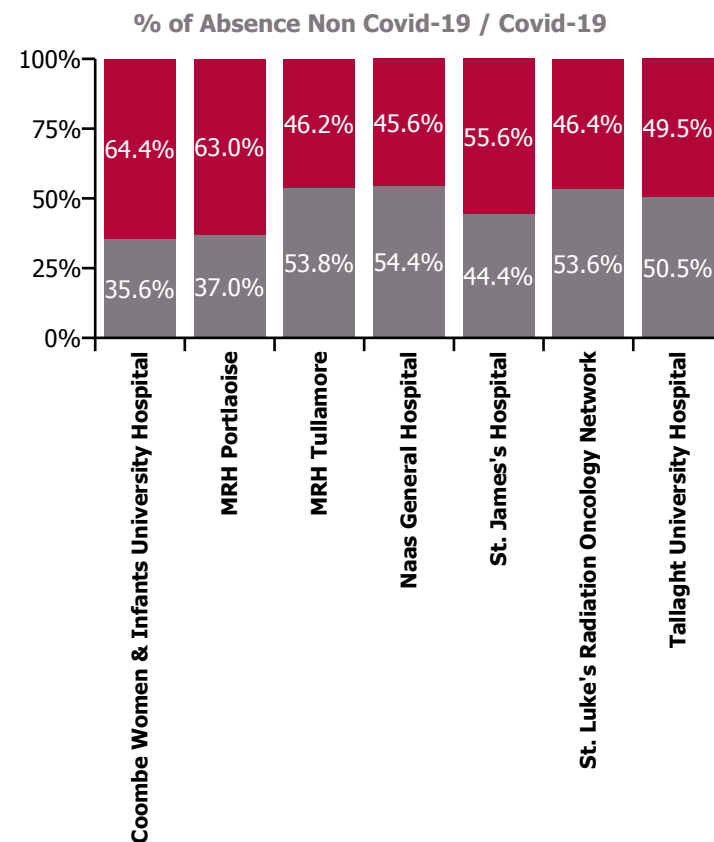
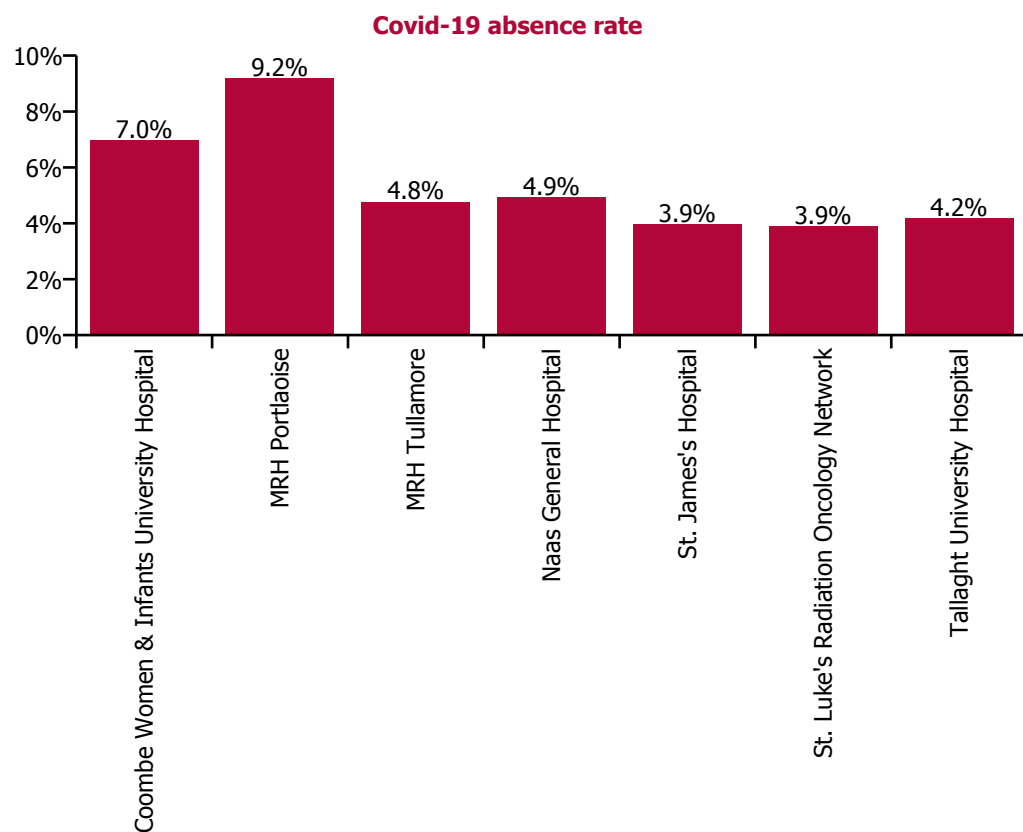
January 2021

Health Service Absence Rate by Hospital: Jan 2021	Medical & Dental	Nursing & Midwifery	Health & Social Care Professionals	Management & Administrative	General Support	Patient & Client Care	Certified absence	Self-certified absence	Non Covid-19 absence	Covid-19 absence	Total absence rate
Dublin Midlands Hospital Group	3.0%	10.1%	6.5%	7.8%	12.2%	12.6%	3.5%	0.6%	4.1%	4.7%	8.8%
Coombe Women & Infants University Hospital	3.8%	11.0%	5.6%	12.4%	16.0%	12.3%	3.3%	0.6%	3.9%	7.0%	10.8%
MRH Portlaoise	10.0%	15.0%	14.4%	11.7%	14.0%	17.4%	4.9%	0.5%	5.4%	9.2%	14.6%
MRH Tullamore	2.5%	11.9%	11.2%	5.0%	7.2%	14.4%	5.1%	0.4%	5.5%	4.8%	10.3%
Naas General Hospital	6.0%	12.4%	5.4%	7.8%	13.2%	15.2%	5.5%	0.3%	5.9%	4.9%	10.8%
St. James's Hospital	1.0%	8.6%	3.8%	6.7%	11.0%	12.3%	2.6%	0.6%	3.1%	3.9%	7.1%
St. Luke's Radiation Oncology Network	3.4%	15.5%	7.2%	6.8%	15.1%	3.7%	4.3%	0.2%	4.5%	3.9%	8.4%
Tallaght University Hospital	4.1%	9.4%	9.4%	7.7%	11.7%	7.6%	3.5%	0.7%	4.3%	4.2%	8.4%



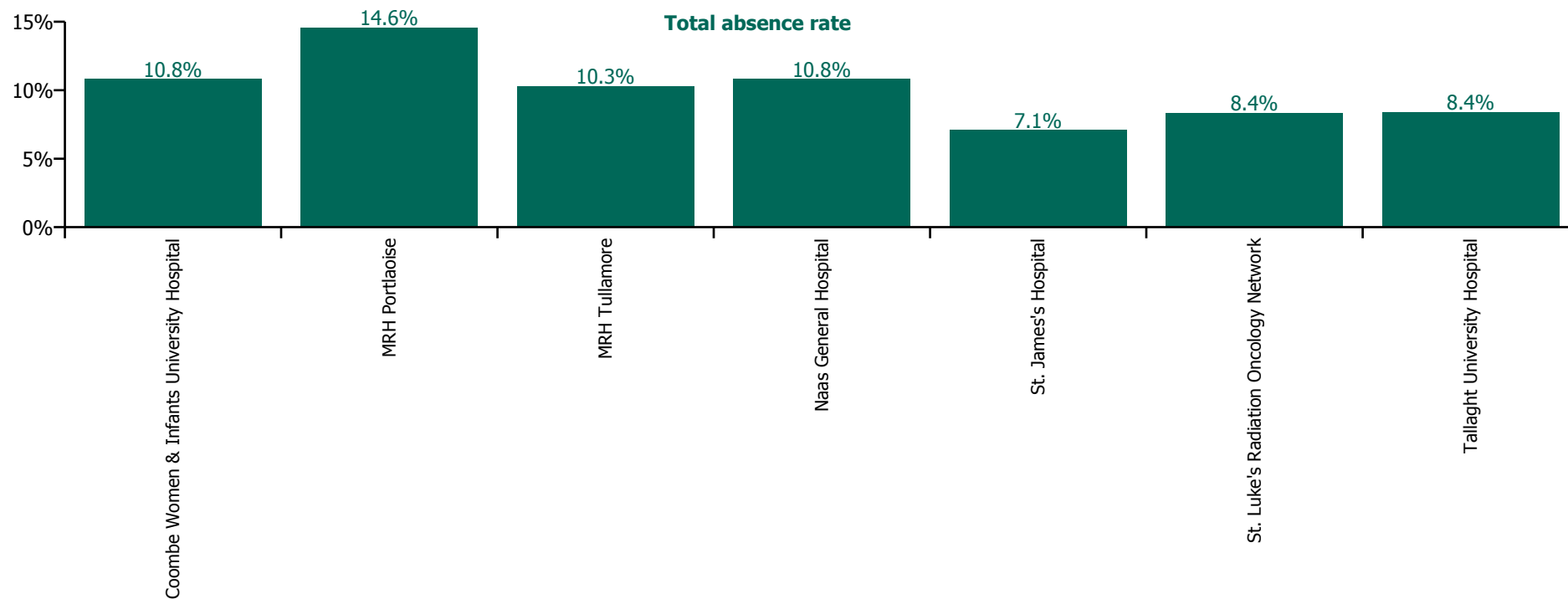
January 2021

Health Service Covid-19 Absence Rate - by Staff Category & Hospital: Jan 2021	Medical & Dental	Nursing & Midwifery	Health & Social Care Professionals	Management & Administrative	General Support	Patient & Client Care	Covid-19 absence	Non Covid-19 absence	Total absence rate
Dublin Midlands Hospital Group	2.2%	5.7%	2.8%	7.8%	5.9%	6.9%	4.7%	4.1%	8.8%
Coombe Women & Infants University Hospital	3.5%	6.6%	3.9%	12.4%	9.1%	7.7%	7.0%	3.9%	10.8%
MRH Portlaoise	9.6%	10.0%	5.5%	11.7%	9.0%	10.9%	9.2%	5.4%	14.6%
MRH Tullamore	1.8%	6.5%	4.0%	5.0%	2.2%	6.3%	4.8%	5.5%	10.3%
Naas General Hospital	3.9%	5.7%	2.4%	7.8%	3.8%	6.6%	4.9%	5.9%	10.8%
St. James's Hospital	0.4%	5.1%	1.8%	6.7%	5.6%	6.8%	3.9%	3.1%	7.1%
St. Luke's Radiation Oncology Network	3.3%	7.6%	3.6%	6.8%	3.8%	3.6%	3.9%	4.5%	8.4%
Tallaght University Hospital	2.8%	4.6%	3.6%	7.7%	5.7%	5.1%	4.2%	4.3%	8.4%



January 2021

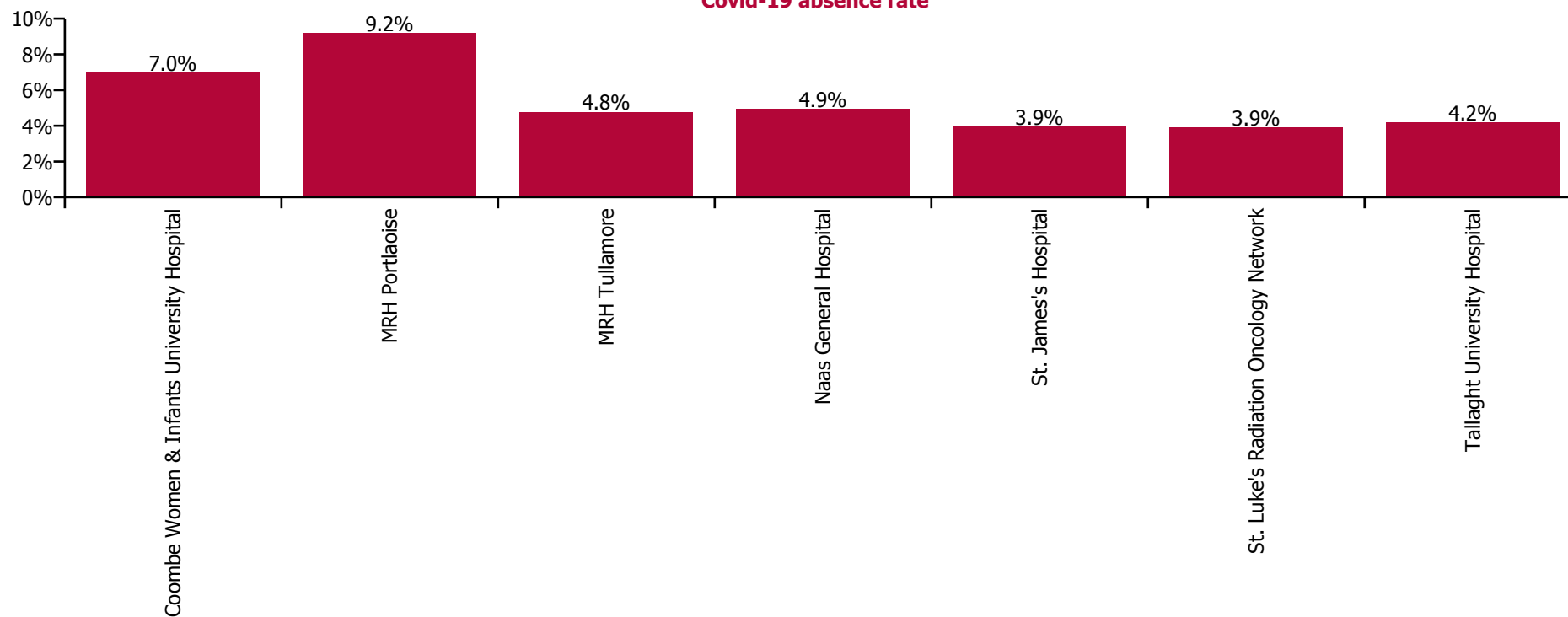
Health Service Absence Rate - by Ho[pital & Staff Category: Jan 2021	Medical & Dental	Nursing & Midwifery	Health & Social Care Professionals	Management & Administrative	General Support	Patient & Client Care	Certified absence	Self-certified absence	Non Covid-19 absence	Covid-19 absence	Total absence rate
Dublin Midlands Hospital Group	3.0%	10.1%	6.5%	7.8%	12.2%	12.6%	3.5%	0.6%	4.1%	4.7%	8.8%
Coombe Women & Infants University Hospital	3.8%	11.0%	5.6%	12.4%	16.0%	12.3%	3.3%	0.6%	3.9%	7.0%	10.8%
MRH Portlaoise	10.0%	15.0%	14.4%	11.7%	14.0%	17.4%	4.9%	0.5%	5.4%	9.2%	14.6%
MRH Tullamore	2.5%	11.9%	11.2%	5.0%	7.2%	14.4%	5.1%	0.4%	5.5%	4.8%	10.3%
Naas General Hospital	6.0%	12.4%	5.4%	7.8%	13.2%	15.2%	5.5%	0.3%	5.9%	4.9%	10.8%
St. James's Hospital	1.0%	8.6%	3.8%	6.7%	11.0%	12.3%	2.6%	0.6%	3.1%	3.9%	7.1%
St. Luke's Radiation Oncology Network	3.4%	15.5%	7.2%	6.8%	15.1%	3.7%	4.3%	0.2%	4.5%	3.9%	8.4%
Tallaght University Hospital	4.1%	9.4%	9.4%	7.7%	11.7%	7.6%	3.5%	0.7%	4.3%	4.2%	8.4%



January 2021

Health Service Covid-19 Absence Rate - by Staff Category & Hospital: Jan 2021	Medical & Dental	Nursing & Midwifery	Health & Social Care Professionals	Management & Administrative	General Support	Patient & Client Care	Covid-19 absence	Non Covid-19 absence	Total absence rate
Dublin Midlands Hospital Group	2.2%	5.7%	2.8%	7.8%	5.9%	6.9%	4.7%	4.1%	8.8%
Coombe Women & Infants University Hospital	3.5%	6.6%	3.9%	12.4%	9.1%	7.7%	7.0%	3.9%	10.8%
MRH Portlaoise	9.6%	10.0%	5.5%	11.7%	9.0%	10.9%	9.2%	5.4%	14.6%
MRH Tullamore	1.8%	6.5%	4.0%	5.0%	2.2%	6.3%	4.8%	5.5%	10.3%
Naas General Hospital	3.9%	5.7%	2.4%	7.8%	3.8%	6.6%	4.9%	5.9%	10.8%
St. James's Hospital	0.4%	5.1%	1.8%	6.7%	5.6%	6.8%	3.9%	3.1%	7.1%
St. Luke's Radiation Oncology Network	3.3%	7.6%	3.6%	6.8%	3.8%	3.6%	3.9%	4.5%	8.4%
Tallaght University Hospital	2.8%	4.6%	3.6%	7.7%	5.7%	5.1%	4.2%	4.3%	8.4%

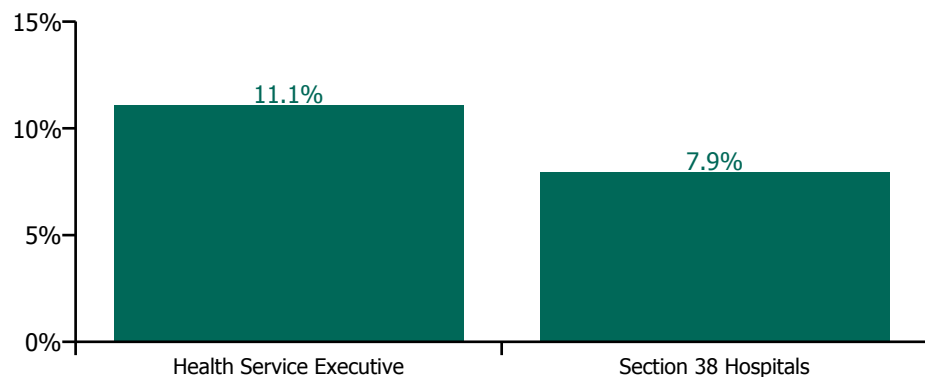
Covid-19 absence rate



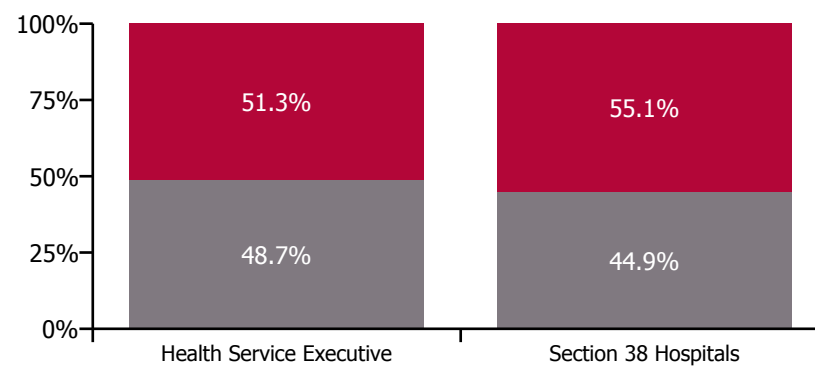
January 2021

Health Service Absence Rate - by Admin & Hospital: Jan 2021	Medical & Dental	Nursing & Midwifery	Health & Social Care Professionals	Management & Administrative	General Support	Patient & Client Care	Certified absence	Self-certified absence	Non Covid-19 absence	Covid-19 absence	Total absence rate
Dublin Midlands Hospital Group	3.0%	10.1%	6.5%	7.8%	12.2%	12.6%	3.5%	0.6%	4.1%	4.7%	8.8%
Health Service Executive	5.3%	13.2%	8.7%	7.6%	12.2%	14.4%	5.0%	0.4%	5.4%	5.7%	11.1%
MRH Portlaoise	10.0%	15.0%	14.4%	11.7%	14.0%	17.4%	4.9%	0.5%	5.4%	9.2%	14.6%
MRH Tullamore	2.5%	11.9%	11.2%	5.0%	7.2%	14.4%	5.1%	0.4%	5.5%	4.8%	10.3%
Naas General Hospital	6.0%	12.4%	5.4%	7.8%	13.2%	15.2%	5.5%	0.3%	5.9%	4.9%	10.8%
St. Luke's Radiation Oncology Network	3.4%	15.5%	7.2%	6.8%	15.1%	3.7%	4.3%	0.2%	4.5%	3.9%	8.4%
Section 38 Hospitals	2.3%	9.2%	5.6%	7.8%	12.2%	11.0%	2.9%	0.6%	3.6%	4.4%	7.9%
Coombe Women & Infants University Hospital	3.8%	11.0%	5.6%	12.4%	16.0%	12.3%	3.3%	0.6%	3.9%	7.0%	10.8%
St. James's Hospital	1.0%	8.6%	3.8%	6.7%	11.0%	12.3%	2.6%	0.6%	3.1%	3.9%	7.1%
Tallaght University Hospital	4.1%	9.4%	9.4%	7.7%	11.7%	7.6%	3.5%	0.7%	4.3%	4.2%	8.4%

Total absence rate



Non Covid-19 & Covid-19 Absence



January 2021

Coombe Women & Infants University Hospital absence by Staff Category	Certified absence	Self-certified absence	Non Covid-19 absence	Covid-19 absence	Total absence rate	% Non Covid-19 absence	% Covid-19 absence
Coombe Women & Infants University Hospital	3.3%	0.6%	3.9%	7.0%	10.8%	35.6%	64.4%
Medical & Dental	0.2%	0.1%	0.3%	3.5%	3.8%	8.5%	91.5%
Nursing & Midwifery	3.6%	0.8%	4.3%	6.6%	11.0%	39.6%	60.4%
Health & Social Care Professionals	1.6%	0.1%	1.6%	3.9%	5.6%	29.4%	70.6%
Management & Administrative	2.2%	0.5%	2.7%	9.6%	12.4%	22.0%	78.0%
General Support	6.2%	0.7%	6.9%	9.1%	16.0%	43.4%	56.6%
Patient & Client Care	4.1%	0.5%	4.6%	7.7%	12.3%	37.7%	62.3%

January 2021

MRH Portlaoise absence by Staff Category	Certified absence	Self-certified absence	Non Covid-19 absence	Covid-19 absence	Total absence rate	% Non Covid-19 absence	% Covid-19 absence
MRH Portlaoise	4.9%	0.5%	5.4%	9.2%	14.6%	37.0%	63.0%
Medical & Dental	0.1%	0.3%	0.4%	9.6%	10.0%	4.5%	95.5%
Nursing & Midwifery	4.6%	0.4%	5.0%	10.0%	15.0%	33.6%	66.4%
Health & Social Care Professionals	8.5%	0.4%	8.9%	5.5%	14.4%	61.8%	38.2%
Management & Administrative	6.3%	0.5%	6.9%	4.9%	11.7%	58.3%	41.7%
General Support	4.4%	0.5%	5.0%	9.0%	14.0%	35.5%	64.5%
Patient & Client Care	6.1%	0.5%	6.6%	10.9%	17.4%	37.6%	62.4%

January 2021

MRH Tullamore absence by Staff Category	Certified absence	Self-certified absence	Non Covid-19 absence	Covid-19 absence	Total absence rate	% Non Covid-19 absence	% Covid-19 absence
MRH Tullamore	5.1%	0.4%	5.5%	4.8%	10.3%	53.8%	46.2%
Medical & Dental	0.5%	0.2%	0.7%	1.8%	2.5%	26.7%	73.3%
Nursing & Midwifery	4.9%	0.6%	5.4%	6.5%	11.9%	45.3%	54.7%
Health & Social Care Professionals	6.9%	0.3%	7.2%	4.0%	11.2%	64.2%	35.8%
Management & Administrative	4.0%	0.3%	4.3%	0.7%	5.0%	85.7%	14.3%
General Support	4.5%	0.6%	5.0%	2.2%	7.2%	69.9%	30.1%
Patient & Client Care	7.6%	0.5%	8.2%	6.3%	14.4%	56.5%	43.5%

January 2021

Naas General Hospital absence by Staff Category	Certified absence	Self-certified absence	Non Covid-19 absence	Covid-19 absence	Total absence rate	% Non Covid-19 absence	% Covid-19 absence
Naas General Hospital	5.5%	0.3%	5.9%	4.9%	10.8%	54.4%	45.6%
Medical & Dental	1.9%	0.2%	2.1%	3.9%	6.0%	34.9%	65.1%
Nursing & Midwifery	6.4%	0.3%	6.7%	5.7%	12.4%	53.8%	46.2%
Health & Social Care Professionals	2.9%	0.1%	3.0%	2.4%	5.4%	56.1%	43.9%
Management & Administrative	3.8%	0.2%	4.0%	3.9%	7.8%	50.5%	49.5%
General Support	8.9%	0.5%	9.3%	3.8%	13.2%	71.0%	29.0%
Patient & Client Care	8.0%	0.7%	8.7%	6.6%	15.2%	56.8%	43.2%

January 2021

St. James's Hospital absence by Staff Category	Certified absence	Self-certified absence	Non Covid-19 absence	Covid-19 absence	Total absence rate	% Non Covid-19 absence	% Covid-19 absence
St. James's Hospital	2.6%	0.6%	3.1%	3.9%	7.1%	44.4%	55.6%
Medical & Dental	0.6%	0.0%	0.7%	0.4%	1.0%	65.0%	35.0%
Nursing & Midwifery	2.5%	1.0%	3.5%	5.1%	8.6%	41.0%	59.0%
Health & Social Care Professionals	1.8%	0.3%	2.0%	1.8%	3.8%	53.4%	46.6%
Management & Administrative	2.7%	0.2%	2.9%	3.8%	6.7%	43.5%	56.5%
General Support	5.0%	0.4%	5.3%	5.6%	11.0%	48.6%	51.4%
Patient & Client Care	4.6%	0.8%	5.4%	6.8%	12.3%	44.3%	55.7%

January 2021

St. Luke's Radiation Oncology Network absence by Staff Category	Certified absence	Self-certified absence	Non Covid-19 absence	Covid-19 absence	Total absence rate	% Non Covid-19 absence	% Covid-19 absence
St. Luke's Radiation Oncology Network	4.3%	0.2%	4.5%	3.9%	8.4%	53.6%	46.4%
Medical & Dental	0.0%	0.2%	0.2%	3.3%	3.4%	4.7%	95.3%
Nursing & Midwifery	7.9%	0.1%	8.0%	7.6%	15.5%	51.3%	48.7%
Health & Social Care Professionals	3.3%	0.3%	3.6%	3.6%	7.2%	49.6%	50.4%
Management & Administrative	4.7%	0.2%	4.9%	2.0%	6.8%	71.5%	28.5%
General Support	11.2%	0.0%	11.3%	3.8%	15.1%	74.6%	25.4%
Patient & Client Care	0.0%	0.1%	0.1%	3.6%	3.7%	3.1%	96.9%

January 2021

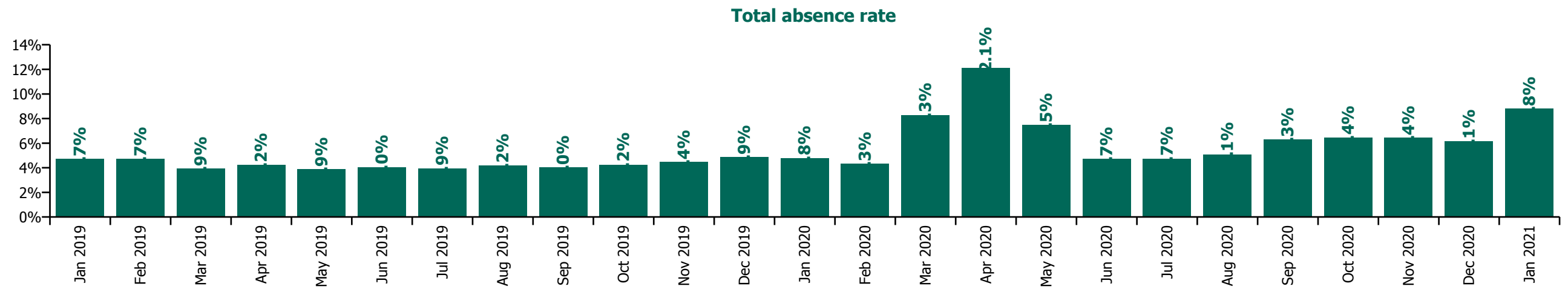
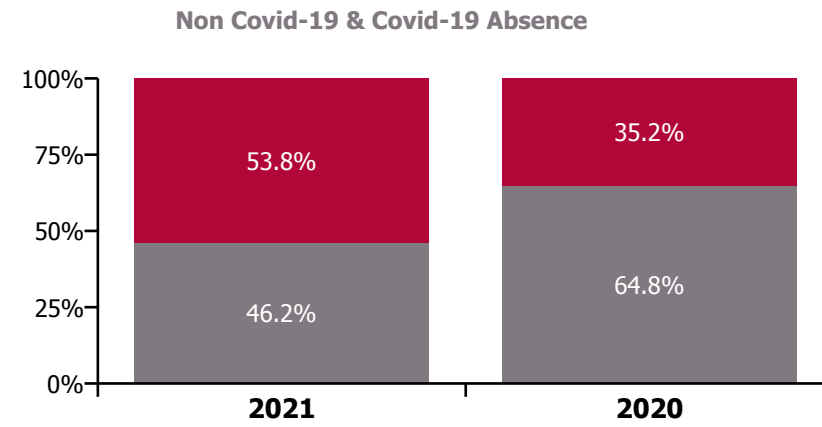
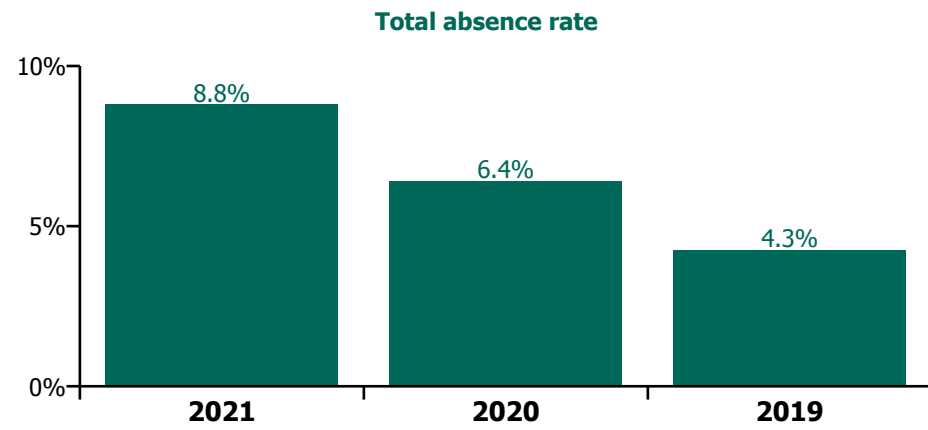
Tallaght University Hospital absence by Staff Category	Certified absence	Self-certified absence	Non Covid-19 absence	Covid-19 absence	Total absence rate	% Non Covid-19 absence	% Covid-19 absence
Tallaght University Hospital	3.5%	0.7%	4.3%	4.2%	8.4%	50.5%	49.5%
Medical & Dental	0.9%	0.4%	1.3%	2.8%	4.1%	31.1%	68.9%
Nursing & Midwifery	3.9%	0.9%	4.8%	4.6%	9.4%	51.1%	48.9%
Health & Social Care Professionals	4.7%	1.1%	5.7%	3.6%	9.4%	61.2%	38.8%
Management & Administrative	3.7%	0.5%	4.2%	3.5%	7.7%	54.3%	45.7%
General Support	5.5%	0.5%	6.0%	5.7%	11.7%	51.4%	48.6%
Patient & Client Care	2.1%	0.4%	2.5%	5.1%	7.6%	33.1%	66.9%

Dublin Midlands Hospital Group

Year/ month	Medical & Dental	Nursing & Midwifery	Health & Social Care Professionals	Management & Administrative	General Support	Patient & Client Care	Certified absence	Self-certified absence	Non Covid-19 absence	Covid-19 absence	Total absence rate
2021	3.0%	10.1%	6.5%	7.8%	12.2%	12.6%	3.5%	0.6%	4.1%	4.7%	8.8%
Jan 2021	3.0%	10.1%	6.5%	7.8%	12.2%	12.6%	3.5%	0.6%	4.1%	4.7%	8.8%
2020	2.2%	7.5%	4.6%	5.8%	8.3%	10.0%	3.7%	0.5%	4.2%	2.3%	6.4%
Dec 2020	1.8%	7.1%	4.6%	5.5%	8.2%	9.5%	3.5%	0.6%	4.1%	2.0%	6.1%
Nov 2020	1.9%	7.6%	4.6%	5.5%	7.8%	11.1%	3.6%	0.5%	4.0%	2.4%	6.4%
Oct 2020	2.0%	7.1%	5.1%	6.0%	9.5%	9.8%	3.8%	0.5%	4.3%	2.2%	6.4%
Sep 2020	1.3%	7.3%	5.3%	6.0%	9.1%	9.1%	3.9%	0.5%	4.4%	1.9%	6.3%
Aug 2020	1.3%	5.3%	4.1%	5.5%	7.4%	8.0%	3.6%	0.5%	4.1%	0.9%	5.1%
Jul 2020	0.9%	5.3%	3.5%	4.5%	6.9%	8.0%	3.4%	0.5%	3.9%	0.8%	4.7%
Jun 2020	1.1%	5.6%	2.8%	4.3%	6.7%	8.1%	3.1%	0.4%	3.5%	1.1%	4.7%
May 2020	2.3%	9.5%	4.3%	5.4%	8.9%	12.0%	3.5%	0.3%	3.8%	3.7%	7.5%
Apr 2020	6.4%	15.6%	6.8%	9.2%	11.8%	18.2%	4.1%	0.3%	4.4%	7.7%	12.1%
Mar 2020	4.7%	9.6%	6.5%	7.3%	9.3%	11.0%	3.7%	0.5%	4.2%	4.0%	8.3%
Feb 2020	1.2%	4.3%	3.6%	4.8%	6.7%	6.5%	3.7%	0.6%	4.3%		4.3%
Jan 2020	1.1%	4.7%	3.9%	5.6%	7.6%	7.4%	4.1%	0.7%	4.8%		4.8%
2019	1.0%	4.5%	3.4%	4.4%	6.5%	6.6%	3.6%	0.6%	4.3%		4.3%
Dec 2019	1.1%	4.9%	4.1%	5.3%	7.9%	7.1%	4.1%	0.8%	4.9%		4.9%
Nov 2019	1.0%	4.7%	4.0%	4.7%	6.6%	6.4%	3.9%	0.6%	4.4%		4.4%
Oct 2019	0.7%	4.3%	3.3%	4.8%	6.5%	7.1%	3.7%	0.6%	4.2%		4.2%
Sep 2019	1.0%	4.3%	2.7%	4.7%	6.1%	6.1%	3.5%	0.6%	4.0%		4.0%
Aug 2019	1.3%	4.5%	3.0%	4.3%	6.1%	6.3%	3.7%	0.5%	4.2%		4.2%
Jul 2019	0.9%	4.3%	3.0%	4.1%	5.8%	5.9%	3.5%	0.5%	3.9%		3.9%
Jun 2019	1.0%	4.0%	3.0%	4.2%	6.1%	7.2%	3.4%	0.7%	4.0%		4.0%
May 2019	1.0%	4.0%	3.4%	3.9%	5.6%	6.2%	3.4%	0.5%	3.9%		3.9%
Apr 2019	1.1%	4.4%	3.7%	3.9%	6.0%	7.1%	3.7%	0.5%	4.2%		4.2%
Mar 2019	0.9%	4.0%	3.7%	3.7%	7.0%	5.3%	3.3%	0.6%	3.9%		3.9%
Feb 2019	1.3%	5.5%	3.5%	4.7%	5.9%	7.0%	3.8%	0.9%	4.7%		4.7%
Jan 2019	1.0%	5.1%	3.6%	4.5%	8.0%	7.1%	4.0%	0.7%	4.7%		4.7%
2018	0.8%	4.3%	3.2%	4.1%	6.6%	7.4%	3.7%	0.5%	4.2%		4.2%

Dublin Midlands Hospital Group

Year/ month	Coombe Women & Infants University Hospital	MRH Portlaoise	MRH Tullamore	Naas General Hospital	St. James's Hospital	St. Luke's Radiation Oncology Network	Tallaght University Hospital	Acute Services absence rate	Certified absence	Self-certified absence	Non Covid-19 absence	Covid-19 absence	Total absence rate
2021	10.8%	14.6%	10.3%	10.8%	7.1%	8.4%	8.4%	8.8%	3.5%	0.6%	4.1%	4.7%	8.8%
Jan 2021	10.8%	14.6%	10.3%	10.8%	7.1%	8.4%	8.4%	8.8%	3.5%	0.6%	4.1%	4.7%	8.79%
2020	5.4%	7.4%	8.4%	9.9%	5.5%	6.1%	6.6%	6.4%	3.7%	0.5%	4.2%	2.3%	6.4%
Dec 2020	5.8%	7.8%	9.1%	10.7%	4.4%	6.6%	6.6%	6.1%	3.5%	0.6%	4.1%	2.0%	6.12%
Nov 2020	4.6%	6.8%	8.4%	15.2%	4.9%	6.6%	6.3%	6.4%	3.6%	0.5%	4.0%	2.4%	6.43%
Oct 2020	5.5%	9.1%	9.8%	11.3%	4.8%	7.0%	6.2%	6.4%	3.8%	0.5%	4.3%	2.2%	6.44%
Sep 2020	6.1%	6.4%	10.0%	8.4%	4.9%	6.7%	6.6%	6.3%	3.9%	0.5%	4.4%	1.9%	6.27%
Aug 2020	5.1%	6.8%	6.2%	9.0%	4.0%	5.8%	5.0%	5.1%	3.6%	0.5%	4.1%	0.9%	5.08%
Jul 2020	4.6%	6.2%	6.5%	7.1%	3.8%	4.0%	5.0%	4.7%	3.4%	0.5%	3.9%	0.8%	4.72%
Jun 2020	4.4%	6.4%	6.7%	6.7%	3.7%	4.0%	4.9%	4.7%	3.1%	0.4%	3.5%	1.1%	4.70%
May 2020	5.3%	7.1%	8.8%	10.1%	7.3%	4.8%	7.8%	7.5%	3.5%	0.3%	3.8%	3.7%	7.46%
Apr 2020	8.0%	10.0%	14.0%	14.6%	12.3%	10.7%	12.7%	12.1%	4.1%	0.3%	4.4%	7.7%	12.10%
Mar 2020	6.8%	8.3%	9.7%	10.0%	8.4%	8.1%	7.6%	8.3%	3.7%	0.5%	4.2%	4.0%	8.27%
Feb 2020	3.9%	6.0%	5.5%	5.9%	3.3%	4.1%	5.0%	4.3%	3.7%	0.6%	4.3%		4.30%
Jan 2020	4.3%	7.4%	6.0%		3.8%	5.1%	5.5%	4.8%	4.1%	0.7%	4.8%		4.77%
2019	4.2%	6.0%	6.2%	4.7%	3.3%	4.3%	4.7%	4.3%	3.6%	0.6%	4.3%		4.3%
Dec 2019	5.3%	7.5%	7.1%	4.6%	3.6%	5.5%	5.5%	4.9%	4.1%	0.8%	4.9%		4.85%
Nov 2019	4.1%	6.2%	6.4%	4.8%	3.5%	4.0%	5.0%	4.4%	3.9%	0.6%	4.4%		4.45%
Oct 2019	4.3%	5.3%	6.4%	5.7%	3.3%	3.5%	4.4%	4.2%	3.7%	0.6%	4.2%		4.23%
Sep 2019	4.0%	6.5%	5.8%	4.7%	3.0%	3.7%	4.3%	4.0%	3.5%	0.6%	4.0%		4.03%
Aug 2019	3.6%	7.0%	6.5%	4.5%	3.4%	4.1%	4.1%	4.2%	3.7%	0.5%	4.2%		4.17%
Jul 2019	4.0%	5.2%	5.7%	4.5%	3.2%	2.9%	4.3%	3.9%	3.5%	0.5%	3.9%		3.93%
Jun 2019	4.1%	5.9%	6.5%	4.5%	3.0%	3.8%	4.4%	4.0%	3.4%	0.7%	4.0%		4.03%
May 2019	4.1%	5.5%	6.0%	4.3%	2.8%	4.4%	4.2%	3.9%	3.4%	0.5%	3.9%		3.86%
Apr 2019	4.7%	6.3%	5.7%	5.0%	3.0%	5.0%	4.7%	4.2%	3.7%	0.5%	4.2%		4.21%
Mar 2019	3.8%	4.6%	5.6%	3.9%	2.9%	4.9%	4.7%	3.9%	3.3%	0.6%	3.9%		3.90%
Feb 2019	4.0%	5.8%	6.5%	4.9%	3.6%	4.4%	5.9%	4.7%	3.8%	0.9%	4.7%		4.70%
Jan 2019	3.7%	5.8%	6.3%	4.8%	3.9%	6.0%	5.4%	4.7%	4.0%	0.7%	4.7%		4.71%



Dublin Midlands Hospital Group

Year/ month	Health Service Executive	Section 38 Hospitals	Acute Services absence rate	Certified absence	Self- certified absence	Non Covid-19 absence	Covid-19 absence	Total absence rate
2021	11.1%	7.9%	8.8%	3.5%	0.6%	4.1%	4.7%	8.8%
Jan 2021	11.1%	7.9%	8.8%	3.5%	0.6%	4.1%	4.7%	8.8%
2020	8.1%	5.8%	6.4%	3.7%	0.5%	4.2%	2.3%	6.4%
Dec 2020	8.7%	5.2%	6.1%	3.5%	0.6%	4.1%	2.0%	6.1%
Nov 2020	9.4%	5.3%	6.4%	3.6%	0.5%	4.0%	2.4%	6.4%
Oct 2020	9.5%	5.3%	6.4%	3.8%	0.5%	4.3%	2.2%	6.4%
Sep 2020	8.2%	5.5%	6.3%	3.9%	0.5%	4.4%	1.9%	6.3%
Aug 2020	6.9%	4.4%	5.1%	3.6%	0.5%	4.1%	0.9%	5.1%
Jul 2020	6.1%	4.2%	4.7%	3.4%	0.5%	3.9%	0.8%	4.7%
Jun 2020	6.1%	4.2%	4.7%	3.1%	0.4%	3.5%	1.1%	4.7%
May 2020	8.0%	7.2%	7.5%	3.5%	0.3%	3.8%	3.7%	7.5%
Apr 2020	12.6%	11.9%	12.1%	4.1%	0.3%	4.4%	7.7%	12.1%
Mar 2020	9.2%	7.9%	8.3%	3.7%	0.5%	4.2%	4.0%	8.3%
Feb 2020	5.4%	3.9%	4.3%	3.7%	0.6%	4.3%		4.3%
Jan 2020	6.2%	4.4%	4.8%	4.1%	0.7%	4.8%		4.8%
2019	5.4%	3.8%	4.3%	3.6%	0.6%	4.3%		4.3%
Dec 2019	6.3%	4.3%	4.9%	4.1%	0.8%	4.9%		4.9%
Nov 2019	5.5%	4.0%	4.4%	3.9%	0.6%	4.4%		4.4%
Oct 2019	5.4%	3.8%	4.2%	3.7%	0.6%	4.2%		4.2%
Sep 2019	5.3%	3.6%	4.0%	3.5%	0.6%	4.0%		4.0%
Aug 2019	5.7%	3.6%	4.2%	3.7%	0.5%	4.2%		4.2%
Jul 2019	4.8%	3.6%	3.9%	3.5%	0.5%	3.9%		3.9%
Jun 2019	5.4%	3.5%	4.0%	3.4%	0.7%	4.0%		4.0%
May 2019	5.2%	3.4%	3.9%	3.4%	0.5%	3.9%		3.9%
Apr 2019	5.5%	3.7%	4.2%	3.7%	0.5%	4.2%		4.2%
Mar 2019	4.8%	3.6%	3.9%	3.3%	0.6%	3.9%		3.9%
Feb 2019	5.6%	4.4%	4.7%	3.8%	0.9%	4.7%		4.7%
Jan 2019	5.7%	4.3%	4.7%	4.0%	0.7%	4.7%		4.7%
2018	5.5%	3.7%	4.2%	3.7%	0.5%	4.2%		4.2%
Dec 2018	5.6%	4.2%	4.6%	3.9%	0.7%	4.6%		4.6%
Nov 2018	4.8%	4.1%	4.3%	3.7%	0.6%	4.3%		4.3%
Oct 2018	5.9%	3.9%	4.4%	3.8%	0.6%	4.4%		4.4%
Sep 2018	5.4%	3.6%	4.1%	3.6%	0.5%	4.1%		4.1%
Aug 2018	5.5%	3.7%	4.2%	3.8%	0.4%	4.2%		4.2%
Jul 2018	4.8%	3.4%	3.8%	3.3%	0.4%	3.8%		3.8%
Jun 2018	5.1%	3.4%	3.9%	3.5%	0.4%	3.9%		3.9%
May 2018	5.3%	3.2%	3.8%	3.4%	0.4%	3.8%		3.8%

Dublin Midlands Hospital Group

Year/ month	Health Service Executive	Section 38 Hospitals	Acute Services absence rate	Certified absence	Self- certified absence	Non Covid-19 absence	Covid-19 absence	Total absence rate
Apr 2018	5.2%	3.1%	3.7%	3.2%	0.5%	3.7%		3.7%
Mar 2018	5.3%	3.3%	3.8%	3.4%	0.4%	3.8%		3.8%
Feb 2018	6.0%	3.9%	4.5%	3.9%	0.6%	4.5%		4.5%
Jan 2018	6.7%	4.7%	5.3%	4.5%	0.8%	5.3%		5.3%

