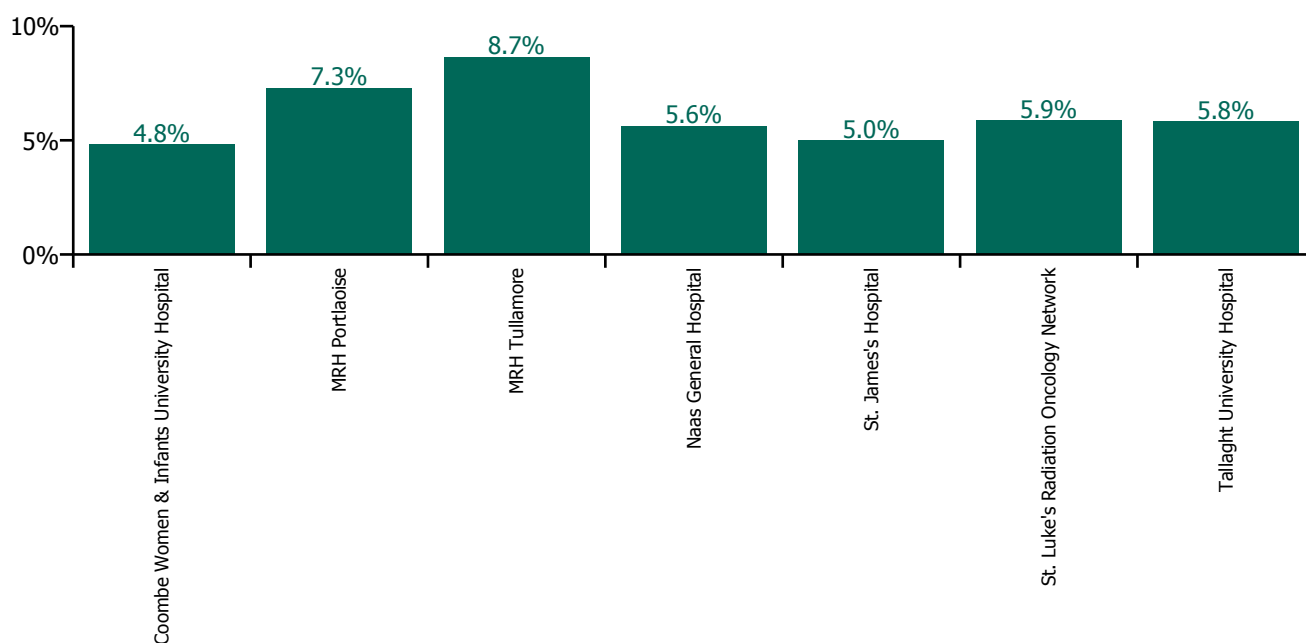


October 2022

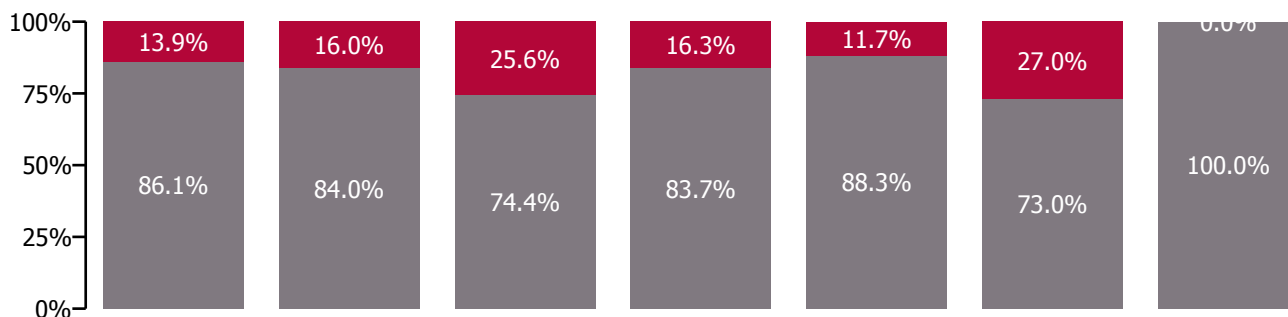
Health Service Absence Rate - by Staff Category: Oct 2022	Certified absence	Self-certified absence	Non Covid-19 absence	Covid-19 absence	Total absence rate	% Non Covid-19 absence	% Covid-19 absence
Dublin Midlands Hospital Group	4.3%	0.8%	5.1%	0.7%	5.8%	87.5%	12.5%
Medical & Dental	1.2%	0.3%	1.4%	0.4%	1.8%	78.9%	21.1%
Nursing & Midwifery	4.6%	1.1%	5.7%	0.8%	6.5%	87.4%	12.6%
Health & Social Care Professionals	3.7%	0.6%	4.3%	0.4%	4.7%	91.3%	8.7%
Management & Administrative	4.5%	0.6%	5.1%	0.4%	5.4%	93.3%	6.7%
General Support	7.4%	0.7%	8.1%	0.9%	9.0%	89.8%	10.2%
Patient & Client Care	5.2%	0.9%	6.1%	1.4%	7.5%	81.0%	19.0%

Health Service Absence Rate - by Hospital: Oct 2022	Certified absence	Self-certified absence	Non Covid-19 absence	Covid-19 absence	Total absence rate	% Non Covid-19 absence	% Covid-19 absence
Dublin Midlands Hospital Group	4.3%	0.8%	5.1%	0.7%	5.8%	87.5%	12.5%
Coombe Women & Infants University Hospital	3.2%	0.9%	4.2%	0.7%	4.8%	86.1%	13.9%
MRH Portlaoise	5.2%	0.9%	6.1%	1.2%	7.3%	84.0%	16.0%
MRH Tullamore	5.7%	0.8%	6.4%	2.2%	8.7%	74.4%	25.6%
Naas General Hospital	4.0%	0.7%	4.7%	0.9%	5.6%	83.7%	16.3%
St. James's Hospital	3.6%	0.8%	4.4%	0.6%	5.0%	88.3%	11.7%
St. Luke's Radiation Oncology Network	3.9%	0.4%	4.3%	1.6%	5.9%	73.0%	27.0%
Tallaght University Hospital	5.0%	0.8%	5.8%	0.0%	5.8%	100.0%	0.0%

Total absence rate

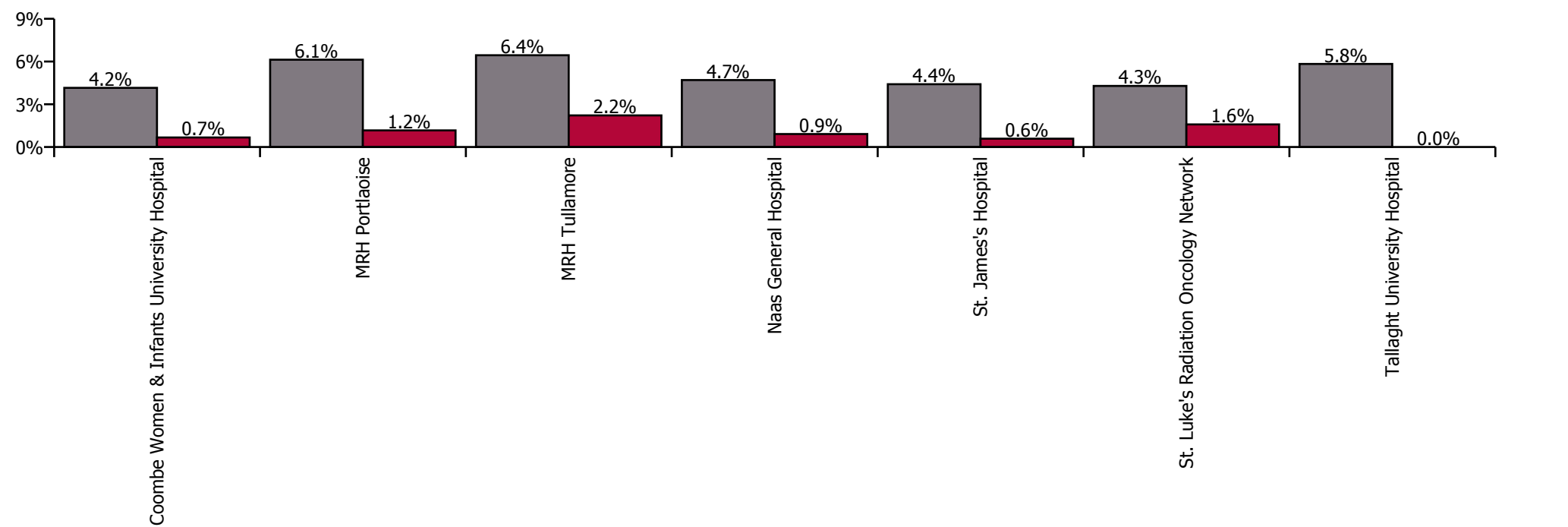


% of Absence Non Covid-19 / Covid-19



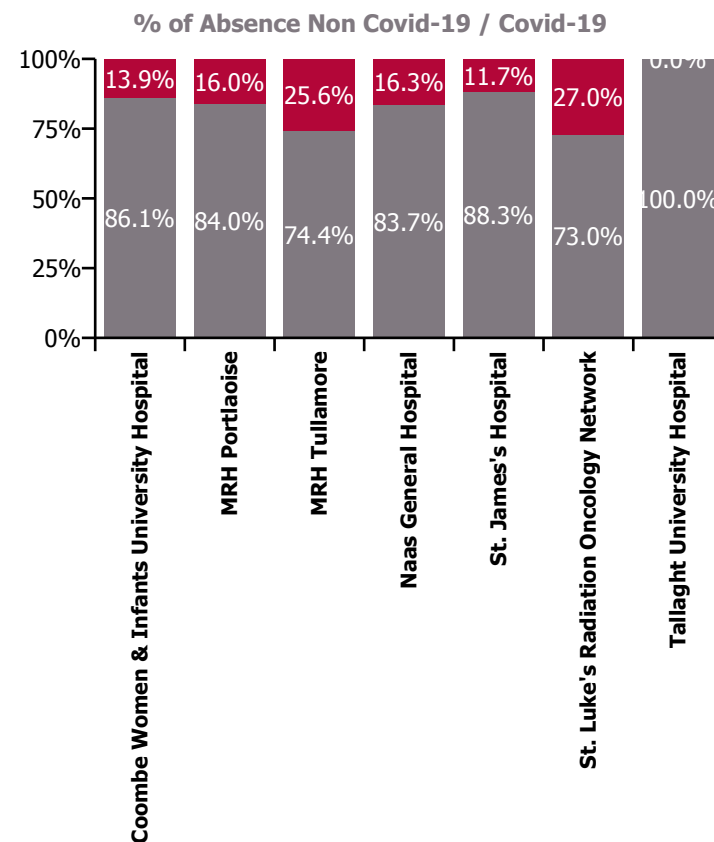
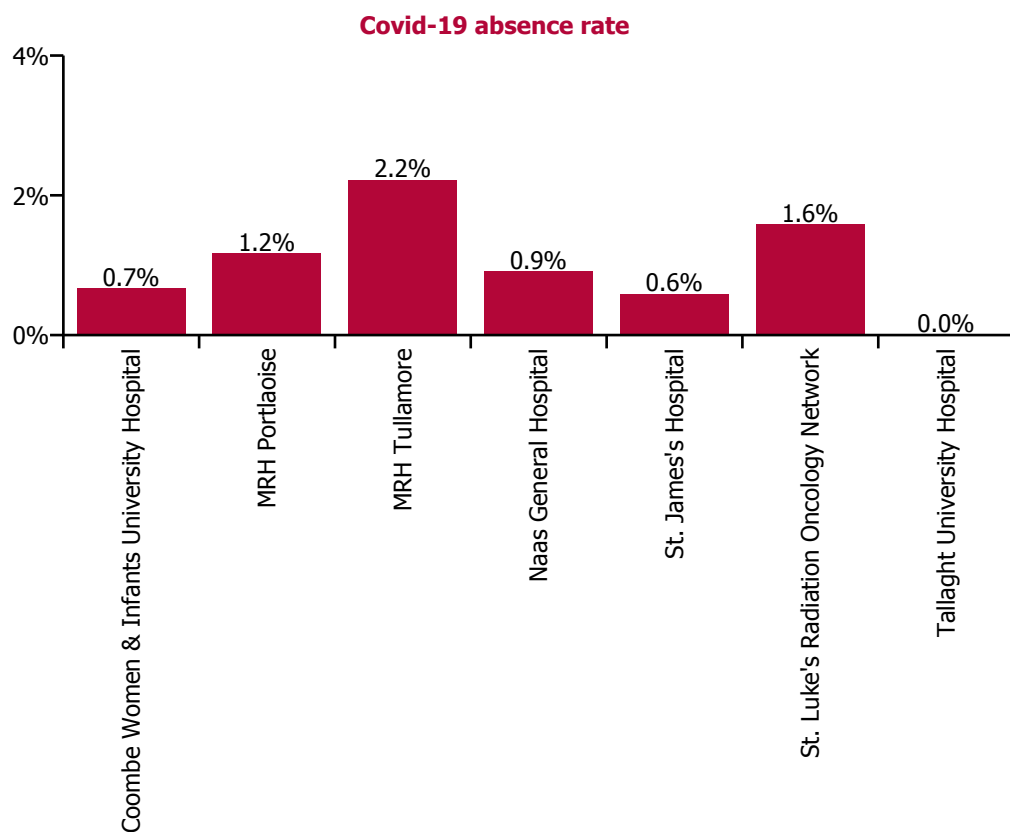
October 2022

Health Service Absence Rate by Hospital: Oct 2022	Medical & Dental	Nursing & Midwifery	Health & Social Care Professionals	Management & Administrative	General Support	Patient & Client Care	Certified absence	Self-certified absence	Non Covid-19 absence	Covid-19 absence	Total absence rate
Dublin Midlands Hospital Group	1.8%	6.5%	4.7%	5.4%	9.0%	7.5%	4.3%	0.8%	5.1%	0.7%	5.8%
Coombe Women & Infants University Hospital	1.3%	5.7%	1.9%	4.5%	6.8%	4.8%	3.2%	0.9%	4.2%	0.7%	4.8%
MRH Portlaoise	3.6%	8.0%	2.4%	3.9%	15.1%	9.6%	5.2%	0.9%	6.1%	1.2%	7.3%
MRH Tullamore	2.1%	8.6%	7.7%	7.5%	14.9%	12.1%	5.7%	0.8%	6.4%	2.2%	8.7%
Naas General Hospital	3.9%	6.4%	6.3%	3.9%	7.5%	5.3%	4.0%	0.7%	4.7%	0.9%	5.6%
St. James's Hospital	1.5%	5.6%	4.8%	4.3%	8.3%	6.3%	3.6%	0.8%	4.4%	0.6%	5.0%
St. Luke's Radiation Oncology Network	0.9%	9.9%	2.6%	6.0%	11.8%	19.2%	3.9%	0.4%	4.3%	1.6%	5.9%
Tallaght University Hospital	1.6%	6.5%	5.3%	7.2%	8.6%	5.2%	5.0%	0.8%	5.8%	0.0%	5.8%



October 2022

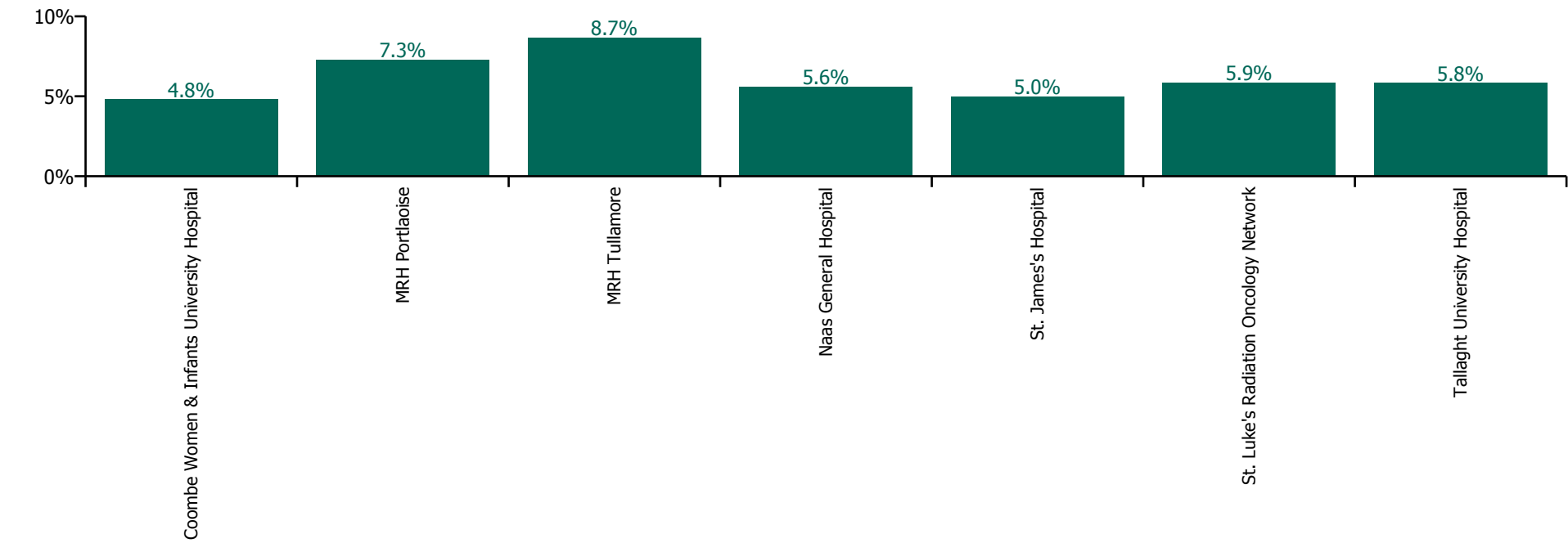
Health Service Covid-19 Absence Rate - by Staff Category & Hospital: Oct 2022	Medical & Dental	Nursing & Midwifery	Health & Social Care Professionals	Management & Administrative	General Support	Patient & Client Care	Covid-19 absence	Non Covid-19 absence	Total absence rate
Dublin Midlands Hospital Group	0.4%	0.8%	0.4%	5.4%	0.9%	1.4%	0.7%	5.1%	5.8%
Coombe Women & Infants University Hospital	0.5%	0.5%	0.6%	4.5%	1.5%	1.0%	0.7%	4.2%	4.8%
MRH Portlaoise	0.7%	1.5%	0.1%	3.9%	1.4%	1.6%	1.2%	6.1%	7.3%
MRH Tullamore	0.5%	2.3%	0.5%	7.5%	4.1%	4.1%	2.2%	6.4%	8.7%
Naas General Hospital	0.4%	1.1%	0.5%	3.9%	0.0%	1.2%	0.9%	4.7%	5.6%
St. James's Hospital	0.5%	0.7%	0.5%	4.3%	0.5%	0.6%	0.6%	4.4%	5.0%
St. Luke's Radiation Oncology Network	0.3%	3.3%	0.7%	6.0%	2.2%	8.6%	1.6%	4.3%	5.9%
Tallaght University Hospital	0.0%	0.0%	0.0%	7.2%	0.0%	0.0%	0.0%	5.8%	5.8%



October 2022

Health Service Absence Rate - by Ho[pital & Staff Category: Oct 2022	Medical & Dental	Nursing & Midwifery	Health & Social Care Professionals	Management & Administrative	General Support	Patient & Client Care	Certified absence	Self-certified absence	Non Covid-19 absence	Covid-19 absence	Total absence rate
Dublin Midlands Hospital Group	1.8%	6.5%	4.7%	5.4%	9.0%	7.5%	4.3%	0.8%	5.1%	0.7%	5.8%
Coombe Women & Infants University Hospital	1.3%	5.7%	1.9%	4.5%	6.8%	4.8%	3.2%	0.9%	4.2%	0.7%	4.8%
MRH Portlaoise	3.6%	8.0%	2.4%	3.9%	15.1%	9.6%	5.2%	0.9%	6.1%	1.2%	7.3%
MRH Tullamore	2.1%	8.6%	7.7%	7.5%	14.9%	12.1%	5.7%	0.8%	6.4%	2.2%	8.7%
Naas General Hospital	3.9%	6.4%	6.3%	3.9%	7.5%	5.3%	4.0%	0.7%	4.7%	0.9%	5.6%
St. James's Hospital	1.5%	5.6%	4.8%	4.3%	8.3%	6.3%	3.6%	0.8%	4.4%	0.6%	5.0%
St. Luke's Radiation Oncology Network	0.9%	9.9%	2.6%	6.0%	11.8%	19.2%	3.9%	0.4%	4.3%	1.6%	5.9%
Tallaght University Hospital	1.6%	6.5%	5.3%	7.2%	8.6%	5.2%	5.0%	0.8%	5.8%	0.0%	5.8%

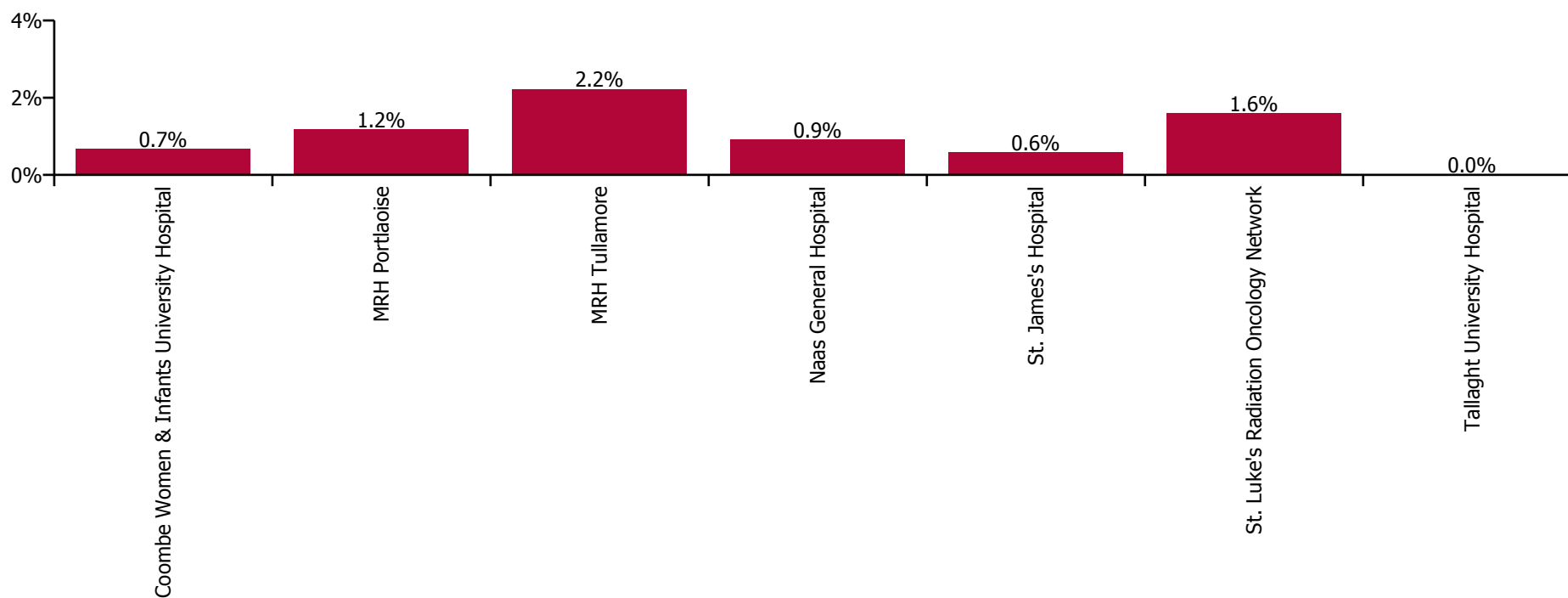
Total absence rate



October 2022

Health Service Covid-19 Absence Rate - by Staff Category & Hospital: Oct 2022	Medical & Dental	Nursing & Midwifery	Health & Social Care Professionals	Management & Administrative	General Support	Patient & Client Care	Covid-19 absence	Non Covid-19 absence	Total absence rate
Dublin Midlands Hospital Group	0.4%	0.8%	0.4%	5.4%	0.9%	1.4%	0.7%	5.1%	5.8%
Coombe Women & Infants University Hospital	0.5%	0.5%	0.6%	4.5%	1.5%	1.0%	0.7%	4.2%	4.8%
MRH Portlaoise	0.7%	1.5%	0.1%	3.9%	1.4%	1.6%	1.2%	6.1%	7.3%
MRH Tullamore	0.5%	2.3%	0.5%	7.5%	4.1%	4.1%	2.2%	6.4%	8.7%
Naas General Hospital	0.4%	1.1%	0.5%	3.9%	0.0%	1.2%	0.9%	4.7%	5.6%
St. James's Hospital	0.5%	0.7%	0.5%	4.3%	0.5%	0.6%	0.6%	4.4%	5.0%
St. Luke's Radiation Oncology Network	0.3%	3.3%	0.7%	6.0%	2.2%	8.6%	1.6%	4.3%	5.9%
Tallaght University Hospital	0.0%	0.0%	0.0%	7.2%	0.0%	0.0%	0.0%	5.8%	5.8%

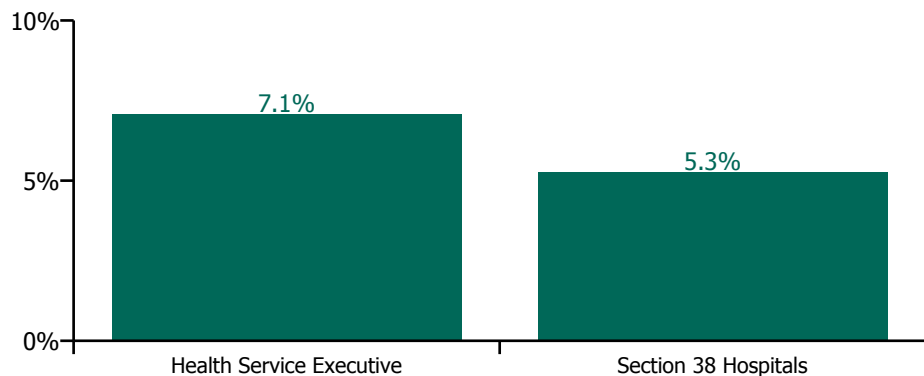
Covid-19 absence rate



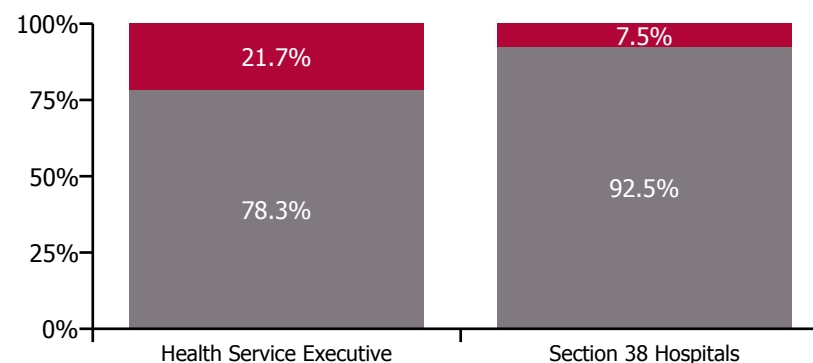
October 2022

Health Service Absence Rate - by Admin & Hospital: Oct 2022	Medical & Dental	Nursing & Midwifery	Health & Social Care Professionals	Management & Administrative	General Support	Patient & Client Care	Certified absence	Self-certified absence	Non Covid-19 absence	Covid-19 absence	Total absence rate
Dublin Midlands Hospital Group	1.8%	6.5%	4.7%	5.4%	9.0%	7.5%	4.3%	0.8%	5.1%	0.7%	5.8%
Health Service Executive	2.7%	8.0%	4.6%	5.4%	12.4%	9.6%	4.8%	0.7%	5.5%	1.5%	7.1%
MRH Portlaoise	3.6%	8.0%	2.4%	3.9%	15.1%	9.6%	5.2%	0.9%	6.1%	1.2%	7.3%
MRH Tullamore	2.1%	8.6%	7.7%	7.5%	14.9%	12.1%	5.7%	0.8%	6.4%	2.2%	8.7%
Naas General Hospital	3.9%	6.4%	6.3%	3.9%	7.5%	5.3%	4.0%	0.7%	4.7%	0.9%	5.6%
St. Luke's Radiation Oncology Network	0.9%	9.9%	2.6%	6.0%	11.8%	19.2%	3.9%	0.4%	4.3%	1.6%	5.9%
Section 38 Hospitals	1.5%	6.0%	4.8%	5.4%	8.1%	5.9%	4.1%	0.8%	4.9%	0.4%	5.3%
Coombe Women & Infants University Hospital	1.3%	5.7%	1.9%	4.5%	6.8%	4.8%	3.2%	0.9%	4.2%	0.7%	4.8%
St. James's Hospital	1.5%	5.6%	4.8%	4.3%	8.3%	6.3%	3.6%	0.8%	4.4%	0.6%	5.0%
Tallaght University Hospital	1.6%	6.5%	5.3%	7.2%	8.6%	5.2%	5.0%	0.8%	5.8%	0.0%	5.8%

Total absence rate



Non Covid-19 & Covid-19 Absence



October 2022

Coombe Women & Infants University Hospital absence by Staff Category	Certified absence	Self-certified absence	Non Covid-19 absence	Covid-19 absence	Total absence rate	% Non Covid-19 absence	% Covid-19 absence
Coombe Women & Infants University Hospital	3.2%	0.9%	4.2%	0.7%	4.8%	86.1%	13.9%
Medical & Dental	0.3%	0.5%	0.8%	0.5%	1.3%	62.7%	37.3%
Nursing & Midwifery	4.1%	1.2%	5.3%	0.5%	5.7%	92.1%	7.9%
Health & Social Care Professionals	1.0%	0.2%	1.3%	0.6%	1.9%	67.7%	32.3%
Management & Administrative	3.2%	0.8%	4.0%	0.5%	4.5%	89.1%	10.9%
General Support	4.1%	1.2%	5.3%	1.5%	6.8%	77.7%	22.3%
Patient & Client Care	3.3%	0.5%	3.8%	1.0%	4.8%	79.3%	20.7%

October 2022

MRH Portlaoise absence by Staff Category	Certified absence	Self-certified absence	Non Covid-19 absence	Covid-19 absence	Total absence rate	% Non Covid-19 absence	% Covid-19 absence
MRH Portlaoise	5.2%	0.9%	6.1%	1.2%	7.3%	84.0%	16.0%
Medical & Dental	2.2%	0.7%	2.9%	0.7%	3.6%	81.6%	18.4%
Nursing & Midwifery	5.4%	1.2%	6.6%	1.5%	8.0%	81.9%	18.1%
Health & Social Care Professionals	1.6%	0.8%	2.3%	0.1%	2.4%	96.2%	3.8%
Management & Administrative	2.7%	0.9%	3.6%	0.3%	3.9%	92.0%	8.0%
General Support	13.6%	0.2%	13.8%	1.4%	15.1%	90.9%	9.1%
Patient & Client Care	7.3%	0.7%	8.0%	1.6%	9.6%	83.4%	16.6%

October 2022

MRH Tullamore absence by Staff Category	Certified absence	Self-certified absence	Non Covid-19 absence	Covid-19 absence	Total absence rate	% Non Covid-19 absence	% Covid-19 absence
MRH Tullamore	5.7%	0.8%	6.4%	2.2%	8.7%	74.4%	25.6%
Medical & Dental	1.1%	0.5%	1.6%	0.5%	2.1%	76.8%	23.2%
Nursing & Midwifery	5.4%	0.9%	6.3%	2.3%	8.6%	73.0%	27.0%
Health & Social Care Professionals	6.7%	0.5%	7.2%	0.5%	7.7%	93.5%	6.5%
Management & Administrative	6.3%	0.6%	6.9%	0.6%	7.5%	91.4%	8.6%
General Support	9.9%	0.9%	10.8%	4.1%	14.9%	72.4%	27.6%
Patient & Client Care	7.2%	0.9%	8.0%	4.1%	12.1%	66.4%	33.6%

October 2022

Naas General Hospital absence by Staff Category	Certified absence	Self-certified absence	Non Covid-19 absence	Covid-19 absence	Total absence rate	% Non Covid-19 absence	% Covid-19 absence
Naas General Hospital	4.0%	0.7%	4.7%	0.9%	5.6%	83.7%	16.3%
Medical & Dental	3.3%	0.2%	3.5%	0.4%	3.9%	89.5%	10.5%
Nursing & Midwifery	4.2%	1.1%	5.3%	1.1%	6.4%	82.4%	17.6%
Health & Social Care Professionals	5.3%	0.5%	5.8%	0.5%	6.3%	92.4%	7.6%
Management & Administrative	2.7%	0.3%	3.0%	1.0%	3.9%	75.7%	24.3%
General Support	7.0%	0.5%	7.5%	0.0%	7.5%	100.0%	0.0%
Patient & Client Care	3.5%	0.5%	4.1%	1.2%	5.3%	77.1%	22.9%

October 2022

St. James's Hospital absence by Staff Category	Certified absence	Self-certified absence	Non Covid-19 absence	Covid-19 absence	Total absence rate	% Non Covid-19 absence	% Covid-19 absence
St. James's Hospital	3.6%	0.8%	4.4%	0.6%	5.0%	88.3%	11.7%
Medical & Dental	0.9%	0.1%	1.0%	0.5%	1.5%	65.3%	34.7%
Nursing & Midwifery	3.7%	1.2%	4.9%	0.7%	5.6%	86.7%	13.3%
Health & Social Care Professionals	3.8%	0.5%	4.3%	0.5%	4.8%	89.1%	10.9%
Management & Administrative	3.4%	0.6%	4.0%	0.3%	4.3%	92.4%	7.6%
General Support	7.3%	0.5%	7.8%	0.5%	8.3%	94.0%	6.0%
Patient & Client Care	4.5%	1.2%	5.7%	0.6%	6.3%	90.6%	9.4%

October 2022

St. Luke's Radiation Oncology Network absence by Staff Category	Certified absence	Self-certified absence	Non Covid-19 absence	Covid-19 absence	Total absence rate	% Non Covid-19 absence	% Covid-19 absence
St. Luke's Radiation Oncology Network	3.9%	0.4%	4.3%	1.6%	5.9%	73.0%	27.0%
Medical & Dental	0.6%	0.1%	0.7%	0.3%	0.9%	72.7%	27.3%
Nursing & Midwifery	6.1%	0.4%	6.6%	3.3%	9.9%	66.8%	33.2%
Health & Social Care Professionals	1.4%	0.5%	1.9%	0.7%	2.6%	74.3%	25.7%
Management & Administrative	4.7%	0.3%	5.0%	1.1%	6.0%	82.1%	17.9%
General Support	9.2%	0.3%	9.6%	2.2%	11.8%	81.2%	18.8%
Patient & Client Care	9.6%	1.0%	10.5%	8.6%	19.2%	55.0%	45.0%

October 2022

Tallaght University Hospital absence by Staff Category	Certified absence	Self-certified absence	Non Covid-19 absence	Covid-19 absence	Total absence rate	% Non Covid-19 absence	% Covid-19 absence
Tallaght University Hospital	5.0%	0.8%	5.8%	0.0%	5.8%	100.0%	0.0%
Medical & Dental	1.3%	0.3%	1.6%	0.0%	1.6%	100.0%	0.0%
Nursing & Midwifery	5.5%	1.0%	6.5%	0.0%	6.5%	100.0%	0.0%
Health & Social Care Professionals	4.5%	0.9%	5.3%	0.0%	5.3%	100.0%	0.0%
Management & Administrative	6.7%	0.6%	7.2%	0.0%	7.2%	100.0%	0.0%
General Support	7.7%	0.8%	8.6%	0.0%	8.6%	100.0%	0.0%
Patient & Client Care	4.5%	0.8%	5.2%	0.0%	5.2%	100.0%	0.0%

Dublin Midlands Hospital Group

Year/ month	Medical & Dental	Nursing & Midwifery	Health & Social Care Professionals	Management & Administrative	General Support	Patient & Client Care	Certified absence	Self-certified absence	Non Covid-19 absence	Covid-19 absence	Total absence rate
2022	2.0%	8.0%	5.6%	6.1%	8.7%	8.9%	3.9%	0.6%	4.5%	2.2%	6.7%
Oct 2022	1.8%	6.5%	4.7%	5.4%	9.0%	7.5%	4.3%	0.8%	5.1%	0.7%	5.8%
Sep 2022	1.5%	6.8%	4.3%	5.2%	7.7%	7.6%	4.3%	0.7%	5.0%	0.6%	5.6%
Aug 2022	1.2%	6.0%	3.7%	4.6%	7.6%	6.6%	3.8%	0.6%	4.4%	0.6%	5.0%
Jul 2022	1.5%	7.4%	5.3%	4.8%	8.7%	9.0%	4.1%	0.6%	4.6%	1.6%	6.2%
Jun 2022	1.6%	7.7%	5.4%	5.6%	8.1%	7.4%	3.7%	0.6%	4.3%	1.9%	6.2%
May 2022	1.3%	6.4%	4.2%	4.5%	6.4%	7.9%	3.6%	0.7%	4.3%	1.0%	5.3%
Apr 2022	2.1%	8.6%	5.0%	6.5%	9.5%	9.4%	3.9%	0.6%	4.5%	2.5%	7.0%
Mar 2022	3.5%	11.4%	8.5%	7.7%	10.5%	11.3%	3.9%	0.6%	4.5%	4.7%	9.2%
Feb 2022	3.0%	9.2%	7.2%	7.0%	9.3%	10.1%	3.7%	0.5%	4.2%	3.6%	7.8%
Jan 2022	2.2%	9.6%	7.1%	9.0%	9.9%	12.6%	3.3%	0.4%	3.8%	4.7%	8.5%
2021	1.4%	6.8%	4.8%	5.7%	7.6%	9.5%	3.6%	0.6%	4.2%	1.8%	6.0%
Dec 2021	2.4%	8.4%	7.4%	8.3%	8.5%	12.2%	4.6%	0.6%	5.2%	2.6%	7.8%
Nov 2021	2.0%	8.1%	6.8%	8.0%	10.6%	10.7%	4.1%	0.9%	5.0%	2.5%	7.5%
Oct 2021	1.7%	7.1%	5.8%	6.6%	7.6%	9.8%	4.0%	0.7%	4.7%	1.8%	6.5%
Sep 2021	1.6%	6.5%	4.3%	5.1%	6.8%	9.4%	3.7%	0.6%	4.3%	1.3%	5.6%
Aug 2021	1.2%	6.4%	4.2%	5.5%	6.3%	9.0%	3.7%	0.5%	4.2%	1.3%	5.5%
Jul 2021	0.8%	5.9%	3.9%	4.3%	5.4%	7.8%	3.4%	0.5%	3.9%	0.9%	4.8%
Jun 2021	0.7%	5.7%	3.6%	3.7%	5.3%	8.0%	3.5%	0.5%	3.9%	0.7%	4.7%
May 2021	0.5%	5.1%	3.3%	4.4%	5.2%	6.9%	3.0%	0.5%	3.5%	0.8%	4.3%
Apr 2021	0.8%	5.6%	3.3%	3.9%	6.1%	8.1%	3.2%	0.4%	3.6%	1.0%	4.7%
Mar 2021	0.7%	5.6%	3.7%	4.2%	8.1%	8.2%	3.3%	0.4%	3.7%	1.3%	4.9%
Feb 2021	1.6%	7.1%	4.5%	6.0%	10.0%	10.8%	3.4%	0.5%	3.9%	2.5%	6.4%
Jan 2021	3.0%	10.1%	6.5%	7.8%	12.2%	12.6%	3.5%	0.6%	4.1%	4.7%	8.8%
2020	2.2%	7.5%	4.6%	5.8%	8.3%	10.0%	3.7%	0.5%	4.2%	2.3%	6.4%
Dec 2020	1.8%	7.1%	4.6%	5.5%	8.2%	9.5%	3.5%	0.6%	4.1%	2.0%	6.1%

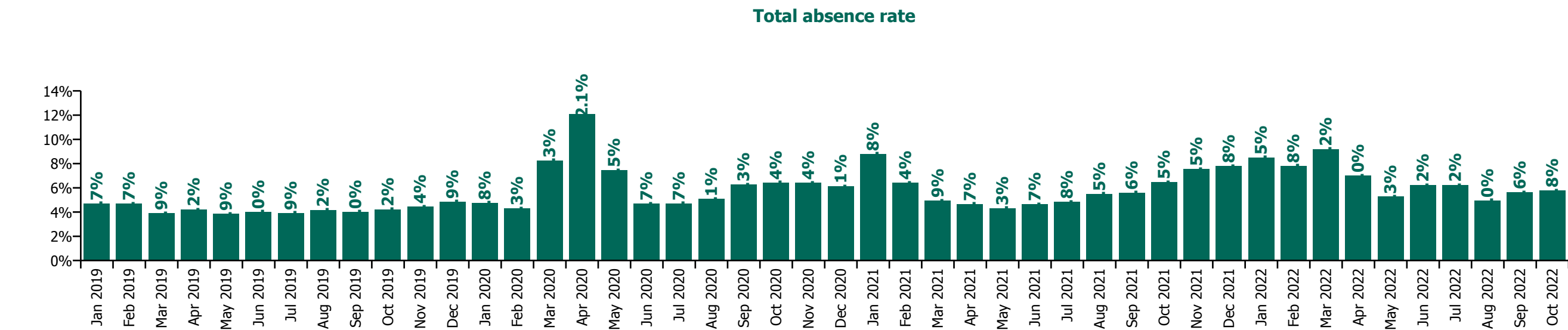
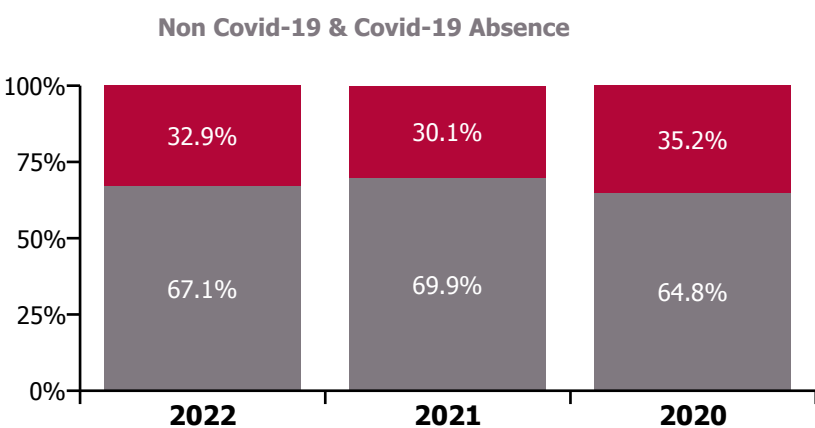
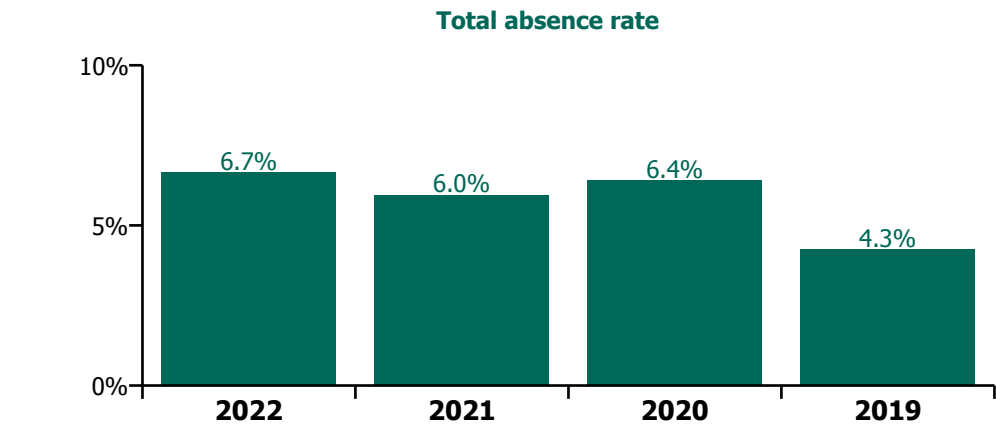
Nov 2020	1.9%	7.6%	4.6%	5.5%	7.8%	11.1%	3.6%	0.5%	4.0%	2.4%	6.4%
Oct 2020	2.0%	7.1%	5.1%	6.0%	9.5%	9.8%	3.8%	0.5%	4.3%	2.2%	6.4%
Sep 2020	1.3%	7.3%	5.3%	6.0%	9.1%	9.1%	3.9%	0.5%	4.4%	1.9%	6.3%
Aug 2020	1.3%	5.3%	4.1%	5.5%	7.4%	8.0%	3.6%	0.5%	4.1%	0.9%	5.1%
Jul 2020	0.9%	5.3%	3.5%	4.5%	6.9%	8.0%	3.4%	0.5%	3.9%	0.8%	4.7%
Jun 2020	1.1%	5.6%	2.8%	4.3%	6.7%	8.1%	3.1%	0.4%	3.5%	1.1%	4.7%
May 2020	2.3%	9.5%	4.3%	5.4%	8.9%	12.0%	3.5%	0.3%	3.8%	3.7%	7.5%
Apr 2020	6.4%	15.6%	6.8%	9.2%	11.8%	18.2%	4.1%	0.3%	4.4%	7.7%	12.1%
Mar 2020	4.7%	9.6%	6.5%	7.3%	9.3%	11.0%	3.7%	0.5%	4.2%	4.0%	8.3%
Feb 2020	1.2%	4.3%	3.6%	4.8%	6.7%	6.5%	3.7%	0.6%	4.3%		4.3%
Jan 2020	1.1%	4.7%	3.9%	5.6%	7.6%	7.4%	4.1%	0.7%	4.8%		4.8%
2019	1.0%	4.5%	3.4%	4.4%	6.5%	6.6%	3.6%	0.6%	4.3%		4.3%
Dec 2019	1.1%	4.9%	4.1%	5.3%	7.9%	7.1%	4.1%	0.8%	4.9%		4.9%
Nov 2019	1.0%	4.7%	4.0%	4.7%	6.6%	6.4%	3.9%	0.6%	4.4%		4.4%
Oct 2019	0.7%	4.3%	3.3%	4.8%	6.5%	7.1%	3.7%	0.6%	4.2%		4.2%
Sep 2019	1.0%	4.3%	2.7%	4.7%	6.1%	6.1%	3.5%	0.6%	4.0%		4.0%
Aug 2019	1.3%	4.5%	3.0%	4.3%	6.1%	6.3%	3.7%	0.5%	4.2%		4.2%
Jul 2019	0.9%	4.3%	3.0%	4.1%	5.8%	5.9%	3.5%	0.5%	3.9%		3.9%
Jun 2019	1.0%	4.0%	3.0%	4.2%	6.1%	7.2%	3.4%	0.7%	4.0%		4.0%
May 2019	1.0%	4.0%	3.4%	3.9%	5.6%	6.2%	3.4%	0.5%	3.9%		3.9%
Apr 2019	1.1%	4.4%	3.7%	3.9%	6.0%	7.1%	3.7%	0.5%	4.2%		4.2%
Mar 2019	0.9%	4.0%	3.7%	3.7%	7.0%	5.3%	3.3%	0.6%	3.9%		3.9%
Feb 2019	1.3%	5.5%	3.5%	4.7%	5.9%	7.0%	3.8%	0.9%	4.7%		4.7%
Jan 2019	1.0%	5.1%	3.6%	4.5%	8.0%	7.1%	4.0%	0.7%	4.7%		4.7%

Dublin Midlands Hospital Group

Year/ month	Coombe Women & Infants University Hospital	MRH Portlaoise	MRH Tullamore	Naas General Hospital	St. James's Hospital	St. Luke's Radiation Oncology Network	Tallaght University Hospital	Acute Services absence rate	Certified absence	Self-certified absence	Non Covid-19 absence	Covid-19 absence	Total absence rate
2022	5.4%	9.1%	10.2%	7.8%	5.4%	6.2%	7.1%	6.7%	3.9%	0.6%	4.5%	2.2%	6.7%
Oct 2022	4.8%	7.3%	8.7%	5.6%	5.0%	5.9%	5.8%	5.8%	4.3%	0.8%	5.1%	0.7%	5.79%
Sep 2022	4.1%	7.5%	8.7%	5.3%	5.0%	5.0%	5.7%	5.6%	4.3%	0.7%	5.0%	0.6%	5.62%
Aug 2022	4.5%	7.0%	9.1%	5.7%	3.8%	4.4%	4.9%	5.0%	3.8%	0.6%	4.4%	0.6%	4.97%
Jul 2022	5.5%	9.1%	10.4%	7.9%	5.2%	7.1%	5.4%	6.2%	4.1%	0.6%	4.6%	1.6%	6.22%
Jun 2022	6.1%	8.2%	9.3%	8.0%	4.5%	5.8%	7.2%	6.2%	3.7%	0.6%	4.3%	1.9%	6.21%
May 2022	6.1%	7.1%	8.5%	6.4%	3.6%	4.6%	6.0%	5.3%	3.6%	0.7%	4.3%	1.0%	5.28%
Apr 2022	6.8%	10.7%	10.5%	8.9%	5.1%	6.1%	7.7%	7.0%	3.9%	0.6%	4.5%	2.5%	7.00%
Mar 2022	7.1%	13.7%	13.6%	12.4%	7.1%	8.8%	10.0%	9.2%	3.9%	0.6%	4.5%	4.7%	9.21%
Feb 2022	6.7%	9.4%	10.5%	8.8%	6.5%	8.1%	8.8%	7.8%	3.7%	0.5%	4.2%	3.6%	7.81%
Jan 2022	2.3%	11.0%	12.1%	10.0%	8.1%	5.9%	9.5%	8.5%	3.3%	0.4%	3.8%	4.7%	8.50%
2021	6.3%	8.1%	8.9%	7.9%	4.4%	5.4%	6.7%	6.0%	3.6%	0.6%	4.2%	1.8%	6.0%
Dec 2021	6.0%	9.1%	10.8%	8.8%	5.1%	6.8%	11.7%	7.8%	4.6%	0.6%	5.2%	2.6%	7.79%
Nov 2021	9.6%	8.9%	10.8%	9.4%	5.6%	7.5%	8.2%	7.5%	4.1%	0.9%	5.0%	2.5%	7.55%
Oct 2021	6.6%	7.8%	10.0%	8.5%	4.8%	5.5%	7.6%	6.5%	4.0%	0.7%	4.7%	1.8%	6.48%
Sep 2021	6.0%	6.6%	8.9%	6.9%	4.2%	4.9%	6.2%	5.6%	3.7%	0.6%	4.3%	1.3%	5.60%
Aug 2021	5.9%	7.1%	8.1%	5.6%	4.3%	6.5%	6.1%	5.5%	3.7%	0.5%	4.2%	1.3%	5.51%
Jul 2021	4.6%	6.6%	7.6%	6.6%	3.8%	3.0%	5.3%	4.8%	3.4%	0.5%	3.9%	0.9%	4.84%
Jun 2021	5.5%	6.7%	7.7%	7.1%	3.3%	4.0%	4.6%	4.7%	3.5%	0.5%	3.9%	0.7%	4.65%
May 2021	4.5%	7.1%	7.2%	6.5%	2.9%	4.6%	4.3%	4.3%	3.0%	0.5%	3.5%	0.8%	4.33%
Apr 2021	5.8%	7.0%	7.8%	6.9%	3.1%	4.2%	4.9%	4.7%	3.2%	0.4%	3.6%	1.0%	4.68%
Mar 2021	4.8%	6.2%	8.2%	7.5%	3.4%	4.5%	5.7%	4.9%	3.3%	0.4%	3.7%	1.3%	4.95%
Feb 2021	6.3%	9.3%	8.8%	9.6%	4.9%	4.9%	6.9%	6.4%	3.4%	0.5%	3.9%	2.5%	6.43%
Jan 2021	10.8%	14.6%	10.3%	10.8%	7.1%	8.4%	8.4%	8.8%	3.5%	0.6%	4.1%	4.7%	8.79%
2020	5.4%	7.4%	8.4%	9.9%	5.5%	6.1%	6.6%	6.4%	3.7%	0.5%	4.2%	2.3%	6.4%
Dec 2020	5.8%	7.8%	9.1%	10.7%	4.4%	6.6%	6.6%	6.1%	3.5%	0.6%	4.1%	2.0%	6.12%
Nov 2020	4.6%	6.8%	8.4%	15.2%	4.9%	6.6%	6.3%	6.4%	3.6%	0.5%	4.0%	2.4%	6.43%
Oct 2020	5.5%	9.1%	9.8%	11.3%	4.8%	7.0%	6.2%	6.4%	3.8%	0.5%	4.3%	2.2%	6.44%
Sep 2020	6.1%	6.4%	10.0%	8.4%	4.9%	6.7%	6.6%	6.3%	3.9%	0.5%	4.4%	1.9%	6.27%
Aug 2020	5.1%	6.8%	6.2%	9.0%	4.0%	5.8%	5.0%	5.1%	3.6%	0.5%	4.1%	0.9%	5.08%
Jul 2020	4.6%	6.2%	6.5%	7.1%	3.8%	4.0%	5.0%	4.7%	3.4%	0.5%	3.9%	0.8%	4.72%
Jun 2020	4.4%	6.4%	6.7%	6.7%	3.7%	4.0%	4.9%	4.7%	3.1%	0.4%	3.5%	1.1%	4.70%
May 2020	5.3%	7.1%	8.8%	10.1%	7.3%	4.8%	7.8%	7.5%	3.5%	0.3%	3.8%	3.7%	7.46%
Apr 2020	8.0%	10.0%	14.0%	14.6%	12.3%	10.7%	12.7%	12.1%	4.1%	0.3%	4.4%	7.7%	12.10%
Mar 2020	6.8%	8.3%	9.7%	10.0%	8.4%	8.1%	7.6%	8.3%	3.7%	0.5%	4.2%	4.0%	8.27%
Feb 2020	3.9%	6.0%	5.5%	5.9%	3.3%	4.1%	5.0%	4.3%	3.7%	0.6%	4.3%		4.30%
Jan 2020	4.3%	7.4%	6.0%		3.8%	5.1%	5.5%	4.8%	4.1%	0.7%	4.8%		4.77%
2019	4.2%	6.0%	6.2%	4.7%	3.3%	4.3%	4.7%	4.3%	3.6%	0.6%	4.3%		4.3%
Dec 2019	5.3%	7.5%	7.1%	4.6%	3.6%	5.5%	5.5%	4.9%	4.1%	0.8%	4.9%		4.85%

Dublin Midlands Hospital Group

Year/ month	Coombe Women & Infants University Hospital	MRH Portlaoise	MRH Tullamore	Naas General Hospital	St. James's Hospital	St. Luke's Radiation Oncology Network	Tallaght University Hospital	Acute Services absence rate	Certified absence	Self-certified absence	Non Covid-19 absence	Covid-19 absence	Total absence rate
Nov 2019	4.1%	6.2%	6.4%	4.8%	3.5%	4.0%	5.0%	4.4%	3.9%	0.6%	4.4%		4.45%
Oct 2019	4.3%	5.3%	6.4%	5.7%	3.3%	3.5%	4.4%	4.2%	3.7%	0.6%	4.2%		4.23%
Sep 2019	4.0%	6.5%	5.8%	4.7%	3.0%	3.7%	4.3%	4.0%	3.5%	0.6%	4.0%		4.03%
Aug 2019	3.6%	7.0%	6.5%	4.5%	3.4%	4.1%	4.1%	4.2%	3.7%	0.5%	4.2%		4.17%
Jul 2019	4.0%	5.2%	5.7%	4.5%	3.2%	2.9%	4.3%	3.9%	3.5%	0.5%	3.9%		3.93%
Jun 2019	4.1%	5.9%	6.5%	4.5%	3.0%	3.8%	4.4%	4.0%	3.4%	0.7%	4.0%		4.03%
May 2019	4.1%	5.5%	6.0%	4.3%	2.8%	4.4%	4.2%	3.9%	3.4%	0.5%	3.9%		3.86%
Apr 2019	4.7%	6.3%	5.7%	5.0%	3.0%	5.0%	4.7%	4.2%	3.7%	0.5%	4.2%		4.21%
Mar 2019	3.8%	4.6%	5.6%	3.9%	2.9%	4.9%	4.7%	3.9%	3.3%	0.6%	3.9%		3.90%
Feb 2019	4.0%	5.8%	6.5%	4.9%	3.6%	4.4%	5.9%	4.7%	3.8%	0.9%	4.7%		4.70%
Jan 2019	3.7%	5.8%	6.3%	4.8%	3.9%	6.0%	5.4%	4.7%	4.0%	0.7%	4.7%		4.71%



Dublin Midlands Hospital Group

Year/ month	Health Service Executive	Section 38 Hospitals	Acute Services absence rate	Certified absence	Self- certified absence	Non Covid-19 absence	Covid-19 absence	Total absence rate
2022	8.6%	5.9%	6.7%	3.9%	0.6%	4.5%	2.2%	6.7%
Oct 2022	7.1%	5.3%	5.8%	4.3%	0.8%	5.1%	0.7%	5.8%
Sep 2022	6.9%	5.1%	5.6%	4.3%	0.7%	5.0%	0.6%	5.6%
Aug 2022	6.9%	4.3%	5.0%	3.8%	0.6%	4.4%	0.6%	5.0%
Jul 2022	8.9%	5.3%	6.2%	4.1%	0.6%	4.6%	1.6%	6.2%
Jun 2022	8.1%	5.5%	6.2%	3.7%	0.6%	4.3%	1.9%	6.2%
May 2022	7.0%	4.6%	5.3%	3.6%	0.7%	4.3%	1.0%	5.3%
Apr 2022	9.3%	6.1%	7.0%	3.9%	0.6%	4.5%	2.5%	7.0%
Mar 2022	12.4%	8.0%	9.2%	3.9%	0.6%	4.5%	4.7%	9.2%
Feb 2022	9.4%	7.2%	7.8%	3.7%	0.5%	4.2%	3.6%	7.8%
Jan 2022	10.2%	7.9%	8.5%	3.3%	0.4%	3.8%	4.7%	8.5%
2021	7.8%	5.3%	6.0%	3.6%	0.6%	4.2%	1.8%	6.0%
Dec 2021	9.2%	7.3%	7.8%	4.6%	0.6%	5.2%	2.6%	7.8%
Nov 2021	9.4%	6.9%	7.5%	4.1%	0.9%	5.0%	2.5%	7.5%
Oct 2021	8.2%	5.8%	6.5%	4.0%	0.7%	4.7%	1.8%	6.5%
Sep 2021	7.1%	5.0%	5.6%	3.7%	0.6%	4.3%	1.3%	5.6%
Aug 2021	7.0%	5.0%	5.5%	3.7%	0.5%	4.2%	1.3%	5.5%
Jul 2021	6.2%	4.4%	4.8%	3.4%	0.5%	3.9%	0.9%	4.8%
Jun 2021	6.7%	3.9%	4.7%	3.5%	0.5%	3.9%	0.7%	4.7%
May 2021	6.5%	3.5%	4.3%	3.0%	0.5%	3.5%	0.8%	4.3%
Apr 2021	6.7%	3.9%	4.7%	3.2%	0.4%	3.6%	1.0%	4.7%
Mar 2021	6.9%	4.3%	4.9%	3.3%	0.4%	3.7%	1.3%	4.9%
Feb 2021	8.3%	5.7%	6.4%	3.4%	0.5%	3.9%	2.5%	6.4%
Jan 2021	11.1%	7.9%	8.8%	3.5%	0.6%	4.1%	4.7%	8.8%
2020	8.1%	5.8%	6.4%	3.7%	0.5%	4.2%	2.3%	6.4%
Dec 2020	8.7%	5.2%	6.1%	3.5%	0.6%	4.1%	2.0%	6.1%
Nov 2020	9.4%	5.3%	6.4%	3.6%	0.5%	4.0%	2.4%	6.4%
Oct 2020	9.5%	5.3%	6.4%	3.8%	0.5%	4.3%	2.2%	6.4%
Sep 2020	8.2%	5.5%	6.3%	3.9%	0.5%	4.4%	1.9%	6.3%
Aug 2020	6.9%	4.4%	5.1%	3.6%	0.5%	4.1%	0.9%	5.1%
Jul 2020	6.1%	4.2%	4.7%	3.4%	0.5%	3.9%	0.8%	4.7%
Jun 2020	6.1%	4.2%	4.7%	3.1%	0.4%	3.5%	1.1%	4.7%
May 2020	8.0%	7.2%	7.5%	3.5%	0.3%	3.8%	3.7%	7.5%
Apr 2020	12.6%	11.9%	12.1%	4.1%	0.3%	4.4%	7.7%	12.1%
Mar 2020	9.2%	7.9%	8.3%	3.7%	0.5%	4.2%	4.0%	8.3%
Feb 2020	5.4%	3.9%	4.3%	3.7%	0.6%	4.3%		4.3%
Jan 2020	6.2%	4.4%	4.8%	4.1%	0.7%	4.8%		4.8%
2019	5.4%	3.8%	4.3%	3.6%	0.6%	4.3%		4.3%
Dec 2019	6.3%	4.3%	4.9%	4.1%	0.8%	4.9%		4.9%
Nov 2019	5.5%	4.0%	4.4%	3.9%	0.6%	4.4%		4.4%
Oct 2019	5.4%	3.8%	4.2%	3.7%	0.6%	4.2%		4.2%
Sep 2019	5.3%	3.6%	4.0%	3.5%	0.6%	4.0%		4.0%
Aug 2019	5.7%	3.6%	4.2%	3.7%	0.5%	4.2%		4.2%

Dublin Midlands Hospital Group

Year/ month	Health Service Executive	Section 38 Hospitals	Acute Services absence rate	Certified absence	Self- certified absence	Non Covid-19 absence	Covid-19 absence	Total absence rate
Jul 2019	4.8%	3.6%	3.9%	3.5%	0.5%	3.9%		3.9%
Jun 2019	5.4%	3.5%	4.0%	3.4%	0.7%	4.0%		4.0%
May 2019	5.2%	3.4%	3.9%	3.4%	0.5%	3.9%		3.9%
Apr 2019	5.5%	3.7%	4.2%	3.7%	0.5%	4.2%		4.2%
Mar 2019	4.8%	3.6%	3.9%	3.3%	0.6%	3.9%		3.9%
Feb 2019	5.6%	4.4%	4.7%	3.8%	0.9%	4.7%		4.7%
Jan 2019	5.7%	4.3%	4.7%	4.0%	0.7%	4.7%		4.7%
2018	5.5%	3.7%	4.2%	3.7%	0.5%	4.2%		4.2%
Dec 2018	5.6%	4.2%	4.6%	3.9%	0.7%	4.6%		4.6%
Nov 2018	4.8%	4.1%	4.3%	3.7%	0.6%	4.3%		4.3%
Oct 2018	5.9%	3.9%	4.4%	3.8%	0.6%	4.4%		4.4%
Sep 2018	5.4%	3.6%	4.1%	3.6%	0.5%	4.1%		4.1%
Aug 2018	5.5%	3.7%	4.2%	3.8%	0.4%	4.2%		4.2%
Jul 2018	4.8%	3.4%	3.8%	3.3%	0.4%	3.8%		3.8%
Jun 2018	5.1%	3.4%	3.9%	3.5%	0.4%	3.9%		3.9%
May 2018	5.3%	3.2%	3.8%	3.4%	0.4%	3.8%		3.8%
Apr 2018	5.2%	3.1%	3.7%	3.2%	0.5%	3.7%		3.7%
Mar 2018	5.3%	3.3%	3.8%	3.4%	0.4%	3.8%		3.8%
Feb 2018	6.0%	3.9%	4.5%	3.9%	0.6%	4.5%		4.5%
Jan 2018	6.7%	4.7%	5.3%	4.5%	0.8%	5.3%		5.3%

