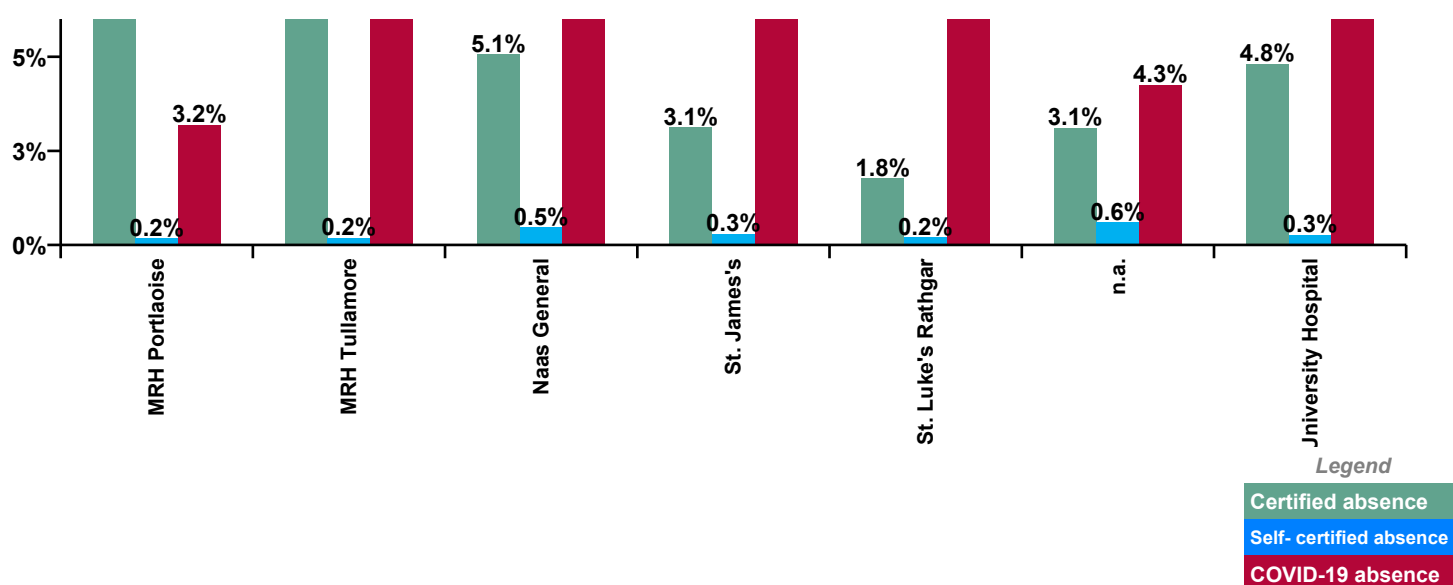


April 2020

Dublin Midlands Hospital Group Absence Rate - by Staff Category: Apr 2020	Certified absence	Self- certified absence	COVID-19 absence	Total absence rate	Certified	Self- certified	COVID-19
Dublin Midlands Hospital Group	4.1%	0.3%	7.7%	12.1%	34.0%	2.5%	63.5%
Medical & Dental	0.9%	0.1%	5.5%	6.4%	13.9%	1.5%	84.6%
Nursing & Midwifery	4.5%	0.4%	10.6%	15.6%	29.1%	2.9%	68.0%
Health & Social Care Professionals	2.8%	0.1%	3.9%	6.8%	41.0%	1.5%	57.4%
Management & Administrative	4.7%	0.1%	4.4%	9.2%	51.4%	1.2%	47.4%
General Support	5.8%	0.3%	5.7%	11.8%	49.1%	2.3%	48.6%
Patient & Client Care	6.4%	0.6%	11.3%	18.2%	35.0%	3.0%	62.0%

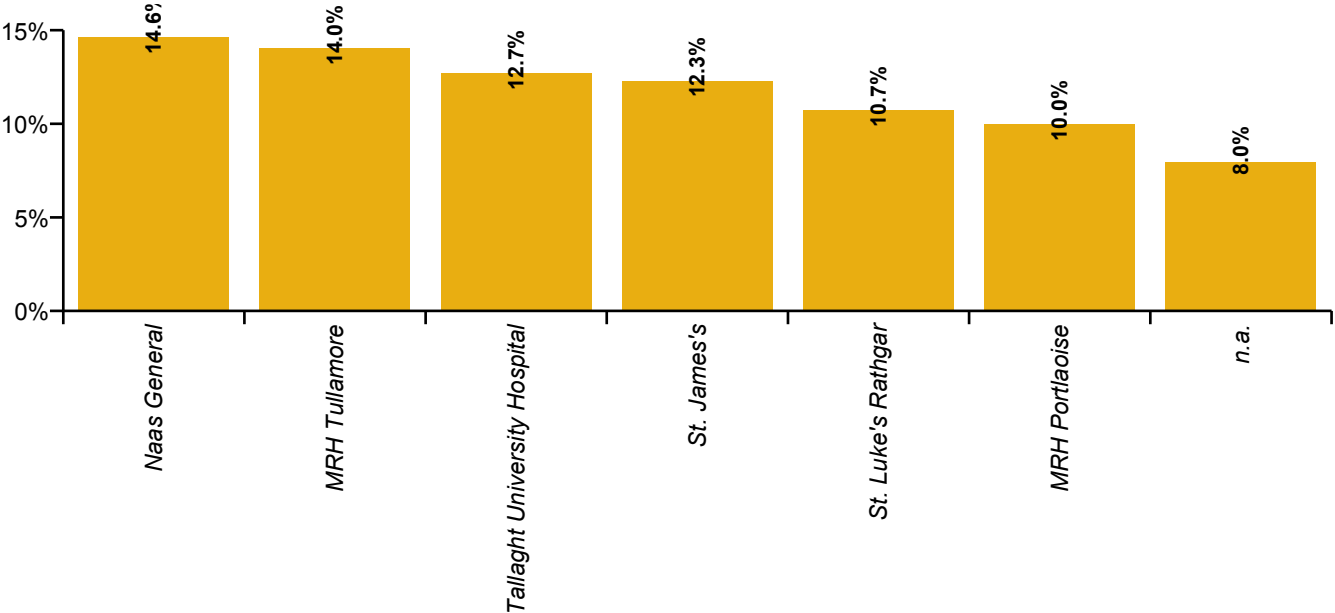
Dublin Midlands Hospital Group Absence Rate - by Hospital: Apr 2020	Certified absence	Self- certified absence	COVID-19 absence	Total absence rate	Certified	Self- certified	COVID-19
Dublin Midlands Hospital Group	4.1%	0.3%	7.7%	12.1%	34.0%	2.5%	63.5%
MRH Portlaoise	6.6%	0.2%	3.2%	10.0%	66.3%	1.8%	31.9%
MRH Tullamore	6.7%	0.2%	7.1%	14.0%	48.0%	1.3%	50.7%
Naas General	5.1%	0.5%	9.1%	14.6%	34.6%	3.2%	62.2%
St. James's	3.1%	0.3%	8.9%	12.3%	25.4%	2.4%	72.3%
St. Luke's Rathgar	1.8%	0.2%	8.8%	10.7%	16.5%	1.8%	81.8%
n.a.	3.1%	0.6%	4.3%	8.0%	39.1%	7.5%	53.5%
Tallaght University Hospital	4.8%	0.3%	7.6%	12.7%	37.9%	2.1%	60.0%

Certified, self-certified & COVID-19: Apr 2020

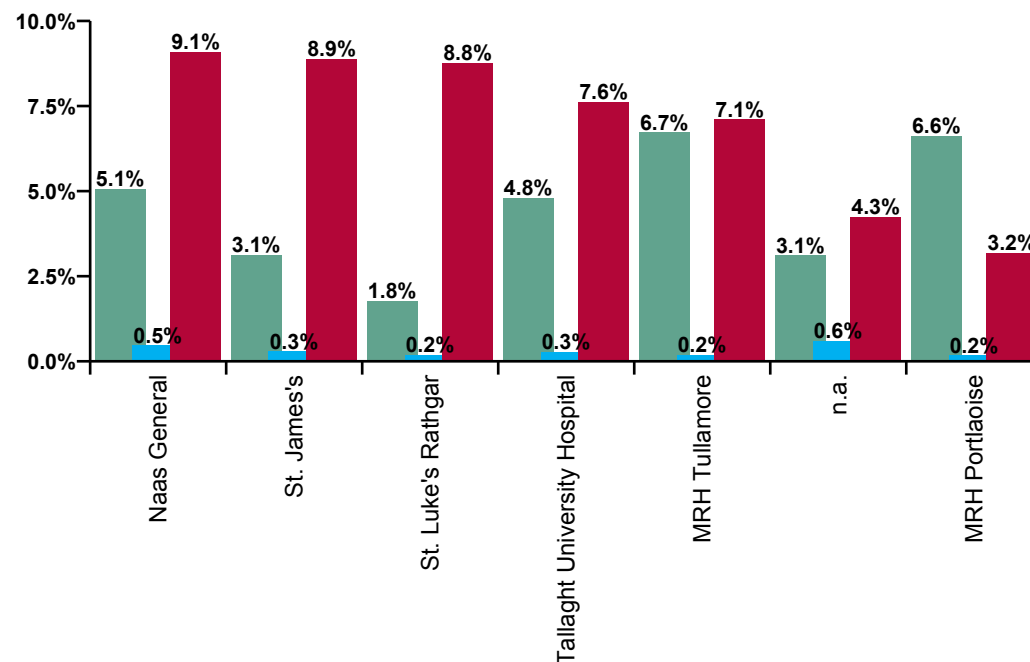
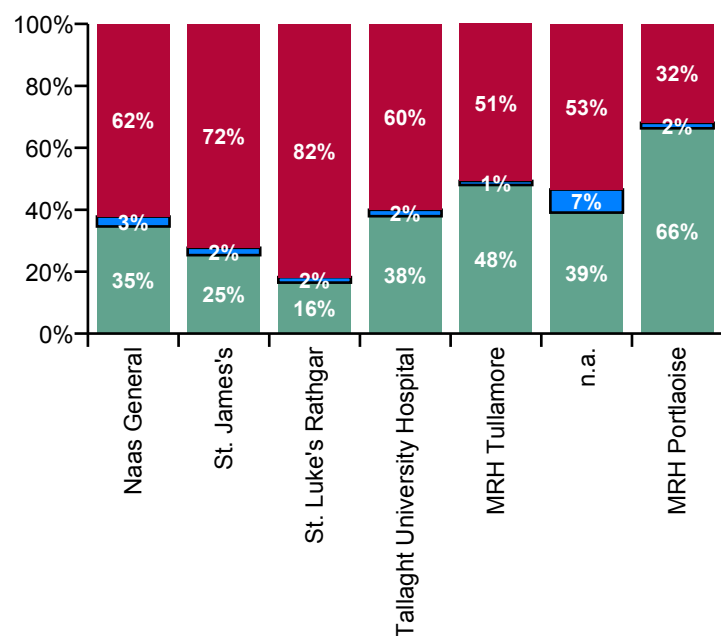


Dublin Midlands Hospital Group Absence type by Hospital: Apr 2020	Certified absence	Self-certified absence	COVID-19 absence	Total absence	Certified	Self-certified	COVID-19
Total (Apr 2020):	4.1%	0.3%	7.7%	12.1%	34.0%	2.5%	63.5%
MRH Portlaoise	6.6%	0.2%	3.2%	10.0%	66.3%	1.8%	31.9%
MRH Tullamore	6.7%	0.2%	7.1%	14.0%	48.0%	1.3%	50.7%
Naas General	5.1%	0.5%	9.1%	14.6%	34.6%	3.2%	62.2%
St. James's	3.1%	0.3%	8.9%	12.3%	25.4%	2.4%	72.3%
St. Luke's Rathgar	1.8%	0.2%	8.8%	10.7%	16.5%	1.8%	81.8%
n.a.	3.1%	0.6%	4.3%	8.0%	39.1%	7.5%	53.5%
Tallaght University Hospital	4.8%	0.3%	7.6%	12.7%	37.9%	2.1%	60.0%

Total absence rate by Hospital: Apr 2020



Dublin Midlands Hospital Group Overall Absence Rate - by Hospital & Staff Category: Apr 2020	Medical & Dental	Nursing & Midwifery	Health & Social Care Professionals	Management & Administrative	General Support	Patient & Client Care	Certified absence	Self-certified absence	COVID-19 absence	Total absence
Dublin Midlands Hospital Group	6.4%	15.6%	6.8%	9.2%	11.8%	18.2%	4.1%	0.3%	7.7%	12.1%
<i>MRH Portlaoise</i>	3.6%	11.5%	9.8%	10.9%	3.5%	11.7%	6.6%	0.2%	3.2%	10.0%
<i>MRH Tullamore</i>	5.1%	17.5%	14.3%	10.4%	4.0%	17.4%	6.7%	0.2%	7.1%	14.0%
<i>Naas General</i>	10.4%	19.4%	6.1%	9.6%	19.5%	16.8%	5.1%	0.5%	9.1%	14.6%
<i>St. James's</i>	4.1%	17.3%	5.6%	7.4%	10.5%	23.9%	3.1%	0.3%	8.9%	12.3%
<i>St. Luke's Rathgar</i>	13.7%	7.8%	6.4%	16.2%	13.8%	25.8%	1.8%	0.2%	8.8%	10.7%
<i>n.a.</i>	4.8%	8.3%	2.2%	6.9%	13.7%	5.1%	3.1%	0.6%	4.3%	8.0%
<i>Tallaght University Hospital</i>	10.3%	15.6%	7.5%	10.4%	13.7%	15.9%	4.8%	0.3%	7.6%	12.7%



Certified absence

Self-certified absence

COVID-19 absence

Dublin Midlands Hospital Group Absence Rate - by Hospital, Staff Category & Absence type: Apr 2020

MRH Portlaoise by Staff Category Apr 2020	Certified absence	Self-certified absence	COVID-19 absence	Total absence	Certified	Self-certified	COVID-19
Total	6.6%	0.2%	3.2%	10.0%	66.3%	1.8%	31.9%
Medical & Dental	1.6%	0.1%	2.0%	3.6%	43.5%	1.5%	55.0%
Nursing & Midwifery	6.9%	0.2%	4.5%	11.5%	59.9%	1.5%	38.6%
Health & Social Care Professionals	5.5%	0.2%	4.0%	9.8%	56.7%	1.8%	41.4%
Management & Administrative	6.8%	0.1%	4.0%	10.9%	62.1%	1.2%	36.7%
General Support	3.5%	0.0%	0.0%	3.5%	100.0%	0.0%	0.0%
Patient & Client Care	9.6%	0.3%	1.8%	11.7%	82.0%	2.4%	15.6%

MRH Tullamore by Staff Category Apr 2020	Certified absence	Self-certified absence	COVID-19 absence	Total absence	Certified	Self-certified	COVID-19
Total	6.7%	0.2%	7.1%	14.0%	48.0%	1.3%	50.7%
Medical & Dental	0.0%	0.1%	4.9%	5.1%	0.8%	2.9%	96.3%
Nursing & Midwifery	8.3%	0.2%	9.0%	17.5%	47.5%	1.1%	51.4%
Health & Social Care Professionals	8.5%	0.1%	5.6%	14.3%	59.8%	0.7%	39.5%
Management & Administrative	6.7%	0.1%	3.6%	10.4%	64.1%	1.0%	34.8%
General Support	1.7%	0.4%	2.0%	4.0%	41.5%	9.7%	48.8%
Patient & Client Care	8.2%	0.2%	8.9%	17.4%	47.2%	1.3%	51.5%

Naas General by Staff Category Apr 2020	Certified absence	Self-certified absence	COVID-19 absence	Total absence	Certified	Self-certified	COVID-19
Total	5.1%	0.5%	9.1%	14.6%	34.6%	3.2%	62.2%
Medical & Dental	2.3%	0.2%	7.9%	10.4%	22.3%	1.6%	76.0%
Nursing & Midwifery	5.8%	0.9%	12.7%	19.4%	29.9%	4.8%	65.3%
Health & Social Care Professionals	1.9%	0.1%	4.1%	6.1%	30.4%	2.3%	67.3%
Management & Administrative	4.9%	0.1%	4.6%	9.6%	51.3%	0.6%	48.1%
General Support	10.1%	0.0%	9.4%	19.5%	51.7%	0.0%	48.3%
Patient & Client Care	6.8%	0.4%	9.6%	16.8%	40.3%	2.5%	57.2%

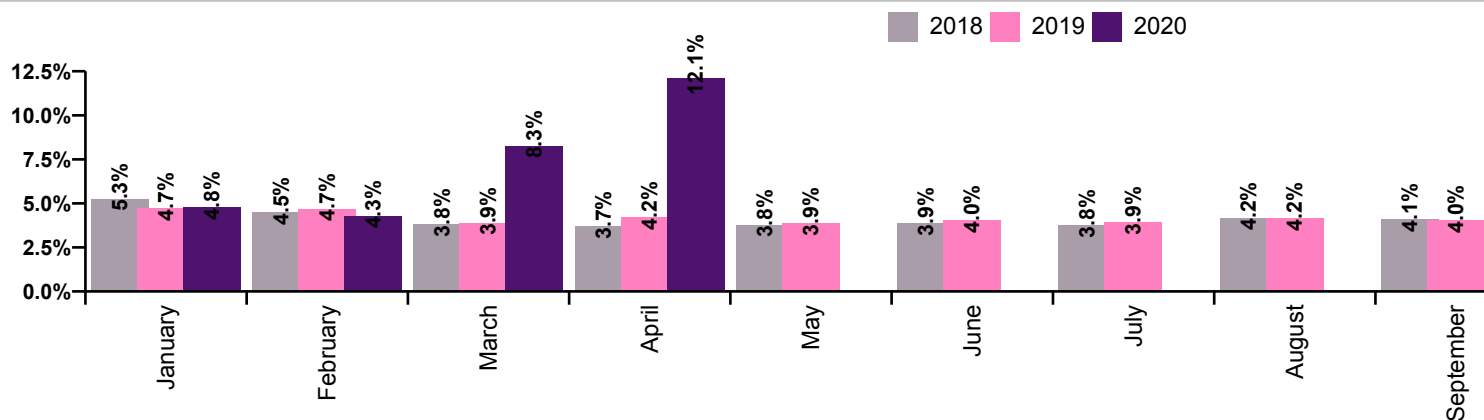
St. James's by Staff Category Apr 2020	Certified absence	Self-certified absence	COVID-19 absence	Total absence	Certified	Self-certified	COVID-19
Total	3.1%	0.3%	8.9%	12.3%	25.4%	2.4%	72.3%
Medical & Dental	0.7%	0.0%	3.4%	4.1%	17.6%	0.7%	81.6%
Nursing & Midwifery	3.3%	0.5%	13.5%	17.3%	19.3%	2.7%	77.9%
Health & Social Care Professionals	1.8%	0.1%	3.7%	5.6%	31.9%	1.5%	66.6%
Management & Administrative	4.4%	0.0%	2.9%	7.4%	59.6%	0.6%	39.8%
General Support	5.1%	0.2%	5.2%	10.5%	48.7%	1.8%	49.6%
Patient & Client Care	4.4%	0.7%	18.8%	23.9%	18.6%	3.0%	78.5%

St. Luke's Rathgar by Staff Category Apr 2020	Certified absence	Self-certified absence	COVID-19 absence	Total absence	Certified	Self-certified	COVID-19
Total	1.8%	0.2%	8.8%	10.7%	16.5%	1.8%	81.8%
Medical & Dental	0.0%	0.0%	13.7%	13.7%	0.0%	0.0%	100.0%
Nursing & Midwifery	1.1%	0.1%	6.6%	7.8%	14.4%	1.1%	84.5%
Health & Social Care Professionals	0.8%	0.1%	5.5%	6.4%	12.0%	1.9%	86.1%
Management & Administrative	2.9%	0.1%	13.2%	16.2%	17.8%	0.6%	81.6%
General Support	6.3%	0.0%	7.5%	13.8%	45.9%	0.0%	54.1%
Patient & Client Care	0.0%	3.1%	22.7%	25.8%	0.0%	12.1%	87.9%

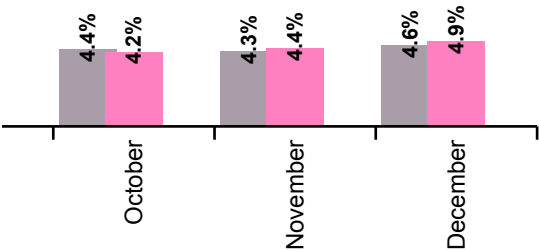
n.a. by Staff Category Apr 2020	Certified absence	Self-certified absence	COVID-19 absence	Total absence	Certified	Self-certified	COVID-19
Total	3.1%	0.6%	4.3%	8.0%	39.1%	7.5%	53.5%
Medical & Dental	0.5%	0.4%	3.9%	4.8%	9.8%	8.7%	81.5%
Nursing & Midwifery	3.5%	0.8%	4.0%	8.3%	42.4%	9.1%	48.6%
Health & Social Care Professionals	0.0%	0.0%	2.2%	2.2%	0.0%	0.0%	100.0%
Management & Administrative	2.4%	0.2%	4.3%	6.9%	34.8%	2.3%	62.9%
General Support	6.4%	0.7%	6.6%	13.7%	46.3%	5.4%	48.3%
Patient & Client Care	1.4%	1.2%	2.6%	5.1%	26.8%	23.0%	50.2%

Tallaght University Hospital by Staff Category Apr 2020	Certified absence	Self-certified absence	COVID-19 absence	Total absence	Certified	Self-certified	COVID-19
Total	4.8%	0.3%	7.6%	12.7%	37.9%	2.1%	60.0%
Medical & Dental	1.3%	0.1%	8.9%	10.3%	12.4%	1.2%	86.3%
Nursing & Midwifery	5.0%	0.3%	10.3%	15.6%	32.1%	2.2%	65.7%
Health & Social Care Professionals	4.3%	0.1%	3.0%	7.5%	57.7%	1.8%	40.4%
Management & Administrative	5.4%	0.2%	4.8%	10.4%	52.1%	2.1%	45.8%
General Support	7.0%	0.2%	6.5%	13.7%	51.0%	1.6%	47.4%
Patient & Client Care	7.4%	0.5%	8.0%	15.9%	46.4%	3.2%	50.4%

Dublin Midlands Hospital Group Absence Rate - by Staff Category	Medical & Dental	Nursing & Midwifery	Health & Social Care Professionals	Management & Administrative	General Support	Patient & Client Care	Certif absen
DML HG: 2020	3.5%	8.7%	5.3%	6.8%	8.9%	11.1%	
April	6.4%	15.6%	6.8%	9.2%	11.8%	18.2%	
March	4.7%	9.6%	6.5%	7.3%	9.3%	11.0%	
February	1.2%	4.3%	3.6%	4.8%	6.7%	6.5%	
January	1.1%	4.7%	3.9%	5.6%	7.6%	7.4%	
DML HG: 2019	1.0%	4.5%	3.4%	4.4%	6.5%	6.6%	
December	1.1%	4.9%	4.1%	5.3%	7.9%	7.1%	
November	1.0%	4.7%	4.0%	4.7%	6.6%	6.4%	
October	0.7%	4.3%	3.3%	4.8%	6.5%	7.1%	
September	1.0%	4.3%	2.7%	4.7%	6.1%	6.1%	
August	1.3%	4.5%	3.0%	4.3%	6.1%	6.3%	
July	0.9%	4.3%	3.0%	4.1%	5.8%	5.9%	
June	1.0%	4.0%	3.0%	4.2%	6.1%	7.2%	
May	1.0%	4.0%	3.4%	3.9%	5.6%	6.2%	
April	1.1%	4.4%	3.7%	3.9%	6.0%	7.1%	
March	0.9%	4.0%	3.7%	3.7%	7.0%	5.3%	
February	1.3%	5.5%	3.5%	4.7%	5.9%	7.0%	
January	1.0%	5.1%	3.6%	4.5%	8.0%	7.1%	
DML HG: 2018	0.8%	4.3%	3.2%	4.1%	6.6%	7.4%	



ijed nce	Self- certified absence	COVID-19 absence	Total absence
3.9%	0.5%	3.0%	7.5%
4.1%	0.3%	7.7%	12.1%
3.7%	0.5%	4.0%	8.3%
3.7%	0.6%	0.0%	4.3%
4.1%	0.7%	0.0%	4.8%
3.6%	0.6%	0.0%	4.3%
4.1%	0.8%	0.0%	4.9%
3.9%	0.6%	0.0%	4.4%
3.7%	0.6%	0.0%	4.2%
3.5%	0.6%	0.0%	4.0%
3.7%	0.5%	0.0%	4.2%
3.5%	0.5%	0.0%	3.9%
3.4%	0.7%	0.0%	4.0%
3.4%	0.5%	0.0%	3.9%
3.7%	0.5%	0.0%	4.2%
3.3%	0.6%	0.0%	3.9%
3.8%	0.9%	0.0%	4.7%
4.0%	0.7%	0.0%	4.7%
3.7%	0.5%	0.0%	4.2%



Dublin Midlands Hospital Group Absence Rate - by Hospital	MRH Portlaoise	MRH Tullamore	Naas General	St. James's	St. Luke's Rathgar	n.a.	Tallaght University Hospital	Total absence	Certified absence	Self- certified absence	COVID-19 absence
DML HG: 2020 overall	7.9%	8.9%	10.2%	7.0%	7.0%	5.8%	7.7%	7.5%	3.9%	0.5%	3.0%
Medical & Dental	3.0%	3.6%	7.1%	2.3%	5.1%	2.7%	4.8%	3.5%	0.9%	0.2%	2.4%
Nursing & Midwifery	8.0%	10.3%	11.9%	9.2%	5.8%	6.0%	8.2%	8.7%	3.9%	0.7%	4.0%
Health & Social Care Professionals	9.1%	10.5%	6.2%	4.0%	4.7%	1.5%	6.4%	5.3%	3.1%	0.3%	1.9%
Management & Administrative	8.9%	6.4%	7.2%	5.4%	9.0%	6.0%	8.2%	6.8%	4.7%	0.3%	1.8%
General Support	5.8%	4.7%	14.5%	7.9%	12.8%	9.4%	9.8%	8.9%	6.1%	0.5%	2.2%
Patient & Client Care	9.9%	11.0%	13.0%	12.1%	14.1%	5.0%	10.2%	11.1%	6.0%	0.7%	4.4%
Total April:	10.0%	14.0%	14.6%	12.3%	10.7%	8.0%	12.7%	12.1%	4.1%	0.3%	7.7%
Medical & Dental	3.6%	5.1%	10.4%	4.1%	13.7%	4.8%	10.3%	6.4%	0.9%	0.1%	5.5%
Nursing & Midwifery	11.5%	17.5%	19.4%	17.3%	7.8%	8.3%	15.6%	15.6%	4.5%	0.4%	10.6%
Health & Social Care Professionals	9.8%	14.3%	6.1%	5.6%	6.4%	2.2%	7.5%	6.8%	2.8%	0.1%	3.9%
Management & Administrative	10.9%	10.4%	9.6%	7.4%	16.2%	6.9%	10.4%	9.2%	4.7%	0.1%	4.4%
General Support	3.5%	4.0%	19.5%	10.5%	13.8%	13.7%	13.7%	11.8%	5.8%	0.3%	5.7%
Patient & Client Care	11.7%	17.4%	16.8%	23.9%	25.8%	5.1%	15.9%	18.2%	6.4%	0.6%	11.3%
Total March:	8.3%	9.7%	10.0%	8.4%	8.1%	6.8%	7.6%	8.3%	3.7%	0.5%	4.0%
Medical & Dental	5.6%	6.0%	7.6%	3.6%	5.9%	4.0%	5.3%	4.7%	0.9%	0.2%	3.7%
Nursing & Midwifery	8.4%	11.4%	11.0%	10.5%	8.0%	8.2%	7.7%	9.6%	3.9%	0.7%	5.0%
Health & Social Care Professionals	6.1%	12.3%	8.7%	5.1%	6.5%	1.8%	7.9%	6.5%	2.9%	0.3%	3.2%
Management & Administrative	9.8%	6.1%	5.0%	7.2%	7.1%	6.7%	8.2%	7.3%	4.4%	0.3%	2.6%
General Support	5.1%	3.7%	13.1%	9.7%	14.2%	8.4%	8.9%	9.3%	5.8%	0.5%	2.9%
Patient & Client Care	9.9%	10.6%	13.0%	12.9%	15.1%	5.3%	8.1%	11.0%	5.4%	0.6%	5.1%
Total February:	6.0%	5.5%	5.9%	3.3%	4.1%	3.9%	5.0%	4.3%	3.7%	0.6%	
Medical & Dental	0.8%	1.1%	3.0%	0.6%	0.4%	0.6%	2.1%	1.2%	0.9%	0.2%	
Nursing & Midwifery	5.6%	5.6%	5.6%	3.6%	2.2%	3.9%	4.5%	4.3%	3.5%	0.8%	
Health & Social Care Professionals	8.3%	8.2%	3.4%	2.7%	2.3%	0.3%	5.0%	3.6%	3.1%	0.5%	
Management & Administrative	7.2%	4.7%	7.1%	3.4%	6.2%	5.0%	5.8%	4.8%	4.4%	0.5%	
General Support	6.7%	4.2%	10.2%	5.3%	11.6%	7.4%	7.1%	6.7%	6.1%	0.6%	
Patient & Client Care	7.9%	7.0%	8.9%	4.7%	4.5%	2.1%	8.3%	6.5%	5.7%	0.8%	
Total January:	7.4%	6.0%		3.8%	5.1%	4.3%	5.5%	4.8%	4.1%	0.7%	
Medical & Dental	1.7%	2.0%		0.9%	0.2%	0.9%	1.3%	1.1%	0.9%	0.2%	
Nursing & Midwifery	6.3%	6.0%		4.7%	4.8%	3.2%	4.5%	4.7%	3.8%	0.9%	
Health & Social Care Professionals	11.8%	6.9%		2.6%	3.2%	1.6%	5.2%	3.9%	3.4%	0.5%	
Management & Administrative	7.7%	4.1%		3.7%	6.7%	5.5%	8.2%	5.6%	5.1%	0.5%	
General Support	8.1%	6.7%		5.8%	11.8%	8.5%	9.1%	7.6%	7.0%	0.7%	
Patient & Client Care	10.1%	8.4%		5.1%	9.9%	7.0%	8.5%	7.4%	6.5%	0.9%	
DML HG: 2019 overall	6.0%	6.2%	4.7%	3.3%	4.5%	4.4%	4.9%	4.3%	3.6%	0.6%	
Medical & Dental	1.5%	2.0%	1.4%	0.8%	1.2%	0.9%	1.2%	1.0%	0.9%	0.2%	
Nursing & Midwifery	6.1%	5.9%	5.1%	3.7%	3.3%	4.7%	4.6%	4.5%	3.6%	0.9%	
Health & Social Care Professionals	7.8%	9.4%	2.2%	2.2%	3.3%	3.4%	5.0%	3.4%	3.1%	0.3%	
Management & Administrative	7.1%	5.8%	3.9%	3.5%	4.2%	4.3%	6.8%	4.4%	3.9%	0.5%	
General Support	3.6%	4.7%	11.8%	5.1%	10.8%	6.9%	7.2%	6.5%	5.8%	0.7%	
Patient & Client Care	7.3%	7.7%	7.2%	5.0%	8.0%	6.8%	7.0%	6.6%	5.8%	0.8%	
DML HG: 2018 overall	5.4%	5.9%	4.7%	3.4%	5.3%	4.2%		4.2%	3.7%	0.5%	
Medical & Dental	0.7%	1.5%	2.0%	0.6%	1.6%	0.8%		0.8%	0.6%	0.1%	
Nursing & Midwifery	5.6%	5.5%	4.1%	3.8%	6.8%	4.3%		4.3%	3.6%	0.7%	
Health & Social Care Professionals	6.0%	6.2%	0.5%	2.6%	3.4%	3.3%		3.2%	2.9%	0.3%	
Management & Administrative	5.8%	7.5%	2.7%	3.2%	6.4%	4.0%		4.1%	3.7%	0.4%	
General Support	2.5%	2.6%	5.7%	6.4%	10.7%	6.6%		6.6%	5.9%	0.7%	
Patient & Client Care	7.7%	8.9%	12.3%	5.5%	4.4%	7.4%		7.4%	6.7%	0.8%	