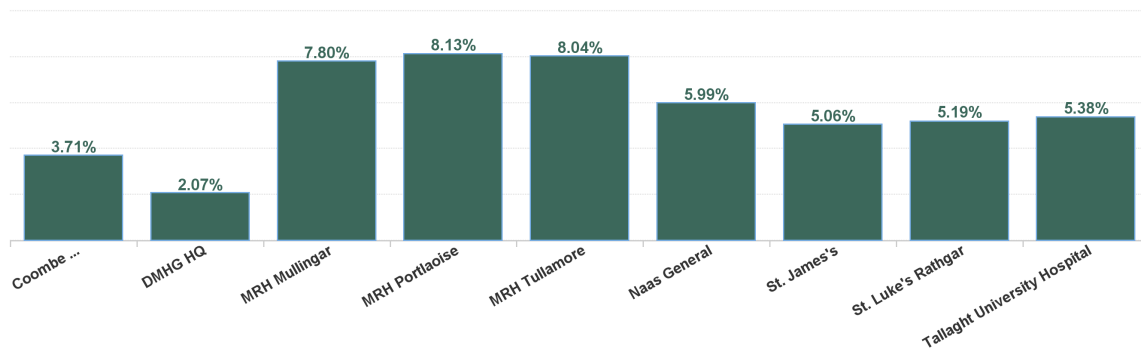


August 2024

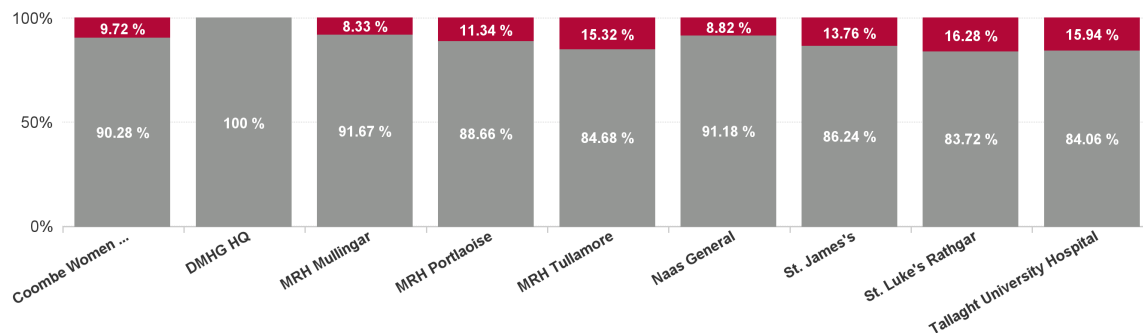
Health Service Absence Rate - by Staff Category: Aug 2024	Certified absence	Self-certified absence	Non Covid-19 absence	Covid-19 absence	Total absence rate	% Non Covid-19 absence	% Covid-19 absence
Dublin Midlands Hospital Group	4.29%	0.69%	4.99%	0.76%	5.75%	86.78%	13.22%
Medical & Dental	1.12%	0.23%	1.35%	0.16%	1.51%	89.65%	10.35%
Nursing & Midwifery	4.16%	1.02%	5.17%	0.93%	6.10%	84.79%	15.21%
Health & Social Care Professionals	3.56%	0.47%	4.03%	0.75%	4.78%	84.31%	15.69%
Management & Administrative	5.28%	0.36%	5.64%	0.62%	6.26%	90.16%	9.84%
General Support	5.23%	0.69%	5.92%	0.96%	6.88%	86.03%	13.97%
Patient & Client Care	7.63%	0.83%	8.46%	1.01%	9.47%	89.29%	10.71%

Health Service Absence Rate - by Care Group: Aug 2024	Certified absence	Self-certified absence	Non Covid-19 absence	Covid-19 absence	Total absence rate	% Non Covid-19 absence	% Covid-19 absence
Dublin Midlands Hospital Group	4.29%	0.69%	4.99%	0.76%	5.75%	86.78%	13.22%
Coombe Women & Infants University Hospital	2.00%	1.35%	3.35%	0.36%	3.71%	90.28%	9.72%
DMHG HQ	2.00%	0.08%	2.07%	0.00%	2.07%	100.00%	0.00%
MRH Mullingar	6.52%	0.63%	7.15%	0.65%	7.80%	91.67%	8.33%
MRH Portlaoise	6.60%	0.61%	7.20%	0.92%	8.13%	88.66%	11.34%
MRH Tullamore	6.26%	0.54%	6.81%	1.23%	8.04%	84.68%	15.32%
Naas General	4.65%	0.81%	5.46%	0.53%	5.99%	91.18%	8.82%
St. James's	3.68%	0.68%	4.36%	0.70%	5.06%	86.24%	13.76%
St. Luke's Rathgar	3.71%	0.64%	4.34%	0.85%	5.19%	83.72%	16.28%
Tallaght University Hospital	3.93%	0.59%	4.52%	0.86%	5.38%	84.06%	15.94%

Total Absence Rate



% of Absence Non Covid-19 / Covid-19



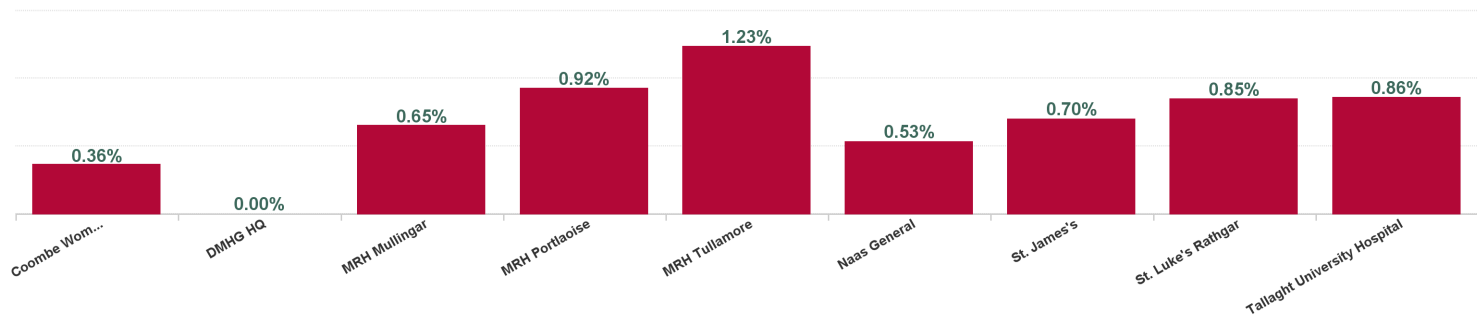
August 2024

Health Service Absence Rate - by Hospital : Aug 2024	Certified absence	Self-certified absence	Non Covid-19 absence	Covid-19 absence	Total absence rate	Medical & Dental	Nursing & Midwifery	Health & Social Care Professionals	Management & Administrative	General Support	Patient & Client Care
Dublin Midlands Hospital Group	4.29%	0.69%	4.99%	0.76%	5.75%	1.51%	6.10%	4.78%	6.26%	6.88%	9.47%
Coombe Women & Infants University Hos	2.00%	1.35%	3.35%	0.36%	3.71%	1.01%	4.82%	1.43%	2.65%	4.81%	5.36%
DMHG HQ	2.00%	0.08%	2.07%	0.00%	2.07%		0.00%	0.00%	2.29%		
MRH Mullingar	6.52%	0.63%	7.15%	0.65%	7.80%	1.88%	8.01%	6.14%	7.45%	13.02%	12.70%
MRH Portlaoise	6.60%	0.61%	7.20%	0.92%	8.13%	2.86%	7.18%	9.18%	13.11%	8.36%	10.82%
MRH Tullamore	6.26%	0.54%	6.81%	1.23%	8.04%	2.38%	8.11%	6.52%	7.20%	12.77%	12.36%
Naas General	4.65%	0.81%	5.46%	0.53%	5.99%	1.27%	5.58%	4.70%	8.04%	2.68%	9.80%
St. James's	3.68%	0.68%	4.36%	0.70%	5.06%	1.15%	5.84%	3.35%	5.42%	6.30%	8.32%
St. Luke's Rathgar	3.71%	0.64%	4.34%	0.85%	5.19%	0.00%	10.15%	4.36%	3.74%	6.96%	18.73%
Tallaght University Hospital	3.93%	0.59%	4.52%	0.86%	5.38%	1.72%	5.21%	6.42%	7.33%	7.07%	6.19%

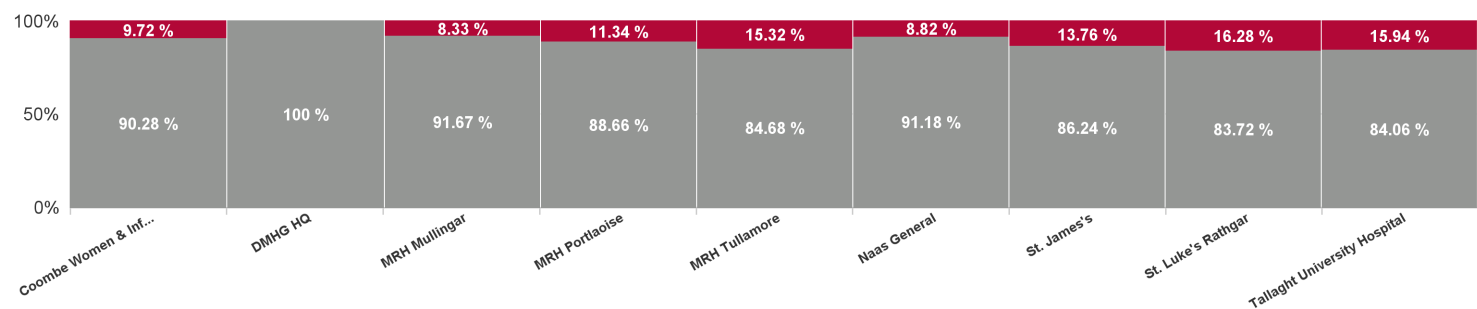
August 2024

Health Service Absence Rate - by Staff Category & Hospital: Aug 2024	Non Covid-19 absence	Covid-19 absence	Total absence rate	Medical & Dental	Nursing & Midwifery	Health & Social Care Professionals	Management & Administrative	General Support	Patient & Client Care
Dublin Midlands Hospital Group	4.99%	0.76%	0.76%	0.16%	0.93%	0.75%	0.62%	0.96%	1.01%
Coombe Women & Infants University Hospital	3.35%	0.36%	3.71%	0.28%	0.41%	0.31%	0.37%	0.35%	0.24%
DMHG HQ	2.07%	0.00%	2.07%		0.00%	0.00%	0.00%		
MRH Mullingar	7.15%	0.65%	7.80%	0.17%	0.58%	1.33%	0.79%	0.34%	0.85%
MRH Portlaoise	7.20%	0.92%	8.13%	0.20%	0.91%	1.50%	0.88%	3.30%	0.92%
MRH Tullamore	6.81%	1.23%	8.04%	0.37%	1.40%	1.00%	0.71%	2.60%	1.58%
Naas General	5.46%	0.53%	5.99%	0.13%	0.55%	0.48%	0.60%	0.12%	0.80%
St. James's	4.36%	0.70%	5.06%	0.13%	1.00%	0.53%	0.32%	0.70%	1.05%
St. Luke's Rathgar	4.34%	0.85%	5.19%	0.00%	2.84%	0.78%	0.49%	0.00%	0.63%
Tallaght University Hospital	4.52%	0.86%	5.38%	0.11%	0.88%	0.91%	1.06%	1.59%	0.99%

Total COVID Absence Rate

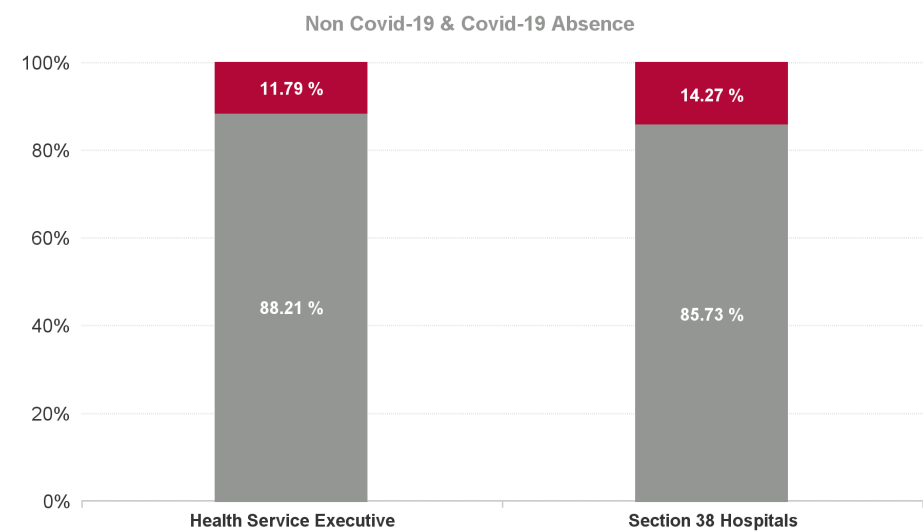
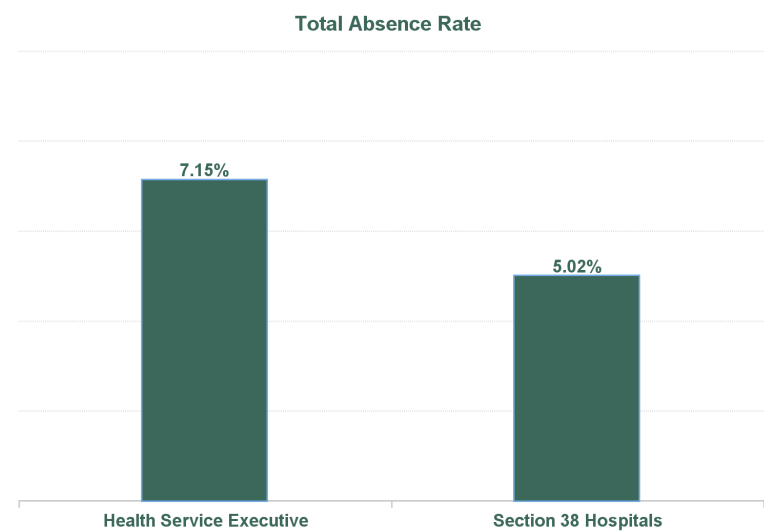


% of Absence Non Covid-19 / Covid-19



August 2024

Health Service Absence Rate - by Admin : Aug 2024	Certified absence	Self-certified absence	Non Covid-19 absence	Covid-19 absence	Total absence rate	Medical & Dental	Nursing & Midwifery	Health & Social Care Professionals	Management & Administrative	General Support	Patient & Client Care
Dublin Midlands Hospital Group	4.29%	0.69%	4.99%	0.76%	5.75%	1.51%	6.10%	4.78%	6.26%	6.88%	9.47%
DMHG HQ	2.00%	0.08%	2.07%	0.00%	2.07%		0.00%	0.00%	2.29%		
MRH Mullingar	6.52%	0.63%	7.15%	0.65%	7.80%	1.88%	8.01%	6.14%	7.45%	13.02%	12.70%
MRH Portlaoise	6.60%	0.61%	7.20%	0.92%	8.13%	2.86%	7.18%	9.18%	13.11%	8.36%	10.82%
MRH Tullamore	6.26%	0.54%	6.81%	1.23%	8.04%	2.38%	8.11%	6.52%	7.20%	12.77%	12.36%
Naas General	4.65%	0.81%	5.46%	0.53%	5.99%	1.27%	5.58%	4.70%	8.04%	2.68%	9.80%
St. Luke's Rathgar	3.71%	0.64%	4.34%	0.85%	5.19%	0.00%	10.15%	4.36%	3.74%	6.96%	18.73%
Health Service Executive	5.68%	0.63%	6.31%	0.84%	7.15%	1.82%	7.47%	5.64%	7.31%	8.94%	11.67%
Coombe Women & Infants University Hospital	2.00%	1.35%	3.35%	0.36%	3.71%	1.01%	4.82%	1.43%	2.65%	4.81%	5.36%
St. James's	3.68%	0.68%	4.36%	0.70%	5.06%	1.15%	5.84%	3.35%	5.42%	6.30%	8.32%
Tallaght University Hospital	3.93%	0.59%	4.52%	0.86%	5.38%	1.72%	5.21%	6.42%	7.33%	7.07%	6.19%
Section 38 Hospitals	3.58%	0.72%	4.30%	0.72%	5.02%	1.34%	5.48%	4.27%	5.79%	6.25%	7.43%



Health Service Absence Rate - by Staff Category: Aug 2024	Certified absence	Self-certified absence	Non Covid-19 absence	Covid-19 absence	Total absence rate	% Non Covid-19 absence	% Covid-19 absence
Coombe Women & Infants University Hospital	2.00%	1.35%	3.35%	0.36%	3.71%	90.28%	9.72%
Medical & Dental	0.44%	0.28%	0.73%	0.28%	1.01%	72.00%	28.00%
Nursing & Midwifery	1.90%	2.50%	4.41%	0.41%	4.82%	91.46%	8.54%
Health & Social Care Professionals	0.83%	0.29%	1.12%	0.31%	1.43%	78.26%	21.74%
Management & Administrative	1.87%	0.41%	2.27%	0.37%	2.65%	85.95%	14.05%
General Support	3.49%	0.96%	4.46%	0.35%	4.81%	92.71%	7.29%
Patient & Client Care	4.40%	0.72%	5.11%	0.24%	5.36%	95.44%	4.56%

Health Service Absence Rate - by Staff Category: Aug 2024	Certified absence	Self-certified absence	Non Covid-19 absence	Covid-19 absence	Total absence rate	% Non Covid-19 absence	% Covid-19 absence
DMHG HQ	2.00%	0.08%	2.07%	0.00%	2.07%	100.00%	
Medical & Dental							
Nursing & Midwifery	0.00%	0.00%	0.00%	0.00%	0.00%		
Health & Social Care Professionals	0.00%	0.00%	0.00%	0.00%	0.00%		
Management & Administrative	2.21%	0.08%	2.29%	0.00%	2.29%	100.00%	
General Support							
Patient & Client Care							

Health Service Absence Rate - by Staff Category: Aug 2024	Certified absence	Self-certified absence	Non Covid-19 absence	Covid-19 absence	Total absence rate	% Non Covid-19 absence	% Covid-19 absence
MRH Mullingar	6.52%	0.63%	7.15%	0.65%	7.80%	91.67%	8.33%
Medical & Dental	1.48%	0.23%	1.71%	0.17%	1.88%	90.87%	9.13%
Nursing & Midwifery	6.51%	0.92%	7.43%	0.58%	8.01%	92.77%	7.23%
Health & Social Care Professionals	4.54%	0.27%	4.82%	1.33%	6.14%	78.40%	21.60%
Management & Administrative	6.37%	0.29%	6.66%	0.79%	7.45%	89.41%	10.59%
General Support	11.87%	0.81%	12.68%	0.34%	13.02%	97.35%	2.65%
Patient & Client Care	11.06%	0.80%	11.85%	0.85%	12.70%	93.34%	6.66%

Health Service Absence Rate - by Staff Category: Aug 2024	Certified absence	Self-certified absence	Non Covid-19 absence	Covid-19 absence	Total absence rate	% Non Covid-19 absence	% Covid-19 absence
MRH Portlaoise	6.60%	0.61%	7.20%	0.92%	8.13%	88.66%	11.34%
Medical & Dental	1.99%	0.67%	2.66%	0.20%	2.86%	93.05%	6.95%
Nursing & Midwifery	5.62%	0.65%	6.27%	0.91%	7.18%	87.31%	12.69%
Health & Social Care Professionals	7.36%	0.33%	7.69%	1.50%	9.18%	83.71%	16.29%
Management & Administrative	11.90%	0.32%	12.22%	0.88%	13.11%	93.26%	6.74%
General Support	4.72%	0.34%	5.06%	3.30%	8.36%	60.56%	39.44%
Patient & Client Care	9.11%	0.79%	9.90%	0.92%	10.82%	91.46%	8.54%

Health Service Absence Rate - by Staff Category: Aug 2024	Certified absence	Self-certified absence	Non Covid-19 absence	Covid-19 absence	Total absence rate	% Non Covid-19 absence	% Covid-19 absence
MRH Tullamore	6.26%	0.54%	6.81%	1.23%	8.04%	84.68%	15.32%
Medical & Dental	1.65%	0.36%	2.01%	0.37%	2.38%	84.53%	15.47%
Nursing & Midwifery	6.28%	0.43%	6.71%	1.40%	8.11%	82.69%	17.31%
Health & Social Care Professionals	4.88%	0.64%	5.52%	1.00%	6.52%	84.73%	15.27%
Management & Administrative	6.23%	0.26%	6.48%	0.71%	7.20%	90.09%	9.91%
General Support	9.20%	0.97%	10.17%	2.60%	12.77%	79.67%	20.33%
Patient & Client Care	9.87%	0.91%	10.78%	1.58%	12.36%	87.20%	12.80%

Health Service Absence Rate - by Staff Category: Aug 2024	Certified absence	Self-certified absence	Non Covid-19 absence	Covid-19 absence	Total absence rate	% Non Covid-19 absence	% Covid-19 absence
Naas General	4.65%	0.81%	5.46%	0.53%	5.99%	91.18%	8.82%
Medical & Dental	0.82%	0.32%	1.14%	0.13%	1.27%	89.87%	10.13%
Nursing & Midwifery	3.80%	1.24%	5.03%	0.55%	5.58%	90.18%	9.82%
Health & Social Care Professionals	3.87%	0.35%	4.22%	0.48%	4.70%	89.71%	10.29%
Management & Administrative	7.26%	0.18%	7.45%	0.60%	8.04%	92.57%	7.43%
General Support	2.03%	0.53%	2.56%	0.12%	2.68%	95.65%	4.35%
Patient & Client Care	8.00%	1.00%	9.00%	0.80%	9.80%	91.86%	8.14%

Health Service Absence Rate - by Staff Category: Aug 2024	Certified absence	Self-certified absence	Non Covid-19 absence	Covid-19 absence	Total absence rate	% Non Covid-19 absence	% Covid-19 absence
St. James's	3.68%	0.68%	4.36%	0.70%	5.06%	86.24%	13.76%
Medical & Dental	0.96%	0.06%	1.02%	0.13%	1.15%	88.90%	11.10%
Nursing & Midwifery	3.76%	1.07%	4.84%	1.00%	5.84%	82.84%	17.16%
Health & Social Care Professionals	2.36%	0.46%	2.82%	0.53%	3.35%	84.30%	15.70%
Management & Administrative	4.73%	0.37%	5.10%	0.32%	5.42%	94.11%	5.89%
General Support	5.03%	0.57%	5.60%	0.70%	6.30%	88.93%	11.07%
Patient & Client Care	6.41%	0.86%	7.27%	1.05%	8.32%	87.38%	12.62%

Health Service Absence Rate - by Staff Category: Aug 2024	Certified absence	Self-certified absence	Non Covid-19 absence	Covid-19 absence	Total absence rate	% Non Covid-19 absence	% Covid-19 absence
St. Luke's Rathgar	3.71%	0.64%	4.34%	0.85%	5.19%	83.72%	16.28%
Medical & Dental	0.00%	0.00%	0.00%	0.00%	0.00%		
Nursing & Midwifery	6.17%	1.13%	7.31%	2.84%	10.15%	72.01%	27.99%
Health & Social Care Professionals	2.90%	0.68%	3.58%	0.78%	4.36%	82.06%	17.94%
Management & Administrative	2.98%	0.27%	3.25%	0.49%	3.74%	86.84%	13.16%
General Support	5.34%	1.62%	6.96%	0.00%	6.96%	100.00%	
Patient & Client Care	18.10%	0.00%	18.10%	0.63%	18.73%	96.63%	3.37%

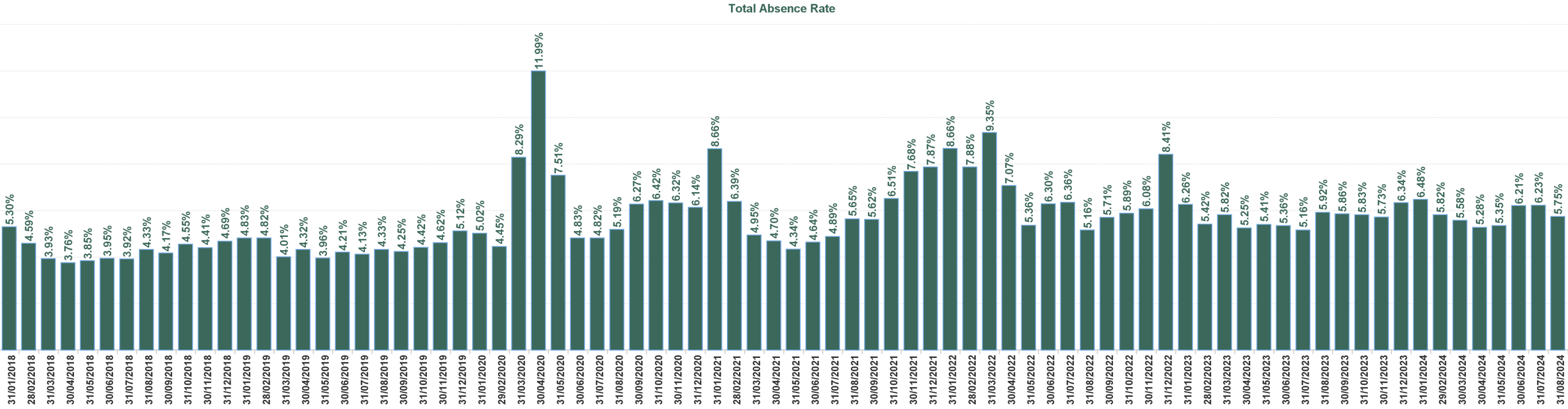
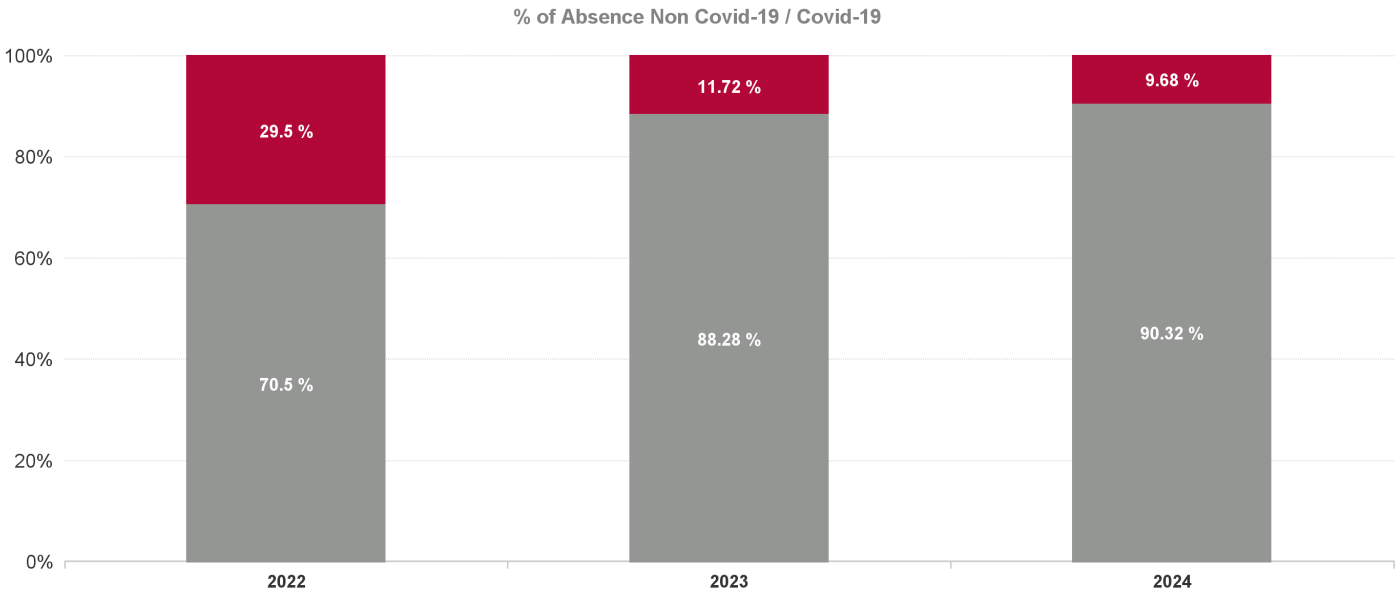
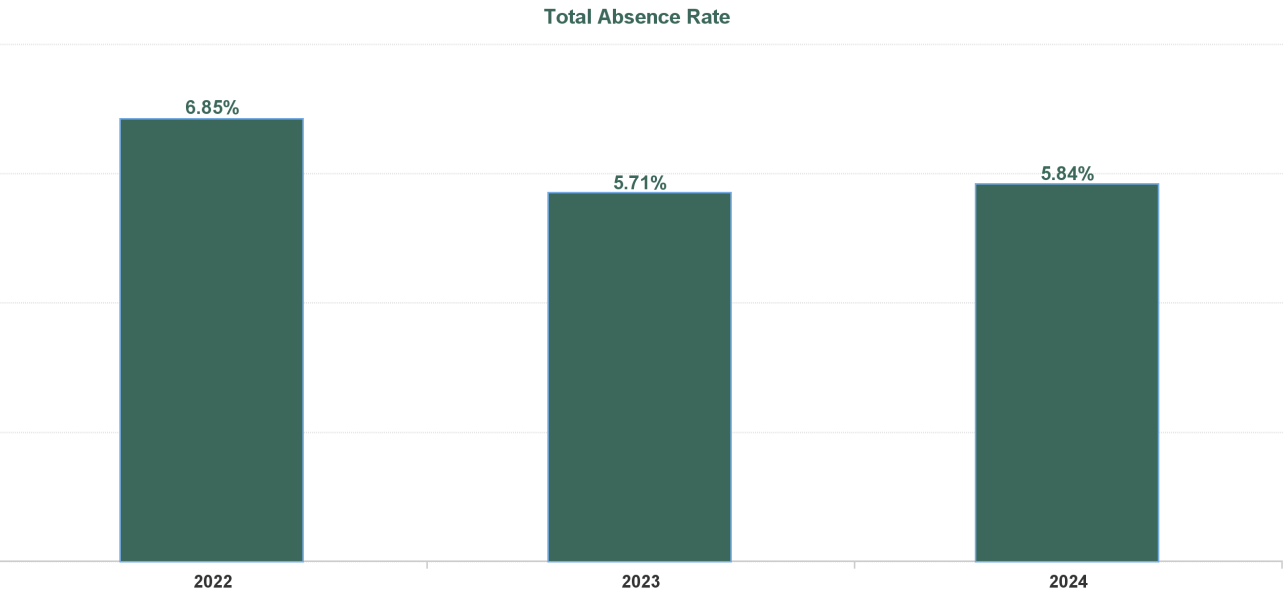
Health Service Absence Rate - by Staff Category: Aug 2024	Certified absence	Self-certified absence	Non Covid-19 absence	Covid-19 absence	Total absence rate	% Non Covid-19 absence	% Covid-19 absence
Tallaght University Hospital	3.93%	0.59%	4.52%	0.86%	5.38%	84.06%	15.94%
Medical & Dental	1.28%	0.33%	1.61%	0.11%	1.72%	93.76%	6.24%
Nursing & Midwifery	3.58%	0.75%	4.33%	0.88%	5.21%	83.14%	16.86%
Health & Social Care Professionals	5.03%	0.47%	5.51%	0.91%	6.42%	85.77%	14.23%
Management & Administrative	5.81%	0.46%	6.28%	1.06%	7.33%	85.59%	14.41%
General Support	5.05%	0.43%	5.48%	1.59%	7.07%	77.53%	22.47%
Patient & Client Care	4.49%	0.71%	5.20%	0.99%	6.19%	84.04%	15.96%

Year / Month	Certified absence	Self-certified absence	Non Covid-19 absence	Covid-19 absence	Total absence rate	Medical & Dental	Nursing & Midwifery	Health & Social Care Professionals	Management & Administrative	General Support	Patient & Client Care
Aug 2024	4.29%	0.69%	4.99%	0.76%	5.75%	1.51%	6.10%	4.78%	6.26%	6.88%	9.47%
Jul 2024	4.59%	0.66%	5.25%	0.98%	6.23%	1.48%	6.78%	4.47%	7.12%	8.18%	9.98%
Jun 2024	4.53%	0.81%	5.34%	0.87%	6.21%	1.86%	6.83%	4.87%	6.42%	7.57%	9.33%
May 2024	4.29%	0.69%	4.98%	0.37%	5.35%	1.51%	6.19%	3.83%	5.37%	7.04%	7.85%
Apr 2024	4.25%	0.81%	5.06%	0.22%	5.28%	1.31%	5.93%	4.57%	5.15%	6.69%	7.94%
Mar 2024	4.51%	0.78%	5.30%	0.29%	5.58%	1.62%	6.52%	4.57%	5.81%	7.33%	6.94%
Feb 2024	4.63%	0.84%	5.47%	0.35%	5.82%	1.73%	6.53%	4.86%	6.16%	7.51%	7.81%
Jan 2024	4.93%	0.89%	5.81%	0.66%	6.48%	1.38%	7.36%	5.30%	6.67%	9.22%	9.01%
2024	4.50%	0.77%	5.27%	0.57%	5.84%	1.54%	6.53%	4.65%	6.12%	7.57%	8.55%
Dec 2023	4.56%	0.91%	5.47%	0.87%	6.34%	1.29%	7.27%	5.42%	6.90%	7.96%	8.34%
Nov 2023	4.44%	0.71%	5.16%	0.57%	5.73%	1.37%	6.65%	4.30%	5.82%	7.43%	8.43%
Oct 2023	4.37%	0.81%	5.18%	0.65%	5.83%	1.26%	6.88%	4.51%	6.07%	7.85%	7.97%
Sep 2023	4.34%	0.73%	5.07%	0.79%	5.86%	1.31%	7.23%	4.76%	5.47%	7.35%	7.89%
Aug 2023	4.28%	0.74%	5.02%	0.90%	5.92%	1.20%	7.40%	4.80%	5.53%	7.30%	7.84%
Jul 2023	4.12%	0.64%	4.76%	0.40%	5.16%	1.08%	6.49%	3.87%	4.66%	7.03%	6.50%
Jun 2023	4.37%	0.62%	4.99%	0.37%	5.36%	1.36%	6.60%	4.24%	5.00%	6.73%	6.93%
May 2023	4.18%	0.61%	4.79%	0.62%	5.41%	1.31%	6.63%	4.47%	5.23%	6.66%	6.94%
Apr 2023	3.93%	0.72%	4.65%	0.60%	5.25%	1.38%	6.57%	4.04%	4.51%	7.43%	6.34%
Mar 2023	4.19%	0.91%	5.11%	0.71%	5.82%	1.41%	6.90%	5.17%	5.07%	8.29%	7.88%
Feb 2023	4.06%	0.75%	4.81%	0.61%	5.42%	1.34%	6.41%	4.66%	5.00%	8.21%	6.65%
Jan 2023	4.58%	0.79%	5.37%	0.90%	6.26%	1.39%	7.57%	4.94%	5.96%	8.64%	8.00%
2023	4.29%	0.75%	5.04%	0.67%	5.71%	1.31%	6.89%	4.60%	5.44%	7.59%	7.49%
Dec 2022	5.81%	1.12%	6.93%	1.48%	8.41%	2.26%	10.28%	7.31%	8.42%	9.72%	9.99%
Nov 2022	4.51%	0.81%	5.32%	0.76%	6.08%	1.43%	7.01%	4.89%	5.97%	9.09%	8.27%
Oct 2022	4.38%	0.77%	5.15%	0.74%	5.89%	1.74%	6.70%	4.73%	5.41%	8.68%	7.96%
Sep 2022	4.40%	0.71%	5.12%	0.60%	5.71%	1.40%	6.95%	4.34%	5.16%	7.51%	8.24%
Aug 2022	3.97%	0.57%	4.53%	0.62%	5.16%	1.18%	6.19%	3.77%	4.65%	7.55%	7.51%
Jul 2022	4.16%	0.59%	4.75%	1.60%	6.36%	1.50%	7.56%	5.24%	4.83%	8.46%	9.61%
Jun 2022	3.76%	0.62%	4.38%	1.92%	6.30%	1.48%	7.77%	5.41%	5.77%	8.01%	7.85%
May 2022	3.70%	0.69%	4.39%	0.97%	5.36%	1.29%	6.49%	4.48%	4.52%	6.28%	8.16%
Apr 2022	4.05%	0.60%	4.65%	2.42%	7.07%	2.05%	8.65%	5.15%	6.46%	9.49%	9.69%
Mar 2022	4.02%	0.62%	4.64%	4.71%	9.35%	3.36%	11.62%	8.62%	7.83%	10.53%	11.85%
Feb 2022	3.74%	0.55%	4.29%	3.59%	7.88%	2.95%	9.29%	7.01%	7.11%	9.15%	10.58%
Jan 2022	3.46%	0.44%	3.91%	4.76%	8.66%	2.32%	9.80%	7.32%	9.28%	9.85%	12.64%
2022	4.16%	0.67%	4.83%	2.02%	6.85%	1.91%	8.19%	5.71%	6.28%	8.67%	9.34%
Dec 2021	4.67%	0.61%	5.28%	2.59%	7.87%	2.34%	8.55%	7.34%	8.46%	8.34%	12.32%
Nov 2021	4.29%	0.90%	5.19%	2.49%	7.68%	2.00%	8.29%	7.03%	8.00%	10.45%	11.28%
Oct 2021	4.07%	0.68%	4.74%	1.77%	6.51%	1.68%	7.20%	5.77%	6.76%	7.38%	10.08%
Sep 2021	3.76%	0.56%	4.32%	1.30%	5.62%	1.52%	6.46%	4.26%	5.13%	6.63%	9.89%
Aug 2021	3.79%	0.51%	4.29%	1.36%	5.65%	1.35%	6.36%	4.19%	5.62%	6.25%	10.09%
Jul 2021	3.48%	0.50%	3.98%	0.91%	4.89%	0.78%	5.85%	3.86%	4.27%	5.36%	8.42%
Jun 2021	3.49%	0.47%	3.95%	0.69%	4.64%	0.63%	5.60%	3.60%	3.70%	5.39%	8.36%
May 2021	3.07%	0.48%	3.55%	0.80%	4.34%	0.41%	5.09%	3.50%	4.24%	5.13%	7.09%
Apr 2021	3.26%	0.44%	3.69%	1.00%	4.70%	0.87%	5.56%	3.41%	3.82%	5.95%	8.30%
Mar 2021	3.31%	0.40%	3.71%	1.24%	4.95%	0.68%	5.61%	3.66%	4.23%	7.86%	8.51%
Feb 2021	3.43%	0.53%	3.96%	2.43%	6.39%	1.50%	6.93%	4.49%	6.01%	9.94%	10.97%
Jan 2021	3.60%	0.54%	4.14%	4.52%	8.66%	2.95%	9.96%	6.38%	7.65%	12.06%	12.43%

2021	3.68%	0.55%	4.23%	1.75%	5.98%	1.39%	6.78%	4.80%	5.66%	7.52%	9.81%
------	-------	-------	-------	-------	-------	-------	-------	-------	-------	-------	-------

Year / Month	Certified absence	Self-certified absence	Non Covid-19 absence	Covid-19 absence	Total absence rate	Coombe Women & Infants University Hospital	Dublin Midlands Hospital Group Admin Off	MRH Mullingar	MRH Portlaoise	MRH Tullamore	Naas General Hospital	St. James's Hospital	St. Luke's Radiation Oncology Network	St Lukes Radiation Oncology Network HSE	Tallaght University Hospital	Vaccination Clinics DMHG	Dublin Midlands Hospital Group
Aug 2024	4.29%	0.69%	4.99%	0.76%	5.75%	3.71%	2.16%	7.80%	8.13%	8.04%	5.99%	5.06%	5.23%	1.40%	5.38%	0.00%	5.75%
Jul 2024	4.59%	0.66%	5.25%	0.98%	6.23%	3.98%	2.05%	7.72%	7.96%	8.87%	7.26%	5.42%	5.14%	0.00%	6.18%	6.39%	6.23%
Jun 2024	4.53%	0.81%	5.34%	0.87%	6.21%	4.32%	1.43%	7.90%	7.69%	8.82%	6.76%	5.38%	4.53%	0.00%	6.40%	0.00%	6.21%
May 2024	4.29%	0.69%	4.98%	0.37%	5.35%	3.98%	0.37%	6.94%	7.35%	7.63%	5.67%	4.91%	3.17%	0.00%	4.93%	0.00%	5.35%
Apr 2024	4.25%	0.81%	5.06%	0.22%	5.28%	4.62%	0.00%	5.95%	5.99%	7.33%	5.19%	5.11%	3.37%	0.00%	5.02%	0.00%	5.28%
Mar 2024	4.51%	0.78%	5.30%	0.29%	5.58%	4.11%		5.66%	7.15%	7.54%	6.19%	5.37%	3.95%		5.29%		5.58%
Feb 2024	4.63%	0.84%	5.47%	0.35%	5.82%	4.57%		6.20%	7.39%	8.16%	6.66%	5.38%	5.04%		5.29%		5.82%
Jan 2024	4.93%	0.89%	5.81%	0.66%	6.48%	5.56%		7.42%	7.81%	9.87%	6.37%	5.77%	4.98%		6.06%		6.48%
2024	4.50%	0.77%	5.27%	0.57%	5.84%	4.35%	1.18%	6.94%	7.44%	8.29%	6.26%	5.30%	4.42%	0.26%	5.57%	1.14%	5.84%
Dec 2023	4.56%	0.91%	5.47%	0.87%	6.34%	4.31%		6.73%	7.07%	9.24%	6.54%	6.01%	5.09%		6.21%		6.34%
Nov 2023	4.44%	0.71%	5.16%	0.57%	5.73%	3.80%		6.17%	7.12%	8.04%	5.88%	5.11%	4.90%		5.89%		5.73%
Oct 2023	4.37%	0.81%	5.18%	0.65%	5.83%	4.66%		6.17%	6.79%	7.93%	6.72%	4.86%	5.59%		6.20%		5.83%
Sep 2023	4.34%	0.73%	5.07%	0.79%	5.86%	4.54%		6.70%	6.94%	7.30%	6.68%	5.37%	4.88%		5.83%		5.86%
Aug 2023	4.28%	0.74%	5.02%	0.90%	5.92%	4.86%		8.58%	6.36%	7.78%	6.78%	5.23%	3.92%		5.70%		5.92%
Jul 2023	4.12%	0.64%	4.76%	0.40%	5.16%	4.43%		6.67%	6.04%	6.62%	6.01%	4.70%	4.72%		4.64%		5.16%
Jun 2023	4.37%	0.62%	4.99%	0.37%	5.36%			5.90%	6.62%	6.47%	5.89%	4.86%	3.87%		5.30%		5.36%
May 2023	4.18%	0.61%	4.79%	0.62%	5.41%			5.91%	5.76%	6.86%	6.07%	4.66%	4.16%		5.73%		5.41%
Apr 2023	3.93%	0.72%	4.65%	0.60%	5.25%	3.87%		5.61%	6.44%	6.90%	5.73%	4.60%	4.23%		5.84%		5.25%
Mar 2023	4.19%	0.91%	5.11%	0.71%	5.82%	5.81%		6.18%	8.24%	7.08%	6.28%	4.84%	4.76%		6.11%		5.82%
Feb 2023	4.06%	0.75%	4.81%	0.61%	5.42%	4.66%		5.55%	6.79%	6.39%	5.62%	4.77%	4.35%		6.04%		5.42%
Jan 2023	4.58%	0.79%	5.37%	0.90%	6.26%	4.96%		6.74%	7.62%	7.22%	7.33%	5.51%	5.38%		6.81%		6.26%
2023	4.29%	0.75%	5.04%	0.67%	5.71%	4.58%		6.42%	6.82%	7.33%	6.30%	5.04%	4.65%		5.86%		5.71%
Dec 2022	5.81%	1.12%	6.93%	1.48%	8.41%	6.19%		8.49%	8.55%	9.16%	7.12%	7.33%	5.28%		11.71%		8.41%
Nov 2022	4.51%	0.81%	5.32%	0.76%	6.08%	5.42%		7.11%	7.20%	7.66%	6.33%	5.38%	7.89%		5.62%		6.08%
Oct 2022	4.38%	0.77%	5.15%	0.74%	5.89%	4.82%		7.03%	7.30%	8.67%	5.62%	5.00%	5.88%		5.83%		5.89%
Sep 2022	4.40%	0.71%	5.12%	0.60%	5.71%	4.13%		6.79%	7.55%	8.65%	5.29%	4.99%	5.04%		5.74%		5.71%
Aug 2022	3.97%	0.57%	4.53%	0.62%	5.16%	4.48%		7.49%	6.99%	9.10%	5.67%	3.84%	4.36%		4.94%		5.16%
Jul 2022	4.16%	0.59%	4.75%	1.60%	6.36%	5.51%		8.01%	9.07%	10.39%	7.92%	5.19%	7.08%		5.40%		6.36%
Jun 2022	3.76%	0.62%	4.38%	1.92%	6.30%	6.12%		7.31%	8.24%	9.34%	8.04%	4.49%	5.83%		7.21%		6.30%
May 2022	3.70%	0.69%	4.39%	0.97%	5.36%	6.08%		6.35%	7.06%	8.53%	6.44%	3.62%	4.61%		5.99%		5.36%
Apr 2022	4.05%	0.60%	4.65%	2.42%	7.07%	6.78%		7.92%	10.65%	10.46%	8.87%	5.12%	6.08%		7.66%		7.07%
Mar 2022	4.02%	0.62%	4.64%	4.71%	9.35%	7.07%		11.04%	13.65%	13.64%	12.39%	7.10%	8.81%		10.02%		9.35%
Feb 2022	3.74%	0.55%	4.29%	3.59%	7.88%	6.74%		8.68%	9.35%	10.54%	8.78%	6.47%	8.05%		8.80%		7.88%
Jan 2022	3.46%	0.44%	3.91%	4.76%	8.66%	2.31%		10.52%	10.97%	12.13%	10.05%	8.06%	5.93%		9.48%		8.66%
2022	4.16%	0.67%	4.83%	2.02%	6.85%	5.50%		8.08%	8.89%	9.85%	7.64%	5.53%	6.23%		7.35%		6.85%
Dec 2021	4.67%	0.61%	5.28%	2.59%	7.87%	6.00%		8.88%	9.14%	10.79%	8.80%	5.10%	6.76%		11.67%		7.87%
Nov 2021	4.29%	0.90%	5.19%	2.49%	7.68%	9.57%		9.25%	8.86%	10.78%	9.39%	5.62%	7.47%		8.17%		7.68%
Oct 2021	4.07%	0.68%	4.74%	1.77%	6.51%	6.57%		7.38%	7.77%	9.99%	8.54%	4.79%	5.46%		7.38%		6.51%
Sep 2021	3.76%	0.56%	4.32%	1.30%	5.62%	5.96%		5.81%	6.61%	8.91%	6.86%	4.19%	4.88%		6.22%		5.62%
Aug 2021	3.79%	0.51%	4.29%	1.36%	5.65%	5.86%		7.38%	7.09%	8.14%	5.59%	4.26%	6.48%		6.07%		5.65%
Jul 2021	3.48%	0.50%	3.98%	0.91%	4.89%	4.60%		5.49%	6.55%	7.59%	6.63%	3.79%	3.00%		5.33%		4.89%
Jun 2021	3.49%	0.47%	3.95%	0.69%	4.64%	5.47%		4.56%	6.66%	7.73%	7.13%	3.27%	4.00%		4.60%		4.64%
May 2021	3.07%	0.48%	3.55%	0.80%	4.34%	4.48%		4.45%	7.14%	7.19%	6.48%	2.89%	4.57%		4.33%		4.34%
Apr 2021	3.26%	0.44%	3.69%	1.00%	4.70%	5.79%		4.86%	6.95%	7.82%	6.95%	3.09%	4.21%		4.88%		4.70%
Mar 2021	3.31%	0.40%	3.71%	1.24%	4.95%	4.75%		4.97%	6.23%	8.19%	7.49%	3.42%	4.48%		5.72%		4.95%
Feb 2021	3.43%	0.53%	3.96%	2.43%	6.39%	6.29%		5.95%	9.26%	8.77%	9.60%	4.95%	4.86%		6.92%		6.39%
Jan 2021	3.60%	0.54%	4.14%	4.52%	8.66%	10.83%		7.05%	14.57%	10.31%	10.82%	7.09%	8.36%		8.42%		8.66%

2021	3.68%	0.55%	4.23%	1.75%	5.98%	6.33%		6.34%	8.08%	8.86%	7.87%	4.37%	5.39%		6.64%		5.98%
------	-------	-------	-------	-------	-------	-------	--	-------	-------	-------	-------	-------	-------	--	-------	--	-------



Year / Month	Certified absence	Self-certified absence	Non Covid-19 absence	Covid-19 absence	Total absence rate	Health Service Executive	Section 38 Hospitals	Dublin Midlands Hospital Group
Aug 2024	4.29%	0.69%	4.99%	0.76%	5.75%	7.15%	5.02%	5.75%
Jul 2024	4.59%	0.66%	5.25%	0.98%	6.23%	7.58%	5.54%	6.23%
Jun 2024	4.53%	0.81%	5.34%	0.87%	6.21%	7.38%	5.62%	6.21%
May 2024	4.29%	0.69%	4.98%	0.37%	5.35%	6.38%	4.82%	5.35%
Apr 2024	4.25%	0.81%	5.06%	0.22%	5.28%	5.77%	5.03%	5.28%
Mar 2024	4.51%	0.78%	5.30%	0.29%	5.58%	6.33%	5.19%	5.58%
Feb 2024	4.63%	0.84%	5.47%	0.35%	5.82%	6.92%	5.25%	5.82%
Jan 2024	4.93%	0.89%	5.81%	0.66%	6.48%	7.65%	5.86%	6.48%
2024	4.50%	0.77%	5.27%	0.57%	5.84%	6.90%	5.29%	5.84%
Dec 2023	4.56%	0.91%	5.47%	0.87%	6.34%	7.22%	5.88%	6.34%
Nov 2023	4.44%	0.71%	5.16%	0.57%	5.73%	6.63%	5.25%	5.73%
Oct 2023	4.37%	0.81%	5.18%	0.65%	5.83%	6.79%	5.30%	5.83%
Sep 2023	4.34%	0.73%	5.07%	0.79%	5.86%	6.67%	5.44%	5.86%
Aug 2023	4.28%	0.74%	5.02%	0.90%	5.92%	6.98%	5.35%	5.92%
Jul 2023	4.12%	0.64%	4.76%	0.40%	5.16%	6.15%	4.65%	5.16%
Jun 2023	4.37%	0.62%	4.99%	0.37%	5.36%	5.90%	5.03%	5.36%
May 2023	4.18%	0.61%	4.79%	0.62%	5.41%	5.94%	5.09%	5.41%
Apr 2023	3.93%	0.72%	4.65%	0.60%	5.25%	5.94%	4.91%	5.25%
Mar 2023	4.19%	0.91%	5.11%	0.71%	5.82%	6.59%	5.40%	5.82%
Feb 2023	4.06%	0.75%	4.81%	0.61%	5.42%	5.83%	5.19%	5.42%
Jan 2023	4.58%	0.79%	5.37%	0.90%	6.26%	6.95%	5.90%	6.26%
2023	4.29%	0.75%	5.04%	0.67%	5.71%	6.48%	5.29%	5.71%
Dec 2022	5.81%	1.12%	6.93%	1.48%	8.41%	7.95%	8.66%	8.41%
Nov 2022	4.51%	0.81%	5.32%	0.76%	6.08%	7.22%	5.47%	6.08%
Oct 2022	4.38%	0.77%	5.15%	0.74%	5.89%	7.07%	5.26%	5.89%
Sep 2022	4.40%	0.71%	5.12%	0.60%	5.71%	6.85%	5.12%	5.71%
Aug 2022	3.97%	0.57%	4.53%	0.62%	5.16%	7.01%	4.26%	5.16%
Jul 2022	4.16%	0.59%	4.75%	1.60%	6.36%	8.65%	5.30%	6.36%
Jun 2022	3.76%	0.62%	4.38%	1.92%	6.30%	7.94%	5.51%	6.30%
May 2022	3.70%	0.69%	4.39%	0.97%	5.36%	6.81%	4.65%	5.36%

Apr 2022	4.05%	0.60%	4.65%	2.42%	7.07%	8.96%	6.14%	7.07%
Mar 2022	4.02%	0.62%	4.64%	4.71%	9.35%	12.09%	8.00%	9.35%
Feb 2022	3.74%	0.55%	4.29%	3.59%	7.88%	9.21%	7.23%	7.88%
Jan 2022	3.46%	0.44%	3.91%	4.76%	8.66%	10.30%	7.85%	8.66%
2022	4.16%	0.67%	4.83%	2.02%	6.85%	8.34%	6.11%	6.85%
Dec 2021	4.67%	0.61%	5.28%	2.59%	7.87%	9.09%	7.26%	7.87%
Nov 2021	4.29%	0.90%	5.19%	2.49%	7.68%	9.35%	6.87%	7.68%
Oct 2021	4.07%	0.68%	4.74%	1.77%	6.51%	8.03%	5.79%	6.51%
Sep 2021	3.76%	0.56%	4.32%	1.30%	5.62%	6.80%	5.04%	5.62%
Aug 2021	3.79%	0.51%	4.29%	1.36%	5.65%	7.07%	4.99%	5.65%
Jul 2021	3.48%	0.50%	3.98%	0.91%	4.89%	6.05%	4.35%	4.89%
Jun 2021	3.49%	0.47%	3.95%	0.69%	4.64%	6.16%	3.93%	4.64%
May 2021	3.07%	0.48%	3.55%	0.80%	4.34%	6.04%	3.54%	4.34%
Apr 2021	3.26%	0.44%	3.69%	1.00%	4.70%	6.29%	3.95%	4.70%
Mar 2021	3.31%	0.40%	3.71%	1.24%	4.95%	6.41%	4.26%	4.95%
Feb 2021	3.43%	0.53%	3.96%	2.43%	6.39%	7.77%	5.72%	6.39%
Jan 2021	3.60%	0.54%	4.14%	4.52%	8.66%	10.12%	7.95%	8.66%
2021	3.68%	0.55%	4.23%	1.75%	5.98%	7.44%	5.29%	5.98%

