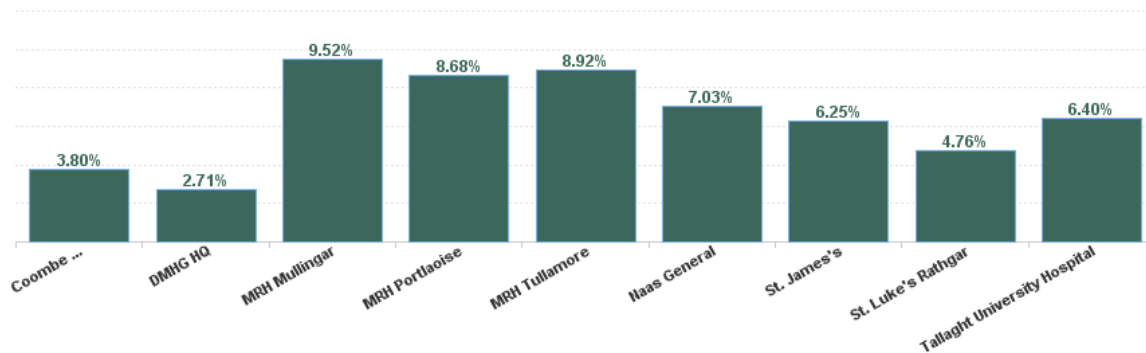


December 2024

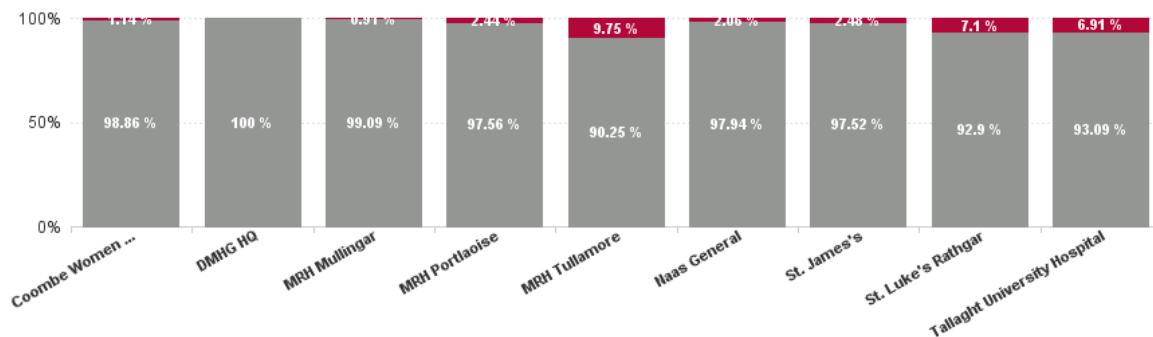
Health Service Absence Rate - by Staff Category: Dec 2024	Certified absence	Self-certified absence	Non Covid-19 absence	Covid-19 absence	Total absence rate	% Non Covid-19 absence	% Covid-19 absence
Dublin Midlands Hospital Group	5.33%	1.08%	6.41%	0.28%	6.69%	95.76%	4.24%
Medical & Dental	1.08%	0.42%	1.50%	0.03%	1.53%	97.82%	2.18%
Nursing & Midwifery	5.58%	1.51%	7.09%	0.40%	7.49%	94.70%	5.30%
Health & Social Care Professionals	4.39%	0.82%	5.22%	0.26%	5.48%	95.32%	4.68%
Management & Administrative	6.25%	0.79%	7.04%	0.13%	7.18%	98.14%	1.86%
General Support	6.95%	0.85%	7.80%	0.37%	8.17%	95.42%	4.58%
Patient & Client Care	8.63%	1.28%	9.90%	0.37%	10.28%	96.36%	3.64%

Health Service Absence Rate - by Care Group: Dec 2024	Certified absence	Self-certified absence	Non Covid-19 absence	Covid-19 absence	Total absence rate	% Non Covid-19 absence	% Covid-19 absence
Dublin Midlands Hospital Group	5.33%	1.08%	6.41%	0.28%	6.69%	95.76%	4.24%
Coombe Women & Infants University Hospital	2.38%	1.38%	3.76%	0.04%	3.80%	98.86%	1.14%
DMHG HQ	2.63%	0.08%	2.71%	0.00%	2.71%	100.00%	0.00%
MRH Mullingar	8.59%	0.84%	9.43%	0.09%	9.52%	99.09%	0.91%
MRH Portlaoise	7.25%	1.21%	8.47%	0.21%	8.68%	97.56%	2.44%
MRH Tullamore	7.02%	1.03%	8.05%	0.87%	8.92%	90.25%	9.75%
Naas General	5.94%	0.94%	6.88%	0.14%	7.03%	97.94%	2.06%
St. James's	4.87%	1.22%	6.09%	0.16%	6.25%	97.52%	2.48%
St. Luke's Rathgar	3.94%	0.48%	4.42%	0.34%	4.76%	92.90%	7.10%
Tallaght University Hospital	4.95%	1.00%	5.95%	0.44%	6.40%	93.09%	6.91%

Total Absence Rate



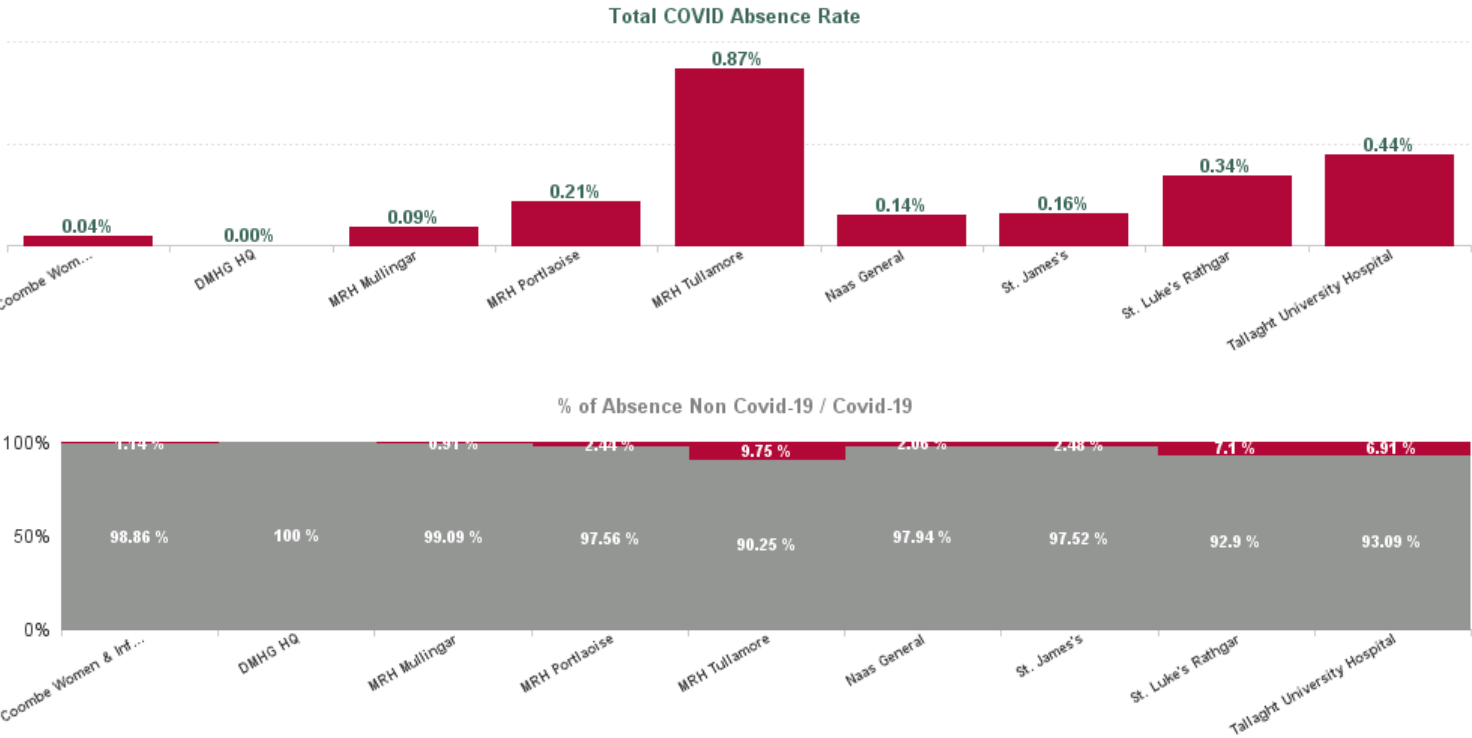
% of Absence Non Covid-19 / Covid-19



December 2024

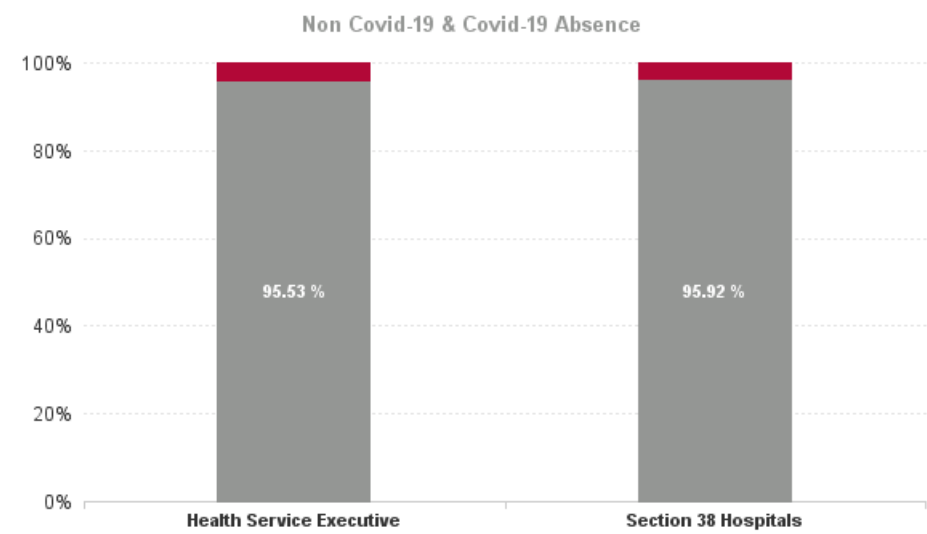
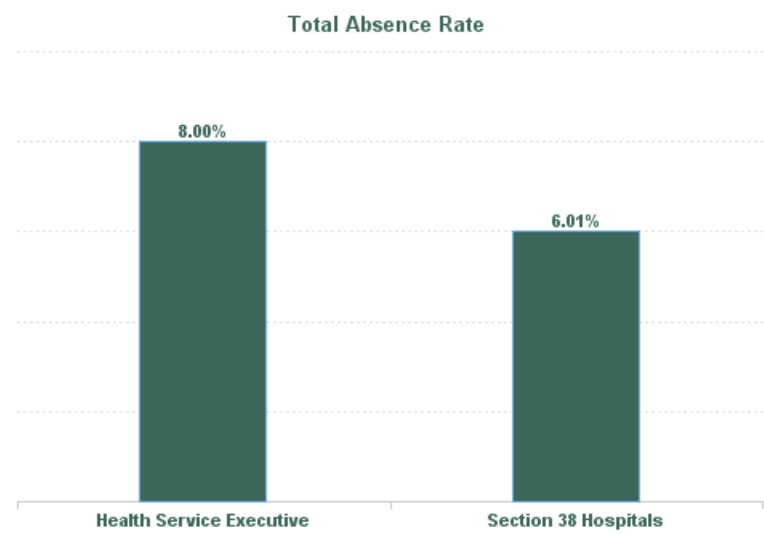
Health Service Absence Rate - by Hospital : Dec 2024	Certified absence	Self-certified absence	Non Covid-19 absence	Covid-19 absence	Total absence rate	Medical & Dental	Nursing & Midwifery	Health & Social Care Professionals	Management & Administrative	General Support	Patient & Client Care
Dublin Midlands Hospital Group	5.33%	1.08%	6.41%	0.28%	6.69%	1.53%	7.49%	5.48%	7.18%	8.17%	10.28%
Coombe Women & Infants University Hos	2.38%	1.38%	3.76%	0.04%	3.80%	1.58%	4.88%	2.41%	3.06%	4.42%	3.88%
DMHG HQ	2.63%	0.08%	2.71%	0.00%	2.71%		0.00%	0.00%	3.03%		
MRH Mullingar	8.59%	0.84%	9.43%	0.09%	9.52%	2.46%	9.28%	2.68%	8.33%	24.84%	16.84%
MRH Portlaoise	7.25%	1.21%	8.47%	0.21%	8.68%	2.87%	8.88%	10.37%	11.87%	2.97%	10.98%
MRH Tullamore	7.02%	1.03%	8.05%	0.87%	8.92%	2.39%	9.99%	7.99%	7.21%	12.22%	12.44%
Naas General	5.94%	0.94%	6.88%	0.14%	7.03%	2.00%	7.00%	4.13%	7.51%	9.25%	10.46%
St. James's	4.87%	1.22%	6.09%	0.16%	6.25%	1.38%	7.09%	4.91%	7.26%	7.97%	9.06%
St. Luke's Rathgar	3.94%	0.48%	4.42%	0.34%	4.76%	0.00%	7.05%	2.97%	9.07%	3.07%	24.59%
Tallaght University Hospital	4.95%	1.00%	5.95%	0.44%	6.40%	1.02%	7.30%	8.13%	7.36%	8.57%	5.96%

Health Service Absence Rate - by Staff Category & Hospital: Dec 2024	Non Covid-19 absence	Covid-19 absence	Total absence rate	Medical & Dental	Nursing & Midwifery	Health & Social Care Professionals	Management & Administrative	General Support	Patient & Client Care
Dublin Midlands Hospital Group	6.41%	0.28%	0.28%	0.03%	0.40%	0.26%	0.13%	0.37%	0.37%
Coombe Women & Infants University Hospital	3.76%	0.04%	3.80%	0.00%	0.11%	0.00%	0.00%	0.00%	0.00%
DMHG HQ	2.71%	0.00%	2.71%		0.00%	0.00%	0.00%		
MRH Mullingar	9.43%	0.09%	9.52%	0.00%	0.17%	0.00%	0.00%	0.00%	0.12%
MRH Portlaoise	8.47%	0.21%	8.68%	0.00%	0.31%	0.00%	0.00%	0.00%	0.40%
MRH Tullamore	8.05%	0.87%	8.92%	0.11%	1.00%	0.37%	0.13%	2.52%	1.45%
Naas General	6.88%	0.14%	7.03%	0.00%	0.06%	0.26%	0.00%	0.52%	0.31%
St. James's	6.09%	0.16%	6.25%	0.00%	0.24%	0.21%	0.09%	0.19%	0.06%
St. Luke's Rathgar	4.42%	0.34%	4.76%	0.00%	1.97%	0.04%	0.00%	0.00%	0.00%
Tallaght University Hospital	5.95%	0.44%	6.40%	0.09%	0.53%	0.59%	0.38%	0.59%	0.44%



December 2024

Health Service Absence Rate - by Admin : Dec 2024	Certified absence	Self- certified absence	Non Covid-19 absence	Covid-19 absence	Total absence rate	Medical & Dental	Nursing & Midwifery	Health & Social Care Profession als	Manageme nt & Administra tive	General Support	Patient & Client Care
Dublin Midlands Hospital Group	5.33%	1.08%	6.41%	0.28%	6.69%	1.53%	7.49%	5.48%	7.18%	8.17%	10.28%
DMHG HQ	2.63%	0.08%	2.71%	0.00%	2.71%		0.00%	0.00%	3.03%		
MRH Mullingar	8.59%	0.84%	9.43%	0.09%	9.52%	2.46%	9.28%	2.68%	8.33%	24.84%	16.84%
MRH Portlaoise	7.25%	1.21%	8.47%	0.21%	8.68%	2.87%	8.88%	10.37%	11.87%	2.97%	10.98%
MRH Tullamore	7.02%	1.03%	8.05%	0.87%	8.92%	2.39%	9.99%	7.99%	7.21%	12.22%	12.44%
Naas General	5.94%	0.94%	6.88%	0.14%	7.03%	2.00%	7.00%	4.13%	7.51%	9.25%	10.46%
St. Luke's Rathgar	3.94%	0.48%	4.42%	0.34%	4.76%	0.00%	7.05%	2.97%	9.07%	3.07%	24.59%
Health Service Executive	6.73%	0.92%	7.64%	0.36%	8.00%	2.05%	8.75%	4.87%	8.19%	10.63%	13.03%
Coombe Women & Infants University Hospital	2.38%	1.38%	3.76%	0.04%	3.80%	1.58%	4.88%	2.41%	3.06%	4.42%	3.88%
St. James's	4.87%	1.22%	6.09%	0.16%	6.25%	1.38%	7.09%	4.91%	7.26%	7.97%	9.06%
Tallaght University Hospital	4.95%	1.00%	5.95%	0.44%	6.40%	1.02%	7.30%	8.13%	7.36%	8.57%	5.96%
Section 38 Hospitals	4.61%	1.16%	5.77%	0.25%	6.01%	1.27%	6.90%	5.84%	6.72%	7.44%	7.70%



Health Service Absence Rate - by Staff Category: Dec 2024	Certified absence	Self-certified absence	Non Covid-19 absence	Covid-19 absence	Total absence rate	% Non Covid-19 absence	% Covid-19 absence
Coombe Women & Infants University Hospital	2.38%	1.38%	3.76%	0.04%	3.80%	98.86%	1.14%
Medical & Dental	0.70%	0.88%	1.58%	0.00%	1.58%	100.00%	
Nursing & Midwifery	2.85%	1.92%	4.77%	0.11%	4.88%	97.82%	2.18%
Health & Social Care Professionals	1.95%	0.45%	2.41%	0.00%	2.41%	100.00%	
Management & Administrative	2.23%	0.83%	3.06%	0.00%	3.06%	100.00%	
General Support	2.90%	1.52%	4.42%	0.00%	4.42%	100.00%	
Patient & Client Care	2.50%	1.39%	3.88%	0.00%	3.88%	100.00%	

Health Service Absence Rate - by Staff Category: Dec 2024	Certified absence	Self-certified absence	Non Covid-19 absence	Covid-19 absence	Total absence rate	% Non Covid-19 absence	% Covid-19 absence
DMHG HQ	2.63%	0.08%	2.71%	0.00%	2.71%	100.00%	
Medical & Dental							
Nursing & Midwifery	0.00%	0.00%	0.00%	0.00%	0.00%		
Health & Social Care Professionals	0.00%	0.00%	0.00%	0.00%	0.00%		
Management & Administrative	2.94%	0.09%	3.03%	0.00%	3.03%	100.00%	
General Support							
Patient & Client Care							

Health Service Absence Rate - by Staff Category: Dec 2024	Certified absence	Self-certified absence	Non Covid-19 absence	Covid-19 absence	Total absence rate	% Non Covid-19 absence	% Covid-19 absence
MRH Mullingar	8.59%	0.84%	9.43%	0.09%	9.52%	99.09%	0.91%
Medical & Dental	2.24%	0.22%	2.46%	0.00%	2.46%	100.00%	
Nursing & Midwifery	8.04%	1.07%	9.11%	0.17%	9.28%	98.12%	1.88%
Health & Social Care Professionals	2.01%	0.68%	2.68%	0.00%	2.68%	100.00%	
Management & Administrative	7.53%	0.80%	8.33%	0.00%	8.33%	100.00%	
General Support	23.90%	0.93%	24.84%	0.00%	24.84%	100.00%	
Patient & Client Care	15.69%	1.04%	16.72%	0.12%	16.84%	99.29%	0.71%

Health Service Absence Rate - by Staff Category: Dec 2024	Certified absence	Self-certified absence	Non Covid-19 absence	Covid-19 absence	Total absence rate	% Non Covid-19 absence	% Covid-19 absence
MRH Portlaoise	7.25%	1.21%	8.47%	0.21%	8.68%	97.56%	2.44%
Medical & Dental	2.26%	0.61%	2.87%	0.00%	2.87%	100.00%	
Nursing & Midwifery	7.13%	1.44%	8.57%	0.31%	8.88%	96.56%	3.44%
Health & Social Care Professionals	8.78%	1.59%	10.37%	0.00%	10.37%	100.00%	
Management & Administrative	10.48%	1.39%	11.87%	0.00%	11.87%	100.00%	
General Support	2.40%	0.58%	2.97%	0.00%	2.97%	100.00%	
Patient & Client Care	9.48%	1.10%	10.58%	0.40%	10.98%	96.39%	3.61%

Health Service Absence Rate - by Staff Category: Dec 2024	Certified absence	Self-certified absence	Non Covid-19 absence	Covid-19 absence	Total absence rate	% Non Covid-19 absence	% Covid-19 absence
MRH Tullamore	7.02%	1.03%	8.05%	0.87%	8.92%	90.25%	9.75%
Medical & Dental	1.78%	0.50%	2.28%	0.11%	2.39%	95.25%	4.75%
Nursing & Midwifery	7.56%	1.43%	8.99%	1.00%	9.99%	89.96%	10.04%
Health & Social Care Professionals	6.99%	0.63%	7.62%	0.37%	7.99%	95.32%	4.68%
Management & Administrative	6.46%	0.62%	7.08%	0.13%	7.21%	98.21%	1.79%
General Support	8.81%	0.89%	9.70%	2.52%	12.22%	79.37%	20.63%
Patient & Client Care	9.91%	1.08%	10.99%	1.45%	12.44%	88.35%	11.65%

Health Service Absence Rate - by Staff Category: Dec 2024	Certified absence	Self-certified absence	Non Covid-19 absence	Covid-19 absence	Total absence rate	% Non Covid-19 absence	% Covid-19 absence
Naas General	5.94%	0.94%	6.88%	0.14%	7.03%	97.94%	2.06%
Medical & Dental	1.62%	0.38%	2.00%	0.00%	2.00%	100.00%	
Nursing & Midwifery	5.60%	1.34%	6.94%	0.06%	7.00%	99.17%	0.83%
Health & Social Care Professionals	3.49%	0.38%	3.88%	0.26%	4.13%	93.82%	6.18%
Management & Administrative	6.98%	0.53%	7.51%	0.00%	7.51%	100.00%	
General Support	8.12%	0.61%	8.73%	0.52%	9.25%	94.38%	5.62%
Patient & Client Care	9.07%	1.09%	10.15%	0.31%	10.46%	97.08%	2.92%

Health Service Absence Rate - by Staff Category: Dec 2024	Certified absence	Self-certified absence	Non Covid-19 absence	Covid-19 absence	Total absence rate	% Non Covid-19 absence	% Covid-19 absence
St. James's	4.87%	1.22%	6.09%	0.16%	6.25%	97.52%	2.48%
Medical & Dental	1.03%	0.35%	1.38%	0.00%	1.38%	100.00%	
Nursing & Midwifery	5.13%	1.72%	6.85%	0.24%	7.09%	96.55%	3.45%
Health & Social Care Professionals	3.72%	0.98%	4.70%	0.21%	4.91%	95.71%	4.29%
Management & Administrative	6.28%	0.89%	7.17%	0.09%	7.26%	98.75%	1.25%
General Support	6.97%	0.81%	7.78%	0.19%	7.97%	97.62%	2.38%
Patient & Client Care	7.32%	1.68%	9.00%	0.06%	9.06%	99.37%	0.63%

Health Service Absence Rate - by Staff Category: Dec 2024	Certified absence	Self-certified absence	Non Covid-19 absence	Covid-19 absence	Total absence rate	% Non Covid-19 absence	% Covid-19 absence
St. Luke's Rathgar	3.94%	0.48%	4.42%	0.34%	4.76%	92.90%	7.10%
Medical & Dental	0.00%	0.00%	0.00%	0.00%	0.00%		
Nursing & Midwifery	4.18%	0.91%	5.08%	1.97%	7.05%	72.08%	27.92%
Health & Social Care Professionals	2.44%	0.49%	2.93%	0.04%	2.97%	98.56%	1.44%
Management & Administrative	8.31%	0.76%	9.07%	0.00%	9.07%	100.00%	
General Support	2.73%	0.34%	3.07%	0.00%	3.07%	100.00%	
Patient & Client Care	24.59%	0.00%	24.59%	0.00%	24.59%	100.00%	

Health Service Absence Rate - by Staff Category: Dec 2024	Certified absence	Self-certified absence	Non Covid-19 absence	Covid-19 absence	Total absence rate	% Non Covid-19 absence	% Covid-19 absence
Tallaght University Hospital	4.95%	1.00%	5.95%	0.44%	6.40%	93.09%	6.91%
Medical & Dental	0.45%	0.47%	0.93%	0.09%	1.02%	90.87%	9.13%
Nursing & Midwifery	5.43%	1.34%	6.77%	0.53%	7.30%	92.76%	7.24%
Health & Social Care Professionals	6.55%	1.00%	7.55%	0.59%	8.13%	92.77%	7.23%
Management & Administrative	6.28%	0.70%	6.99%	0.38%	7.36%	94.86%	5.14%
General Support	7.31%	0.67%	7.98%	0.59%	8.57%	93.17%	6.83%
Patient & Client Care	4.38%	1.14%	5.53%	0.44%	5.96%	92.66%	7.34%

Year / Month	Certified absence	Self-certified absence	Non Covid-19 absence	Covid-19 absence	Total absence rate	Medical & Dental	Nursing & Midwifery	Health & Social Care Professionals	Management & Administrative	General Support	Patient & Client Care
Dec 2024	5.33%	1.08%	6.41%	0.28%	6.69%	1.53%	7.49%	5.48%	7.18%	8.17%	10.28%
Nov 2024	4.57%	0.79%	5.36%	0.32%	5.68%	1.44%	6.53%	4.18%	5.84%	7.17%	8.83%
Oct 2024	4.65%	0.76%	5.41%	0.42%	5.82%	1.62%	6.33%	4.86%	6.09%	7.00%	9.44%
Sep 2024	4.48%	0.80%	5.28%	0.63%	5.91%	1.84%	6.51%	5.05%	5.52%	7.27%	9.50%
Aug 2024	4.29%	0.69%	4.99%	0.76%	5.75%	1.51%	6.10%	4.78%	6.26%	6.88%	9.47%
Jul 2024	4.59%	0.66%	5.25%	0.98%	6.23%	1.48%	6.78%	4.47%	7.12%	8.18%	9.98%
Jun 2024	4.53%	0.81%	5.34%	0.87%	6.21%	1.86%	6.83%	4.87%	6.42%	7.57%	9.33%
May 2024	4.29%	0.69%	4.98%	0.37%	5.35%	1.51%	6.19%	3.83%	5.37%	7.04%	7.85%
Apr 2024	4.25%	0.81%	5.06%	0.22%	5.28%	1.31%	5.93%	4.57%	5.15%	6.69%	7.94%
Mar 2024	4.51%	0.78%	5.30%	0.29%	5.58%	1.62%	6.52%	4.57%	5.81%	7.33%	6.94%
Feb 2024	4.63%	0.84%	5.47%	0.35%	5.82%	1.73%	6.53%	4.86%	6.16%	7.51%	7.81%
Jan 2024	4.93%	0.89%	5.81%	0.66%	6.48%	1.38%	7.36%	5.30%	6.67%	9.22%	9.01%
2024	4.59%	0.80%	5.39%	0.51%	5.90%	1.56%	6.59%	4.73%	6.13%	7.51%	8.87%
Dec 2023	4.56%	0.91%	5.47%	0.87%	6.34%	1.29%	7.27%	5.42%	6.90%	7.96%	8.34%
Nov 2023	4.44%	0.71%	5.16%	0.57%	5.73%	1.37%	6.65%	4.30%	5.82%	7.43%	8.43%
Oct 2023	4.37%	0.81%	5.18%	0.65%	5.83%	1.26%	6.88%	4.51%	6.07%	7.85%	7.97%
Sep 2023	4.34%	0.73%	5.07%	0.79%	5.86%	1.31%	7.23%	4.76%	5.47%	7.35%	7.89%
Aug 2023	4.28%	0.74%	5.02%	0.90%	5.92%	1.20%	7.40%	4.80%	5.53%	7.30%	7.84%
Jul 2023	4.12%	0.64%	4.76%	0.40%	5.16%	1.08%	6.49%	3.87%	4.66%	7.03%	6.50%
Jun 2023	4.37%	0.62%	4.99%	0.37%	5.36%	1.36%	6.60%	4.24%	5.00%	6.73%	6.93%
May 2023	4.18%	0.61%	4.79%	0.62%	5.41%	1.31%	6.63%	4.47%	5.23%	6.66%	6.94%
Apr 2023	3.93%	0.72%	4.65%	0.60%	5.25%	1.38%	6.57%	4.04%	4.51%	7.43%	6.34%
Mar 2023	4.19%	0.91%	5.11%	0.71%	5.82%	1.41%	6.90%	5.17%	5.07%	8.29%	7.88%
Feb 2023	4.06%	0.75%	4.81%	0.61%	5.42%	1.34%	6.41%	4.66%	5.00%	8.21%	6.65%
Jan 2023	4.58%	0.79%	5.37%	0.90%	6.26%	1.39%	7.57%	4.94%	5.96%	8.64%	8.00%
2023	4.29%	0.75%	5.04%	0.67%	5.71%	1.31%	6.89%	4.60%	5.44%	7.59%	7.49%
Dec 2022	5.81%	1.12%	6.93%	1.48%	8.41%	2.26%	10.28%	7.31%	8.42%	9.72%	9.99%
Nov 2022	4.51%	0.81%	5.32%	0.76%	6.08%	1.43%	7.01%	4.89%	5.97%	9.09%	8.27%
Oct 2022	4.38%	0.77%	5.15%	0.74%	5.89%	1.74%	6.70%	4.73%	5.41%	8.68%	7.96%
Sep 2022	4.40%	0.71%	5.12%	0.60%	5.71%	1.40%	6.95%	4.34%	5.16%	7.51%	8.24%
Aug 2022	3.97%	0.57%	4.53%	0.62%	5.16%	1.18%	6.19%	3.77%	4.65%	7.55%	7.51%
Jul 2022	4.16%	0.59%	4.75%	1.60%	6.36%	1.50%	7.56%	5.24%	4.83%	8.46%	9.61%
Jun 2022	3.76%	0.62%	4.38%	1.92%	6.30%	1.48%	7.77%	5.41%	5.77%	8.01%	7.85%
May 2022	3.70%	0.69%	4.39%	0.97%	5.36%	1.29%	6.49%	4.48%	4.52%	6.28%	8.16%
Apr 2022	4.05%	0.60%	4.65%	2.42%	7.07%	2.05%	8.65%	5.15%	6.46%	9.49%	9.69%
Mar 2022	4.02%	0.62%	4.64%	4.71%	9.35%	3.36%	11.62%	8.62%	7.83%	10.53%	11.85%
Feb 2022	3.74%	0.55%	4.29%	3.59%	7.88%	2.95%	9.29%	7.01%	7.11%	9.15%	10.58%
Jan 2022	3.46%	0.44%	3.91%	4.76%	8.66%	2.32%	9.80%	7.32%	9.28%	9.85%	12.64%
2022	4.16%	0.67%	4.83%	2.02%	6.85%	1.91%	8.19%	5.71%	6.28%	8.67%	9.34%
Dec 2021	4.67%	0.61%	5.28%	2.59%	7.87%	2.34%	8.55%	7.34%	8.46%	8.34%	12.32%
Nov 2021	4.29%	0.90%	5.19%	2.49%	7.68%	2.00%	8.29%	7.03%	8.00%	10.45%	11.28%
Oct 2021	4.07%	0.68%	4.74%	1.77%	6.51%	1.68%	7.20%	5.77%	6.76%	7.38%	10.08%
Sep 2021	3.76%	0.56%	4.32%	1.30%	5.62%	1.52%	6.46%	4.26%	5.13%	6.63%	9.89%
Aug 2021	3.79%	0.51%	4.29%	1.36%	5.65%	1.35%	6.36%	4.19%	5.62%	6.25%	10.09%
Jul 2021	3.48%	0.50%	3.98%	0.91%	4.89%	0.78%	5.85%	3.86%	4.27%	5.36%	8.42%
Jun 2021	3.49%	0.47%	3.95%	0.69%	4.64%	0.63%	5.60%	3.60%	3.70%	5.39%	8.36%
May 2021	3.07%	0.48%	3.55%	0.80%	4.34%	0.41%	5.09%	3.50%	4.24%	5.13%	7.09%

Apr 2021	3.26%	0.44%	3.69%	1.00%	4.70%
Mar 2021	3.31%	0.40%	3.71%	1.24%	4.95%
Feb 2021	3.43%	0.53%	3.96%	2.43%	6.39%
Jan 2021	3.60%	0.54%	4.14%	4.52%	8.66%
2021	3.68%	0.55%	4.23%	1.75%	5.98%

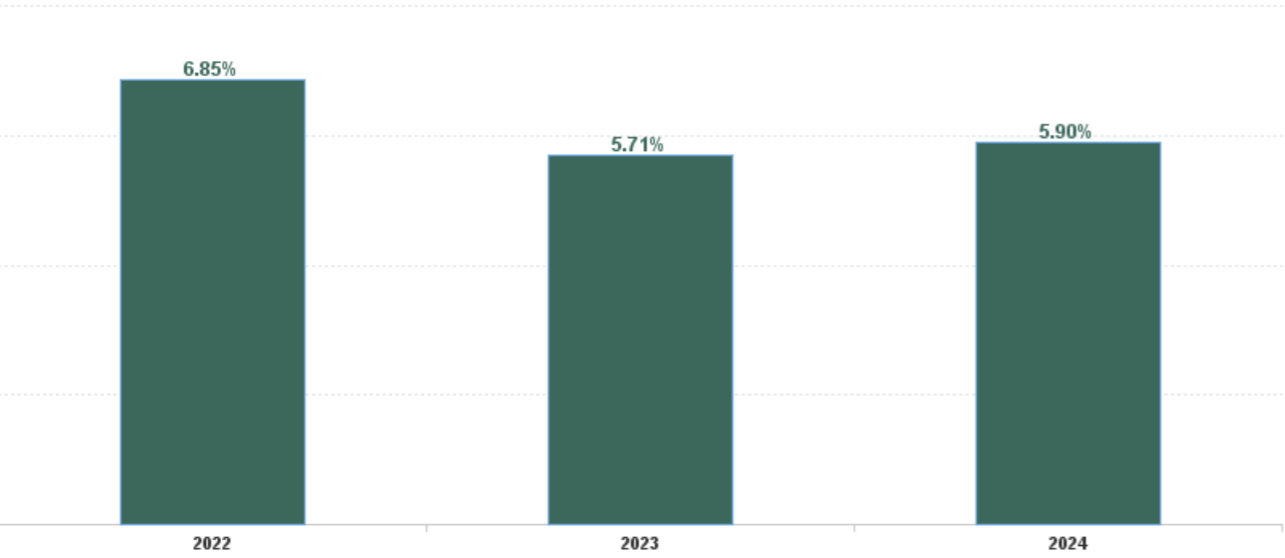
0.87%	5.56%	3.41%	3.82%	5.95%	8.30%
0.68%	5.61%	3.66%	4.23%	7.86%	8.51%
1.50%	6.93%	4.49%	6.01%	9.94%	10.97%
2.95%	9.96%	6.38%	7.65%	12.06%	12.43%
1.39%	6.78%	4.80%	5.66%	7.52%	9.81%

Year / Month	Certified absence	Self-certified absence	Non Covid-19 absence	Covid-19 absence	Total absence rate	Coombe Women & Infants University Hospital	DMHG HQ	MRH Mullingar	MRH Portlaoise	MRH Tullamore	Naas General	St. James's	St. Luke's Rathgar	Tallaght University Hospital	Dublin Midlands Hospital Group
Dec 2024	5.33%	1.08%	6.41%	0.28%	6.69%	3.80%	2.71%	9.52%	8.68%	8.92%	7.03%	6.25%	4.76%	6.40%	6.69%
Nov 2024	4.57%	0.79%	5.36%	0.32%	5.68%	3.70%	1.05%	7.81%	6.58%	8.31%	6.38%	5.04%	5.61%	5.27%	5.68%
Oct 2024	4.65%	0.76%	5.41%	0.42%	5.82%	4.16%	1.05%	8.23%	7.03%	8.59%	6.27%	5.10%	5.50%	5.27%	5.82%
Sep 2024	4.48%	0.80%	5.28%	0.63%	5.91%	3.84%	0.84%	8.13%	7.40%	8.69%	5.90%	5.20%	5.40%	5.63%	5.91%
Aug 2024	4.29%	0.69%	4.99%	0.76%	5.75%	3.71%	2.07%	7.80%	8.13%	8.04%	5.99%	5.06%	5.19%	5.38%	5.75%
Jul 2024	4.59%	0.66%	5.25%	0.98%	6.23%	3.98%	2.19%	7.72%	7.96%	8.87%	7.26%	5.42%	5.08%	6.18%	6.23%
Jun 2024	4.53%	0.81%	5.34%	0.87%	6.21%	4.32%	1.38%	7.90%	7.69%	8.82%	6.76%	5.38%	4.47%	6.40%	6.21%
May 2024	4.29%	0.69%	4.98%	0.37%	5.35%	3.98%	0.35%	6.94%	7.35%	7.63%	5.67%	4.91%	3.13%	4.93%	5.35%
Apr 2024	4.25%	0.81%	5.06%	0.22%	5.28%	4.62%	0.00%	5.95%	5.99%	7.33%	5.19%	5.11%	3.32%	5.02%	5.28%
Mar 2024	4.51%	0.78%	5.30%	0.29%	5.58%	4.11%		5.66%	7.15%	7.54%	6.19%	5.37%	3.95%	5.29%	5.58%
Feb 2024	4.63%	0.84%	5.47%	0.35%	5.82%	4.57%		6.20%	7.39%	8.16%	6.66%	5.38%	5.04%	5.29%	5.82%
Jan 2024	4.93%	0.89%	5.81%	0.66%	6.48%	5.56%		7.42%	7.81%	9.87%	6.37%	5.77%	4.98%	6.06%	6.48%
2024	4.59%	0.80%	5.39%	0.51%	5.90%	4.19%	1.25%	7.43%	7.43%	8.40%	6.30%	5.33%	4.71%	5.59%	5.90%
Dec 2023	4.56%	0.91%	5.47%	0.87%	6.34%	4.31%		6.73%	7.07%	9.24%	6.54%	6.01%	5.09%	6.21%	6.34%
Nov 2023	4.44%	0.71%	5.16%	0.57%	5.73%	3.80%		6.17%	7.12%	8.04%	5.88%	5.11%	4.90%	5.89%	5.73%
Oct 2023	4.37%	0.81%	5.18%	0.65%	5.83%	4.66%		6.17%	6.79%	7.93%	6.72%	4.86%	5.59%	6.20%	5.83%
Sep 2023	4.34%	0.73%	5.07%	0.79%	5.86%	4.54%		6.70%	6.94%	7.30%	6.68%	5.37%	4.88%	5.83%	5.86%
Aug 2023	4.28%	0.74%	5.02%	0.90%	5.92%	4.86%		8.58%	6.36%	7.78%	6.78%	5.23%	3.92%	5.70%	5.92%
Jul 2023	4.12%	0.64%	4.76%	0.40%	5.16%	4.43%		6.67%	6.04%	6.62%	6.01%	4.70%	4.72%	4.64%	5.16%
Jun 2023	4.37%	0.62%	4.99%	0.37%	5.36%			5.90%	6.62%	6.47%	5.89%	4.86%	3.87%	5.30%	5.36%
May 2023	4.18%	0.61%	4.79%	0.62%	5.41%			5.91%	5.76%	6.86%	6.07%	4.66%	4.16%	5.73%	5.41%
Apr 2023	3.93%	0.72%	4.65%	0.60%	5.25%	3.87%		5.61%	6.44%	6.90%	5.73%	4.60%	4.23%	5.84%	5.25%
Mar 2023	4.19%	0.91%	5.11%	0.71%	5.82%	5.81%		6.18%	8.24%	7.08%	6.28%	4.84%	4.76%	6.11%	5.82%
Feb 2023	4.06%	0.75%	4.81%	0.61%	5.42%	4.66%		5.55%	6.79%	6.39%	5.62%	4.77%	4.35%	6.04%	5.42%
Jan 2023	4.58%	0.79%	5.37%	0.90%	6.26%	4.96%		6.74%	7.62%	7.22%	7.33%	5.51%	5.38%	6.81%	6.26%
2023	4.29%	0.75%	5.04%	0.67%	5.71%	4.58%		6.42%	6.82%	7.33%	6.30%	5.04%	4.65%	5.86%	5.71%
Dec 2022	5.81%	1.12%	6.93%	1.48%	8.41%	6.19%		8.49%	8.55%	9.16%	7.12%	7.33%	5.28%	11.71%	8.41%
Nov 2022	4.51%	0.81%	5.32%	0.76%	6.08%	5.42%		7.11%	7.20%	7.66%	6.33%	5.38%	7.89%	5.62%	6.08%
Oct 2022	4.38%	0.77%	5.15%	0.74%	5.89%	4.82%		7.03%	7.30%	8.67%	5.62%	5.00%	5.88%	5.83%	5.89%
Sep 2022	4.40%	0.71%	5.12%	0.60%	5.71%	4.13%		6.79%	7.55%	8.65%	5.29%	4.99%	5.04%	5.74%	5.71%
Aug 2022	3.97%	0.57%	4.53%	0.62%	5.16%	4.48%		7.49%	6.99%	9.10%	5.67%	3.84%	4.36%	4.94%	5.16%
Jul 2022	4.16%	0.59%	4.75%	1.60%	6.36%	5.51%		8.01%	9.07%	10.39%	7.92%	5.19%	7.08%	5.40%	6.36%
Jun 2022	3.76%	0.62%	4.38%	1.92%	6.30%	6.12%		7.31%	8.24%	9.34%	8.04%	4.49%	5.83%	7.21%	6.30%
May 2022	3.70%	0.69%	4.39%	0.97%	5.36%	6.08%		6.35%	7.06%	8.53%	6.44%	3.62%	4.61%	5.99%	5.36%
Apr 2022	4.05%	0.60%	4.65%	2.42%	7.07%	6.78%		7.92%	10.65%	10.46%	8.87%	5.12%	6.08%	7.66%	7.07%
Mar 2022	4.02%	0.62%	4.64%	4.71%	9.35%	7.07%		11.04%	13.65%	13.64%	12.39%	7.10%	8.81%	10.02%	9.35%
Feb 2022	3.74%	0.55%	4.29%	3.59%	7.88%	6.74%		8.68%	9.35%	10.54%	8.78%	6.47%	8.05%	8.80%	7.88%
Jan 2022	3.46%	0.44%	3.91%	4.76%	8.66%	2.31%		10.52%	10.97%	12.13%	10.05%	8.06%	5.93%	9.48%	8.66%
2022	4.16%	0.67%	4.83%	2.02%	6.85%	5.50%		8.08%	8.89%	9.85%	7.64%	5.53%	6.23%	7.35%	6.85%
Dec 2021	4.67%	0.61%	5.28%	2.59%	7.87%	6.00%		8.88%	9.14%	10.79%	8.80%	5.10%	6.76%	11.67%	7.87%
Nov 2021	4.29%	0.90%	5.19%	2.49%	7.68%	9.57%		9.25%	8.86%	10.78%	9.39%	5.62%	7.47%	8.17%	7.68%
Oct 2021	4.07%	0.68%	4.74%	1.77%	6.51%	6.57%		7.38%	7.77%	9.99%	8.54%	4.79%	5.46%	7.38%	6.51%
Sep 2021	3.76%	0.56%	4.32%	1.30%	5.62%	5.96%		5.81%	6.61%	8.91%	6.86%	4.19%	4.88%	6.22%	5.62%
Aug 2021	3.79%	0.51%	4.29%	1.36%	5.65%	5.86%		7.38%	7.09%	8.14%	5.59%	4.26%	6.48%	6.07%	5.65%
Jul 2021	3.48%	0.50%	3.98%	0.91%	4.89%	4.60%		5.49%	6.55%	7.59%	6.63%	3.79%	3.00%	5.33%	4.89%
Jun 2021	3.49%	0.47%	3.95%	0.69%	4.64%	5.47%		4.56%	6.66%	7.73%	7.13%	3.27%	4.00%	4.60%	4.64%
May 2021	3.07%	0.48%	3.55%	0.80%	4.34%	4.48%		4.45%	7.14%	7.19%	6.48%	2.89%	4.57%	4.33%	4.34%

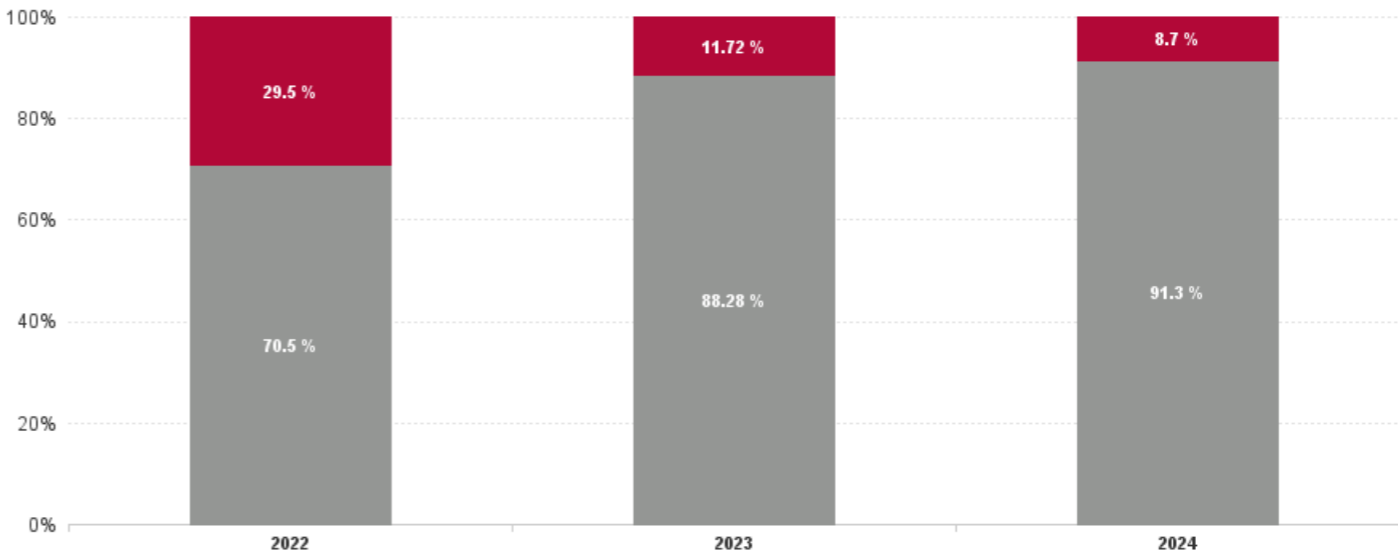
Apr 2021	3.26%	0.44%	3.69%	1.00%	4.70%
Mar 2021	3.31%	0.40%	3.71%	1.24%	4.95%
Feb 2021	3.43%	0.53%	3.96%	2.43%	6.39%
Jan 2021	3.60%	0.54%	4.14%	4.52%	8.66%
2021	3.68%	0.55%	4.23%	1.75%	5.98%

5.79%		4.86%	6.95%	7.82%	6.95%	3.09%	4.21%	4.88%	4.70%
4.75%		4.97%	6.23%	8.19%	7.49%	3.42%	4.48%	5.72%	4.95%
6.29%		5.95%	9.26%	8.77%	9.60%	4.95%	4.86%	6.92%	6.39%
10.83%		7.05%	14.57%	10.31%	10.82%	7.09%	8.36%	8.42%	8.66%
6.33%		6.34%	8.08%	8.86%	7.87%	4.37%	5.39%	6.64%	5.98%

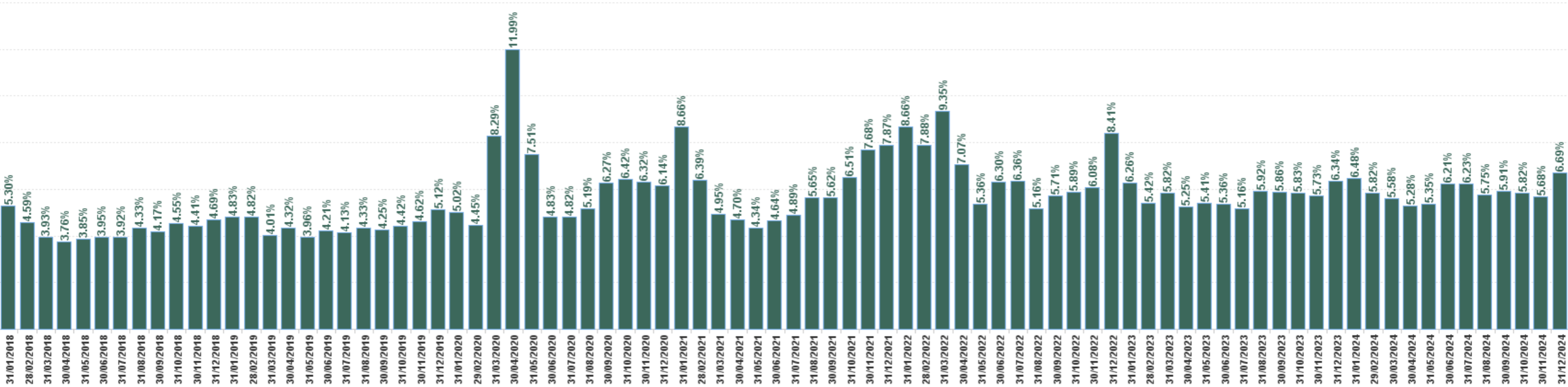
Total Absence Rate



% of Absence Non Covid-19 / Covid-19



Total Absence Rate



Year / Month	Certified absence	Self-certified absence	Non Covid-19 absence	Covid-19 absence	Total absence rate	Health Service Executive	Section 38 Hospitals	Dublin Midlands Hospital Group
Dec 2024	5.33%	1.08%	6.41%	0.28%	6.69%	8.00%	6.01%	6.69%
Nov 2024	4.57%	0.79%	5.36%	0.32%	5.68%	7.07%	4.98%	5.68%
Oct 2024	4.65%	0.76%	5.41%	0.42%	5.82%	7.28%	5.06%	5.82%
Sep 2024	4.48%	0.80%	5.28%	0.63%	5.91%	7.26%	5.20%	5.91%
Aug 2024	4.29%	0.69%	4.99%	0.76%	5.75%	7.15%	5.02%	5.75%
Jul 2024	4.59%	0.66%	5.25%	0.98%	6.23%	7.58%	5.54%	6.23%
Jun 2024	4.53%	0.81%	5.34%	0.87%	6.21%	7.38%	5.62%	6.21%
May 2024	4.29%	0.69%	4.98%	0.37%	5.35%	6.38%	4.82%	5.35%
Apr 2024	4.25%	0.81%	5.06%	0.22%	5.28%	5.77%	5.03%	5.28%
Mar 2024	4.51%	0.78%	5.30%	0.29%	5.58%	6.33%	5.19%	5.58%
Feb 2024	4.63%	0.84%	5.47%	0.35%	5.82%	6.92%	5.25%	5.82%
Jan 2024	4.93%	0.89%	5.81%	0.66%	6.48%	7.65%	5.86%	6.48%
2024	4.59%	0.80%	5.39%	0.51%	5.90%	7.06%	5.29%	5.90%
Dec 2023	4.56%	0.91%	5.47%	0.87%	6.34%	7.22%	5.88%	6.34%
Nov 2023	4.44%	0.71%	5.16%	0.57%	5.73%	6.63%	5.25%	5.73%
Oct 2023	4.37%	0.81%	5.18%	0.65%	5.83%	6.79%	5.30%	5.83%
Sep 2023	4.34%	0.73%	5.07%	0.79%	5.86%	6.67%	5.44%	5.86%
Aug 2023	4.28%	0.74%	5.02%	0.90%	5.92%	6.98%	5.35%	5.92%
Jul 2023	4.12%	0.64%	4.76%	0.40%	5.16%	6.15%	4.65%	5.16%
Jun 2023	4.37%	0.62%	4.99%	0.37%	5.36%	5.90%	5.03%	5.36%
May 2023	4.18%	0.61%	4.79%	0.62%	5.41%	5.94%	5.09%	5.41%
Apr 2023	3.93%	0.72%	4.65%	0.60%	5.25%	5.94%	4.91%	5.25%
Mar 2023	4.19%	0.91%	5.11%	0.71%	5.82%	6.59%	5.40%	5.82%
Feb 2023	4.06%	0.75%	4.81%	0.61%	5.42%	5.83%	5.19%	5.42%
Jan 2023	4.58%	0.79%	5.37%	0.90%	6.26%	6.95%	5.90%	6.26%
2023	4.29%	0.75%	5.04%	0.67%	5.71%	6.48%	5.29%	5.71%
Dec 2022	5.81%	1.12%	6.93%	1.48%	8.41%	7.95%	8.66%	8.41%
Nov 2022	4.51%	0.81%	5.32%	0.76%	6.08%	7.22%	5.47%	6.08%
Oct 2022	4.38%	0.77%	5.15%	0.74%	5.89%	7.07%	5.26%	5.89%
Sep 2022	4.40%	0.71%	5.12%	0.60%	5.71%	6.85%	5.12%	5.71%

Aug 2022	3.97%	0.57%	4.53%	0.62%	5.16%	7.01%	4.26%	5.16%
Jul 2022	4.16%	0.59%	4.75%	1.60%	6.36%	8.65%	5.30%	6.36%
Jun 2022	3.76%	0.62%	4.38%	1.92%	6.30%	7.94%	5.51%	6.30%
May 2022	3.70%	0.69%	4.39%	0.97%	5.36%	6.81%	4.65%	5.36%
Apr 2022	4.05%	0.60%	4.65%	2.42%	7.07%	8.96%	6.14%	7.07%
Mar 2022	4.02%	0.62%	4.64%	4.71%	9.35%	12.09%	8.00%	9.35%
Feb 2022	3.74%	0.55%	4.29%	3.59%	7.88%	9.21%	7.23%	7.88%
Jan 2022	3.46%	0.44%	3.91%	4.76%	8.66%	10.30%	7.85%	8.66%
2022	4.16%	0.67%	4.83%	2.02%	6.85%	8.34%	6.11%	6.85%
Dec 2021	4.67%	0.61%	5.28%	2.59%	7.87%	9.09%	7.26%	7.87%
Nov 2021	4.29%	0.90%	5.19%	2.49%	7.68%	9.35%	6.87%	7.68%
Oct 2021	4.07%	0.68%	4.74%	1.77%	6.51%	8.03%	5.79%	6.51%
Sep 2021	3.76%	0.56%	4.32%	1.30%	5.62%	6.80%	5.04%	5.62%
Aug 2021	3.79%	0.51%	4.29%	1.36%	5.65%	7.07%	4.99%	5.65%
Jul 2021	3.48%	0.50%	3.98%	0.91%	4.89%	6.05%	4.35%	4.89%
Jun 2021	3.49%	0.47%	3.95%	0.69%	4.64%	6.16%	3.93%	4.64%
May 2021	3.07%	0.48%	3.55%	0.80%	4.34%	6.04%	3.54%	4.34%
Apr 2021	3.26%	0.44%	3.69%	1.00%	4.70%	6.29%	3.95%	4.70%

