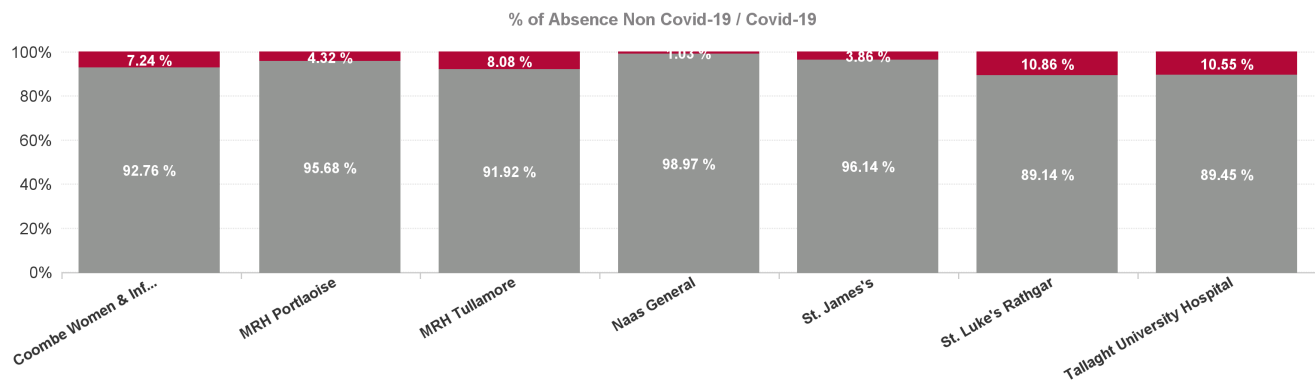
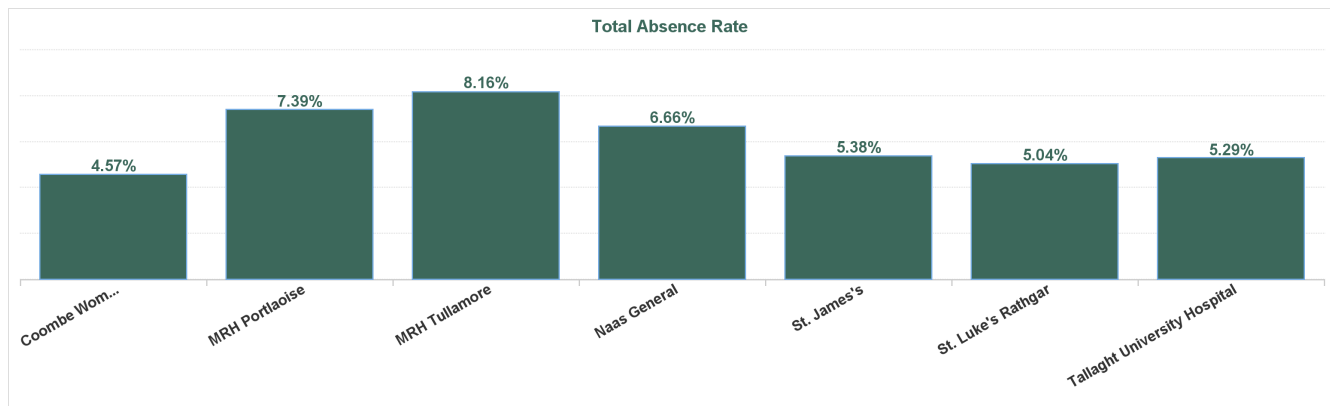


February 2024

Health Service Absence Rate - by Staff Category: Feb 2024	Certified absence	Self-certified absence	Non Covid-19 absence	Covid-19 absence	Total absence rate	% Non Covid-19 absence	% Covid-19 absence
Dublin Midlands Hospital Group	4.57%	0.86%	5.43%	0.37%	5.79%	93.68%	6.32%
Medical & Dental	1.34%	0.41%	1.74%	0.05%	1.80%	97.20%	2.80%
Nursing & Midwifery	4.83%	1.19%	6.02%	0.49%	6.50%	92.52%	7.48%
Health & Social Care Professionals	4.19%	0.57%	4.76%	0.20%	4.96%	95.99%	4.01%
Management & Administrative	5.30%	0.55%	5.85%	0.38%	6.23%	93.86%	6.14%
General Support	6.15%	0.67%	6.82%	0.52%	7.33%	92.96%	7.04%
Patient & Client Care	5.90%	1.12%	7.02%	0.40%	7.42%	94.57%	5.43%

Health Service Absence Rate - by Care Group: Feb 2024	Certified absence	Self-certified absence	Non Covid-19 absence	Covid-19 absence	Total absence rate	% Non Covid-19 absence	% Covid-19 absence
Dublin Midlands Hospital Group	4.57%	0.86%	5.43%	0.37%	5.79%	93.68%	6.32%
Coombe Women & Infants University Hospital	2.87%	1.37%	4.24%	0.33%	4.57%	92.76%	7.24%
MRH Portlaoise	6.01%	1.07%	7.07%	0.32%	7.39%	95.68%	4.32%
MRH Tullamore	6.63%	0.87%	7.50%	0.66%	8.16%	91.92%	8.08%
Naas General	5.66%	0.93%	6.59%	0.07%	6.66%	98.97%	1.03%
St. James's	4.29%	0.88%	5.17%	0.21%	5.38%	96.14%	3.86%
St. Luke's Rathgar	4.09%	0.40%	4.49%	0.55%	5.04%	89.14%	10.86%
Tallaght University Hospital	4.07%	0.66%	4.73%	0.56%	5.29%	89.45%	10.55%

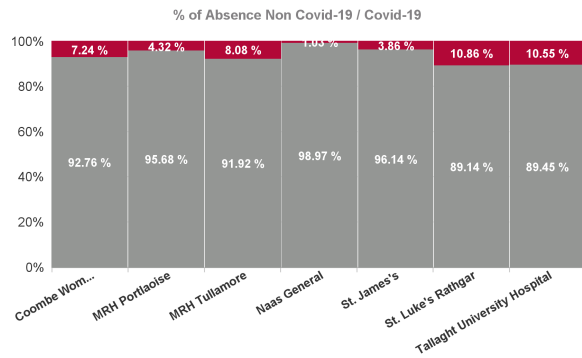
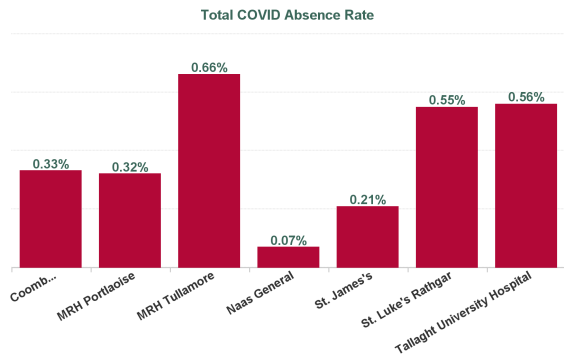


February 2024

Health Service Absence Rate - by Hospital : Feb 2024	Certified absence	Self-certified absence	Non Covid-19 absence	Covid-19 absence	Total absence rate	Medical & Dental	Nursing & Midwifery	Health & Social Care Professionals	Management & Administrative	General Support	Patient & Client Care
Dublin Midlands Hospital Group	4.57%	0.86%	5.43%	0.37%	5.79%	1.80%	6.50%	4.96%	6.23%	7.33%	7.42%
Coombe Women & Infants University Hospital	2.87%	1.37%	4.24%	0.33%	4.57%	1.09%	5.54%	2.49%	3.38%	7.83%	3.70%
MRH Portlaoise	6.01%	1.07%	7.07%	0.32%	7.39%	3.35%	8.86%	6.18%	9.58%	12.16%	5.74%
MRH Tullamore	6.63%	0.87%	7.50%	0.66%	8.16%	2.90%	8.90%	8.31%	6.08%	10.60%	10.84%
Naas General	5.66%	0.93%	6.59%	0.07%	6.66%	4.84%	6.74%	5.23%	6.64%	5.40%	8.64%
St. James's	4.29%	0.88%	5.17%	0.21%	5.38%	0.97%	6.57%	4.50%	5.60%	7.58%	6.58%
St. Luke's Rathgar	4.09%	0.40%	4.49%	0.55%	5.04%	0.00%	5.45%	3.21%	5.75%	6.05%	19.23%
Tallaght University Hospital	4.07%	0.66%	4.73%	0.56%	5.29%	1.79%	5.28%	5.62%	7.38%	5.79%	6.09%

February 2024

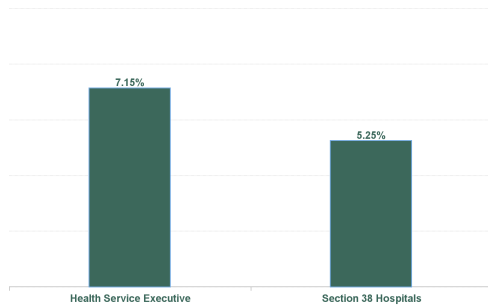
Health Service Absence Rate - by Staff Category & Hospital: Feb 2024	Non Covid-19 absence	Covid-19 absence	Total absence rate	Medical & Dental	Nursing & Midwifery	Health & Social Care Professionals	Management & Administrative	General Support	Patient & Client Care
Dublin Midlands Hospital Group	5.43%	0.37%	0.37%	0.05%	0.49%	0.20%	0.38%	0.52%	0.40%
Coombe Women & Infants University Hospital	4.24%	0.33%	4.57%	0.00%	0.32%	0.16%	0.20%	1.04%	0.00%
MRH Portlaoise	7.07%	0.32%	7.39%	0.31%	0.35%	0.00%	0.24%	0.70%	0.37%
MRH Tullamore	7.50%	0.66%	8.16%	0.05%	0.80%	0.12%	0.16%	1.76%	1.12%
Naas General	6.59%	0.07%	6.66%	0.00%	0.11%	0.00%	0.22%	0.00%	0.00%
St. James's	5.17%	0.21%	5.38%	0.02%	0.28%	0.16%	0.20%	0.16%	0.31%
St. Luke's Rathgar	4.49%	0.55%	5.04%	0.00%	2.33%	0.05%	0.05%	0.08%	1.22%
Tallaght University Hospital	4.73%	0.56%	5.29%	0.05%	0.68%	0.48%	0.87%	0.58%	0.26%



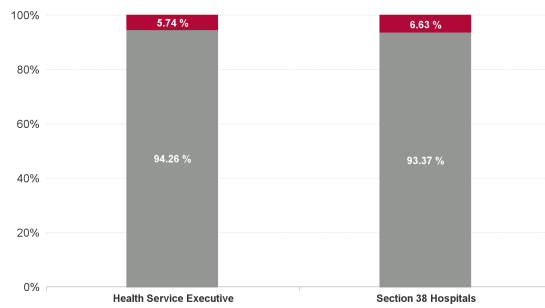
February 2024

Health Service Absence Rate - by Admin : Feb 2024	Certified absence	Self-certified absence	Non Covid-19 absence	Covid-19 absence	Total absence rate	Medical & Dental	Nursing & Midwifery	Health & Social Care Professionals	Management & Administrative	General Support	Patient & Client Care
Dublin Midlands Hospital Group	4.57%	0.86%	5.43%	0.37%	5.79%	1.80%	6.50%	4.96%	6.23%	7.33%	7.42%
MRH Portlaoise	6.01%	1.07%	7.07%	0.32%	7.39%	3.35%	8.86%	6.18%	9.58%	12.16%	5.74%
MRH Tullamore	6.63%	0.87%	7.50%	0.66%	8.16%	2.90%	8.90%	8.31%	6.08%	10.60%	10.84%
Naas General	5.66%	0.93%	6.59%	0.07%	6.66%	4.84%	6.74%	5.23%	6.64%	5.40%	8.64%
St. Luke's Rathgar	4.09%	0.40%	4.49%	0.55%	5.04%	0.00%	5.45%	3.21%	5.75%	6.05%	19.23%
Health Service Executive	5.87%	0.87%	6.74%	0.41%	7.15%	3.44%	8.04%	5.43%	6.97%	8.31%	9.01%
Coombe Women & Infants University Hospital	2.87%	1.37%	4.24%	0.33%	4.57%	1.09%	5.54%	2.49%	3.38%	7.83%	3.70%
St. James's	4.29%	0.88%	5.17%	0.21%	5.38%	0.97%	6.57%	4.50%	5.60%	7.58%	6.58%
Tallaght University Hospital	4.07%	0.66%	4.73%	0.56%	5.29%	1.79%	5.28%	5.62%	7.38%	5.79%	6.09%
Section 38 Hospitals	4.05%	0.86%	4.90%	0.35%	5.25%	1.26%	5.96%	4.73%	5.99%	7.06%	6.21%

Total Absence Rate



Non Covid-19 & Covid-19 Absence



Health Service Absence Rate - by Staff Category: Feb 2024	Certified absence	Self-certified absence	Non Covid-19 absence	Covid-19 absence	Total absence rate	% Non Covid-19 absence	% Covid-19 absence
Coombe Women & Infants University Hospital	2.87%	1.37%	4.24%	0.33%	4.57%	92.76%	7.24%
Medical & Dental	0.63%	0.46%	1.09%	0.00%	1.09%	100.00%	0.00%
Nursing & Midwifery	3.13%	2.08%	5.22%	0.32%	5.54%	94.22%	5.78%
Health & Social Care Professionals	1.60%	0.72%	2.33%	0.16%	2.49%	93.55%	6.45%
Management & Administrative	2.29%	0.89%	3.18%	0.20%	3.38%	94.08%	5.92%
General Support	5.51%	1.27%	6.79%	1.04%	7.83%	86.73%	13.27%
Patient & Client Care	2.80%	0.89%	3.70%	0.00%	3.70%	100.00%	0.00%

Health Service Absence Rate - by Staff Category: Feb 2024	Certified absence	Self-certified absence	Non Covid-19 absence	Covid-19 absence	Total absence rate	% Non Covid-19 absence	% Covid-19 absence
MRH Portlaoise	6.01%	1.07%	7.07%	0.32%	7.39%	95.68%	4.32%
Medical & Dental	1.66%	1.38%	3.04%	0.31%	3.35%	90.79%	9.21%
Nursing & Midwifery	7.18%	1.34%	8.51%	0.35%	8.86%	96.08%	3.92%
Health & Social Care Professionals	4.65%	1.53%	6.18%	0.00%	6.18%	100.00%	0.00%
Management & Administrative	8.86%	0.48%	9.34%	0.24%	9.58%	97.54%	2.46%
General Support	10.84%	0.62%	11.46%	0.70%	12.16%	94.25%	5.75%
Patient & Client Care	4.76%	0.61%	5.37%	0.37%	5.74%	93.59%	6.41%

--	--	--	--	--	--	--	--

Health Service Absence Rate - by Staff Category: Feb 2024	Certified absence	Self-certified absence	Non Covid-19 absence	Covid-19 absence	Total absence rate	% Non Covid-19 absence	% Covid-19 absence
MRH Tullamore	6.63%	0.87%	7.50%	0.66%	8.16%	91.92%	8.08%
Medical & Dental	2.44%	0.40%	2.84%	0.05%	2.90%	98.11%	1.89%
Nursing & Midwifery	7.06%	1.03%	8.09%	0.80%	8.90%	90.97%	9.03%
Health & Social Care Professionals	7.52%	0.67%	8.19%	0.12%	8.31%	98.51%	1.49%
Management & Administrative	5.57%	0.36%	5.93%	0.16%	6.08%	97.44%	2.56%
General Support	8.04%	0.80%	8.84%	1.76%	10.60%	83.37%	16.63%
Patient & Client Care	8.41%	1.31%	9.72%	1.12%	10.84%	89.66%	10.34%

Health Service Absence Rate - by Staff Category: Feb 2024	Certified absence	Self-certified absence	Non Covid-19 absence	Covid-19 absence	Total absence rate	% Non Covid-19 absence	% Covid-19 absence
Naas General	5.66%	0.93%	6.59%	0.07%	6.66%	98.97%	1.03%
Medical & Dental	4.40%	0.43%	4.84%	0.00%	4.84%	100.00%	0.00%
Nursing & Midwifery	5.31%	1.32%	6.63%	0.11%	6.74%	98.32%	1.68%
Health & Social Care Professionals	4.67%	0.57%	5.23%	0.00%	5.23%	100.00%	0.00%
Management & Administrative	6.19%	0.23%	6.42%	0.22%	6.64%	96.72%	3.28%
General Support	4.85%	0.56%	5.40%	0.00%	5.40%	100.00%	0.00%

Patient & Client Care	7.41%	1.23%	8.64%	0.00%	8.64%	100.00%	0.00%

Health Service Absence Rate - by Staff Category: Feb 2024	Certified absence	Self-certified absence	Non Covid-19 absence	Covid-19 absence	Total absence rate	% Non Covid-19 absence	% Covid-19 absence
St. James's	4.29%	0.88%	5.17%	0.21%	5.38%	96.14%	3.86%
Medical & Dental	0.81%	0.14%	0.95%	0.02%	0.97%	97.70%	2.30%
Nursing & Midwifery	5.03%	1.27%	6.29%	0.28%	6.57%	95.75%	4.25%
Health & Social Care Professionals	3.78%	0.56%	4.34%	0.16%	4.50%	96.49%	3.51%
Management & Administrative	4.86%	0.54%	5.40%	0.20%	5.60%	96.39%	3.61%
General Support	6.78%	0.64%	7.42%	0.16%	7.58%	97.87%	2.13%
Patient & Client Care	4.76%	1.52%	6.27%	0.31%	6.58%	95.27%	4.73%

Health Service Absence Rate - by Staff Category: Feb 2024	Certified absence	Self-certified absence	Non Covid-19 absence	Covid-19 absence	Total absence rate	% Non Covid-19 absence	% Covid-19 absence
St. Luke's Rathgar	4.09%	0.40%	4.49%	0.55%	5.04%	89.14%	10.86%
Medical & Dental	0.00%	0.00%	0.00%	0.00%	0.00%	#DIV/0	#DIV/0
Nursing & Midwifery	2.61%	0.51%	3.12%	2.33%	5.45%	57.20%	42.80%
Health & Social Care Professionals	2.83%	0.33%	3.16%	0.05%	3.21%	98.58%	1.42%
Management & Administrative	5.23%	0.47%	5.70%	0.05%	5.75%	99.14%	0.86%

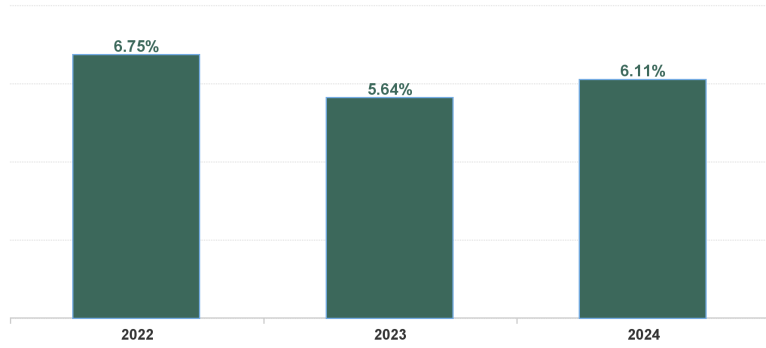
Year / Month	Certified absence	Self-certified absence	Non Covid-19 absence	Covid-19 absence	Total absence rate	Medical & Dental	Nursing & Midwifery	Health & Social Care Professionals	Management & Administrative	General Support	Patient & Client Care
Feb 2024	4.57%	0.86%	5.43%	0.37%	5.79%	1.80%	6.50%	4.96%	6.23%	7.33%	7.42%
Jan 2024	4.82%	0.90%	5.72%	0.68%	6.39%	1.36%	7.38%	5.21%	6.66%	8.87%	8.60%
2024	4.70%	0.88%	5.58%	0.53%	6.11%	1.56%	6.96%	5.09%	6.46%	8.13%	8.04%
Dec 2023	4.50%	0.92%	5.41%	0.89%	6.31%	1.25%	7.26%	5.46%	6.88%	7.69%	8.26%
Nov 2023	4.40%	0.73%	5.12%	0.57%	5.69%	1.24%	6.57%	4.35%	6.01%	7.40%	8.23%
Oct 2023	4.29%	0.83%	5.12%	0.67%	5.80%	1.23%	6.90%	4.53%	6.06%	7.99%	7.54%
Sep 2023	4.23%	0.75%	4.98%	0.81%	5.79%	1.34%	7.21%	4.83%	5.53%	7.16%	7.20%
Aug 2023	4.06%	0.75%	4.81%	0.88%	5.69%	1.22%	7.20%	4.79%	5.32%	7.09%	6.89%
Jul 2023	3.97%	0.65%	4.62%	0.42%	5.04%	1.15%	6.36%	3.93%	4.43%	7.06%	5.94%
Jun 2023	4.29%	0.64%	4.92%	0.39%	5.31%	1.45%	6.45%	4.30%	5.05%	6.64%	6.76%
May 2023	4.11%	0.62%	4.73%	0.63%	5.36%	1.43%	6.51%	4.47%	5.31%	6.65%	6.65%
Apr 2023	3.86%	0.73%	4.60%	0.63%	5.22%	1.40%	6.54%	3.96%	4.58%	7.29%	6.20%
Mar 2023	4.11%	0.94%	5.05%	0.73%	5.79%	1.44%	6.74%	5.31%	5.14%	8.31%	7.77%
Feb 2023	4.00%	0.76%	4.76%	0.64%	5.41%	1.47%	6.31%	4.51%	5.09%	8.23%	6.66%
Jan 2023	4.51%	0.80%	5.31%	0.91%	6.22%	1.48%	7.38%	4.92%	6.02%	8.67%	8.02%
2023	4.20%	0.76%	4.96%	0.68%	5.64%	1.34%	6.80%	4.62%	5.46%	7.53%	7.19%
Dec 2022	5.77%	1.14%	6.91%	1.50%	8.41%	2.32%	10.23%	7.30%	8.56%	9.85%	9.72%
Nov 2022	4.41%	0.81%	5.22%	0.77%	5.99%	1.53%	6.80%	4.74%	6.03%	9.46%	7.81%
Oct 2022	4.28%	0.78%	5.06%	0.72%	5.79%	1.81%	6.50%	4.71%	5.42%	8.99%	7.48%
Sep 2022	4.32%	0.71%	5.04%	0.59%	5.62%	1.48%	6.81%	4.32%	5.19%	7.74%	7.64%
Aug 2022	3.79%	0.57%	4.37%	0.60%	4.97%	1.25%	5.96%	3.68%	4.63%	7.62%	6.60%
Jul 2022	4.07%	0.57%	4.65%	1.58%	6.22%	1.50%	7.39%	5.25%	4.80%	8.66%	9.01%
Jun 2022	3.66%	0.63%	4.29%	1.93%	6.21%	1.55%	7.67%	5.42%	5.63%	8.12%	7.40%
May 2022	3.62%	0.68%	4.30%	0.98%	5.28%	1.34%	6.42%	4.22%	4.54%	6.41%	7.88%
Apr 2022	3.94%	0.60%	4.55%	2.46%	7.00%	2.10%	8.58%	5.01%	6.50%	9.49%	9.39%
Mar 2022	3.92%	0.61%	4.53%	4.68%	9.21%	3.49%	11.42%	8.55%	7.69%	10.54%	11.34%
Feb 2022	3.66%	0.55%	4.21%	3.60%	7.81%	3.01%	9.16%	7.19%	6.98%	9.31%	10.08%
Jan 2022	3.32%	0.43%	3.75%	4.75%	8.50%	2.24%	9.63%	7.07%	9.04%	9.90%	12.59%
2022	4.06%	0.67%	4.73%	2.02%	6.75%	1.97%	8.04%	5.64%	6.24%	8.82%	8.87%
Dec 2021	4.57%	0.59%	5.16%	2.63%	7.79%	2.43%	8.36%	7.36%	8.29%	8.53%	12.20%
Nov 2021	4.13%	0.91%	5.04%	2.51%	7.55%	2.05%	8.11%	6.83%	8.00%	10.63%	10.72%
Oct 2021	4.00%	0.67%	4.67%	1.77%	6.44%	1.73%	7.11%	5.76%	6.62%	7.60%	9.81%
Sep 2021	3.69%	0.57%	4.26%	1.34%	5.60%	1.59%	6.55%	4.26%	5.09%	6.80%	9.39%
Aug 2021	3.65%	0.52%	4.17%	1.34%	5.51%	1.17%	6.44%	4.20%	5.48%	6.33%	9.04%
Jul 2021	3.40%	0.51%	3.91%	0.93%	4.84%	0.79%	5.91%	3.87%	4.33%	5.38%	7.80%
Jun 2021	3.46%	0.48%	3.94%	0.71%	4.65%	0.65%	5.71%	3.65%	3.74%	5.32%	8.03%
May 2021	3.03%	0.49%	3.52%	0.82%	4.33%	0.46%	5.13%	3.35%	4.36%	5.15%	6.91%
Apr 2021	3.20%	0.45%	3.65%	1.03%	4.68%	0.78%	5.60%	3.32%	3.95%	6.12%	8.12%
Mar 2021	3.27%	0.41%	3.68%	1.27%	4.95%	0.75%	5.64%	3.69%	4.18%	8.09%	8.22%
Feb 2021	3.36%	0.53%	3.89%	2.54%	6.43%	1.60%	7.09%	4.50%	5.96%	9.98%	10.77%
Jan 2021	3.51%	0.55%	4.06%	4.73%	8.79%	2.99%	10.13%	6.55%	7.76%	12.20%	12.62%
2021	3.61%	0.56%	4.16%	1.79%	5.95%	1.41%	6.80%	4.79%	5.65%	7.63%	9.47%

Year / Month	Certified absence	Self-certified absence	Non Covid-19 absence	Covid-19 absence	Total absence rate	Coombe Women & Infants University Hospital	MRH Portlaoise	MRH Tullamore	Naas General Hospital	St. James's Hospital	St. Luke's Radiation Oncology Network	Tallaght University Hospital	Dublin Midlands Hospital Group
Feb 2024	4.57%	0.86%	5.43%	0.37%	5.79%	4.57%	7.39%	8.16%	6.66%	5.38%	5.04%	5.29%	5.79%
Jan 2024	4.82%	0.90%	5.72%	0.68%	6.39%	5.56%	7.81%	9.87%	6.37%	5.77%	4.98%	6.06%	6.39%
2024	4.70%	0.88%	5.58%	0.53%	6.11%	5.06%	7.61%	9.05%	6.51%	5.58%	5.00%	5.70%	6.11%
Dec 2023	4.50%	0.92%	5.41%	0.89%	6.31%	4.31%	7.07%	9.24%	6.54%	6.01%	5.09%	6.21%	6.31%
Nov 2023	4.40%	0.73%	5.12%	0.57%	5.69%	3.80%	7.12%	8.04%	5.88%	5.11%	4.90%	5.89%	5.69%
Oct 2023	4.29%	0.83%	5.12%	0.67%	5.80%	4.66%	6.79%	7.93%	6.72%	4.86%	5.59%	6.20%	5.80%
Sep 2023	4.23%	0.75%	4.98%	0.81%	5.79%	4.54%	6.94%	7.30%	6.68%	5.37%	4.88%	5.83%	5.79%
Aug 2023	4.06%	0.75%	4.81%	0.88%	5.69%	4.86%	6.36%	7.78%	6.78%	5.23%	3.92%	5.70%	5.69%
Jul 2023	3.97%	0.65%	4.62%	0.42%	5.04%	4.43%	6.04%	6.62%	6.01%	4.70%	4.72%	4.64%	5.04%
Jun 2023	4.29%	0.64%	4.92%	0.39%	5.31%		6.62%	6.47%	5.89%	4.86%	3.87%	5.30%	5.31%
May 2023	4.11%	0.62%	4.73%	0.63%	5.36%		5.76%	6.86%	6.07%	4.66%	4.16%	5.73%	5.36%
Apr 2023	3.86%	0.73%	4.60%	0.63%	5.22%	3.87%	6.44%	6.90%	5.73%	4.60%	4.23%	5.84%	5.22%
Mar 2023	4.11%	0.94%	5.05%	0.73%	5.79%	5.81%	8.24%	7.08%	6.28%	4.84%	4.76%	6.11%	5.79%
Feb 2023	4.00%	0.76%	4.76%	0.64%	5.41%	4.66%	6.79%	6.39%	5.62%	4.77%	4.35%	6.04%	5.41%
Jan 2023	4.51%	0.80%	5.31%	0.91%	6.22%	4.96%	7.62%	7.22%	7.33%	5.51%	5.38%	6.81%	6.22%
2023	4.20%	0.76%	4.96%	0.68%	5.64%	4.58%	6.82%	7.33%	6.30%	5.04%	4.65%	5.86%	5.64%
Dec 2022	5.77%	1.14%	6.91%	1.50%	8.41%	6.19%	8.55%	9.16%	7.12%	7.33%	5.28%	11.71%	8.41%
Nov 2022	4.41%	0.81%	5.22%	0.77%	5.99%	5.42%	7.20%	7.66%	6.33%	5.38%	7.89%	5.62%	5.99%
Oct 2022	4.28%	0.78%	5.06%	0.72%	5.79%	4.82%	7.30%	8.67%	5.62%	5.00%	5.88%	5.83%	5.79%
Sep 2022	4.32%	0.71%	5.04%	0.59%	5.62%	4.13%	7.55%	8.65%	5.29%	4.99%	5.04%	5.74%	5.62%
Aug 2022	3.79%	0.57%	4.37%	0.60%	4.97%	4.48%	6.99%	9.10%	5.67%	3.84%	4.36%	4.94%	4.97%
Jul 2022	4.07%	0.57%	4.65%	1.58%	6.22%	5.51%	9.07%	10.39%	7.92%	5.19%	7.08%	5.40%	6.22%
Jun 2022	3.66%	0.63%	4.29%	1.93%	6.21%	6.12%	8.24%	9.34%	8.04%	4.49%	5.83%	7.21%	6.21%
May 2022	3.62%	0.68%	4.30%	0.98%	5.28%	6.08%	7.06%	8.53%	6.44%	3.62%	4.61%	5.99%	5.28%
Apr 2022	3.94%	0.60%	4.55%	2.46%	7.00%	6.78%	10.65%	10.46%	8.87%	5.12%	6.08%	7.66%	7.00%
Mar 2022	3.92%	0.61%	4.53%	4.68%	9.21%	7.07%	13.65%	13.64%	12.39%	7.10%	8.81%	10.02%	9.21%
Feb 2022	3.66%	0.55%	4.21%	3.60%	7.81%	6.74%	9.35%	10.54%	8.78%	6.47%	8.05%	8.80%	7.81%
Jan 2022	3.32%	0.43%	3.75%	4.75%	8.50%	2.31%	10.97%	12.13%	10.05%	8.06%	5.93%	9.48%	8.50%
2022	4.06%	0.67%	4.73%	2.02%	6.75%	5.50%	8.89%	9.85%	7.64%	5.53%	6.23%	7.35%	6.75%
Dec 2021	4.57%	0.59%	5.16%	2.63%	7.79%	6.00%	9.14%	10.79%	8.80%	5.10%	6.76%	11.67%	7.79%
Nov 2021	4.13%	0.91%	5.04%	2.51%	7.55%	9.57%	8.86%	10.78%	9.39%	5.62%	7.47%	8.17%	7.55%
Oct 2021	4.00%	0.67%	4.67%	1.77%	6.44%	6.57%	7.77%	9.99%	8.54%	4.79%	5.46%	7.38%	6.44%
Sep 2021	3.69%	0.57%	4.26%	1.34%	5.60%	5.96%	6.61%	8.91%	6.86%	4.19%	4.88%	6.22%	5.60%
Aug 2021	3.65%	0.52%	4.17%	1.34%	5.51%	5.86%	7.09%	8.14%	5.59%	4.26%	6.48%	6.07%	5.51%
Jul 2021	3.40%	0.51%	3.91%	0.93%	4.84%	4.60%	6.55%	7.59%	6.63%	3.79%	3.00%	5.33%	4.84%
Jun 2021	3.46%	0.48%	3.94%	0.71%	4.65%	5.47%	6.66%	7.73%	7.13%	3.27%	4.00%	4.60%	4.65%
May 2021	3.03%	0.49%	3.52%	0.82%	4.33%	4.48%	7.14%	7.19%	6.48%	2.89%	4.57%	4.33%	4.33%
Apr 2021	3.20%	0.45%	3.65%	1.03%	4.68%	5.79%	6.95%	7.82%	6.95%	3.09%	4.21%	4.88%	4.68%
Mar 2021	3.27%	0.41%	3.68%	1.27%	4.95%	4.75%	6.23%	8.19%	7.49%	3.42%	4.48%	5.72%	4.95%
Feb 2021	3.36%	0.53%	3.89%	2.54%	6.43%	6.29%	9.26%	8.77%	9.60%	4.95%	4.86%	6.92%	6.43%

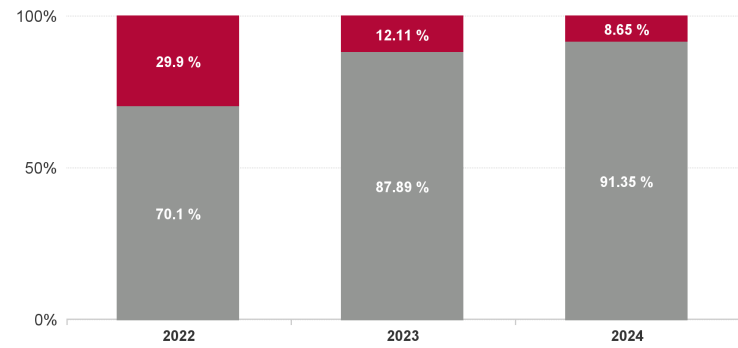
Jan 2021	3.51%	0.55%	4.06%	4.73%	8.79%
2021	3.61%	0.56%	4.16%	1.79%	5.95%

10.83%	14.57%	10.31%	10.82%	7.09%	8.36%	8.42%	8.79%
6.33%	8.08%	8.86%	7.87%	4.37%	5.39%	6.64%	5.95%

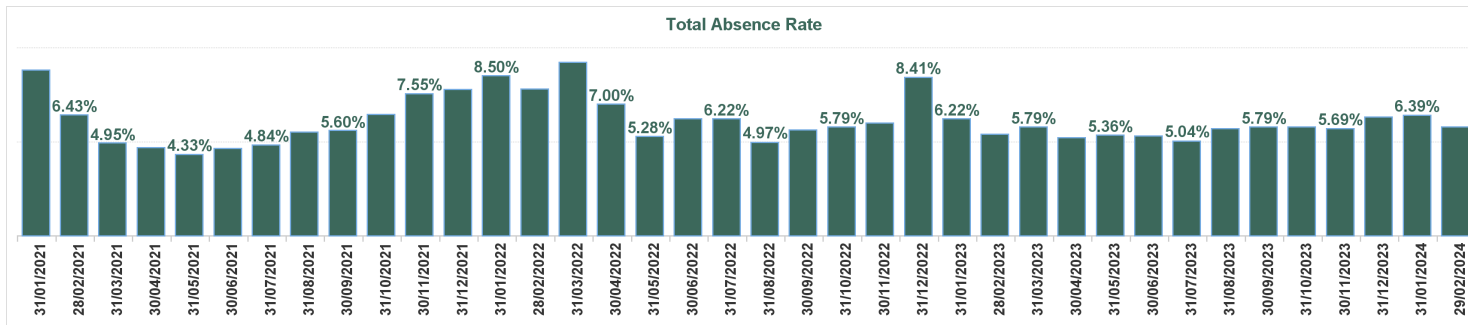
Total Absence Rate



% of Absence Non Covid-19 / Covid-19



Total Absence Rate



Year / Month	Certified absence	Self-certified absence	Non Covid-19 absence	Covid-19 absence	Total absence rate	Health Service Executive	Section 38 Hospitals	Dublin Midlands Hospital Group
Feb 2024	4.57%	0.86%	5.43%	0.37%	5.79%	7.15%	5.25%	5.79%
Jan 2024	4.82%	0.90%	5.72%	0.68%	6.39%	7.72%	5.86%	6.39%
2024	4.70%	0.88%	5.58%	0.53%	6.11%	7.45%	5.57%	6.11%
Dec 2023	4.50%	0.92%	5.41%	0.89%	6.31%	7.36%	5.88%	6.31%
Nov 2023	4.40%	0.73%	5.12%	0.57%	5.69%	6.77%	5.25%	5.69%
Oct 2023	4.29%	0.83%	5.12%	0.67%	5.80%	6.97%	5.30%	5.80%
Sep 2023	4.23%	0.75%	4.98%	0.81%	5.79%	6.66%	5.44%	5.79%
Aug 2023	4.06%	0.75%	4.81%	0.88%	5.69%	6.52%	5.35%	5.69%
Jul 2023	3.97%	0.65%	4.62%	0.42%	5.04%	6.01%	4.65%	5.04%
Jun 2023	4.29%	0.64%	4.92%	0.39%	5.31%	5.90%	5.03%	5.31%
May 2023	4.11%	0.62%	4.73%	0.63%	5.36%	5.94%	5.09%	5.36%
Apr 2023	3.86%	0.73%	4.60%	0.63%	5.22%	6.03%	4.91%	5.22%
Mar 2023	4.11%	0.94%	5.05%	0.73%	5.79%	6.72%	5.40%	5.79%
Feb 2023	4.00%	0.76%	4.76%	0.64%	5.41%	5.92%	5.19%	5.41%
Jan 2023	4.51%	0.80%	5.31%	0.91%	6.22%	7.01%	5.90%	6.22%
2023	4.20%	0.76%	4.96%	0.68%	5.64%	6.49%	5.29%	5.64%
Dec 2022	5.77%	1.14%	6.91%	1.50%	8.41%	7.79%	8.66%	8.41%
Nov 2022	4.41%	0.81%	5.22%	0.77%	5.99%	7.25%	5.47%	5.99%
Oct 2022	4.28%	0.78%	5.06%	0.72%	5.79%	7.08%	5.26%	5.79%
Sep 2022	4.32%	0.71%	5.04%	0.59%	5.62%	6.87%	5.12%	5.62%
Aug 2022	3.79%	0.57%	4.37%	0.60%	4.97%	6.87%	4.26%	4.97%
Jul 2022	4.07%	0.57%	4.65%	1.58%	6.22%	8.85%	5.30%	6.22%
Jun 2022	3.66%	0.63%	4.29%	1.93%	6.21%	8.13%	5.51%	6.21%
May 2022	3.62%	0.68%	4.30%	0.98%	5.28%	6.96%	4.65%	5.28%
Apr 2022	3.94%	0.60%	4.55%	2.46%	7.00%	9.28%	6.14%	7.00%
Mar 2022	3.92%	0.61%	4.53%	4.68%	9.21%	12.42%	8.00%	9.21%
Feb 2022	3.66%	0.55%	4.21%	3.60%	7.81%	9.38%	7.23%	7.81%
Jan 2022	3.32%	0.43%	3.75%	4.75%	8.50%	10.22%	7.85%	8.50%
2022	4.06%	0.67%	4.73%	2.02%	6.75%	8.41%	6.11%	6.75%
Dec 2021	4.57%	0.59%	5.16%	2.63%	7.79%	9.15%	7.26%	7.79%
Nov 2021	4.13%	0.91%	5.04%	2.51%	7.55%	9.38%	6.87%	7.55%
Oct 2021	4.00%	0.67%	4.67%	1.77%	6.44%	8.24%	5.79%	6.44%
Sep 2021	3.69%	0.57%	4.26%	1.34%	5.60%	7.12%	5.04%	5.60%
Aug 2021	3.65%	0.52%	4.17%	1.34%	5.51%	6.97%	4.99%	5.51%
Jul 2021	3.40%	0.51%	3.91%	0.93%	4.84%	6.22%	4.35%	4.84%
Jun 2021	3.46%	0.48%	3.94%	0.71%	4.65%	6.66%	3.93%	4.65%
May 2021	3.03%	0.49%	3.52%	0.82%	4.33%	6.55%	3.54%	4.33%
Apr 2021	3.20%	0.45%	3.65%	1.03%	4.68%	6.74%	3.95%	4.68%
Mar 2021	3.27%	0.41%	3.68%	1.27%	4.95%	6.88%	4.26%	4.95%
Feb 2021	3.36%	0.53%	3.89%	2.54%	6.43%	8.34%	5.72%	6.43%
Jan 2021	3.51%	0.55%	4.06%	4.73%	8.79%	11.08%	7.95%	8.79%
2021	3.61%	0.56%	4.16%	1.79%	5.95%	7.79%	5.29%	5.95%

Total Absence Rate

