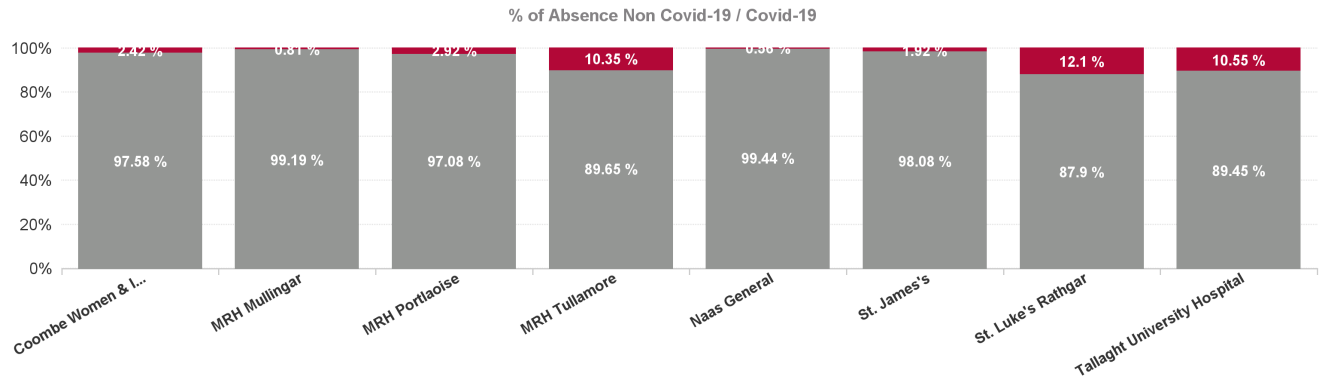
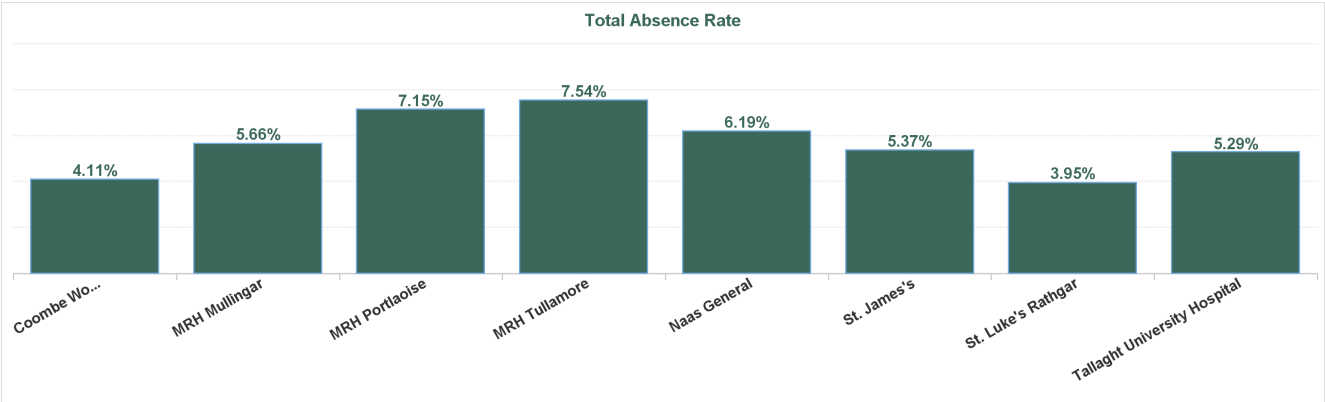


March 2024

Health Service Absence Rate - by Staff Category: Mar 2024	Certified absence	Self-certified absence	Non Covid-19 absence	Covid-19 absence	Total absence rate	% Non Covid-19 absence	% Covid-19 absence
Dublin Midlands Hospital Group	4.51%	0.78%	5.30%	0.29%	5.58%	94.86%	5.14%
Medical & Dental	1.18%	0.38%	1.56%	0.06%	1.62%	96.24%	3.76%
Nursing & Midwifery	4.97%	1.15%	6.12%	0.40%	6.52%	93.89%	6.11%
Health & Social Care Professionals	3.92%	0.50%	4.42%	0.15%	4.57%	96.62%	3.38%
Management & Administrative	5.05%	0.46%	5.51%	0.30%	5.81%	94.83%	5.17%
General Support	6.22%	0.72%	6.94%	0.40%	7.33%	94.58%	5.42%
Patient & Client Care	5.93%	0.76%	6.69%	0.26%	6.94%	96.31%	3.69%

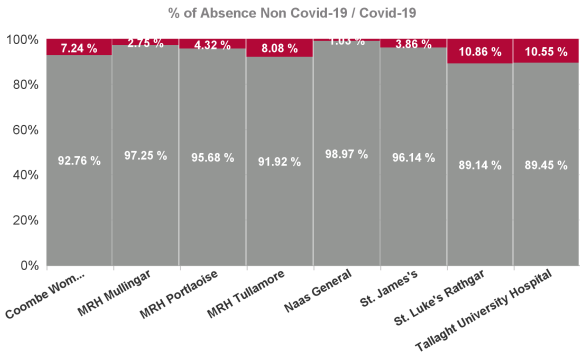
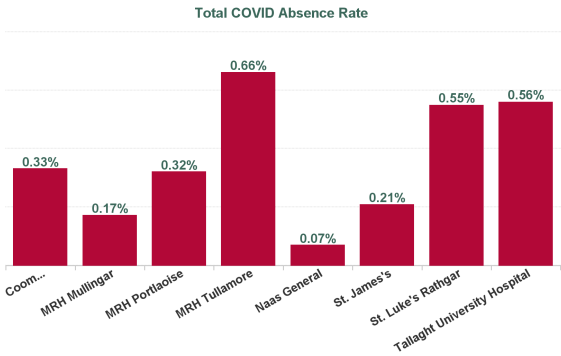
Health Service Absence Rate - by Care Group: Mar 2024	Certified absence	Self-certified absence	Non Covid-19 absence	Covid-19 absence	Total absence rate	% Non Covid-19 absence	% Covid-19 absence
Dublin Midlands Hospital Group	4.51%	0.78%	5.30%	0.29%	5.58%	94.86%	5.14%
Coombe Women & Infants University Hospital	2.92%	1.09%	4.01%	0.10%	4.11%	97.58%	2.42%
MRH Mullingar	4.97%	0.65%	5.62%	0.05%	5.66%	99.19%	0.81%
MRH Portlaoise	6.04%	0.90%	6.94%	0.21%	7.15%	97.08%	2.92%
MRH Tullamore	6.08%	0.68%	6.76%	0.78%	7.54%	89.65%	10.35%
Naas General	5.25%	0.90%	6.16%	0.03%	6.19%	99.44%	0.56%
St. James's	4.40%	0.86%	5.26%	0.10%	5.37%	98.08%	1.92%
St. Luke's Rathgar	3.06%	0.41%	3.47%	0.48%	3.95%	87.90%	12.10%
Tallaght University Hospital	4.07%	0.66%	4.73%	0.56%	5.29%	89.45%	10.55%



February 2024

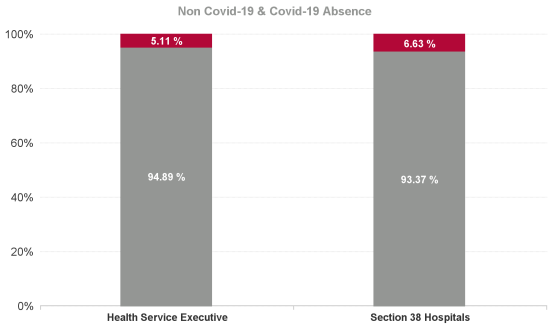
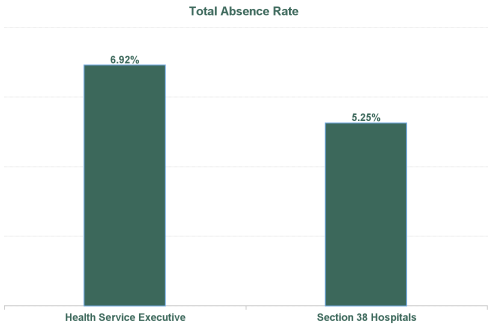
Health Service Absence Rate - by Hospital : Feb 2024	Certified absence	Self-certified absence	Non Covid-19 absence	Covid-19 absence	Total absence rate	Medical & Dental	Nursing & Midwifery	Health & Social Care Professionals	Management & Administrative	General Support	Patient & Client Care
Dublin Midlands Hospital Group	4.63%	0.84%	5.47%	0.35%	5.82%	1.73%	6.53%	4.86%	6.16%	7.51%	7.81%
Coombe Women & Infants University Hospital	2.87%	1.37%	4.24%	0.33%	4.57%	1.09%	5.54%	2.49%	3.38%	7.83%	3.70%
MRH Mullingar	5.41%	0.62%	6.03%	0.17%	6.20%	1.12%	6.90%	3.45%	5.27%	10.80%	10.69%
MRH Portlaoise	6.01%	1.07%	7.07%	0.32%	7.39%	3.35%	8.86%	6.18%	9.58%	12.16%	5.74%
MRH Tullamore	6.63%	0.87%	7.50%	0.66%	8.16%	2.90%	8.90%	8.31%	6.08%	10.60%	10.84%
Naas General	5.66%	0.93%	6.59%	0.07%	6.66%	4.84%	6.74%	5.23%	6.64%	5.40%	8.64%
St. James's	4.29%	0.88%	5.17%	0.21%	5.38%	0.97%	6.57%	4.50%	5.60%	7.58%	6.58%
St. Luke's Rathgar	4.09%	0.40%	4.49%	0.55%	5.04%	0.00%	5.45%	3.21%	5.75%	6.05%	19.23%
Tallaght University Hospital	4.07%	0.66%	4.73%	0.56%	5.29%	1.79%	5.28%	5.62%	7.38%	5.79%	6.09%

Health Service Absence Rate - by Staff Category & Hospital: Feb 2024	Non Covid-19 absence	Covid-19 absence	Total absence rate	Medical & Dental	Nursing & Midwifery	Health & Social Care Professionals	Management & Administrative	General Support	Patient & Client Care
Dublin Midlands Hospital Group	5.47%	0.35%	0.35%	0.05%	0.47%	0.19%	0.37%	0.51%	0.39%
Coombe Women & Infants University Hospital	4.24%	0.33%	4.57%	0.00%	0.32%	0.16%	0.20%	1.04%	0.00%
MRH Mullingar	6.03%	0.17%	6.20%	0.00%	0.21%	0.00%	0.17%	0.43%	0.28%
MRH Portlaoise	7.07%	0.32%	7.39%	0.31%	0.35%	0.00%	0.24%	0.70%	0.37%
MRH Tullamore	7.50%	0.66%	8.16%	0.05%	0.80%	0.12%	0.16%	1.76%	1.12%
Naas General	6.59%	0.07%	6.66%	0.00%	0.11%	0.00%	0.22%	0.00%	0.00%
St. James's	5.17%	0.21%	5.38%	0.02%	0.28%	0.16%	0.20%	0.16%	0.31%
St. Luke's Rathgar	4.49%	0.55%	5.04%	0.00%	2.33%	0.05%	0.05%	0.08%	1.22%
Tallaght University Hospital	4.73%	0.56%	5.29%	0.05%	0.68%	0.48%	0.87%	0.58%	0.26%



February 2024

Health Service Absence Rate - by Admin : Feb 2024	Certified absence	Self-certified absence	Non Covid-19 absence	Covid-19 absence	Total absence rate	Medical & Dental	Nursing & Midwifery	Health & Social Care Professionals	Management & Administrative	General Support	Patient & Client Care
Dublin Midlands Hospital Group	4.63%	0.84%	5.47%	0.35%	5.82%	1.73%	6.53%	4.86%	6.16%	7.51%	7.81%
MRH Mullingar	5.41%	0.62%	6.03%	0.17%	6.20%	1.12%	6.90%	3.45%	5.27%	10.80%	10.69%
MRH Portlaoise	6.01%	1.07%	7.07%	0.32%	7.39%	3.35%	8.86%	6.18%	9.58%	12.16%	5.74%
MRH Tullamore	6.63%	0.87%	7.50%	0.66%	8.16%	2.90%	8.90%	8.31%	6.08%	10.60%	10.84%
Naas General	5.66%	0.93%	6.59%	0.07%	6.66%	4.84%	6.74%	5.23%	6.64%	5.40%	8.64%
St. Luke's Rathgar	4.09%	0.40%	4.49%	0.55%	5.04%	0.00%	5.45%	3.21%	5.75%	6.05%	19.23%
Health Service Executive	5.76%	0.81%	6.57%	0.35%	6.92%	2.72%	7.78%	5.08%	6.55%	8.81%	9.41%
Coombe Women & Infants University Hospital	2.87%	1.37%	4.24%	0.33%	4.57%	1.09%	5.54%	2.49%	3.38%	7.83%	3.70%
St. James's	4.29%	0.88%	5.17%	0.21%	5.38%	0.97%	6.57%	4.50%	5.60%	7.58%	6.58%
Tallaght University Hospital	4.07%	0.66%	4.73%	0.56%	5.29%	1.79%	5.28%	5.62%	7.38%	5.79%	6.09%
Section 38 Hospitals	4.05%	0.86%	4.90%	0.35%	5.25%	1.26%	5.96%	4.73%	5.99%	7.06%	6.21%



Health Service Absence Rate - by Staff Category: Feb 2024	Certified absence	Self-certified absence	Non Covid-19 absence	Covid-19 absence	Total absence rate	% Non Covid-19 absence	% Covid-19 absence
Coombe Women & Infants University Hospital	2.87%	1.37%	4.24%	0.33%	4.57%	92.76%	7.24%
Medical & Dental	0.63%	0.46%	1.09%	0.00%	1.09%	100.00%	0.00%
Nursing & Midwifery	3.13%	2.08%	5.22%	0.32%	5.54%	94.22%	5.78%
Health & Social Care Professionals	1.60%	0.72%	2.33%	0.16%	2.49%	93.55%	6.45%
Management & Administrative	2.29%	0.89%	3.18%	0.20%	3.38%	94.08%	5.92%
General Support	5.51%	1.27%	6.79%	1.04%	7.83%	86.73%	13.27%
Patient & Client Care	2.80%	0.89%	3.70%	0.00%	3.70%	100.00%	0.00%

Health Service Absence Rate - by Staff Category: Feb 2024	Certified absence	Self-certified absence	Non Covid-19 absence	Covid-19 absence	Total absence rate	% Non Covid-19 absence	% Covid-19 absence
MRH Mullingar	5.41%	0.62%	6.03%	0.17%	6.20%	97.25%	2.75%
Medical & Dental	1.01%	0.11%	1.12%	0.00%	1.12%	100.00%	0.00%
Nursing & Midwifery	5.65%	1.03%	6.68%	0.21%	6.90%	96.88%	3.12%
Health & Social Care Professionals	2.72%	0.73%	3.45%	0.00%	3.45%	100.00%	0.00%
Management & Administrative	4.58%	0.52%	5.10%	0.17%	5.27%	96.82%	3.18%
General Support	10.17%	0.21%	10.38%	0.43%	10.80%	96.03%	3.97%
Patient & Client Care	9.97%	0.44%	10.41%	0.28%	10.69%	97.37%	2.63%

--	--	--	--	--	--	--	--

Health Service Absence Rate - by Staff Category: Feb 2024	Certified absence	Self-certified absence	Non Covid-19 absence	Covid-19 absence	Total absence rate	% Non Covid-19 absence	% Covid-19 absence
MRH Portlaoise	6.01%	1.07%	7.07%	0.32%	7.39%	95.68%	4.32%
Medical & Dental	1.66%	1.38%	3.04%	0.31%	3.35%	90.79%	9.21%
Nursing & Midwifery	7.18%	1.34%	8.51%	0.35%	8.86%	96.08%	3.92%
Health & Social Care Professionals	4.65%	1.53%	6.18%	0.00%	6.18%	100.00%	0.00%
Management & Administrative	8.86%	0.48%	9.34%	0.24%	9.58%	97.54%	2.46%
General Support	10.84%	0.62%	11.46%	0.70%	12.16%	94.25%	5.75%
Patient & Client Care	4.76%	0.61%	5.37%	0.37%	5.74%	93.59%	6.41%

Health Service Absence Rate - by Staff Category: Feb 2024	Certified absence	Self-certified absence	Non Covid-19 absence	Covid-19 absence	Total absence rate	% Non Covid-19 absence	% Covid-19 absence
MRH Tullamore	6.63%	0.87%	7.50%	0.66%	8.16%	91.92%	8.08%
Medical & Dental	2.44%	0.40%	2.84%	0.05%	2.90%	98.11%	1.89%
Nursing & Midwifery	7.06%	1.03%	8.09%	0.80%	8.90%	90.97%	9.03%
Health & Social Care Professionals	7.52%	0.67%	8.19%	0.12%	8.31%	98.51%	1.49%
Management & Administrative	5.57%	0.36%	5.93%	0.16%	6.08%	97.44%	2.56%
General Support	8.04%	0.80%	8.84%	1.76%	10.60%	83.37%	16.63%

Patient & Client Care	8.41%	1.31%	9.72%	1.12%	10.84%	89.66%	10.34%

Health Service Absence Rate - by Staff Category: Feb 2024	Certified absence	Self-certified absence	Non Covid-19 absence	Covid-19 absence	Total absence rate	% Non Covid-19 absence	% Covid-19 absence
Naas General	5.66%	0.93%	6.59%	0.07%	6.66%	98.97%	1.03%
Medical & Dental	4.40%	0.43%	4.84%	0.00%	4.84%	100.00%	0.00%
Nursing & Midwifery	5.31%	1.32%	6.63%	0.11%	6.74%	98.32%	1.68%
Health & Social Care Professionals	4.67%	0.57%	5.23%	0.00%	5.23%	100.00%	0.00%
Management & Administrative	6.19%	0.23%	6.42%	0.22%	6.64%	96.72%	3.28%
General Support	4.85%	0.56%	5.40%	0.00%	5.40%	100.00%	0.00%
Patient & Client Care	7.41%	1.23%	8.64%	0.00%	8.64%	100.00%	0.00%

Health Service Absence Rate - by Staff Category: Feb 2024	Certified absence	Self-certified absence	Non Covid-19 absence	Covid-19 absence	Total absence rate	% Non Covid-19 absence	% Covid-19 absence
St. James's	4.29%	0.88%	5.17%	0.21%	5.38%	96.14%	3.86%
Medical & Dental	0.81%	0.14%	0.95%	0.02%	0.97%	97.70%	2.30%
Nursing & Midwifery	5.03%	1.27%	6.29%	0.28%	6.57%	95.75%	4.25%
Health & Social Care Professionals	3.78%	0.56%	4.34%	0.16%	4.50%	96.49%	3.51%
Management & Administrative	4.86%	0.54%	5.40%	0.20%	5.60%	96.39%	3.61%

General Support	6.78%	0.64%	7.42%	0.16%	7.58%	97.87%	2.13%
Patient & Client Care	4.76%	1.52%	6.27%	0.31%	6.58%	95.27%	4.73%

Health Service Absence Rate - by Staff Category: Feb 2024	Certified absence	Self-certified absence	Non Covid-19 absence	Covid-19 absence	Total absence rate	% Non Covid-19 absence	% Covid-19 absence
St. Luke's Rathgar	4.09%	0.40%	4.49%	0.55%	5.04%	89.14%	10.86%
Medical & Dental	0.00%	0.00%	0.00%	0.00%	0.00%	#DIV/0	#DIV/0
Nursing & Midwifery	2.61%	0.51%	3.12%	2.33%	5.45%	57.20%	42.80%
Health & Social Care Professionals	2.83%	0.33%	3.16%	0.05%	3.21%	98.58%	1.42%
Management & Administrative	5.23%	0.47%	5.70%	0.05%	5.75%	99.14%	0.86%
General Support	5.59%	0.38%	5.97%	0.08%	6.05%	98.71%	1.29%
Patient & Client Care	17.58%	0.44%	18.02%	1.22%	19.23%	93.67%	6.33%

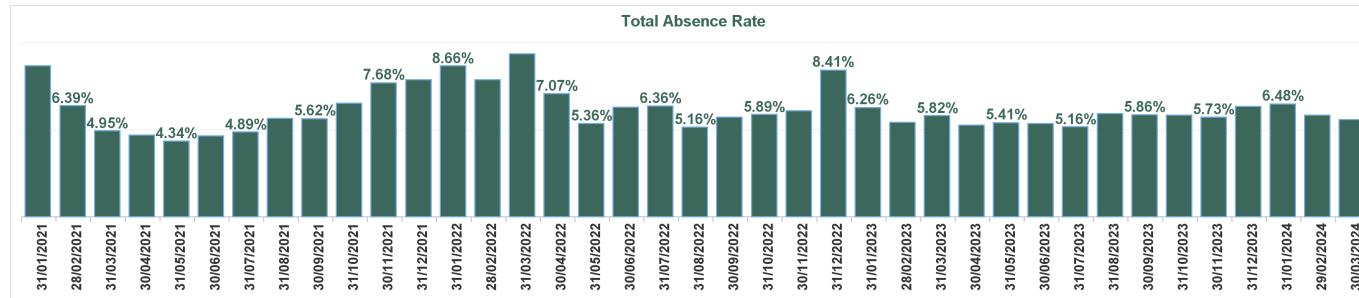
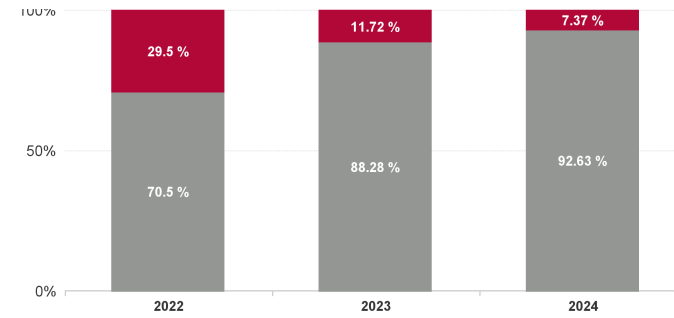
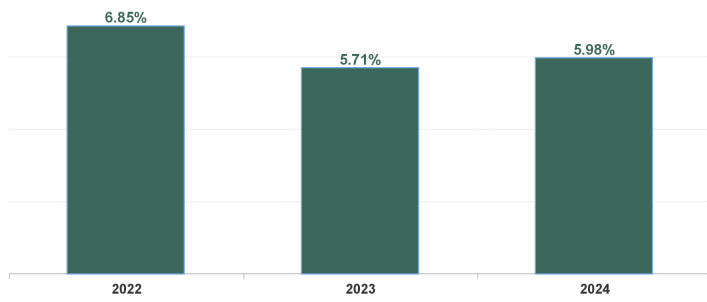
Health Service Absence Rate - by Staff Category: Feb 2024	Certified absence	Self-certified absence	Non Covid-19 absence	Covid-19 absence	Total absence rate	% Non Covid-19 absence	% Covid-19 absence
Tallaght University Hospital	4.07%	0.66%	4.73%	0.56%	5.29%	89.45%	10.55%
Medical & Dental	1.18%	0.56%	1.74%	0.05%	1.79%	97.21%	2.79%
Nursing & Midwifery	3.76%	0.84%	4.60%	0.68%	5.28%	87.05%	12.95%
Health & Social Care Professionals	4.64%	0.49%	5.13%	0.48%	5.62%	91.40%	8.60%

Management & Administrative	5.93%	0.59%	6.52%	0.87%	7.38%	88.27%	11.73%
General Support	4.82%	0.39%	5.21%	0.58%	5.79%	90.04%	9.96%
Patient & Client Care	5.27%	0.56%	5.84%	0.26%	6.09%	95.77%	4.23%

Year / Month	Certified absence	Self-certified absence	Non Covid-19 absence	Covid-19 absence	Total absence rate
Mar 2024	4.51%	0.78%	5.30%	0.29%	5.58%
Feb 2024	4.63%	0.84%	5.47%	0.35%	5.82%
Jan 2024	4.93%	0.89%	5.81%	0.66%	6.48%
2024	4.70%	0.84%	5.54%	0.44%	5.98%
Dec 2023	4.56%	0.91%	5.47%	0.87%	6.34%
Nov 2023	4.44%	0.71%	5.16%	0.57%	5.73%
Oct 2023	4.37%	0.81%	5.18%	0.65%	5.83%
Sep 2023	4.34%	0.73%	5.07%	0.79%	5.86%
Aug 2023	4.28%	0.74%	5.02%	0.90%	5.92%
Jul 2023	4.12%	0.64%	4.76%	0.40%	5.16%
Jun 2023	4.37%	0.62%	4.99%	0.37%	5.36%
May 2023	4.18%	0.61%	4.79%	0.62%	5.41%
Apr 2023	3.93%	0.72%	4.65%	0.60%	5.25%
Mar 2023	4.19%	0.91%	5.11%	0.71%	5.82%
Feb 2023	4.06%	0.75%	4.81%	0.61%	5.42%
Jan 2023	4.58%	0.79%	5.37%	0.90%	6.26%
2023	4.29%	0.75%	5.04%	0.67%	5.71%
Dec 2022	5.81%	1.12%	6.93%	1.48%	8.41%
Nov 2022	4.51%	0.81%	5.32%	0.76%	6.08%
Oct 2022	4.38%	0.77%	5.15%	0.74%	5.89%
Sep 2022	4.40%	0.71%	5.12%	0.60%	5.71%
Aug 2022	3.97%	0.57%	4.53%	0.62%	5.16%
Jul 2022	4.16%	0.59%	4.75%	1.60%	6.36%
Jun 2022	3.76%	0.62%	4.38%	1.92%	6.30%
May 2022	3.70%	0.69%	4.39%	0.97%	5.36%
Apr 2022	4.05%	0.60%	4.65%	2.42%	7.07%
Mar 2022	4.02%	0.62%	4.64%	4.71%	9.35%
Feb 2022	3.74%	0.55%	4.29%	3.59%	7.88%
Jan 2022	3.46%	0.44%	3.91%	4.76%	8.66%
2022	4.16%	0.67%	4.83%	2.02%	6.85%
Dec 2021	4.67%	0.61%	5.28%	2.59%	7.87%
Nov 2021	4.29%	0.90%	5.19%	2.49%	7.68%
Oct 2021	4.07%	0.68%	4.74%	1.77%	6.51%
Sep 2021	3.76%	0.56%	4.32%	1.30%	5.62%
Aug 2021	3.79%	0.51%	4.29%	1.36%	5.65%
Jul 2021	3.48%	0.50%	3.98%	0.91%	4.89%
Jun 2021	3.49%	0.47%	3.95%	0.69%	4.64%
May 2021	3.07%	0.48%	3.55%	0.80%	4.34%
Apr 2021	3.26%	0.44%	3.69%	1.00%	4.70%
Mar 2021	3.31%	0.40%	3.71%	1.24%	4.95%
Feb 2021	3.43%	0.53%	3.96%	2.43%	6.39%
Jan 2021	3.60%	0.54%	4.14%	4.52%	8.66%
2021	3.68%	0.55%	4.23%	1.75%	5.98%

Medical & Dental	Nursing & Midwifery	Health & Social Care Professionals	Management & Administrative	General Support	Patient & Client Care
1.62%	6.52%	4.57%	5.81%	7.33%	6.94%
1.73%	6.53%	4.86%	6.16%	7.51%	7.81%
1.38%	7.36%	5.30%	6.67%	9.22%	9.01%
1.57%	6.82%	4.93%	6.23%	8.05%	7.95%
1.29%	7.27%	5.42%	6.90%	7.96%	8.34%
1.37%	6.65%	4.30%	5.82%	7.43%	8.43%
1.26%	6.88%	4.51%	6.07%	7.85%	7.97%
1.31%	7.23%	4.76%	5.47%	7.35%	7.89%
1.20%	7.40%	4.80%	5.53%	7.30%	7.84%
1.08%	6.49%	3.87%	4.66%	7.03%	6.50%
1.36%	6.60%	4.24%	5.00%	6.73%	6.93%
1.31%	6.63%	4.47%	5.23%	6.66%	6.94%
1.38%	6.57%	4.04%	4.51%	7.43%	6.34%
1.41%	6.90%	5.17%	5.07%	8.29%	7.88%
1.34%	6.41%	4.66%	5.00%	8.21%	6.65%
1.39%	7.57%	4.94%	5.96%	8.64%	8.00%
1.31%	6.89%	4.60%	5.44%	7.59%	7.49%
2.26%	10.28%	7.31%	8.42%	9.72%	9.99%
1.43%	7.01%	4.89%	5.97%	9.09%	8.27%
1.74%	6.70%	4.73%	5.41%	8.68%	7.96%
1.40%	6.95%	4.34%	5.16%	7.51%	8.24%
1.18%	6.19%	3.77%	4.65%	7.55%	7.51%
1.50%	7.56%	5.24%	4.83%	8.46%	9.61%
1.48%	7.77%	5.41%	5.77%	8.01%	7.85%
1.29%	6.49%	4.48%	4.52%	6.28%	8.16%
2.05%	8.65%	5.15%	6.46%	9.49%	9.69%
3.36%	11.62%	8.62%	7.83%	10.53%	11.85%
2.95%	9.29%	7.01%	7.11%	9.15%	10.58%
2.32%	9.80%	7.32%	9.28%	9.85%	12.64%
1.91%	8.19%	5.71%	6.28%	8.67%	9.34%
2.34%	8.55%	7.34%	8.46%	8.34%	12.32%
2.00%	8.29%	7.03%	8.00%	10.45%	11.28%
1.68%	7.20%	5.77%	6.76%	7.38%	10.08%
1.52%	6.46%	4.26%	5.13%	6.63%	9.89%
1.35%	6.36%	4.19%	5.62%	6.25%	10.09%
0.78%	5.85%	3.86%	4.27%	5.36%	8.42%
0.63%	5.60%	3.60%	3.70%	5.39%	8.36%
0.41%	5.09%	3.50%	4.24%	5.13%	7.09%
0.87%	5.56%	3.41%	3.82%	5.95%	8.30%
0.68%	5.61%	3.66%	4.23%	7.86%	8.51%
1.50%	6.93%	4.49%	6.01%	9.94%	10.97%
2.95%	9.96%	6.38%	7.65%	12.06%	12.43%
1.39%	6.78%	4.80%	5.66%	7.52%	9.81%

Year / Month	Certified absence	Self-certified absence	Non Covid-19 absence	Covid-19 absence	Total absence rate	Coombe Women & Infants University Hospital	MRH Mullingar	MRH Portlaoise	MRH Tullamore	Naas General Hospital	St. James's Hospital	St. Luke's Radiation Oncology Network	Tallaght University Hospital	Dublin Midlands Hospital Group
Mar 2024	4.51%	0.78%	5.30%	0.29%	5.58%	4.11%	5.66%	7.15%	7.54%	6.19%	5.37%	3.95%	5.29%	5.58%
Feb 2024	4.63%	0.84%	5.47%	0.35%	5.82%	4.57%	6.20%	7.39%	8.16%	6.66%	5.38%	5.04%	5.29%	5.82%
Jan 2024	4.93%	0.89%	5.81%	0.66%	6.48%	5.56%	7.42%	7.81%	9.87%	6.37%	5.77%	4.98%	6.06%	6.48%
2024	4.70%	0.84%	5.54%	0.44%	5.98%	4.74%	6.44%	7.46%	8.56%	6.41%	5.51%	4.65%	5.56%	5.98%
Dec 2023	4.56%	0.91%	5.47%	0.87%	6.34%	4.31%	6.73%	7.07%	9.24%	6.54%	6.01%	5.09%	6.21%	6.34%
Nov 2023	4.44%	0.71%	5.16%	0.57%	5.73%	3.80%	6.17%	7.12%	8.04%	5.88%	5.11%	4.90%	5.89%	5.73%
Oct 2023	4.37%	0.81%	5.18%	0.65%	5.83%	4.66%	6.17%	6.79%	7.93%	6.72%	4.86%	5.59%	6.20%	5.83%
Sep 2023	4.34%	0.73%	5.07%	0.79%	5.86%	4.54%	6.70%	6.94%	7.30%	6.68%	5.37%	4.88%	5.83%	5.86%
Aug 2023	4.28%	0.74%	5.02%	0.90%	5.92%	4.86%	8.58%	6.36%	7.78%	6.78%	5.23%	3.92%	5.70%	5.92%
Jul 2023	4.12%	0.64%	4.76%	0.40%	5.16%	4.43%	6.67%	6.04%	6.62%	6.01%	4.70%	4.72%	4.64%	5.16%
Jun 2023	4.37%	0.62%	4.99%	0.37%	5.36%		5.90%	6.62%	6.47%	5.89%	4.86%	3.87%	5.30%	5.36%
May 2023	4.18%	0.61%	4.79%	0.62%	5.41%		5.91%	5.76%	6.86%	6.07%	4.66%	4.16%	5.73%	5.41%
Apr 2023	3.93%	0.72%	4.65%	0.60%	5.25%	3.87%	5.61%	6.44%	6.90%	5.73%	4.60%	4.23%	5.84%	5.25%
Mar 2023	4.19%	0.91%	5.11%	0.71%	5.82%	5.81%	6.18%	8.24%	7.08%	6.28%	4.84%	4.76%	6.11%	5.82%
Feb 2023	4.06%	0.75%	4.81%	0.61%	5.42%	4.66%	5.55%	6.79%	6.39%	5.62%	4.77%	4.35%	6.04%	5.42%
Jan 2023	4.58%	0.79%	5.37%	0.90%	6.26%	4.96%	6.74%	7.62%	7.22%	7.33%	5.51%	5.38%	6.81%	6.26%
2023	4.29%	0.75%	5.04%	0.67%	5.71%	4.58%	6.42%	6.82%	7.33%	6.30%	5.04%	4.65%	5.86%	5.71%
Dec 2022	5.81%	1.12%	6.93%	1.48%	8.41%	6.19%	8.49%	8.55%	9.16%	7.12%	7.33%	5.28%	11.71%	8.41%
Nov 2022	4.51%	0.81%	5.32%	0.76%	6.08%	5.42%	7.11%	7.20%	7.66%	6.33%	5.38%	7.89%	5.62%	6.08%
Oct 2022	4.38%	0.77%	5.15%	0.74%	5.89%	4.82%	7.03%	7.30%	8.67%	5.62%	5.00%	5.88%	5.83%	5.89%
Sep 2022	4.40%	0.71%	5.12%	0.60%	5.71%	4.13%	6.79%	7.55%	8.65%	5.29%	4.99%	5.04%	5.74%	5.71%
Aug 2022	3.97%	0.57%	4.53%	0.62%	5.16%	4.48%	7.49%	6.99%	9.10%	5.67%	3.84%	4.36%	4.94%	5.16%
Jul 2022	4.16%	0.59%	4.75%	1.60%	6.36%	5.51%	8.01%	9.07%	10.39%	7.92%	5.19%	7.08%	5.40%	6.36%
Jun 2022	3.76%	0.62%	4.38%	1.92%	6.30%	6.12%	7.31%	8.24%	9.34%	8.04%	4.49%	5.83%	7.21%	6.30%
May 2022	3.70%	0.69%	4.39%	0.97%	5.36%	6.08%	6.35%	7.06%	8.53%	6.44%	3.62%	4.61%	5.99%	5.36%
Apr 2022	4.05%	0.60%	4.65%	2.42%	7.07%	6.78%	7.92%	10.65%	10.46%	8.87%	5.12%	6.08%	7.66%	7.07%
Mar 2022	4.02%	0.62%	4.64%	4.71%	9.35%	7.07%	11.04%	13.65%	13.64%	12.39%	7.10%	8.81%	10.02%	9.35%
Feb 2022	3.74%	0.55%	4.29%	3.59%	7.88%	6.74%	8.68%	9.35%	10.54%	8.78%	6.47%	8.05%	8.80%	7.88%
Jan 2022	3.46%	0.44%	3.91%	4.76%	8.66%	2.31%	10.52%	10.97%	12.13%	10.05%	8.06%	5.93%	9.48%	8.66%
2022	4.16%	0.67%	4.83%	2.02%	6.85%	5.50%	8.08%	8.89%	9.85%	7.64%	5.53%	6.23%	7.35%	6.85%
Dec 2021	4.67%	0.61%	5.28%	2.59%	7.87%	6.00%	8.88%	9.14%	10.79%	8.80%	5.10%	6.76%	11.67%	7.87%
Nov 2021	4.29%	0.90%	5.19%	2.49%	7.68%	9.57%	9.25%	8.86%	10.78%	9.39%	5.62%	7.47%	8.17%	7.68%
Oct 2021	4.07%	0.68%	4.74%	1.77%	6.51%	6.57%	7.38%	7.77%	9.99%	8.54%	4.79%	5.46%	7.38%	6.51%
Sep 2021	3.76%	0.56%	4.32%	1.30%	5.62%	5.96%	5.81%	6.61%	8.91%	6.86%	4.19%	4.88%	6.22%	5.62%
Aug 2021	3.79%	0.51%	4.29%	1.36%	5.65%	5.86%	7.38%	7.09%	8.14%	5.59%	4.26%	6.48%	6.07%	5.65%
Jul 2021	3.48%	0.50%	3.98%	0.91%	4.89%	4.60%	5.49%	6.55%	7.59%	6.63%	3.79%	3.00%	5.33%	4.89%
Jun 2021	3.49%	0.47%	3.95%	0.69%	4.64%	5.47%	4.56%	6.66%	7.73%	7.13%	3.27%	4.00%	4.60%	4.64%
May 2021	3.07%	0.48%	3.55%	0.80%	4.34%	4.48%	4.45%	7.14%	7.19%	6.48%	2.89%	4.57%	4.33%	4.34%
Apr 2021	3.26%	0.44%	3.69%	1.00%	4.70%	5.79%	4.86%	6.95%	7.82%	6.95%	3.09%	4.21%	4.88%	4.70%
Mar 2021	3.31%	0.40%	3.71%	1.24%	4.95%	4.75%	4.97%	6.23%	8.19%	7.49%	3.42%	4.48%	5.72%	4.95%
Feb 2021	3.43%	0.53%	3.96%	2.43%	6.39%	6.29%	5.95%	9.26%	8.77%	9.60%	4.95%	4.86%	6.92%	6.39%
Jan 2021	3.60%	0.54%	4.14%	4.52%	8.66%	10.83%	7.05%	14.57%	10.31%	10.82%	7.09%	8.36%	8.42%	8.66%
Total Absence Rate							6.34%	% of Absence Non Covid-19 / Covid-19					4%	5.98%



Year / Month	Certified absence	Self- certified absence	Non Covid-19 absence	Covid-19 absence	Total absence rate	Health Service Executive	Section 38 Hospitals	Dublin Midlands Hospital Group
Mar 2024	4.51%	0.78%	5.30%	0.29%	5.58%	6.33%	5.19%	5.58%
Feb 2024	4.63%	0.84%	5.47%	0.35%	5.82%	6.92%	5.25%	5.82%
Jan 2024	4.93%	0.89%	5.81%	0.66%	6.48%	7.65%	5.86%	6.48%
2024	4.70%	0.84%	5.54%	0.44%	5.98%	6.99%	5.45%	5.98%
Dec 2023	4.56%	0.91%	5.47%	0.87%	6.34%	7.22%	5.88%	6.34%
Nov 2023	4.44%	0.71%	5.16%	0.57%	5.73%	6.63%	5.25%	5.73%
Oct 2023	4.37%	0.81%	5.18%	0.65%	5.83%	6.79%	5.30%	5.83%
Sep 2023	4.34%	0.73%	5.07%	0.79%	5.86%	6.67%	5.44%	5.86%
Aug 2023	4.28%	0.74%	5.02%	0.90%	5.92%	6.98%	5.35%	5.92%
Jul 2023	4.12%	0.64%	4.76%	0.40%	5.16%	6.15%	4.65%	5.16%
Jun 2023	4.37%	0.62%	4.99%	0.37%	5.36%	5.90%	5.03%	5.36%
May 2023	4.18%	0.61%	4.79%	0.62%	5.41%	5.94%	5.09%	5.41%
Apr 2023	3.93%	0.72%	4.65%	0.60%	5.25%	5.94%	4.91%	5.25%
Mar 2023	4.19%	0.91%	5.11%	0.71%	5.82%	6.59%	5.40%	5.82%
Feb 2023	4.06%	0.75%	4.81%	0.61%	5.42%	5.83%	5.19%	5.42%
Jan 2023	4.58%	0.79%	5.37%	0.90%	6.26%	6.95%	5.90%	6.26%
2023	4.29%	0.75%	5.04%	0.67%	5.71%	6.48%	5.29%	5.71%
Dec 2022	5.81%	1.12%	6.93%	1.48%	8.41%	7.95%	8.66%	8.41%
Nov 2022	4.51%	0.81%	5.32%	0.76%	6.08%	7.22%	5.47%	6.08%
Oct 2022	4.38%	0.77%	5.15%	0.74%	5.89%	7.07%	5.26%	5.89%
Sep 2022	4.40%	0.71%	5.12%	0.60%	5.71%	6.85%	5.12%	5.71%
Aug 2022	3.97%	0.57%	4.53%	0.62%	5.16%	7.01%	4.26%	5.16%
Jul 2022	4.16%	0.59%	4.75%	1.60%	6.36%	8.65%	5.30%	6.36%
Jun 2022	3.76%	0.62%	4.38%	1.92%	6.30%	7.94%	5.51%	6.30%
May 2022	3.70%	0.69%	4.39%	0.97%	5.36%	6.81%	4.65%	5.36%
Apr 2022	4.05%	0.60%	4.65%	2.42%	7.07%	8.96%	6.14%	7.07%
Mar 2022	4.02%	0.62%	4.64%	4.71%	9.35%	12.09%	8.00%	9.35%
Feb 2022	3.74%	0.55%	4.29%	3.59%	7.88%	9.21%	7.23%	7.88%
Jan 2022	3.46%	0.44%	3.91%	4.76%	8.66%	10.30%	7.85%	8.66%
2022	4.16%	0.67%	4.83%	2.02%	6.85%	8.34%	6.11%	6.85%
Dec 2021	4.67%	0.61%	5.28%	2.59%	7.87%	9.09%	7.26%	7.87%
Nov 2021	4.29%	0.90%	5.19%	2.49%	7.68%	9.35%	6.87%	7.68%
Oct 2021	4.07%	0.68%	4.74%	1.77%	6.51%	8.03%	5.79%	6.51%
Sep 2021	3.76%	0.56%	4.32%	1.30%	5.62%	6.80%	5.04%	5.62%
Aug 2021	3.79%	0.51%	4.29%	1.36%	5.65%	7.07%	4.99%	5.65%
Jul 2021	3.48%	0.50%	3.98%	0.91%	4.89%	6.05%	4.35%	4.89%
Jun 2021	3.49%	0.47%	3.95%	0.69%	4.64%	6.16%	3.93%	4.64%
May 2021	3.07%	0.48%	3.55%	0.80%	4.34%	6.04%	3.54%	4.34%
Apr 2021	3.26%	0.44%	3.69%	1.00%	4.70%	6.29%	3.95%	4.70%
Mar 2021	3.31%	0.40%	3.71%	1.24%	4.95%	6.41%	4.26%	4.95%
Feb 2021	3.43%	0.53%	3.96%	2.43%	6.39%	7.77%	5.72%	6.39%
Jan 2021	3.60%	0.54%	4.14%	4.52%	8.66%	10.12%	7.95%	8.66%

