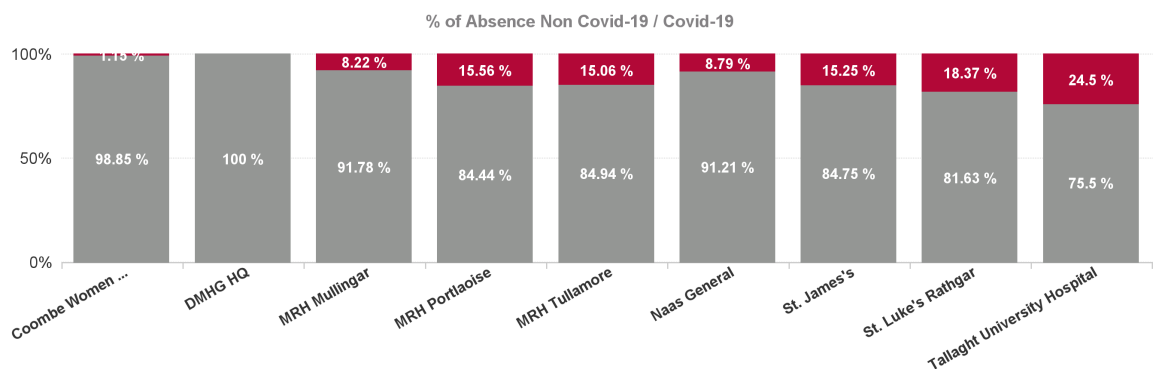
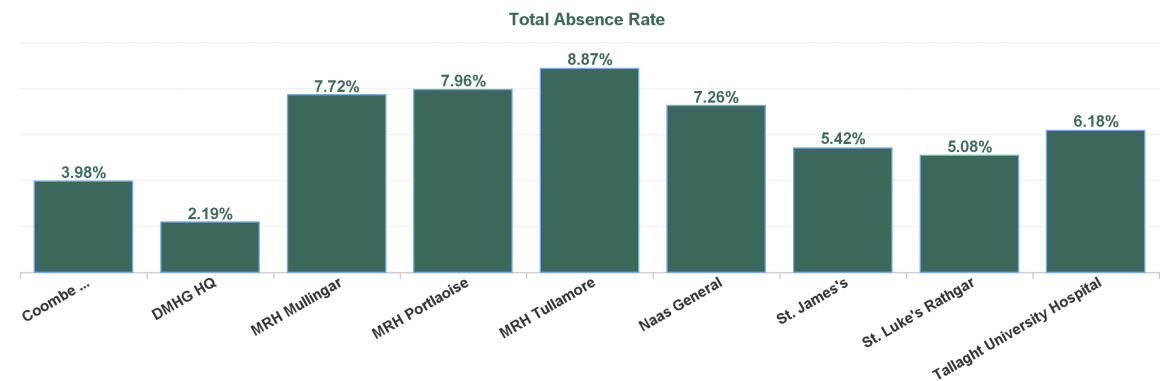


July 2024

| Health Service Absence Rate - by Staff Category: Jul 2024 | Certified absence | Self-certified absence | Non Covid-19 absence | Covid-19 absence | Total absence rate | % Non Covid-19 absence | % Covid-19 absence |
|--|----------------------|---------------------------|-------------------------|---------------------|-----------------------|------------------------------|-----------------------|
| Dublin Midlands Hospital Group | 4.59% | 0.66% | 5.25% | 0.98% | 6.23% | 84.27% | 15.73% |
| Medical & Dental | 1.10% | 0.23% | 1.33% | 0.15% | 1.48% | 89.84% | 10.16% |
| Nursing & Midwifery | 4.62% | 0.93% | 5.55% | 1.23% | 6.78% | 81.88% | 18.12% |
| Health & Social Care Professionals | 3.10% | 0.39% | 3.49% | 0.97% | 4.47% | 78.23% | 21.77% |
| Management & Administrative | 5.60% | 0.46% | 6.06% | 1.06% | 7.12% | 85.06% | 14.94% |
| General Support | 6.17% | 0.78% | 6.96% | 1.22% | 8.18% | 85.04% | 14.96% |
| Patient & Client Care | 8.18% | 0.82% | 9.00% | 0.97% | 9.98% | 90.26% | 9.74% |

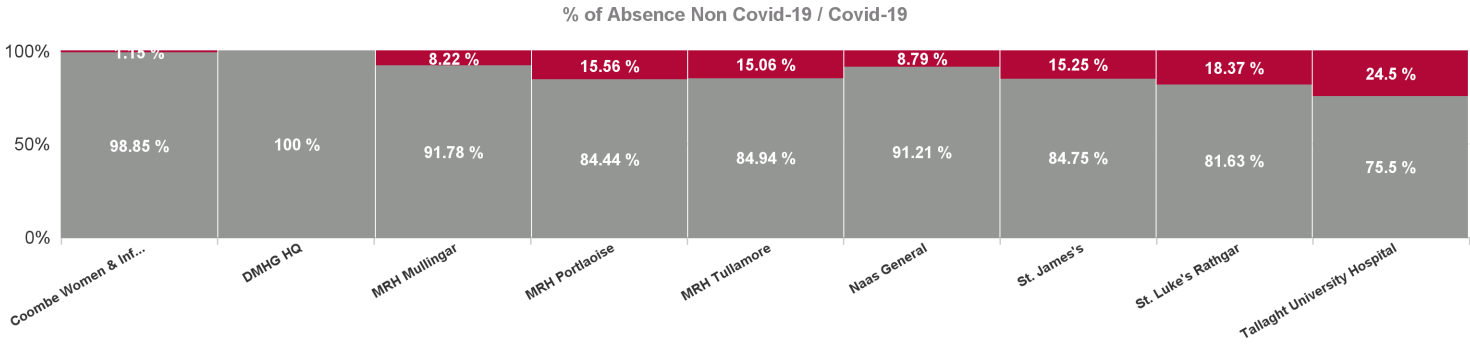
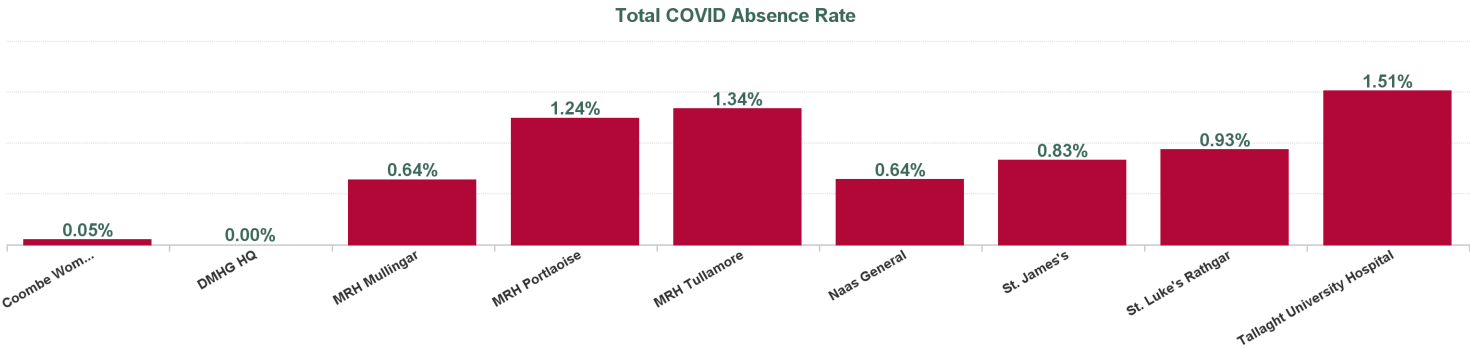
| Health Service Absence Rate - by Care Group: Jul 2024 | Certified absence | Self-certified absence | Non Covid-19 absence | Covid-19 absence | Total absence rate | % Non Covid-19 absence | % Covid-19 absence |
|--|----------------------|---------------------------|-------------------------|---------------------|-----------------------|------------------------------|-----------------------|
| Dublin Midlands Hospital Group | 4.59% | 0.66% | 5.25% | 0.98% | 6.23% | 84.27% | 15.73% |
| Coombe Women & Infants University Hospital | 2.96% | 0.97% | 3.93% | 0.05% | 3.98% | 98.85% | 1.15% |
| DMHG HQ | 1.78% | 0.41% | 2.19% | 0.00% | 2.19% | 100.00% | 0.00% |
| MRH Mullingar | 6.40% | 0.69% | 7.09% | 0.64% | 7.72% | 91.78% | 8.22% |
| MRH Portlaoise | 6.13% | 0.59% | 6.72% | 1.24% | 7.96% | 84.44% | 15.56% |
| MRH Tullamore | 6.98% | 0.56% | 7.53% | 1.34% | 8.87% | 84.94% | 15.06% |
| Naas General | 5.80% | 0.82% | 6.62% | 0.64% | 7.26% | 91.21% | 8.79% |
| St. James's | 3.87% | 0.71% | 4.59% | 0.83% | 5.42% | 84.75% | 15.25% |
| St. Luke's Rathgar | 3.71% | 0.44% | 4.15% | 0.93% | 5.08% | 81.63% | 18.37% |
| Tallaght University Hospital | 4.11% | 0.55% | 4.66% | 1.51% | 6.18% | 75.50% | 24.50% |



July 2024

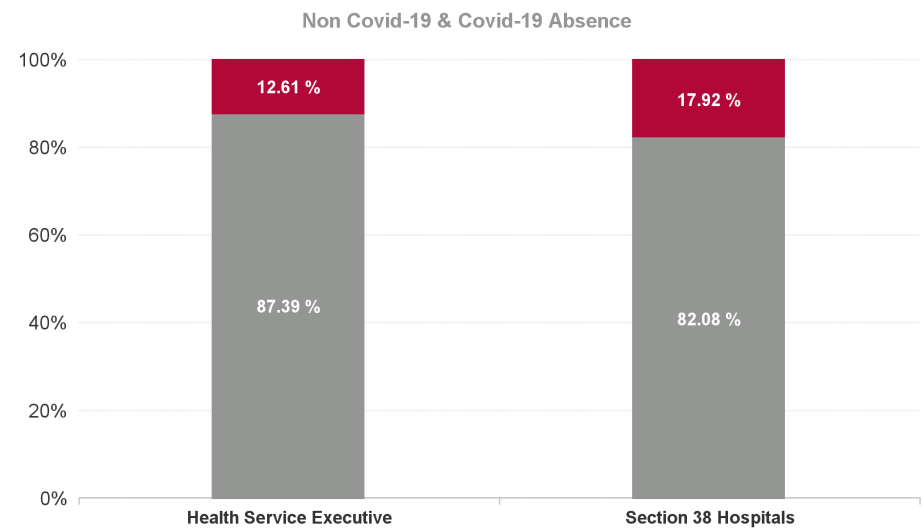
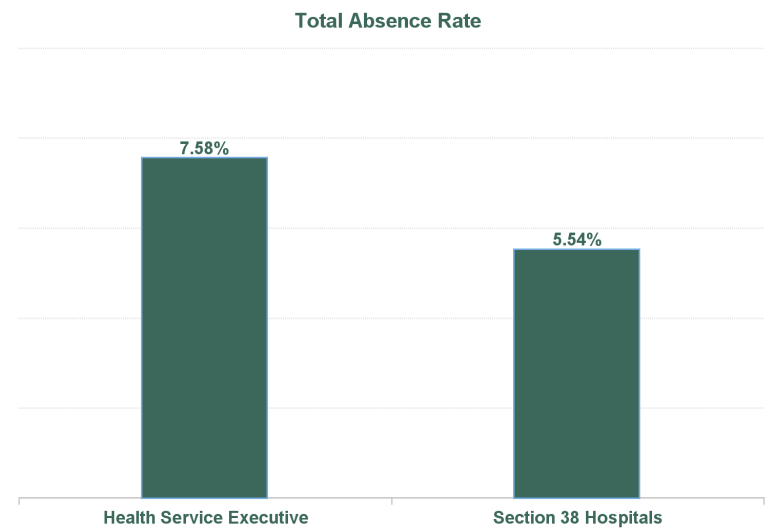
| Health Service Absence Rate - by Hospital : Jul 2024 | Certified absence | Self-certified absence | Non Covid-19 absence | Covid-19 absence | Total absence rate | Medical & Dental | Nursing & Midwifery | Health & Social Care Professionals | Management & Administrative | General Support | Patient & Client Care |
|--|-------------------|------------------------|----------------------|------------------|--------------------|------------------|---------------------|------------------------------------|-----------------------------|-----------------|-----------------------|
| Dublin Midlands Hospital Group | 4.59% | 0.66% | 5.25% | 0.98% | 6.23% | 1.48% | 6.78% | 4.47% | 7.12% | 8.18% | 9.98% |
| Coombe Women & Infants University Hos | 2.96% | 0.97% | 3.93% | 0.05% | 3.98% | 1.94% | 4.90% | 1.29% | 2.84% | 6.34% | 3.59% |
| DMHG HQ | 1.78% | 0.41% | 2.19% | 0.00% | 2.19% | | 2.55% | 0.00% | 2.17% | | |
| MRH Mullingar | 6.40% | 0.69% | 7.09% | 0.64% | 7.72% | 1.30% | 6.86% | 6.07% | 8.85% | 14.56% | 13.67% |
| MRH Portlaoise | 6.13% | 0.59% | 6.72% | 1.24% | 7.96% | 2.43% | 8.10% | 8.01% | 9.82% | 8.85% | 10.48% |
| MRH Tullamore | 6.98% | 0.56% | 7.53% | 1.34% | 8.87% | 1.97% | 10.13% | 5.20% | 8.98% | 11.06% | 12.93% |
| Naas General | 5.80% | 0.82% | 6.62% | 0.64% | 7.26% | 1.68% | 7.13% | 5.35% | 6.14% | 9.84% | 11.79% |
| St. James's | 3.87% | 0.71% | 4.59% | 0.83% | 5.42% | 1.08% | 6.41% | 2.98% | 6.77% | 6.84% | 8.44% |
| St. Luke's Rathgar | 3.71% | 0.44% | 4.15% | 0.93% | 5.08% | 0.00% | 8.72% | 3.41% | 4.76% | 8.82% | 19.57% |
| Tallaght University Hospital | 4.11% | 0.55% | 4.66% | 1.51% | 6.18% | 1.88% | 6.10% | 6.50% | 8.70% | 8.63% | 6.66% |

| Health Service Absence Rate - by Staff Category & Hospital: Jul 2024 | Non Covid-19 absence | Covid-19 absence | Total absence rate | Medical & Dental | Nursing & Midwifery | Health & Social Care Professionals | Management & Administrative | General Support | Patient & Client Care |
|--|----------------------|------------------|--------------------|------------------|---------------------|------------------------------------|-----------------------------|-----------------|-----------------------|
| Dublin Midlands Hospital Group | 5.25% | 0.98% | 0.98% | 0.15% | 1.23% | 0.97% | 1.06% | 1.22% | 0.97% |
| Coombe Women & Infants University Hospital | 3.93% | 0.05% | 3.98% | 0.00% | 0.06% | 0.00% | 0.00% | 0.15% | 0.00% |
| DMHG HQ | 2.19% | 0.00% | 2.19% | | 0.00% | 0.00% | 0.00% | | |
| MRH Mullingar | 7.09% | 0.64% | 7.72% | 0.00% | 0.76% | 1.07% | 1.04% | 0.90% | 0.36% |
| MRH Portlaoise | 6.72% | 1.24% | 7.96% | 0.25% | 1.57% | 1.19% | 1.24% | 1.15% | 1.37% |
| MRH Tullamore | 7.53% | 1.34% | 8.87% | 0.25% | 1.72% | 0.60% | 1.51% | 3.46% | 1.20% |
| Naas General | 6.62% | 0.64% | 7.26% | 0.21% | 0.61% | 0.20% | 0.77% | 0.16% | 1.23% |
| St. James's | 4.59% | 0.83% | 5.42% | 0.06% | 1.16% | 0.95% | 0.85% | 0.97% | 0.45% |
| St. Luke's Rathgar | 4.15% | 0.93% | 5.08% | 0.00% | 2.95% | 0.37% | 0.64% | 1.33% | 2.08% |
| Tallaght University Hospital | 4.66% | 1.51% | 6.18% | 0.34% | 1.58% | 1.84% | 1.79% | 1.91% | 1.90% |



July 2024

| Health Service Absence Rate - by Admin : Jul 2024 | Certified absence | Self-certified absence | Non Covid-19 absence | Covid-19 absence | Total absence rate | Medical & Dental | Nursing & Midwifery | Health & Social Care Professionals | Management & Administrative | General Support | Patient & Client Care |
|---|-------------------|------------------------|----------------------|------------------|--------------------|------------------|---------------------|------------------------------------|-----------------------------|-----------------|-----------------------|
| Dublin Midlands Hospital Group | 4.59% | 0.66% | 5.25% | 0.98% | 6.23% | 1.48% | 6.78% | 4.47% | 7.12% | 8.18% | 9.98% |
| DMHG HQ | 1.78% | 0.41% | 2.19% | 0.00% | 2.19% | | 2.55% | 0.00% | 2.17% | | |
| MRH Mullingar | 6.40% | 0.69% | 7.09% | 0.64% | 7.72% | 1.30% | 6.86% | 6.07% | 8.85% | 14.56% | 13.67% |
| MRH Portlaoise | 6.13% | 0.59% | 6.72% | 1.24% | 7.96% | 2.43% | 8.10% | 8.01% | 9.82% | 8.85% | 10.48% |
| MRH Tullamore | 6.98% | 0.56% | 7.53% | 1.34% | 8.87% | 1.97% | 10.13% | 5.20% | 8.98% | 11.06% | 12.93% |
| Naas General | 5.80% | 0.82% | 6.62% | 0.64% | 7.26% | 1.68% | 7.13% | 5.35% | 6.14% | 9.84% | 11.79% |
| St. Luke's Rathgar | 3.71% | 0.44% | 4.15% | 0.93% | 5.08% | 0.00% | 8.72% | 3.41% | 4.76% | 8.82% | 19.57% |
| Health Service Executive | 5.99% | 0.63% | 6.62% | 0.96% | 7.58% | 1.57% | 8.26% | 5.08% | 7.29% | 10.72% | 12.50% |
| Coombe Women & Infants University Hospital | 2.96% | 0.97% | 3.93% | 0.05% | 3.98% | 1.94% | 4.90% | 1.29% | 2.84% | 6.34% | 3.59% |
| St. James's | 3.87% | 0.71% | 4.59% | 0.83% | 5.42% | 1.08% | 6.41% | 2.98% | 6.77% | 6.84% | 8.44% |
| Tallaght University Hospital | 4.11% | 0.55% | 4.66% | 1.51% | 6.18% | 1.88% | 6.10% | 6.50% | 8.70% | 8.63% | 6.66% |
| Section 38 Hospitals | 3.86% | 0.68% | 4.55% | 0.99% | 5.54% | 1.44% | 6.12% | 4.11% | 7.04% | 7.34% | 7.54% |



| Health Service Absence Rate - by Staff Category: Jul 2024 | Certified absence | Self-certified absence | Non Covid-19 absence | Covid-19 absence | Total absence rate | % Non Covid-19 absence | % Covid-19 absence |
|---|-------------------|------------------------|----------------------|------------------|--------------------|------------------------|--------------------|
| Coombe Women & Infants University Hospital | 2.96% | 0.97% | 3.93% | 0.05% | 3.98% | 98.85% | 1.15% |
| Medical & Dental | 1.22% | 0.72% | 1.94% | 0.00% | 1.94% | 100.00% | |
| Nursing & Midwifery | 3.53% | 1.30% | 4.83% | 0.06% | 4.90% | 98.76% | 1.24% |
| Health & Social Care Professionals | 0.99% | 0.30% | 1.29% | 0.00% | 1.29% | 100.00% | |
| Management & Administrative | 2.42% | 0.43% | 2.84% | 0.00% | 2.84% | 100.00% | |
| General Support | 4.97% | 1.23% | 6.20% | 0.15% | 6.34% | 97.70% | 2.30% |
| Patient & Client Care | 2.47% | 1.12% | 3.59% | 0.00% | 3.59% | 100.00% | |

| Health Service Absence Rate - by Staff Category: Jul 2024 | Certified absence | Self-certified absence | Non Covid-19 absence | Covid-19 absence | Total absence rate | % Non Covid-19 absence | % Covid-19 absence |
|---|-------------------|------------------------|----------------------|------------------|--------------------|------------------------|--------------------|
| DMHG HQ | 1.78% | 0.41% | 2.19% | 0.00% | 2.19% | 100.00% | |
| Medical & Dental | | | | | | | |
| Nursing & Midwifery | 0.00% | 2.55% | 2.55% | 0.00% | 2.55% | 100.00% | |
| Health & Social Care Professionals | 0.00% | 0.00% | 0.00% | 0.00% | 0.00% | | |
| Management & Administrative | 1.95% | 0.22% | 2.17% | 0.00% | 2.17% | 100.00% | |
| General Support | | | | | | | |
| Patient & Client Care | | | | | | | |

| Health Service Absence Rate - by Staff Category: Jul 2024 | Certified absence | Self-certified absence | Non Covid-19 absence | Covid-19 absence | Total absence rate | % Non Covid-19 absence | % Covid-19 absence |
|---|-------------------|------------------------|----------------------|------------------|--------------------|------------------------|--------------------|
| MRH Mullingar | 6.40% | 0.69% | 7.09% | 0.64% | 7.72% | 91.78% | 8.22% |
| Medical & Dental | 1.23% | 0.08% | 1.30% | 0.00% | 1.30% | 100.00% | |
| Nursing & Midwifery | 5.00% | 1.11% | 6.10% | 0.76% | 6.86% | 88.97% | 11.03% |
| Health & Social Care Professionals | 4.74% | 0.27% | 5.01% | 1.07% | 6.07% | 82.44% | 17.56% |
| Management & Administrative | 7.20% | 0.61% | 7.81% | 1.04% | 8.85% | 88.24% | 11.76% |
| General Support | 13.27% | 0.40% | 13.66% | 0.90% | 14.56% | 93.83% | 6.17% |
| Patient & Client Care | 12.48% | 0.82% | 13.30% | 0.36% | 13.67% | 97.34% | 2.66% |

| Health Service Absence Rate - by Staff Category: Jul 2024 | Certified absence | Self-certified absence | Non Covid-19 absence | Covid-19 absence | Total absence rate | % Non Covid-19 absence | % Covid-19 absence |
|---|-------------------|------------------------|----------------------|------------------|--------------------|------------------------|--------------------|
| MRH Portlaoise | 6.13% | 0.59% | 6.72% | 1.24% | 7.96% | 84.44% | 15.56% |
| Medical & Dental | 1.66% | 0.52% | 2.18% | 0.25% | 2.43% | 89.87% | 10.13% |
| Nursing & Midwifery | 6.05% | 0.49% | 6.54% | 1.57% | 8.10% | 80.65% | 19.35% |
| Health & Social Care Professionals | 6.33% | 0.49% | 6.82% | 1.19% | 8.01% | 85.19% | 14.81% |
| Management & Administrative | 7.95% | 0.63% | 8.58% | 1.24% | 9.82% | 87.34% | 12.66% |
| General Support | 7.56% | 0.15% | 7.71% | 1.15% | 8.85% | 87.06% | 12.94% |
| Patient & Client Care | 8.17% | 0.94% | 9.11% | 1.37% | 10.48% | 86.92% | 13.08% |

| Health Service Absence Rate - by Staff Category: Jul 2024 | Certified absence | Self-certified absence | Non Covid-19 absence | Covid-19 absence | Total absence rate | % Non Covid-19 absence | % Covid-19 absence |
|---|-------------------|------------------------|----------------------|------------------|--------------------|------------------------|--------------------|
| MRH Tullamore | 6.98% | 0.56% | 7.53% | 1.34% | 8.87% | 84.94% | 15.06% |
| Medical & Dental | 1.49% | 0.22% | 1.71% | 0.25% | 1.97% | 87.15% | 12.85% |
| Nursing & Midwifery | 7.74% | 0.68% | 8.41% | 1.72% | 10.13% | 83.03% | 16.97% |
| Health & Social Care Professionals | 4.27% | 0.33% | 4.60% | 0.60% | 5.20% | 88.40% | 11.60% |
| Management & Administrative | 7.11% | 0.36% | 7.47% | 1.51% | 8.98% | 83.14% | 16.86% |
| General Support | 6.91% | 0.69% | 7.60% | 3.46% | 11.06% | 68.74% | 31.26% |
| Patient & Client Care | 10.97% | 0.76% | 11.73% | 1.20% | 12.93% | 90.69% | 9.31% |

| Health Service Absence Rate - by Staff Category: Jul 2024 | Certified absence | Self-certified absence | Non Covid-19 absence | Covid-19 absence | Total absence rate | % Non Covid-19 absence | % Covid-19 absence |
|---|-------------------|------------------------|----------------------|------------------|--------------------|------------------------|--------------------|
| Naas General | 5.80% | 0.82% | 6.62% | 0.64% | 7.26% | 91.21% | 8.79% |
| Medical & Dental | 1.01% | 0.46% | 1.47% | 0.21% | 1.68% | 87.62% | 12.38% |
| Nursing & Midwifery | 5.20% | 1.32% | 6.52% | 0.61% | 7.13% | 91.42% | 8.58% |
| Health & Social Care Professionals | 4.76% | 0.40% | 5.16% | 0.20% | 5.35% | 96.29% | 3.71% |
| Management & Administrative | 5.05% | 0.32% | 5.37% | 0.77% | 6.14% | 87.41% | 12.59% |
| General Support | 8.76% | 0.92% | 9.68% | 0.16% | 9.84% | 98.40% | 1.60% |
| Patient & Client Care | 9.88% | 0.68% | 10.56% | 1.23% | 11.79% | 89.56% | 10.44% |

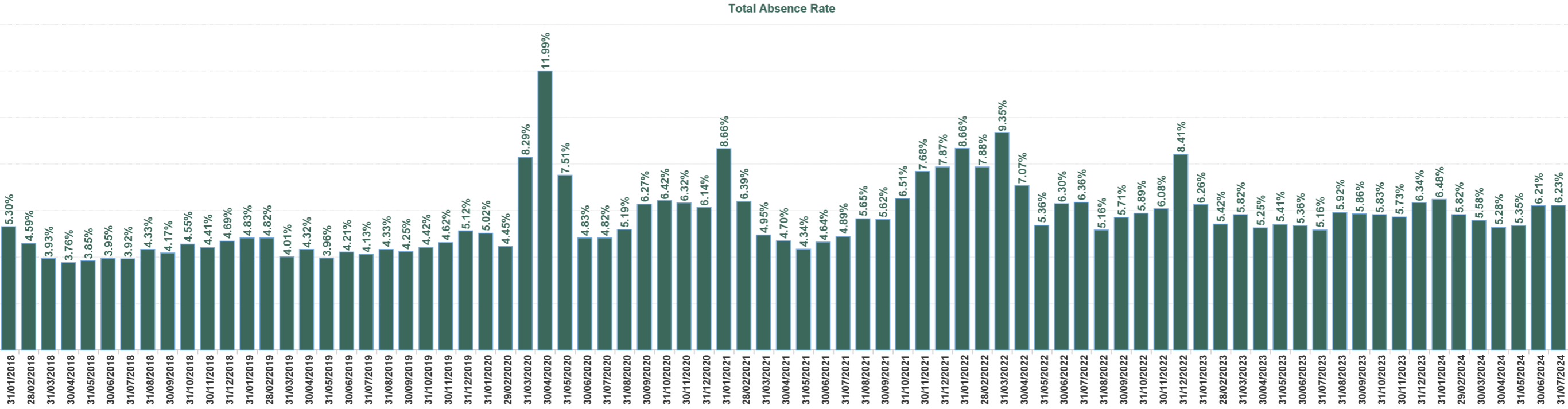
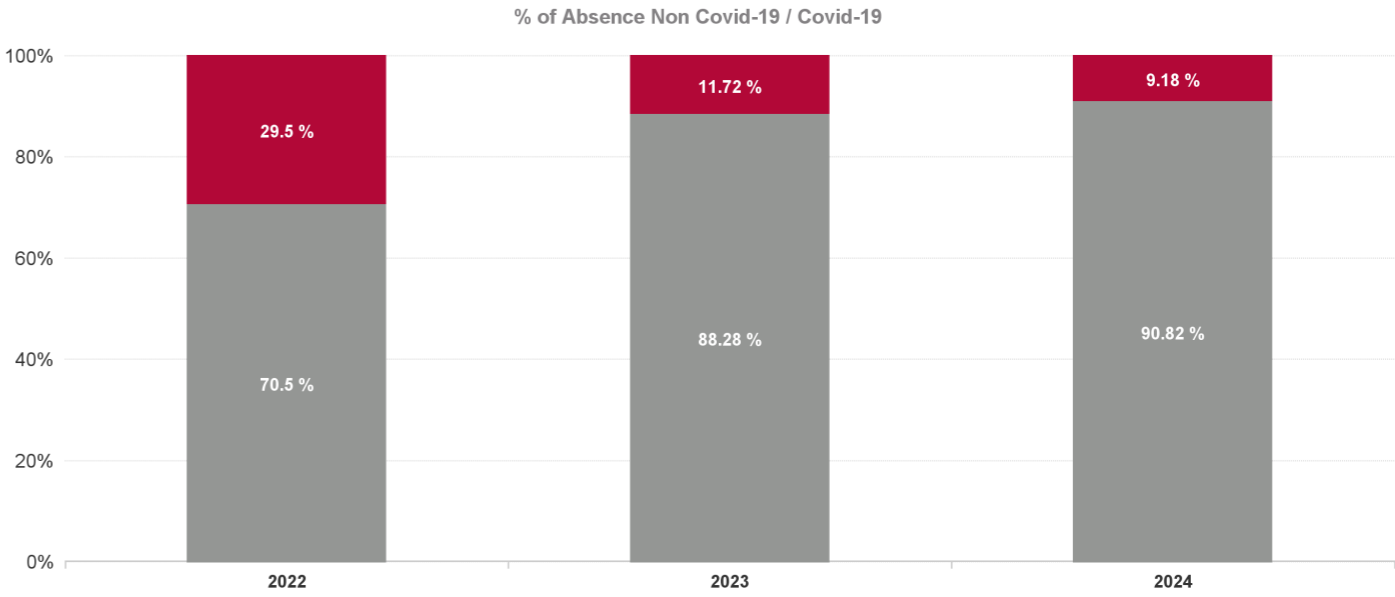
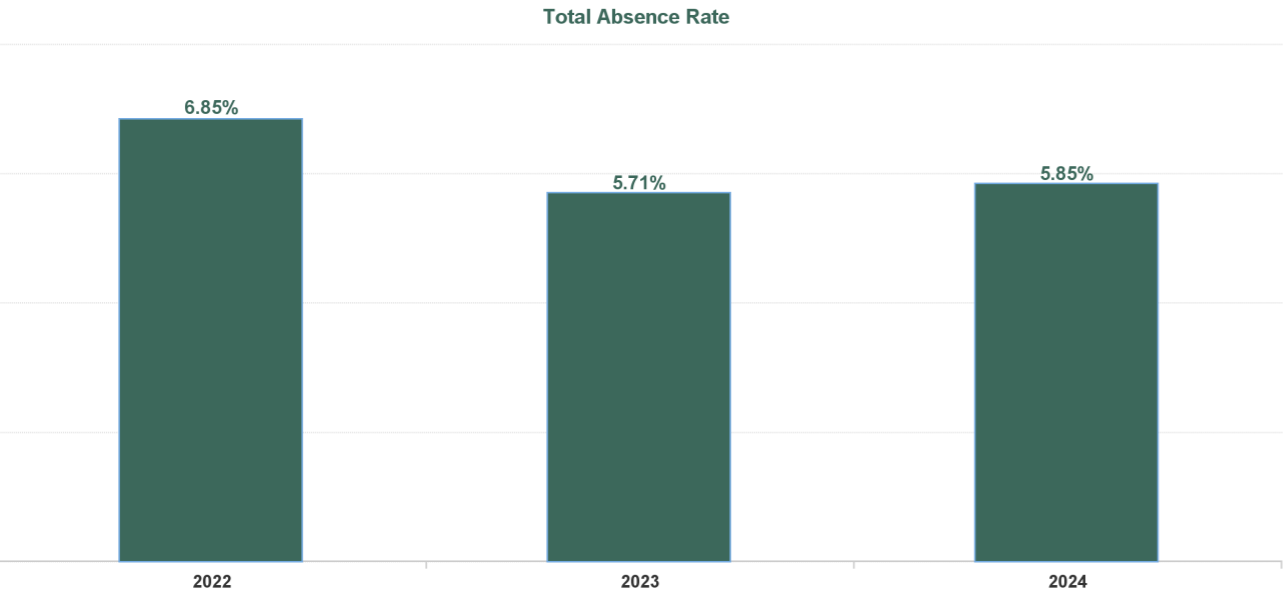
| Health Service Absence Rate - by Staff Category: Jul 2024 | Certified absence | Self-certified absence | Non Covid-19 absence | Covid-19 absence | Total absence rate | % Non Covid-19 absence | % Covid-19 absence |
|---|-------------------|------------------------|----------------------|------------------|--------------------|------------------------|--------------------|
| St. James's | 3.87% | 0.71% | 4.59% | 0.83% | 5.42% | 84.75% | 15.25% |
| Medical & Dental | 0.95% | 0.06% | 1.01% | 0.06% | 1.08% | 94.23% | 5.77% |
| Nursing & Midwifery | 4.19% | 1.06% | 5.24% | 1.16% | 6.41% | 81.84% | 18.16% |
| Health & Social Care Professionals | 1.66% | 0.36% | 2.02% | 0.95% | 2.98% | 67.97% | 32.03% |
| Management & Administrative | 5.42% | 0.50% | 5.92% | 0.85% | 6.77% | 87.39% | 12.61% |
| General Support | 5.13% | 0.74% | 5.87% | 0.97% | 6.84% | 85.76% | 14.24% |
| Patient & Client Care | 6.85% | 1.14% | 7.99% | 0.45% | 8.44% | 94.67% | 5.33% |

| Health Service Absence Rate - by Staff Category: Jul 2024 | Certified absence | Self-certified absence | Non Covid-19 absence | Covid-19 absence | Total absence rate | % Non Covid-19 absence | % Covid-19 absence |
|---|-------------------|------------------------|----------------------|------------------|--------------------|------------------------|--------------------|
| St. Luke's Rathgar | 3.71% | 0.44% | 4.15% | 0.93% | 5.08% | 81.63% | 18.37% |
| Medical & Dental | 0.00% | 0.00% | 0.00% | 0.00% | 0.00% | | |
| Nursing & Midwifery | 5.17% | 0.60% | 5.77% | 2.95% | 8.72% | 66.21% | 33.79% |
| Health & Social Care Professionals | 2.70% | 0.35% | 3.05% | 0.37% | 3.41% | 89.23% | 10.77% |
| Management & Administrative | 3.70% | 0.41% | 4.11% | 0.64% | 4.76% | 86.45% | 13.55% |
| General Support | 6.37% | 1.12% | 7.49% | 1.33% | 8.82% | 84.93% | 15.07% |
| Patient & Client Care | 16.73% | 0.77% | 17.49% | 2.08% | 19.57% | 89.39% | 10.61% |

| Health Service Absence Rate - by Staff Category: Jul 2024 | Certified absence | Self-certified absence | Non Covid-19 absence | Covid-19 absence | Total absence rate | % Non Covid-19 absence | % Covid-19 absence |
|---|-------------------|------------------------|----------------------|------------------|--------------------|------------------------|--------------------|
| Tallaght University Hospital | 4.11% | 0.55% | 4.66% | 1.51% | 6.18% | 75.50% | 24.50% |
| Medical & Dental | 1.19% | 0.36% | 1.55% | 0.34% | 1.88% | 82.17% | 17.83% |
| Nursing & Midwifery | 3.80% | 0.72% | 4.52% | 1.58% | 6.10% | 74.15% | 25.85% |
| Health & Social Care Professionals | 4.13% | 0.53% | 4.66% | 1.84% | 6.50% | 71.73% | 28.27% |
| Management & Administrative | 6.47% | 0.44% | 6.91% | 1.79% | 8.70% | 79.39% | 20.61% |
| General Support | 6.05% | 0.67% | 6.72% | 1.91% | 8.63% | 77.84% | 22.16% |
| Patient & Client Care | 4.51% | 0.24% | 4.75% | 1.90% | 6.66% | 71.42% | 28.58% |

| Year / Month | Certified absence | Self-certified absence | Non Covid-19 absence | Covid-19 absence | Total absence rate | Medical & Dental | Nursing & Midwifery | Health & Social Care Professionals | Management & Administrative | General Support | Patient & Client Care |
|--------------|-------------------|------------------------|----------------------|------------------|--------------------|------------------|---------------------|------------------------------------|-----------------------------|-----------------|-----------------------|
| Jul 2024 | 4.59% | 0.66% | 5.25% | 0.98% | 6.23% | 1.48% | 6.78% | 4.47% | 7.12% | 8.18% | 9.98% |
| Jun 2024 | 4.53% | 0.81% | 5.34% | 0.87% | 6.21% | 1.86% | 6.83% | 4.87% | 6.42% | 7.57% | 9.33% |
| May 2024 | 4.29% | 0.69% | 4.98% | 0.37% | 5.35% | 1.51% | 6.19% | 3.83% | 5.37% | 7.04% | 7.85% |
| Apr 2024 | 4.25% | 0.81% | 5.06% | 0.22% | 5.28% | 1.31% | 5.93% | 4.57% | 5.15% | 6.69% | 7.94% |
| Mar 2024 | 4.51% | 0.78% | 5.30% | 0.29% | 5.58% | 1.62% | 6.52% | 4.57% | 5.81% | 7.33% | 6.94% |
| Feb 2024 | 4.63% | 0.84% | 5.47% | 0.35% | 5.82% | 1.73% | 6.53% | 4.86% | 6.16% | 7.51% | 7.81% |
| Jan 2024 | 4.93% | 0.89% | 5.81% | 0.66% | 6.48% | 1.38% | 7.36% | 5.30% | 6.67% | 9.22% | 9.01% |
| 2024 | 4.53% | 0.78% | 5.32% | 0.54% | 5.85% | 1.55% | 6.59% | 4.63% | 6.11% | 7.66% | 8.42% |
| Dec 2023 | 4.56% | 0.91% | 5.47% | 0.87% | 6.34% | 1.29% | 7.27% | 5.42% | 6.90% | 7.96% | 8.34% |
| Nov 2023 | 4.44% | 0.71% | 5.16% | 0.57% | 5.73% | 1.37% | 6.65% | 4.30% | 5.82% | 7.43% | 8.43% |
| Oct 2023 | 4.37% | 0.81% | 5.18% | 0.65% | 5.83% | 1.26% | 6.88% | 4.51% | 6.07% | 7.85% | 7.97% |
| Sep 2023 | 4.34% | 0.73% | 5.07% | 0.79% | 5.86% | 1.31% | 7.23% | 4.76% | 5.47% | 7.35% | 7.89% |
| Aug 2023 | 4.28% | 0.74% | 5.02% | 0.90% | 5.92% | 1.20% | 7.40% | 4.80% | 5.53% | 7.30% | 7.84% |
| Jul 2023 | 4.12% | 0.64% | 4.76% | 0.40% | 5.16% | 1.08% | 6.49% | 3.87% | 4.66% | 7.03% | 6.50% |
| Jun 2023 | 4.37% | 0.62% | 4.99% | 0.37% | 5.36% | 1.36% | 6.60% | 4.24% | 5.00% | 6.73% | 6.93% |
| May 2023 | 4.18% | 0.61% | 4.79% | 0.62% | 5.41% | 1.31% | 6.63% | 4.47% | 5.23% | 6.66% | 6.94% |
| Apr 2023 | 3.93% | 0.72% | 4.65% | 0.60% | 5.25% | 1.38% | 6.57% | 4.04% | 4.51% | 7.43% | 6.34% |
| Mar 2023 | 4.19% | 0.91% | 5.11% | 0.71% | 5.82% | 1.41% | 6.90% | 5.17% | 5.07% | 8.29% | 7.88% |
| Feb 2023 | 4.06% | 0.75% | 4.81% | 0.61% | 5.42% | 1.34% | 6.41% | 4.66% | 5.00% | 8.21% | 6.65% |
| Jan 2023 | 4.58% | 0.79% | 5.37% | 0.90% | 6.26% | 1.39% | 7.57% | 4.94% | 5.96% | 8.64% | 8.00% |
| 2023 | 4.29% | 0.75% | 5.04% | 0.67% | 5.71% | 1.31% | 6.89% | 4.60% | 5.44% | 7.59% | 7.49% |
| Dec 2022 | 5.81% | 1.12% | 6.93% | 1.48% | 8.41% | 2.26% | 10.28% | 7.31% | 8.42% | 9.72% | 9.99% |
| Nov 2022 | 4.51% | 0.81% | 5.32% | 0.76% | 6.08% | 1.43% | 7.01% | 4.89% | 5.97% | 9.09% | 8.27% |
| Oct 2022 | 4.38% | 0.77% | 5.15% | 0.74% | 5.89% | 1.74% | 6.70% | 4.73% | 5.41% | 8.68% | 7.96% |
| Sep 2022 | 4.40% | 0.71% | 5.12% | 0.60% | 5.71% | 1.40% | 6.95% | 4.34% | 5.16% | 7.51% | 8.24% |
| Aug 2022 | 3.97% | 0.57% | 4.53% | 0.62% | 5.16% | 1.18% | 6.19% | 3.77% | 4.65% | 7.55% | 7.51% |
| Jul 2022 | 4.16% | 0.59% | 4.75% | 1.60% | 6.36% | 1.50% | 7.56% | 5.24% | 4.83% | 8.46% | 9.61% |
| Jun 2022 | 3.76% | 0.62% | 4.38% | 1.92% | 6.30% | 1.48% | 7.77% | 5.41% | 5.77% | 8.01% | 7.85% |
| May 2022 | 3.70% | 0.69% | 4.39% | 0.97% | 5.36% | 1.29% | 6.49% | 4.48% | 4.52% | 6.28% | 8.16% |
| Apr 2022 | 4.05% | 0.60% | 4.65% | 2.42% | 7.07% | 2.05% | 8.65% | 5.15% | 6.46% | 9.49% | 9.69% |
| Mar 2022 | 4.02% | 0.62% | 4.64% | 4.71% | 9.35% | 3.36% | 11.62% | 8.62% | 7.83% | 10.53% | 11.85% |
| Feb 2022 | 3.74% | 0.55% | 4.29% | 3.59% | 7.88% | 2.95% | 9.29% | 7.01% | 7.11% | 9.15% | 10.58% |
| Jan 2022 | 3.46% | 0.44% | 3.91% | 4.76% | 8.66% | 2.32% | 9.80% | 7.32% | 9.28% | 9.85% | 12.64% |
| 2022 | 4.16% | 0.67% | 4.83% | 2.02% | 6.85% | 1.91% | 8.19% | 5.71% | 6.28% | 8.67% | 9.34% |
| Dec 2021 | 4.67% | 0.61% | 5.28% | 2.59% | 7.87% | 2.34% | 8.55% | 7.34% | 8.46% | 8.34% | 12.32% |
| Nov 2021 | 4.29% | 0.90% | 5.19% | 2.49% | 7.68% | 2.00% | 8.29% | 7.03% | 8.00% | 10.45% | 11.28% |
| Oct 2021 | 4.07% | 0.68% | 4.74% | 1.77% | 6.51% | 1.68% | 7.20% | 5.77% | 6.76% | 7.38% | 10.08% |
| Sep 2021 | 3.76% | 0.56% | 4.32% | 1.30% | 5.62% | 1.52% | 6.46% | 4.26% | 5.13% | 6.63% | 9.89% |
| Aug 2021 | 3.79% | 0.51% | 4.29% | 1.36% | 5.65% | 1.35% | 6.36% | 4.19% | 5.62% | 6.25% | 10.09% |
| Jul 2021 | 3.48% | 0.50% | 3.98% | 0.91% | 4.89% | 0.78% | 5.85% | 3.86% | 4.27% | 5.36% | 8.42% |
| Jun 2021 | 3.49% | 0.47% | 3.95% | 0.69% | 4.64% | 0.63% | 5.60% | 3.60% | 3.70% | 5.39% | 8.36% |
| May 2021 | 3.07% | 0.48% | 3.55% | 0.80% | 4.34% | 0.41% | 5.09% | 3.50% | 4.24% | 5.13% | 7.09% |
| Apr 2021 | 3.26% | 0.44% | 3.69% | 1.00% | 4.70% | 0.87% | 5.56% | 3.41% | 3.82% | 5.95% | 8.30% |
| Mar 2021 | 3.31% | 0.40% | 3.71% | 1.24% | 4.95% | 0.68% | 5.61% | 3.66% | 4.23% | 7.86% | 8.51% |
| Feb 2021 | 3.43% | 0.53% | 3.96% | 2.43% | 6.39% | 1.50% | 6.93% | 4.49% | 6.01% | 9.94% | 10.97% |
| Jan 2021 | 3.60% | 0.54% | 4.14% | 4.52% | 8.66% | 2.95% | 9.96% | 6.38% | 7.65% | 12.06% | 12.43% |
| 2021 | 3.68% | 0.55% | 4.23% | 1.75% | 5.98% | 1.39% | 6.78% | 4.80% | 5.66% | 7.52% | 9.81% |

| Year / Month | Certified absence | Self-certified absence | Non Covid-19 absence | Covid-19 absence | Total absence rate | Coombe Women & Infants University Hospital | Dublin Midlands Hospital Group Admin Off | MRH Mullingar | MRH Portlaoise | MRH Tullamore | Naas General Hospital | St. James's Hospital | St. Luke's Radiation Oncology Network | St Lukes Radiation Oncology Network HSE | Tallaght University Hospital | Vaccination Clinics DMHG | Dublin Midlands Hospital Group |
|--------------|-------------------|------------------------|----------------------|------------------|--------------------|--|--|---------------|----------------|---------------|-----------------------|----------------------|---------------------------------------|---|------------------------------|--------------------------|--------------------------------|
| Jul 2024 | 4.59% | 0.66% | 5.25% | 0.98% | 6.23% | 3.98% | 2.05% | 7.72% | 7.96% | 8.87% | 7.26% | 5.42% | 5.14% | 0.00% | 6.18% | 6.39% | 6.23% |
| Jun 2024 | 4.53% | 0.81% | 5.34% | 0.87% | 6.21% | 4.32% | 1.43% | 7.90% | 7.69% | 8.82% | 6.76% | 5.38% | 4.53% | 0.00% | 6.40% | 0.00% | 6.21% |
| May 2024 | 4.29% | 0.69% | 4.98% | 0.37% | 5.35% | 3.98% | 0.37% | 6.94% | 7.35% | 7.63% | 5.67% | 4.91% | 3.17% | 0.00% | 4.93% | 0.00% | 5.35% |
| Apr 2024 | 4.25% | 0.81% | 5.06% | 0.22% | 5.28% | 4.62% | 0.00% | 5.95% | 5.99% | 7.33% | 5.19% | 5.11% | 3.37% | 0.00% | 5.02% | 0.00% | 5.28% |
| Mar 2024 | 4.51% | 0.78% | 5.30% | 0.29% | 5.58% | 4.11% | | 5.66% | 7.15% | 7.54% | 6.19% | 5.37% | 3.95% | | 5.29% | | 5.58% |
| Feb 2024 | 4.63% | 0.84% | 5.47% | 0.35% | 5.82% | 4.57% | | 6.20% | 7.39% | 8.16% | 6.66% | 5.38% | 5.04% | | 5.29% | | 5.82% |
| Jan 2024 | 4.93% | 0.89% | 5.81% | 0.66% | 6.48% | 5.56% | | 7.42% | 7.81% | 9.87% | 6.37% | 5.77% | 4.98% | | 6.06% | | 6.48% |
| 2024 | 4.53% | 0.78% | 5.32% | 0.54% | 5.85% | 4.44% | 0.96% | 6.83% | 7.34% | 8.32% | 6.30% | 5.33% | 4.29% | 0.00% | 5.60% | 1.39% | 5.85% |
| Dec 2023 | 4.56% | 0.91% | 5.47% | 0.87% | 6.34% | 4.31% | | 6.73% | 7.07% | 9.24% | 6.54% | 6.01% | 5.09% | | 6.21% | | 6.34% |
| Nov 2023 | 4.44% | 0.71% | 5.16% | 0.57% | 5.73% | 3.80% | | 6.17% | 7.12% | 8.04% | 5.88% | 5.11% | 4.90% | | 5.89% | | 5.73% |
| Oct 2023 | 4.37% | 0.81% | 5.18% | 0.65% | 5.83% | 4.66% | | 6.17% | 6.79% | 7.93% | 6.72% | 4.86% | 5.59% | | 6.20% | | 5.83% |
| Sep 2023 | 4.34% | 0.73% | 5.07% | 0.79% | 5.86% | 4.54% | | 6.70% | 6.94% | 7.30% | 6.68% | 5.37% | 4.88% | | 5.83% | | 5.86% |
| Aug 2023 | 4.28% | 0.74% | 5.02% | 0.90% | 5.92% | 4.86% | | 8.58% | 6.36% | 7.78% | 6.78% | 5.23% | 3.92% | | 5.70% | | 5.92% |
| Jul 2023 | 4.12% | 0.64% | 4.76% | 0.40% | 5.16% | 4.43% | | 6.67% | 6.04% | 6.62% | 6.01% | 4.70% | 4.72% | | 4.64% | | 5.16% |
| Jun 2023 | 4.37% | 0.62% | 4.99% | 0.37% | 5.36% | | | 5.90% | 6.62% | 6.47% | 5.89% | 4.86% | 3.87% | | 5.30% | | 5.36% |
| May 2023 | 4.18% | 0.61% | 4.79% | 0.62% | 5.41% | | | 5.91% | 5.76% | 6.86% | 6.07% | 4.66% | 4.16% | | 5.73% | | 5.41% |
| Apr 2023 | 3.93% | 0.72% | 4.65% | 0.60% | 5.25% | 3.87% | | 5.61% | 6.44% | 6.90% | 5.73% | 4.60% | 4.23% | | 5.84% | | 5.25% |
| Mar 2023 | 4.19% | 0.91% | 5.11% | 0.71% | 5.82% | 5.81% | | 6.18% | 8.24% | 7.08% | 6.28% | 4.84% | 4.76% | | 6.11% | | 5.82% |
| Feb 2023 | 4.06% | 0.75% | 4.81% | 0.61% | 5.42% | 4.66% | | 5.55% | 6.79% | 6.39% | 5.62% | 4.77% | 4.35% | | 6.04% | | 5.42% |
| Jan 2023 | 4.58% | 0.79% | 5.37% | 0.90% | 6.26% | 4.96% | | 6.74% | 7.62% | 7.22% | 7.33% | 5.51% | 5.38% | | 6.81% | | 6.26% |
| 2023 | 4.29% | 0.75% | 5.04% | 0.67% | 5.71% | 4.58% | | 6.42% | 6.82% | 7.33% | 6.30% | 5.04% | 4.65% | | 5.86% | | 5.71% |
| Dec 2022 | 5.81% | 1.12% | 6.93% | 1.48% | 8.41% | 6.19% | | 8.49% | 8.55% | 9.16% | 7.12% | 7.33% | 5.28% | | 11.71% | | 8.41% |
| Nov 2022 | 4.51% | 0.81% | 5.32% | 0.76% | 6.08% | 5.42% | | 7.11% | 7.20% | 7.66% | 6.33% | 5.38% | 7.89% | | 5.62% | | 6.08% |
| Oct 2022 | 4.38% | 0.77% | 5.15% | 0.74% | 5.89% | 4.82% | | 7.03% | 7.30% | 8.67% | 5.62% | 5.00% | 5.88% | | 5.83% | | 5.89% |
| Sep 2022 | 4.40% | 0.71% | 5.12% | 0.60% | 5.71% | 4.13% | | 6.79% | 7.55% | 8.65% | 5.29% | 4.99% | 5.04% | | 5.74% | | 5.71% |
| Aug 2022 | 3.97% | 0.57% | 4.53% | 0.62% | 5.16% | 4.48% | | 7.49% | 6.99% | 9.10% | 5.67% | 3.84% | 4.36% | | 4.94% | | 5.16% |
| Jul 2022 | 4.16% | 0.59% | 4.75% | 1.60% | 6.36% | 5.51% | | 8.01% | 9.07% | 10.39% | 7.92% | 5.19% | 7.08% | | 5.40% | | 6.36% |
| Jun 2022 | 3.76% | 0.62% | 4.38% | 1.92% | 6.30% | 6.12% | | 7.31% | 8.24% | 9.34% | 8.04% | 4.49% | 5.83% | | 7.21% | | 6.30% |
| May 2022 | 3.70% | 0.69% | 4.39% | 0.97% | 5.36% | 6.08% | | 6.35% | 7.06% | 8.53% | 6.44% | 3.62% | 4.61% | | 5.99% | | 5.36% |
| Apr 2022 | 4.05% | 0.60% | 4.65% | 2.42% | 7.07% | 6.78% | | 7.92% | 10.65% | 10.46% | 8.87% | 5.12% | 6.08% | | 7.66% | | 7.07% |
| Mar 2022 | 4.02% | 0.62% | 4.64% | 4.71% | 9.35% | 7.07% | | 11.04% | 13.65% | 13.64% | 12.39% | 7.10% | 8.81% | | 10.02% | | 9.35% |
| Feb 2022 | 3.74% | 0.55% | 4.29% | 3.59% | 7.88% | 6.74% | | 8.68% | 9.35% | 10.54% | 8.78% | 6.47% | 8.05% | | 8.80% | | 7.88% |
| Jan 2022 | 3.46% | 0.44% | 3.91% | 4.76% | 8.66% | 2.31% | | 10.52% | 10.97% | 12.13% | 10.05% | 8.06% | 5.93% | | 9.48% | | 8.66% |
| 2022 | 4.16% | 0.67% | 4.83% | 2.02% | 6.85% | 5.50% | | 8.08% | 8.89% | 9.85% | 7.64% | 5.53% | 6.23% | | 7.35% | | 6.85% |
| Dec 2021 | 4.67% | 0.61% | 5.28% | 2.59% | 7.87% | 6.00% | | 8.88% | 9.14% | 10.79% | 8.80% | 5.10% | 6.76% | | 11.67% | | 7.87% |
| Nov 2021 | 4.29% | 0.90% | 5.19% | 2.49% | 7.68% | 9.57% | | 9.25% | 8.86% | 10.78% | 9.39% | 5.62% | 7.47% | | 8.17% | | 7.68% |
| Oct 2021 | 4.07% | 0.68% | 4.74% | 1.77% | 6.51% | 6.57% | | 7.38% | 7.77% | 9.99% | 8.54% | 4.79% | 5.46% | | 7.38% | | 6.51% |
| Sep 2021 | 3.76% | 0.56% | 4.32% | 1.30% | 5.62% | 5.96% | | 5.81% | 6.61% | 8.91% | 6.86% | 4.19% | 4.88% | | 6.22% | | 5.62% |
| Aug 2021 | 3.79% | 0.51% | 4.29% | 1.36% | 5.65% | 5.86% | | 7.38% | 7.09% | 8.14% | 5.59% | 4.26% | 6.48% | | 6.07% | | 5.65% |
| Jul 2021 | 3.48% | 0.50% | 3.98% | 0.91% | 4.89% | 4.60% | | 5.49% | 6.55% | 7.59% | 6.63% | 3.79% | 3.00% | | 5.33% | | 4.89% |
| Jun 2021 | 3.49% | 0.47% | 3.95% | 0.69% | 4.64% | 5.47% | | 4.56% | 6.66% | 7.73% | 7.13% | 3.27% | 4.00% | | 4.60% | | 4.64% |
| May 2021 | 3.07% | 0.48% | 3.55% | 0.80% | 4.34% | 4.48% | | 4.45% | 7.14% | 7.19% | 6.48% | 2.89% | 4.57% | | 4.33% | | 4.34% |
| Apr 2021 | 3.26% | 0.44% | 3.69% | 1.00% | 4.70% | 5.79% | | 4.86% | 6.95% | 7.82% | 6.95% | 3.09% | 4.21% | | 4.88% | | 4.70% |
| Mar 2021 | 3.31% | 0.40% | 3.71% | 1.24% | 4.95% | 4.75% | | 4.97% | 6.23% | 8.19% | 7.49% | 3.42% | 4.48% | | 5.72% | | 4.95% |
| Feb 2021 | 3.43% | 0.53% | 3.96% | 2.43% | 6.39% | 6.29% | | 5.95% | 9.26% | 8.77% | 9.60% | 4.95% | 4.86% | | 6.92% | | 6.39% |
| Jan 2021 | 3.60% | 0.54% | 4.14% | 4.52% | 8.66% | 10.83% | | 7.05% | 14.57% | 10.31% | 10.82% | 7.09% | 8.36% | | 8.42% | | 8.66% |
| 2021 | 3.68% | 0.55% | 4.23% | 1.75% | 5.98% | 6.33% | | 6.34% | 8.08% | 8.86% | 7.87% | 4.37% | 5.39% | | 6.64% | | 5.98% |



| Year / Month | Certified absence | Self-certified absence | Non Covid-19 absence | Covid-19 absence | Total absence rate | Health Service Executive | Section 38 Hospitals | Dublin Midlands Hospital Group |
|--------------|-------------------|------------------------|----------------------|------------------|--------------------|--------------------------|----------------------|--------------------------------|
| Jul 2024 | 4.59% | 0.66% | 5.25% | 0.98% | 6.23% | 7.58% | 5.54% | 6.23% |
| Jun 2024 | 4.53% | 0.81% | 5.34% | 0.87% | 6.21% | 7.38% | 5.62% | 6.21% |
| May 2024 | 4.29% | 0.69% | 4.98% | 0.37% | 5.35% | 6.38% | 4.82% | 5.35% |
| Apr 2024 | 4.25% | 0.81% | 5.06% | 0.22% | 5.28% | 5.77% | 5.03% | 5.28% |
| Mar 2024 | 4.51% | 0.78% | 5.30% | 0.29% | 5.58% | 6.33% | 5.19% | 5.58% |
| Feb 2024 | 4.63% | 0.84% | 5.47% | 0.35% | 5.82% | 6.92% | 5.25% | 5.82% |
| Jan 2024 | 4.93% | 0.89% | 5.81% | 0.66% | 6.48% | 7.65% | 5.86% | 6.48% |
| 2024 | 4.53% | 0.78% | 5.32% | 0.54% | 5.85% | 6.86% | 5.33% | 5.85% |
| Dec 2023 | 4.56% | 0.91% | 5.47% | 0.87% | 6.34% | 7.22% | 5.88% | 6.34% |
| Nov 2023 | 4.44% | 0.71% | 5.16% | 0.57% | 5.73% | 6.63% | 5.25% | 5.73% |
| Oct 2023 | 4.37% | 0.81% | 5.18% | 0.65% | 5.83% | 6.79% | 5.30% | 5.83% |
| Sep 2023 | 4.34% | 0.73% | 5.07% | 0.79% | 5.86% | 6.67% | 5.44% | 5.86% |
| Aug 2023 | 4.28% | 0.74% | 5.02% | 0.90% | 5.92% | 6.98% | 5.35% | 5.92% |
| Jul 2023 | 4.12% | 0.64% | 4.76% | 0.40% | 5.16% | 6.15% | 4.65% | 5.16% |
| Jun 2023 | 4.37% | 0.62% | 4.99% | 0.37% | 5.36% | 5.90% | 5.03% | 5.36% |
| May 2023 | 4.18% | 0.61% | 4.79% | 0.62% | 5.41% | 5.94% | 5.09% | 5.41% |
| Apr 2023 | 3.93% | 0.72% | 4.65% | 0.60% | 5.25% | 5.94% | 4.91% | 5.25% |
| Mar 2023 | 4.19% | 0.91% | 5.11% | 0.71% | 5.82% | 6.59% | 5.40% | 5.82% |
| Feb 2023 | 4.06% | 0.75% | 4.81% | 0.61% | 5.42% | 5.83% | 5.19% | 5.42% |
| Jan 2023 | 4.58% | 0.79% | 5.37% | 0.90% | 6.26% | 6.95% | 5.90% | 6.26% |
| 2023 | 4.29% | 0.75% | 5.04% | 0.67% | 5.71% | 6.48% | 5.29% | 5.71% |
| Dec 2022 | 5.81% | 1.12% | 6.93% | 1.48% | 8.41% | 7.95% | 8.66% | 8.41% |
| Nov 2022 | 4.51% | 0.81% | 5.32% | 0.76% | 6.08% | 7.22% | 5.47% | 6.08% |
| Oct 2022 | 4.38% | 0.77% | 5.15% | 0.74% | 5.89% | 7.07% | 5.26% | 5.89% |
| Sep 2022 | 4.40% | 0.71% | 5.12% | 0.60% | 5.71% | 6.85% | 5.12% | 5.71% |
| Aug 2022 | 3.97% | 0.57% | 4.53% | 0.62% | 5.16% | 7.01% | 4.26% | 5.16% |
| Jul 2022 | 4.16% | 0.59% | 4.75% | 1.60% | 6.36% | 8.65% | 5.30% | 6.36% |
| Jun 2022 | 3.76% | 0.62% | 4.38% | 1.92% | 6.30% | 7.94% | 5.51% | 6.30% |
| May 2022 | 3.70% | 0.69% | 4.39% | 0.97% | 5.36% | 6.81% | 4.65% | 5.36% |
| Apr 2022 | 4.05% | 0.60% | 4.65% | 2.42% | 7.07% | 8.96% | 6.14% | 7.07% |

| | | | | | | | | |
|----------|-------|-------|-------|-------|-------|--------|-------|-------|
| Mar 2022 | 4.02% | 0.62% | 4.64% | 4.71% | 9.35% | 12.09% | 8.00% | 9.35% |
| Feb 2022 | 3.74% | 0.55% | 4.29% | 3.59% | 7.88% | 9.21% | 7.23% | 7.88% |
| Jan 2022 | 3.46% | 0.44% | 3.91% | 4.76% | 8.66% | 10.30% | 7.85% | 8.66% |
| 2022 | 4.16% | 0.67% | 4.83% | 2.02% | 6.85% | 8.34% | 6.11% | 6.85% |
| Dec 2021 | 4.67% | 0.61% | 5.28% | 2.59% | 7.87% | 9.09% | 7.26% | 7.87% |
| Nov 2021 | 4.29% | 0.90% | 5.19% | 2.49% | 7.68% | 9.35% | 6.87% | 7.68% |
| Oct 2021 | 4.07% | 0.68% | 4.74% | 1.77% | 6.51% | 8.03% | 5.79% | 6.51% |
| Sep 2021 | 3.76% | 0.56% | 4.32% | 1.30% | 5.62% | 6.80% | 5.04% | 5.62% |
| Aug 2021 | 3.79% | 0.51% | 4.29% | 1.36% | 5.65% | 7.07% | 4.99% | 5.65% |
| Jul 2021 | 3.48% | 0.50% | 3.98% | 0.91% | 4.89% | 6.05% | 4.35% | 4.89% |
| Jun 2021 | 3.49% | 0.47% | 3.95% | 0.69% | 4.64% | 6.16% | 3.93% | 4.64% |
| May 2021 | 3.07% | 0.48% | 3.55% | 0.80% | 4.34% | 6.04% | 3.54% | 4.34% |
| Apr 2021 | 3.26% | 0.44% | 3.69% | 1.00% | 4.70% | 6.29% | 3.95% | 4.70% |
| Mar 2021 | 3.31% | 0.40% | 3.71% | 1.24% | 4.95% | 6.41% | 4.26% | 4.95% |
| Feb 2021 | 3.43% | 0.53% | 3.96% | 2.43% | 6.39% | 7.77% | 5.72% | 6.39% |
| Jan 2021 | 3.60% | 0.54% | 4.14% | 4.52% | 8.66% | 10.12% | 7.95% | 8.66% |
| 2021 | 3.68% | 0.55% | 4.23% | 1.75% | 5.98% | 7.44% | 5.29% | 5.98% |

