

## South/South West Hospital Group Employment Report: FEB 2024

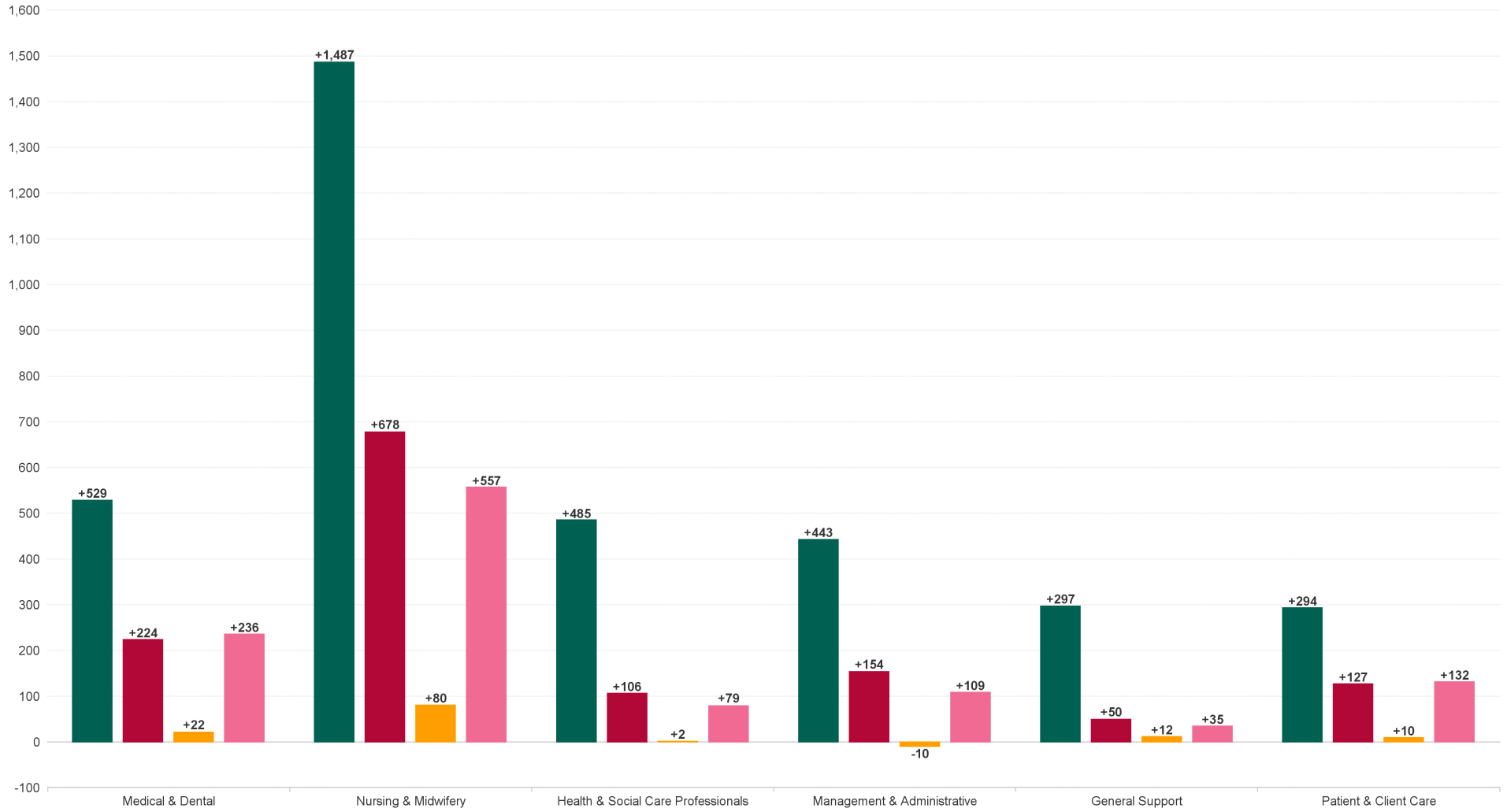
### Employment by Staff Group FEB 2024

| Employment by Staff Group FEB 2024            | WTE DEC 2019  | WTE DEC 2022  | WTE DEC 2023  | WTE JAN 2024  | WTE FEB 2024  | WTE Change 2023 | WTE Change 2024 | WTE Change JAN 2024 | WTE Change Dec 2022 to FEB 2024 | WTE Change Dec 2019 to FEB 2024 | % WTE Change Dec 2022 to FEB 2024 | No. FEB 2024  |
|---|---------------|---------------|---------------|---------------|---------------|-----------------|-----------------|---------------------|---------------------------------|---------------------------------|-----------------------------------|---------------|
| <b>Overall</b>                                | <b>10,527</b> | <b>12,723</b> | <b>13,946</b> | <b>13,996</b> | <b>14,061</b> | <b>+1,223</b>   | <b>+115</b>     | <b>+65</b>          | <b>+1,338</b>                   | <b>+3,534</b>                   | <b>10.52%</b>                     | <b>15,757</b> |
| Consultants                                   | 478           | 568           | 644           | 644           | 658           | +75             | +15             | +14                 | +90                             | +181                            | 15.83%                            | 703           |
| Registrars                                    | 509           | 633           | 682           | 691           | 700           | +49             | +18             | +9                  | +67                             | +191                            | 10.66%                            | 728           |
| Interns                                       | 144           | 178           | 175.76        | 175           | 174           | -2              | -2              | -1                  | -4                              | +30                             | -2.10%                            | 175           |
| Senior House Officer                          | 393           | 446           | 527.42        | 524           | 519           | +81             | -9              | -5                  | +72                             | +126                            | 16.16%                            | 531           |
| SHO/ Interns                                  | 537           | 624           | 703           | 699           | 693           | +79             | -11             | -6                  | +68                             | +156                            | 10.96%                            | 706           |
| Medical/ Dental, other                        | 9             | 12            | 11            | 10            | 10            | -1              | -1              | +0                  | -2                              | +1                              | -14.47%                           | 17            |
| <b>Medical &amp; Dental</b>                   | <b>1,533</b>  | <b>1,838</b>  | <b>2,040</b>  | <b>2,044</b>  | <b>2,062</b>  | <b>+202</b>     | <b>+22</b>      | <b>+18</b>          | <b>+224</b>                     | <b>+529</b>                     | <b>12.19%</b>                     | <b>2,154</b>  |
| Nurse/ Midwife Manager                        | 858           | 945           | 1,060         | 1,080         | 1,075         | +116            | +14             | -5                  | +130                            | +217                            | 13.76%                            | 1,185         |
| Nurse/ Midwife Specialist & AN/MP             | 144           | 257           | 334           | 334           | 338           | +77             | +4              | +5                  | +81                             | +194                            | 31.43%                            | 363           |
| Staff Nurse/ Staff Midwife                    | 3,124         | 3,759         | 4,181         | 4,148         | 4,159         | +422            | -22             | +11                 | +400                            | +1,035                          | 10.64%                            | 4,731         |
| Nursing/ Midwifery Student                    | 82            | 55            | 33            | 62            | 116           | -22             | +83             | +54                 | +61                             | +34                             | 110.40%                           | 217           |
| Nursing/ Midwifery other                      | 15            | 16            | 21            | 21            | 22            | +5              | +1              | +0                  | +6                              | +7                              | 37.55%                            | 26            |
| <b>Nursing &amp; Midwifery</b>                | <b>4,223</b>  | <b>5,032</b>  | <b>5,629</b>  | <b>5,645</b>  | <b>5,709</b>  | <b>+597</b>     | <b>+80</b>      | <b>+64</b>          | <b>+678</b>                     | <b>+1,487</b>                   | <b>13.47%</b>                     | <b>6,522</b>  |
| Therapy Professions                           | 311           | 461           | 513           | 516           | 512           | +52             | -0              | -3                  | +52                             | +201                            | 11.18%                            | 583           |
| Health Science/ Diagnostics                   | 781           | 916           | 940           | 944           | 940           | +24             | +0              | -4                  | +24                             | +159                            | 2.64%                             | 1,086         |
| Social Workers                                | 33            | 47            | 55            | 56            | 57            | +8              | +2              | +0                  | +10                             | +24                             | 21.43%                            | 63            |
| Psychologists                                 | 2             | 6             | 13            | 12            | 12            | +7              | -1              | -0                  | +6                              | +10                             | 95.29%                            | 14            |
| Pharmacy                                      | 129           | 208           | 216           | 218           | 215           | +8              | -1              | -2                  | +7                              | +86                             | 3.55%                             | 251           |
| H&SC, Other                                   | 24            | 22            | 27            | 28            | 29            | +6              | +2              | +1                  | +7                              | +5                              | 33.97%                            | 29            |
| <b>Health &amp; Social Care Professionals</b> | <b>1,279</b>  | <b>1,659</b>  | <b>1,763</b>  | <b>1,774</b>  | <b>1,765</b>  | <b>+104</b>     | <b>+2</b>       | <b>-9</b>           | <b>+106</b>                     | <b>+485</b>                     | <b>6.39%</b>                      | <b>2,026</b>  |
| Management (VIII & above)                     | 50            | 75            | 74            | 75            | 75            | -1              | +1              | -0                  | -1                              | +25                             | -0.89%                            | 76            |
| Administrative/ Supervisory (V to VII)        | 265           | 426           | 506           | 504           | 502           | +80             | -3              | -2                  | +76                             | +237                            | 17.84%                            | 539           |
| Clerical (III & IV)                           | 1,269         | 1,371         | 1,457         | 1,450         | 1,450         | +86             | -7              | -1                  | +79                             | +180                            | 5.73%                             | 1,603         |
| <b>Management &amp; Administrative</b>        | <b>1,584</b>  | <b>1,873</b>  | <b>2,037</b>  | <b>2,030</b>  | <b>2,027</b>  | <b>+164</b>     | <b>-10</b>      | <b>-3</b>           | <b>+154</b>                     | <b>+443</b>                     | <b>8.22%</b>                      | <b>2,218</b>  |
| Support                                       | 1,219         | 1,462         | 1,493         | 1,522         | 1,506         | +31             | +13             | -16                 | +45                             | +288                            | 3.05%                             | 1,728         |
| Maintenance/ Technical                        | 33            | 37            | 43            | 43            | 42            | +7              | -2              | -1                  | +5                              | +9                              | 13.60%                            | 44            |
| <b>General Support</b>                        | <b>1,251</b>  | <b>1,499</b>  | <b>1,537</b>  | <b>1,565</b>  | <b>1,548</b>  | <b>+38</b>      | <b>+12</b>      | <b>-17</b>          | <b>+50</b>                      | <b>+297</b>                     | <b>3.30%</b>                      | <b>1,772</b>  |
| Health Care Assistants                        | 642           | 805           | 897           | 896           | 904           | +93             | +6              | +8                  | +99                             | +262                            | 12.31%                            | 1,011         |
| Care, other                                   | 15            | 19            | 44            | 43            | 47            | +25             | +3              | +3                  | +28                             | +31                             | 147.02%                           | 54            |
| <b>Patient &amp; Client Care</b>              | <b>657</b>    | <b>824</b>    | <b>941</b>    | <b>939</b>    | <b>950</b>    | <b>+117</b>     | <b>+10</b>      | <b>+11</b>          | <b>+127</b>                     | <b>+294</b>                     | <b>15.41%</b>                     | <b>1,065</b>  |



# WTE Change by Staff Category

■ WTE change since DEC 2019 ■ WTE change since DEC 2022 ■ WTE change since DEC 2023 ■ WTE change since FEB 2023

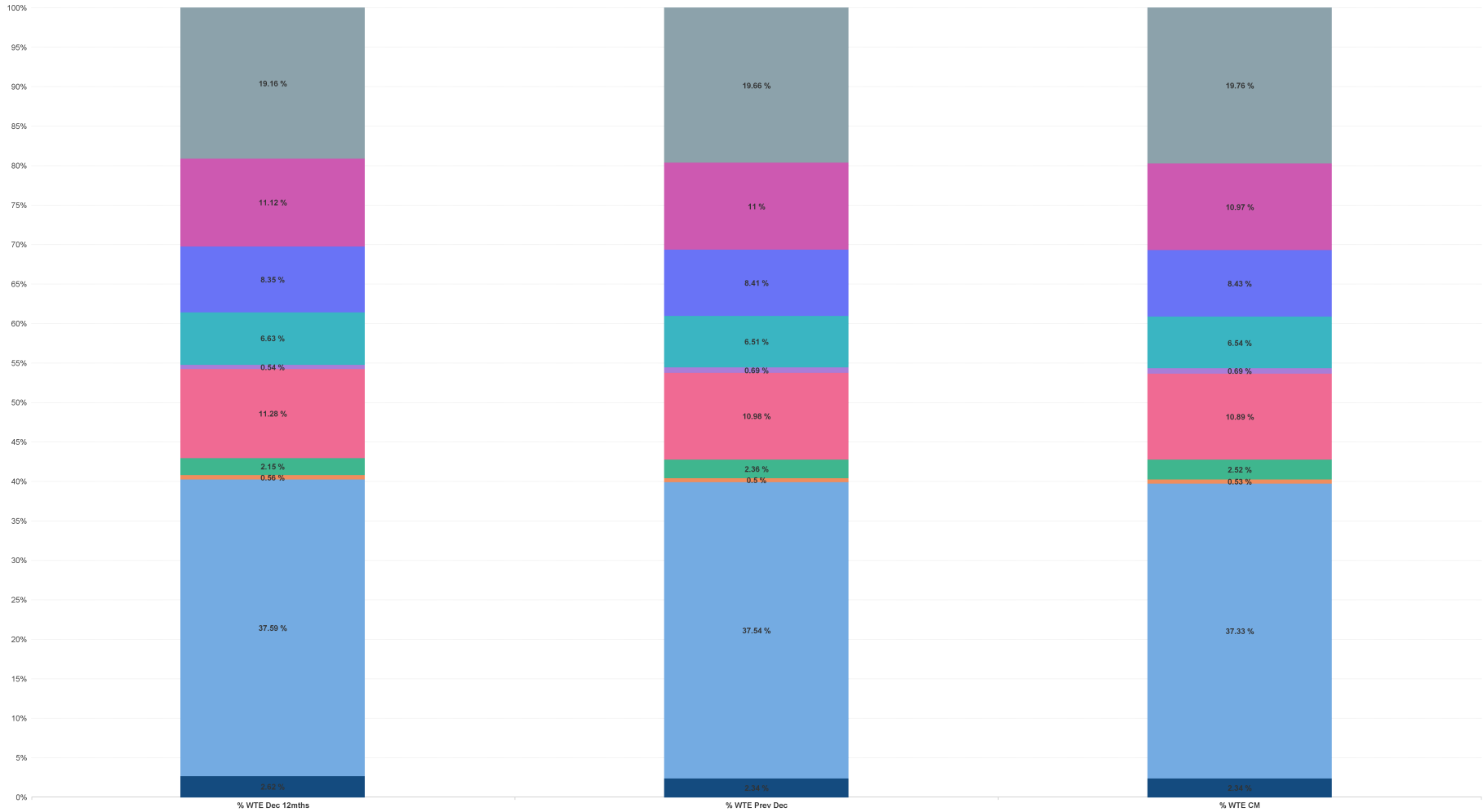


## Employment Report by Hospital : FEB 2024

| Hospitals FEB 2024                  | WTE DEC 2019  | WTE DEC 2022  | WTE DEC 2023  | WTE JAN 2024  | WTE FEB 2024  | WTE Change 2023 | WTE Change 2024 | WTE Change JAN 2024 | WTE Change Dec 2022 to FEB 2024 | WTE Change Dec 2019 to FEB 2024 | % WTE Change Dec 2022 to FEB 2024 | No. FEB 2024  |
|-------------------------------------|---------------|---------------|---------------|---------------|---------------|-----------------|-----------------|---------------------|---------------------------------|---------------------------------|-----------------------------------|---------------|
| <b>Overall</b>                      | <b>10,527</b> | <b>12,723</b> | <b>13,946</b> | <b>13,996</b> | <b>14,061</b> | <b>+1,223</b>   | <b>+115</b>     | <b>+65</b>          | <b>+1,338</b>                   | <b>+3,534</b>                   | <b>10.52%</b>                     | <b>15,757</b> |
| Cork University                     | 4,014         | 4,782         | 5,235         | 5,222         | 5,249         | +453            | +15             | +27                 | +467                            | +1,235                          | 9.77%                             | 5,913         |
| UH Waterford                        | 1,949         | 2,437         | 2,742         | 2,758         | 2,778         | +304            | +36             | +20                 | +340                            | +829                            | 13.97%                            | 3,023         |
| UH Kerry                            | 1,114         | 1,415         | 1,535         | 1,539         | 1,543         | +119            | +9              | +4                  | +128                            | +429                            | 9.02%                             | 1,740         |
| Mercy University                    | 1,173         | 1,435         | 1,532         | 1,540         | 1,531         | +97             | -1              | -9                  | +96                             | +359                            | 6.70%                             | 1,715         |
| South Tipperary General             | 868           | 1,062         | 1,174         | 1,185         | 1,185         | +111            | +12             | +0                  | +123                            | +318                            | 11.57%                            | 1,323         |
| South Infirmary Victoria University | 787           | 844           | 908           | 916           | 919           | +64             | +11             | +3                  | +75                             | +133                            | 8.92%                             | 1,079         |
| Bantry General                      | 266           | 333           | 327           | 328           | 330           | -6              | +3              | +2                  | -4                              | +63                             | -1.10%                            | 383           |
| Mallow General                      | 252           | 273           | 329           | 339           | 355           | +56             | +25             | +16                 | +81                             | +103                            | 29.80%                            | 395           |
| Lourdes Orthopaedic Kilcreene       | 70            | 71            | 70            | 72            | 74            | -1              | +4              | +2                  | +3                              | +4                              | 4.10%                             | 83            |
| SSWHG HQ                            | 35            | 69            | 96            | 97            | 97            | +27             | +1              | -0                  | +28                             | +62                             | 40.17%                            | 103           |



### % Total by Hospital



- Bantry General
- Cork University
- Orthopaedic
- Mallow General
- Mercy University
- SSWHG HQ
- South Infirmary Victoria University
- South Tipperary General
- UH Kerry
- UH Waterford



## Employment Report by HSE/S38: FEB 2024

| Administration FEB 2024  | WTE DEC 2019  | WTE DEC 2022  | WTE DEC 2023  | WTE JAN 2024  | WTE FEB 2024  | WTE Change 2023 | WTE Change 2024 | WTE Change JAN 2024 | WTE Change Dec 2022 to FEB 2024 | WTE Change Dec 2019 to FEB 2024 | % WTE Change Dec 2022 to FEB 2024 | No. FEB 2024  |
|--------------------------|---------------|---------------|---------------|---------------|---------------|-----------------|-----------------|---------------------|---------------------------------|---------------------------------|-----------------------------------|---------------|
| <b>Overall</b>           | <b>10,527</b> | <b>12,723</b> | <b>13,946</b> | <b>13,996</b> | <b>14,061</b> | <b>+1,223</b>   | <b>+115</b>     | <b>+65</b>          | <b>+1,338</b>                   | <b>+3,534</b>                   | <b>10.52%</b>                     | <b>15,757</b> |
| Health Service Executive | 8,568         | 10,444        | 11,506        | 11,540        | 11,611        | +1,062          | +105            | +70                 | +1,167                          | +3,042                          | 11.17%                            | 12,963        |
| Section 38 Hospitals     | 1,959         | 2,279         | 2,440         | 2,456         | 2,450         | +161            | +11             | -6                  | +171                            | +491                            | 7.52%                             | 2,794         |



# Employment Report by Administration: FEB 2024

## Health Service Executive

| FEB 2024                                      | WTE DEC 2019 | WTE DEC 2022  | WTE DEC 2023  | WTE JAN 2024  | WTE FEB 2024  | WTE Change 2023 | WTE Change 2024 | WTE Change JAN 2024 | WTE Change Dec 2022 to FEB 2024 | WTE Change Dec 2019 to FEB 2024 | % WTE Change Dec 2022 to FEB 2024 | No. FEB 2024  |
|---|--------------|---------------|---------------|---------------|---------------|-----------------|-----------------|---------------------|---------------------------------|---------------------------------|-----------------------------------|---------------|
| <b>Total Health Service Executive</b>         | <b>8,568</b> | <b>10,444</b> | <b>11,506</b> | <b>11,540</b> | <b>11,611</b> | <b>+1,062</b>   | <b>105</b>      | <b>+70</b>          | <b>+1,167</b>                   | <b>+3,042</b>                   | <b>11.17%</b>                     | <b>12,963</b> |
| Consultants                                   | 401          | 477           | 547           | 546           | 560           | +70             | +13             | +14                 | +82                             | +159                            | 17.28%                            | 597           |
| Registrars                                    | 436          | 553           | 586           | 596           | 604           | +34             | +18             | +8                  | +51                             | +169                            | 9.31%                             | 630           |
| SHO/ Interns                                  | 439          | 506           | 590           | 585           | 579           | +84             | -11             | -5                  | +73                             | +141                            | 14.44%                            | 592           |
| Medical/ Dental, other                        | 9            | 12            | 11            | 10            | 10            | -1              | -1              | +0                  | -2                              | +1                              | -14.47%                           | 17            |
| <b>Medical &amp; Dental</b>                   | <b>1,285</b> | <b>1,549</b>  | <b>1,735</b>  | <b>1,736</b>  | <b>1,754</b>  | <b>+186</b>     | <b>+19</b>      | <b>+18</b>          | <b>+205</b>                     | <b>+469</b>                     | <b>13.26%</b>                     | <b>1,836</b>  |
| Nurse/ Midwife Manager                        | 663          | 736           | 849           | 869           | 866           | +113            | +17             | -3                  | +130                            | +203                            | 17.71%                            | 945           |
| Nurse/ Midwife Specialist & AN/MP             | 124          | 218           | 284           | 284           | 288           | +66             | +4              | +3                  | +70                             | +164                            | 32.12%                            | 309           |
| Staff Nurse/ Staff Midwife                    | 2,620        | 3,166         | 3,524         | 3,494         | 3,506         | +359            | -18             | +13                 | +341                            | +887                            | 10.76%                            | 3,980         |
| Nursing/ Midwifery Student                    | 80           | 53            | 31            | 51            | 101           | -22             | +70             | +51                 | +48                             | +21                             | 90.11%                            | 191           |
| Nursing/ Midwifery other                      | 9            | 10            | 14            | 14            | 15            | +4              | +1              | +0                  | +5                              | +6                              | 55.71%                            | 18            |
| <b>Nursing &amp; Midwifery</b>                | <b>3,496</b> | <b>4,182</b>  | <b>4,702</b>  | <b>4,712</b>  | <b>4,776</b>  | <b>+520</b>     | <b>+75</b>      | <b>+65</b>          | <b>+594</b>                     | <b>+1,281</b>                   | <b>14.21%</b>                     | <b>5,443</b>  |
| Therapy Professions                           | 238          | 368           | 412           | 413           | 412           | +45             | -0              | -1                  | +45                             | +174                            | 12.14%                            | 462           |
| Health Science/ Diagnostics                   | 671          | 784           | 815           | 817           | 815           | +31             | +0              | -2                  | +31                             | +144                            | 3.99%                             | 926           |
| Social Workers                                | 21           | 36            | 42            | 42            | 43            | +6              | +1              | +0                  | +6                              | +21                             | 17.38%                            | 48            |
| Psychologists                                 |              | 4             | 11            | 11            | 11            | +7              | -0              | -0                  | +7                              | +11                             | 168.86%                           | 13            |
| Pharmacy                                      | 97           | 165           | 169           | 171           | 170           | +4              | +1              | -1                  | +5                              | +73                             | 3.00%                             | 196           |
| H&SC, Other                                   | 20           | 19            | 25            | 26            | 27            | +7              | +2              | +1                  | +8                              | +7                              | 44.87%                            | 27            |
| <b>Health &amp; Social Care Professionals</b> | <b>1,047</b> | <b>1,375</b>  | <b>1,474</b>  | <b>1,480</b>  | <b>1,477</b>  | <b>+99</b>      | <b>+3</b>       | <b>-3</b>           | <b>+102</b>                     | <b>+430</b>                     | <b>7.43%</b>                      | <b>1,672</b>  |
| Management (VIII & above)                     | 35           | 55            | 51            | 52            | 52            | -4              | +1              | -0                  | -4                              | +17                             | -6.63%                            | 53            |
| Administrative/ Supervisory (V to VII)        | 184          | 316           | 389           | 385           | 386           | +73             | -3              | +0                  | +70                             | +201                            | 22.18%                            | 409           |
| Clerical (III & IV)                           | 960          | 1,036         | 1,092         | 1,080         | 1,078         | +56             | -14             | -1                  | +43                             | +119                            | 4.13%                             | 1,190         |
| <b>Management &amp; Administrative</b>        | <b>1,179</b> | <b>1,407</b>  | <b>1,532</b>  | <b>1,517</b>  | <b>1,516</b>  | <b>+125</b>     | <b>-16</b>      | <b>-1</b>           | <b>+109</b>                     | <b>+337</b>                     | <b>7.76%</b>                      | <b>1,652</b>  |
| Support                                       | 1,059        | 1,273         | 1,303         | 1,335         | 1,319         | +30             | +16             | -16                 | +46                             | +260                            | 3.58%                             | 1,499         |
| Maintenance/ Technical                        | 23           | 26            | 31            | 31            | 30            | +6              | -2              | -1                  | +4                              | +7                              | 15.52%                            | 32            |
| <b>General Support</b>                        | <b>1,082</b> | <b>1,299</b>  | <b>1,335</b>  | <b>1,366</b>  | <b>1,349</b>  | <b>+35</b>      | <b>+14</b>      | <b>-17</b>          | <b>+50</b>                      | <b>+267</b>                     | <b>3.82%</b>                      | <b>1,531</b>  |
| Health Care Assistants                        | 468          | 617           | 701           | 701           | 708           | +84             | +7              | +6                  | +91                             | +240                            | 14.72%                            | 792           |
| Care, other                                   | 13           | 16            | 29            | 29            | 31            | +13             | +3              | +3                  | +16                             | +19                             | 99.62%                            | 37            |
| <b>Patient &amp; Client Care</b>              | <b>480</b>   | <b>633</b>    | <b>730</b>    | <b>730</b>    | <b>739</b>    | <b>+97</b>      | <b>+10</b>      | <b>+9</b>           | <b>+107</b>                     | <b>+259</b>                     | <b>16.83%</b>                     | <b>829</b>    |



Section 38 Hospitals

| FEB 2024                                      | WTE DEC 2019 | WTE DEC 2022 | WTE DEC 2023 | WTE JAN 2024 | WTE FEB 2024 | WTE Change 2023 | WTE Change 2024 | WTE Change JAN 2024 | WTE Change Dec 2022 to FEB 2024 | WTE Change Dec 2019 to FEB 2024 | % WTE Change Dec 2022 to FEB 2024 | No. FEB 2024 |
|---|--------------|--------------|--------------|--------------|--------------|-----------------|-----------------|---------------------|---------------------------------|---------------------------------|-----------------------------------|--------------|
| <b>Total Section 38 Hospitals</b>             | <b>1,959</b> | <b>2,279</b> | <b>2,440</b> | <b>2,456</b> | <b>2,450</b> | <b>+161</b>     | <b>11</b>       | <b>-5</b>           | <b>+171</b>                     | <b>+491</b>                     | <b>7.52%</b>                      | <b>2,794</b> |
| Consultants                                   | 77           | 91           | 96           | 98           | 98           | +6              | +2              | +0                  | +8                              | +22                             | 8.25%                             | 106          |
| Registrars                                    | 73           | 80           | 96           | 95           | 96           | +16             | +0              | +1                  | +16                             | +23                             | 19.93%                            | 98           |
| SHO/ Interns                                  | 98           | 118          | 113          | 114          | 113          | -5              | +0              | -1                  | -5                              | +15                             | -4.01%                            | 114          |
| <b>Medical &amp; Dental</b>                   | <b>249</b>   | <b>289</b>   | <b>305</b>   | <b>308</b>   | <b>308</b>   | <b>+16</b>      | <b>+3</b>       | <b>+0</b>           | <b>+19</b>                      | <b>+59</b>                      | <b>6.49%</b>                      | <b>318</b>   |
| Nurse/ Midwife Manager                        | 195          | 209          | 211          | 211          | 209          | +3              | -3              | -3                  | -0                              | +14                             | -0.13%                            | 240          |
| Nurse/ Midwife Specialist & AN/MP             | 21           | 40           | 50           | 49           | 51           | +11             | +0              | +1                  | +11                             | +30                             | 27.64%                            | 54           |
| Staff Nurse/ Staff Midwife                    | 504          | 593          | 656          | 654          | 652          | +63             | -4              | -2                  | +59                             | +148                            | 9.99%                             | 751          |
| Nursing/ Midwifery Student                    | 2            | 2            | 3            | 12           | 15           | +1              | +13             | +4                  | +13                             | +13                             | 650.00%                           | 26           |
| Nursing/ Midwifery other                      | 6            | 6            | 7            | 7            | 7            | +1              | +0              | +0                  | +1                              | +1                              | 10.24%                            | 8            |
| <b>Nursing &amp; Midwifery</b>                | <b>727</b>   | <b>850</b>   | <b>927</b>   | <b>934</b>   | <b>933</b>   | <b>+78</b>      | <b>+6</b>       | <b>-0</b>           | <b>+84</b>                      | <b>+206</b>                     | <b>9.84%</b>                      | <b>1,079</b> |
| Therapy Professions                           | 73           | 93           | 101          | 103          | 100          | +7              | -0              | -3                  | +7                              | +27                             | 7.41%                             | 121          |
| Health Science/ Diagnostics                   | 110          | 132          | 125          | 127          | 125          | -7              | -0              | -2                  | -7                              | +15                             | -5.41%                            | 160          |
| Social Workers                                | 11           | 10           | 13           | 14           | 14           | +3              | +1              | +0                  | +4                              | +3                              | 35.47%                            | 15           |
| Psychologists                                 | 2            | 2            | 2            | 1            | 1            | +0              | -1              | +0                  | -1                              | -1                              | -50.00%                           | 1            |
| Pharmacy                                      | 32           | 43           | 47           | 47           | 46           | +4              | -1              | -1                  | +2                              | +13                             | 5.64%                             | 55           |
| H&SC, Other                                   | 4            | 3            | 2            | 2            | 2            | -1              | +0              | +0                  | -1                              | -2                              | -33.33%                           | 2            |
| <b>Health &amp; Social Care Professionals</b> | <b>232</b>   | <b>284</b>   | <b>289</b>   | <b>294</b>   | <b>288</b>   | <b>+6</b>       | <b>-2</b>       | <b>-6</b>           | <b>+4</b>                       | <b>+56</b>                      | <b>1.38%</b>                      | <b>354</b>   |
| Management (VIII & above)                     | 15           | 20           | 23           | 23           | 23           | +3              | +0              | +0                  | +3                              | +8                              | 15.00%                            | 23           |
| Administrative/ Supervisory (V to VII)        | 81           | 111          | 117          | 119          | 117          | +6              | -0              | -2                  | +6                              | +36                             | 5.45%                             | 130          |
| Clerical (III & IV)                           | 309          | 335          | 365          | 370          | 371          | +29             | +7              | +1                  | +36                             | +62                             | 10.66%                            | 413          |
| <b>Management &amp; Administrative</b>        | <b>405</b>   | <b>466</b>   | <b>505</b>   | <b>513</b>   | <b>511</b>   | <b>+39</b>      | <b>+6</b>       | <b>-2</b>           | <b>+45</b>                      | <b>+106</b>                     | <b>9.61%</b>                      | <b>566</b>   |
| Support                                       | 160          | 189          | 190          | 187          | 187          | +2              | -3              | +0                  | -1                              | +28                             | -0.57%                            | 229          |
| Maintenance/ Technical                        | 10           | 11           | 12           | 12           | 12           | +1              | +0              | +0                  | +1                              | +2                              | 9.09%                             | 12           |
| <b>General Support</b>                        | <b>170</b>   | <b>200</b>   | <b>202</b>   | <b>199</b>   | <b>199</b>   | <b>+3</b>       | <b>-3</b>       | <b>+0</b>           | <b>-0</b>                       | <b>+30</b>                      | <b>-0.04%</b>                     | <b>241</b>   |
| Health Care Assistants                        | 174          | 188          | 196          | 194          | 196          | +9              | -1              | +2                  | +8                              | +22                             | 4.38%                             | 219          |
| Care, other                                   | 3            | 3            | 15           | 15           | 15           | +11             | +1              | +1                  | +12                             | +13                             | 379.75%                           | 17           |
| <b>Patient &amp; Client Care</b>              | <b>177</b>   | <b>191</b>   | <b>211</b>   | <b>209</b>   | <b>211</b>   | <b>+20</b>      | <b>+0</b>       | <b>+2</b>           | <b>+20</b>                      | <b>+35</b>                      | <b>10.69%</b>                     | <b>236</b>   |



# Employment Report by Grade Group: FEB 2024

## Bantry General

| FEB 2024                                      | WTE DEC 2019 | WTE DEC 2022 | WTE DEC 2023 | WTE JAN 2024 | WTE FEB 2024 | WTE Change 2023 | WTE Change 2024 | WTE Change JAN 2024 | WTE Change Dec 2022 to FEB 2024 | WTE Change Dec 2019 to FEB 2024 | % WTE Change Dec 2022 to FEB 2024 | No. FEB 2024 |
|---|--------------|--------------|--------------|--------------|--------------|-----------------|-----------------|---------------------|---------------------------------|---------------------------------|-----------------------------------|--------------|
| <b>Overall</b>                                | <b>266</b>   | <b>333</b>   | <b>327</b>   | <b>328</b>   | <b>330</b>   | <b>-6</b>       | <b>+3</b>       | <b>+2</b>           | <b>-4</b>                       | <b>+63</b>                      | <b>-1.10%</b>                     | <b>383</b>   |
| Consultants                                   | 4            | 7            | 6            | 7            | 7            | -1              | +1              | +0                  | +0                              | +2                              | 0.00%                             | 8            |
| Registrars                                    | 6            | 9            | 6            | 6            | 5            | -3              | -1              | -1                  | -4                              | -1                              | -42.36%                           | 6            |
| SHO/ Interns                                  | 13           | 14           | 14           | 14           | 14           | +0              | -0              | -0                  | -0                              | +1                              | -1.80%                            | 14           |
| Medical/ Dental, other                        | 0            | 1            | 1            | 1            | 1            | -0              | +0              | +0                  | -0                              | +0                              | -2.50%                            | 3            |
| <b>Medical &amp; Dental</b>                   | <b>24</b>    | <b>30</b>    | <b>27</b>    | <b>28</b>    | <b>26</b>    | <b>-3.4</b>     | <b>-0.7</b>     | <b>-1.2</b>         | <b>-4.1</b>                     | <b>+2.5</b>                     | <b>-13.37%</b>                    | <b>31</b>    |
| Nurse/ Midwife Manager                        | 28           | 37           | 36           | 36           | 34           | -1              | -2              | -2                  | -3                              | +7                              | -7.94%                            | 38           |
| Nurse/ Midwife Specialist & AN/MP             | 2            | 5            | 5            | 5            | 7            | -0              | +2              | +2                  | +2                              | +5                              | 39.09%                            | 7            |
| Staff Nurse/ Staff Midwife                    | 83           | 97           | 102          | 103          | 105          | +5              | +3              | +2                  | +8                              | +22                             | 8.37%                             | 123          |
| Nursing/ Midwifery Student                    |              | 1            |              |              |              | -1              |                 |                     | -1                              |                                 | -100.00%                          |              |
| <b>Nursing &amp; Midwifery</b>                | <b>112</b>   | <b>140</b>   | <b>143</b>   | <b>144</b>   | <b>146</b>   | <b>+3.1</b>     | <b>+3.0</b>     | <b>+1.7</b>         | <b>+6.1</b>                     | <b>+33.7</b>                    | <b>4.35%</b>                      | <b>168</b>   |
| Therapy Professions                           | 8            | 12           | 11           | 11           | 11           | -1              | -1              | -1                  | -2                              | +3                              | -12.72%                           | 13           |
| Health Science/ Diagnostics                   | 17           | 21           | 20           | 20           | 20           | -0              | -0              | -0                  | -1                              | +2                              | -4.07%                            | 25           |
| Pharmacy                                      | 2            | 3            | 2            | 3            | 3            | -0              | +0              | -0                  | -0                              | +1                              | -6.69%                            | 3            |
| <b>Health &amp; Social Care Professionals</b> | <b>28</b>    | <b>36</b>    | <b>34</b>    | <b>34</b>    | <b>33</b>    | <b>-1.5</b>     | <b>-1.1</b>     | <b>-0.8</b>         | <b>-2.6</b>                     | <b>+5.5</b>                     | <b>-7.26%</b>                     | <b>41</b>    |
| Management (VIII & above)                     |              | 1            | 1            | 2            | 1            | -0              | -0              | -1                  | -1                              | +1                              | -50.00%                           | 1            |
| Administrative/ Supervisory (V to VII)        | 4            | 4            | 5            | 4            | 6            | +1              | +1              | +2                  | +2                              | +3                              | 48.71%                            | 7            |
| Clerical (III & IV)                           | 21           | 29           | 27           | 27           | 27           | -3              | -0              | -0                  | -3                              | +6                              | -9.15%                            | 32           |
| <b>Management &amp; Administrative</b>        | <b>25</b>    | <b>35</b>    | <b>33</b>    | <b>33</b>    | <b>34</b>    | <b>-1.9</b>     | <b>+0.8</b>     | <b>+1.0</b>         | <b>-1.1</b>                     | <b>+8.6</b>                     | <b>-3.20%</b>                     | <b>40</b>    |
| Support                                       | 20           | 20           | 22           | 22           | 23           | +1              | +1              | +1                  | +2                              | +2                              | 11.92%                            | 25           |
| Maintenance/ Technical                        | 1            | 1            | 1            | 1            | 1            | +0              | +0              | +0                  | +0                              | +0                              | 1.01%                             | 1            |
| <b>General Support</b>                        | <b>21</b>    | <b>21</b>    | <b>23</b>    | <b>23</b>    | <b>24</b>    | <b>+1.4</b>     | <b>+1.0</b>     | <b>+0.5</b>         | <b>+2.4</b>                     | <b>+2.3</b>                     | <b>11.41%</b>                     | <b>26</b>    |
| Health Care Assistants                        | 56           | 71           | 66           | 66           | 66           | -5              | +0              | +1                  | -4                              | +11                             | -6.22%                            | 74           |
| Care, other                                   | 1            | 1            | 1            | 1            | 1            | +0              | -0              | +0                  | +0                              | +0                              | 0.00%                             | 3            |
| <b>Patient &amp; Client Care</b>              | <b>56</b>    | <b>71</b>    | <b>67</b>    | <b>66</b>    | <b>67</b>    | <b>-4.2</b>     | <b>-0.2</b>     | <b>+0.6</b>         | <b>-4.4</b>                     | <b>+10.7</b>                    | <b>-6.17%</b>                     | <b>77</b>    |





| FEB 2024                                      | WTE DEC 2019 | WTE DEC 2022 | WTE DEC 2023 | WTE JAN 2024 | WTE FEB 2024 | WTE Change 2023 | WTE Change 2024 | WTE Change JAN 2024 | WTE Change Dec 2022 to FEB 2024 | WTE Change Dec 2019 to FEB 2024 | % WTE Change Dec 2022 to FEB 2024 | No. FEB 2024 |
|---|--------------|--------------|--------------|--------------|--------------|-----------------|-----------------|---------------------|---------------------------------|---------------------------------|-----------------------------------|--------------|
| <b>Overall</b>                                | <b>4,014</b> | <b>4,782</b> | <b>5,235</b> | <b>5,222</b> | <b>5,249</b> | <b>+453</b>     | <b>+15</b>      | <b>+27</b>          | <b>+467</b>                     | <b>+1,235</b>                   | <b>9.77%</b>                      | <b>5,913</b> |
| Consultants                                   | 205          | 239          | 289          | 290          | 289          | +50             | -0              | -1                  | +50                             | +84                             | 20.95%                            | 311          |
| Registrars                                    | 214          | 266          | 291          | 296          | 308          | +25             | +16             | +12                 | +41                             | +94                             | 15.48%                            | 324          |
| SHO/ Interns                                  | 179          | 205          | 242          | 239          | 233          | +37             | -9              | -6                  | +28                             | +54                             | 13.46%                            | 239          |
| Medical/ Dental, other                        | 6            | 6            | 5            | 4            | 5            | -1              | -0              | +0                  | -1                              | -1                              | -19.09%                           | 9            |
| <b>Medical &amp; Dental</b>                   | <b>604</b>   | <b>716</b>   | <b>827</b>   | <b>829</b>   | <b>834</b>   | <b>+111.5</b>   | <b>+6.3</b>     | <b>+5.1</b>         | <b>+117.8</b>                   | <b>+229.8</b>                   | <b>16.45%</b>                     | <b>883</b>   |
| Nurse/ Midwife Manager                        | 270          | 300          | 355          | 360          | 360          | +54             | +5              | -0                  | +59                             | +89                             | 19.76%                            | 397          |
| Nurse/ Midwife Specialist & AN/MP             | 58           | 108          | 131          | 131          | 133          | +24             | +2              | +2                  | +25                             | +75                             | 23.54%                            | 146          |
| Staff Nurse/ Staff Midwife                    | 1,250        | 1,454        | 1,626        | 1,604        | 1,617        | +172            | -9              | +13                 | +163                            | +366                            | 11.21%                            | 1,826        |
| Nursing/ Midwifery Student                    | 55           | 39           | 22           | 28           | 55           | -17             | +33             | +27                 | +16                             | -0                              | 39.97%                            | 103          |
| Nursing/ Midwifery other                      | 3            | 4            | 5            | 5            | 5            | +1              | -0              | +0                  | +1                              | +2                              | 31.93%                            | 6            |
| <b>Nursing &amp; Midwifery</b>                | <b>1,637</b> | <b>1,905</b> | <b>2,139</b> | <b>2,127</b> | <b>2,169</b> | <b>+234.2</b>   | <b>+30.3</b>    | <b>+42.0</b>        | <b>+264.5</b>                   | <b>+532.5</b>                   | <b>13.89%</b>                     | <b>2,478</b> |
| Therapy Professions                           | 121          | 190          | 219          | 216          | 215          | +29             | -4              | -2                  | +25                             | +94                             | 13.21%                            | 237          |
| Health Science/ Diagnostics                   | 377          | 417          | 417          | 417          | 418          | +0              | +1              | +2                  | +1                              | +41                             | 0.31%                             | 480          |
| Social Workers                                | 16           | 24           | 25           | 25           | 25           | +1              | +0              | +0                  | +1                              | +9                              | 3.89%                             | 29           |
| Psychologists                                 |              | 4            | 10           | 10           | 10           | +6              | -0              | -0                  | +6                              | +10                             | 143.54%                           | 12           |
| Pharmacy                                      | 46           | 80           | 83           | 84           | 85           | +3              | +2              | +1                  | +5                              | +39                             | 6.60%                             | 99           |
| H&SC, Other                                   | 13           | 9            | 15           | 15           | 16           | +6              | +1              | +1                  | +6                              | +3                              | 69.30%                            | 16           |
| <b>Health &amp; Social Care Professionals</b> | <b>573</b>   | <b>724</b>   | <b>768</b>   | <b>767</b>   | <b>769</b>   | <b>+44.0</b>    | <b>+0.8</b>     | <b>+2.5</b>         | <b>+44.8</b>                    | <b>+195.9</b>                   | <b>6.18%</b>                      | <b>873</b>   |
| Management (VIII & above)                     | 10           | 18           | 17           | 17           | 16           | -1              | -1              | -1                  | -2                              | +6                              | -11.35%                           | 16           |
| Administrative/ Supervisory (V to VII)        | 82           | 125          | 149          | 149          | 148          | +24             | -2              | -2                  | +23                             | +65                             | 18.01%                            | 155          |
| Clerical (III & IV)                           | 387          | 402          | 379          | 367          | 364          | -23             | -15             | -3                  | -38                             | -24                             | -9.53%                            | 408          |
| <b>Management &amp; Administrative</b>        | <b>480</b>   | <b>545</b>   | <b>545</b>   | <b>533</b>   | <b>527</b>   | <b>-0.3</b>     | <b>-17.5</b>    | <b>-5.9</b>         | <b>-17.8</b>                    | <b>+47.8</b>                    | <b>-3.26%</b>                     | <b>579</b>   |
| Support                                       | 545          | 664          | 666          | 679          | 658          | +1              | -7              | -21                 | -6                              | +113                            | -0.91%                            | 773          |
| Maintenance/ Technical                        | 2            | 1            | 2            | 2            | 2            | +1              | +0              | +0                  | +1                              | +0                              | 68.24%                            | 3            |
| <b>General Support</b>                        | <b>547</b>   | <b>666</b>   | <b>668</b>   | <b>681</b>   | <b>661</b>   | <b>+2.3</b>     | <b>-7.4</b>     | <b>-20.5</b>        | <b>-5.1</b>                     | <b>+113.5</b>                   | <b>-0.76%</b>                     | <b>776</b>   |
| Health Care Assistants                        | 164          | 215          | 268          | 265          | 266          | +53             | -1              | +1                  | +52                             | +102                            | 24.00%                            | 300          |
| Care, other                                   | 9            | 11           | 19           | 20           | 23           | +8              | +3              | +3                  | +12                             | +14                             | 106.69%                           | 24           |
| <b>Patient &amp; Client Care</b>              | <b>173</b>   | <b>226</b>   | <b>287</b>   | <b>285</b>   | <b>289</b>   | <b>+61.1</b>    | <b>+2.1</b>     | <b>+4.2</b>         | <b>+63.2</b>                    | <b>+115.4</b>                   | <b>28.00%</b>                     | <b>324</b>   |



Lourdes Orthopaedic Kilcreene

| FEB 2024                               | WTE DEC 2019 | WTE DEC 2022 | WTE DEC 2023 | WTE JAN 2024 | WTE FEB 2024 | WTE Change 2023 | WTE Change 2024 | WTE Change JAN 2024 | WTE Change Dec 2022 to FEB 2024 | WTE Change Dec 2019 to FEB 2024 | % WTE Change Dec 2022 to FEB 2024 | No. FEB 2024 |
|--|--------------|--------------|--------------|--------------|--------------|-----------------|-----------------|---------------------|---------------------------------|---------------------------------|-----------------------------------|--------------|
| <b>Overall</b>                         | <b>70</b>    | <b>71</b>    | <b>70</b>    | <b>72</b>    | <b>74</b>    | <b>-1</b>       | <b>+4</b>       | <b>+2</b>           | <b>+3</b>                       | <b>+4</b>                       | <b>4.10%</b>                      | <b>83</b>    |
| Consultants                            | 2            | 2            | 2            | 2            | 2            | +0              | +0              | +0                  | +0                              | +0                              | 0.00%                             | 2            |
| SHO/ Interns                           | 5            | 5            | 5            | 5            | 5            | +0              | +0              | -0                  | +0                              | -0                              | 0.81%                             | 5            |
| Medical/ Dental, other                 |              | 1            | 1            | 1            | 1            | +0              | +0              | +0                  | +0                              | +1                              | 0.00%                             | 1            |
| <b>Medical &amp; Dental</b>            | <b>7</b>     | <b>8</b>     | <b>8</b>     | <b>8</b>     | <b>8</b>     | <b>+0.0</b>     | <b>+0.0</b>     | <b>-0.0</b>         | <b>+0.0</b>                     | <b>+1.0</b>                     | <b>0.50%</b>                      | <b>8</b>     |
| Nurse/ Midwife Manager                 | 7            | 7            | 6            | 6            | 6            | -1              | +0              | +0                  | -1                              | -1                              | -11.03%                           | 6            |
| Staff Nurse/ Staff Midwife             | 29           | 33           | 33           | 35           | 38           | -0              | +5              | +2                  | +5                              | +8                              | 14.23%                            | 45           |
| <b>Nursing &amp; Midwifery</b>         | <b>37</b>    | <b>40</b>    | <b>38</b>    | <b>41</b>    | <b>44</b>    | <b>-1.1</b>     | <b>+5.1</b>     | <b>+2.4</b>         | <b>+4.0</b>                     | <b>+7.0</b>                     | <b>10.00%</b>                     | <b>51</b>    |
| Administrative/ Supervisory (V to VII) |              |              | 1            | 1            | 1            | +1              | +0              | +0                  | +1                              | +1                              | -100.00%                          | 1            |
| Clerical (III & IV)                    | 7            | 7            | 6            | 6            | 6            | -1              | +0              | +0                  | -1                              | -1                              | -16.22%                           | 6            |
| <b>Management &amp; Administrative</b> | <b>7</b>     | <b>7</b>     | <b>7</b>     | <b>7</b>     | <b>7</b>     | <b>-0.1</b>     | <b>+0.0</b>     | <b>+0.0</b>         | <b>-0.1</b>                     | <b>-0.3</b>                     | <b>-1.20%</b>                     | <b>7</b>     |
| Support                                | 20           | 17           | 17           | 16           | 16           | -0              | -1              | -0                  | -1                              | -4                              | -6.00%                            | 17           |
| <b>General Support</b>                 | <b>20</b>    | <b>17</b>    | <b>17</b>    | <b>16</b>    | <b>16</b>    | <b>-0.3</b>     | <b>-0.8</b>     | <b>-0.5</b>         | <b>-1.0</b>                     | <b>-4.1</b>                     | <b>-6.00%</b>                     | <b>17</b>    |



Mallow General

| FEB 2024                                      | WTE DEC 2019 | WTE DEC 2022 | WTE DEC 2023 | WTE JAN 2024 | WTE FEB 2024 | WTE Change 2023 | WTE Change 2024 | WTE Change JAN 2024 | WTE Change Dec 2022 to FEB 2024 | WTE Change Dec 2019 to FEB 2024 | % WTE Change Dec 2022 to FEB 2024 | No. FEB 2024 |
|---|--------------|--------------|--------------|--------------|--------------|-----------------|-----------------|---------------------|---------------------------------|---------------------------------|-----------------------------------|--------------|
| <b>Overall</b>                                | <b>252</b>   | <b>273</b>   | <b>329</b>   | <b>339</b>   | <b>355</b>   | <b>+56</b>      | <b>+25</b>      | <b>+16</b>          | <b>+81</b>                      | <b>+103</b>                     | <b>29.80%</b>                     | <b>395</b>   |
| Consultants                                   | 11           | 8            | 9            | 9            | 9            | +1              | +0              | +0                  | +1                              | -2                              | 13.25%                            | 10           |
| Registrars                                    | 6            | 8            | 7            | 7            | 8            | -1              | +1              | +0                  | -0                              | +2                              | -4.65%                            | 8            |
| SHO/ Interns                                  | 10           | 16           | 16           | 17           | 17           | -1              | +1              | -0                  | +0                              | +7                              | 2.91%                             | 17           |
| <b>Medical &amp; Dental</b>                   | <b>27</b>    | <b>32</b>    | <b>31</b>    | <b>33</b>    | <b>34</b>    | <b>-1.0</b>     | <b>+2.2</b>     | <b>+0.4</b>         | <b>+1.2</b>                     | <b>+6.2</b>                     | <b>3.61%</b>                      | <b>35</b>    |
| Nurse/ Midwife Manager                        | 22           | 27           | 27           | 26           | 26           | +0              | -1              | -0                  | -1                              | +5                              | -2.80%                            | 28           |
| Nurse/ Midwife Specialist & AN/MP             | 1            | 5            | 6            | 5            | 5            | +1              | -1              | +0                  | -1                              | +4                              | -9.35%                            | 5            |
| Staff Nurse/ Staff Midwife                    | 85           | 80           | 108          | 112          | 113          | +28             | +5              | +1                  | +33                             | +28                             | 40.99%                            | 133          |
| Nursing/ Midwifery Student                    |              |              |              |              |              |                 |                 |                     |                                 |                                 | -100.00%                          |              |
| <b>Nursing &amp; Midwifery</b>                | <b>107</b>   | <b>113</b>   | <b>141</b>   | <b>144</b>   | <b>144</b>   | <b>+28.3</b>    | <b>+3.4</b>     | <b>+0.8</b>         | <b>+31.7</b>                    | <b>+37.2</b>                    | <b>28.07%</b>                     | <b>166</b>   |
| Therapy Professions                           | 5            | 5            | 4            | 4            | 5            | -1              | +1              | +1                  | -0                              | -0                              | -0.43%                            | 6            |
| Health Science/ Diagnostics                   | 14           | 14           | 16           | 15           | 15           | +2              | -1              | -0                  | +1                              | +1                              | 8.91%                             | 16           |
| Pharmacy                                      | 3            | 3            | 5            | 5            | 5            | +2              | -0              | +0                  | +2                              | +2                              | 55.26%                            | 6            |
| <b>Health &amp; Social Care Professionals</b> | <b>22</b>    | <b>22</b>    | <b>25</b>    | <b>24</b>    | <b>25</b>    | <b>+3.4</b>     | <b>-0.4</b>     | <b>+0.7</b>         | <b>+3.0</b>                     | <b>+2.7</b>                     | <b>14.01%</b>                     | <b>28</b>    |
| Management (VIII & above)                     |              | 1            | 1            | 1            | 1            | +0              | +0              | +0                  | +0                              | +1                              | 0.00%                             | 1            |
| Administrative/ Supervisory (V to VII)        | 5            | 7            | 7            | 7            | 7            | -0              | +0              | +0                  | +0                              | +2                              | 2.91%                             | 10           |
| Clerical (III & IV)                           | 34           | 35           | 35           | 35           | 37           | +1              | +2              | +2                  | +2                              | +3                              | 7.18%                             | 40           |
| <b>Management &amp; Administrative</b>        | <b>39</b>    | <b>43</b>    | <b>43</b>    | <b>43</b>    | <b>45</b>    | <b>+0.7</b>     | <b>+2.0</b>     | <b>+2.0</b>         | <b>+2.7</b>                     | <b>+6.4</b>                     | <b>6.29%</b>                      | <b>51</b>    |
| Support                                       | 12           | 22           | 37           | 41           | 50           | +16             | +12             | +8                  | +28                             | +38                             | 129.70%                           | 52           |
| <b>General Support</b>                        | <b>12</b>    | <b>22</b>    | <b>37</b>    | <b>41</b>    | <b>50</b>    | <b>+15.6</b>    | <b>+12.4</b>    | <b>+8.1</b>         | <b>+28.0</b>                    | <b>+37.5</b>                    | <b>129.70%</b>                    | <b>52</b>    |
| Health Care Assistants                        | 44           | 40           | 48           | 50           | 54           | +8              | +6              | +4                  | +14                             | +10                             | 36.01%                            | 59           |
| Care, other                                   | 0            | 2            | 3            | 3            | 3            | +1              | -0              | -0                  | +1                              | +3                              | 27.35%                            | 4            |
| <b>Patient &amp; Client Care</b>              | <b>44</b>    | <b>42</b>    | <b>51</b>    | <b>53</b>    | <b>57</b>    | <b>+9.0</b>     | <b>+5.9</b>     | <b>+4.0</b>         | <b>+14.9</b>                    | <b>+12.6</b>                    | <b>35.55%</b>                     | <b>63</b>    |



Mercy University

| FEB 2024                                      | WTE DEC 2019 | WTE DEC 2022 | WTE DEC 2023 | WTE JAN 2024 | WTE FEB 2024 | WTE Change 2023 | WTE Change 2024 | WTE Change JAN 2024 | WTE Change Dec 2022 to FEB 2024 | WTE Change Dec 2019 to FEB 2024 | % WTE Change Dec 2022 to FEB 2024 | No. FEB 2024 |
|---|--------------|--------------|--------------|--------------|--------------|-----------------|-----------------|---------------------|---------------------------------|---------------------------------|-----------------------------------|--------------|
| <b>Overall</b>                                | <b>1,173</b> | <b>1,435</b> | <b>1,532</b> | <b>1,540</b> | <b>1,531</b> | <b>+97</b>      | <b>-1</b>       | <b>-9</b>           | <b>+96</b>                      | <b>+359</b>                     | <b>6.70%</b>                      | <b>1,715</b> |
| Consultants                                   | 45           | 54           | 56           | 57           | 57           | +3              | +1              | +0                  | +4                              | +12                             | 6.77%                             | 60           |
| Registrars                                    | 53           | 57           | 73           | 72           | 72           | +16             | -1              | -0                  | +15                             | +19                             | 26.16%                            | 74           |
| SHO/ Interns                                  | 71           | 89           | 84           | 85           | 84           | -5              | +0              | -1                  | -5                              | +13                             | -5.32%                            | 85           |
| <b>Medical &amp; Dental</b>                   | <b>170</b>   | <b>200</b>   | <b>213</b>   | <b>214</b>   | <b>214</b>   | <b>+13.3</b>    | <b>+0.6</b>     | <b>-0.7</b>         | <b>+13.9</b>                    | <b>+44.2</b>                    | <b>6.95%</b>                      | <b>219</b>   |
| Nurse/ Midwife Manager                        | 129          | 141          | 143          | 143          | 141          | +1              | -2              | -2                  | -1                              | +12                             | -0.55%                            | 160          |
| Nurse/ Midwife Specialist & AN/MP             | 10           | 21           | 32           | 32           | 33           | +11             | +1              | +1                  | +12                             | +23                             | 54.20%                            | 35           |
| Staff Nurse/ Staff Midwife                    | 282          | 368          | 399          | 396          | 391          | +31             | -9              | -6                  | +22                             | +109                            | 6.03%                             | 432          |
| Nursing/ Midwifery Student                    | 2            | 2            | 3            | 12           | 15           | +1              | +13             | +4                  | +13                             | +13                             | 650.00%                           | 26           |
| Nursing/ Midwifery other                      | 3            | 4            | 4            | 4            | 4            | +0              | +0              | +0                  | +1                              | +1                              | 14.74%                            | 5            |
| <b>Nursing &amp; Midwifery</b>                | <b>425</b>   | <b>537</b>   | <b>581</b>   | <b>587</b>   | <b>583</b>   | <b>+43.8</b>    | <b>+2.8</b>     | <b>-3.1</b>         | <b>+46.6</b>                    | <b>+158.1</b>                   | <b>8.67%</b>                      | <b>658</b>   |
| Therapy Professions                           | 33           | 46           | 52           | 52           | 51           | +5              | -1              | -2                  | +4                              | +18                             | 8.83%                             | 56           |
| Health Science/ Diagnostics                   | 87           | 108          | 102          | 103          | 101          | -6              | -1              | -2                  | -7                              | +15                             | -6.35%                            | 122          |
| Social Workers                                | 8            | 8            | 10           | 11           | 11           | +3              | +0              | +0                  | +3                              | +2                              | 39.22%                            | 11           |
| Psychologists                                 | 1            | 2            | 2            | 1            | 1            | +0              | -1              | +0                  | -1                              | +0                              | -50.00%                           | 1            |
| Pharmacy                                      | 22           | 27           | 30           | 30           | 29           | +4              | -1              | -1                  | +2                              | +7                              | 9.16%                             | 36           |
| H&SC, Other                                   | 4            | 3            | 2            | 2            | 2            | -1              | +0              | +0                  | -1                              | -2                              | -33.33%                           | 2            |
| <b>Health &amp; Social Care Professionals</b> | <b>155</b>   | <b>194</b>   | <b>198</b>   | <b>199</b>   | <b>194</b>   | <b>+4.2</b>     | <b>-3.6</b>     | <b>-4.5</b>         | <b>+0.7</b>                     | <b>+39.1</b>                    | <b>0.35%</b>                      | <b>228</b>   |
| Management (VIII & above)                     | 8            | 12           | 15           | 15           | 15           | +3              | +0              | +0                  | +3                              | +7                              | 25.00%                            | 15           |
| Administrative/ Supervisory (V to VII)        | 40           | 60           | 66           | 67           | 66           | +6              | -0              | -1                  | +6                              | +26                             | 10.23%                            | 72           |
| Clerical (III & IV)                           | 167          | 185          | 192          | 194          | 195          | +8              | +3              | +1                  | +10                             | +28                             | 5.47%                             | 225          |
| <b>Management &amp; Administrative</b>        | <b>215</b>   | <b>256</b>   | <b>273</b>   | <b>276</b>   | <b>276</b>   | <b>+16.9</b>    | <b>+2.3</b>     | <b>-0.7</b>         | <b>+19.2</b>                    | <b>+60.8</b>                    | <b>7.49%</b>                      | <b>312</b>   |
| Support                                       | 61           | 81           | 80           | 79           | 80           | -1              | -0              | +0                  | -2                              | +19                             | -1.90%                            | 95           |
| Maintenance/ Technical                        | 6            | 7            | 8            | 8            | 8            | +1              | +0              | +0                  | +1                              | +2                              | 14.29%                            | 8            |
| <b>General Support</b>                        | <b>67</b>    | <b>88</b>    | <b>88</b>    | <b>87</b>    | <b>88</b>    | <b>-0.4</b>     | <b>-0.1</b>     | <b>+0.1</b>         | <b>-0.5</b>                     | <b>+20.7</b>                    | <b>-0.61%</b>                     | <b>103</b>   |
| Health Care Assistants                        | 138          | 157          | 164          | 162          | 161          | +7              | -3              | -1                  | +4                              | +23                             | 2.65%                             | 178          |
| Care, other                                   | 3            | 3            | 15           | 15           | 15           | +11             | +1              | +1                  | +12                             | +13                             | 379.75%                           | 17           |
| <b>Patient &amp; Client Care</b>              | <b>141</b>   | <b>160</b>   | <b>179</b>   | <b>176</b>   | <b>176</b>   | <b>+18.8</b>    | <b>-2.5</b>     | <b>-0.0</b>         | <b>+16.3</b>                    | <b>+35.6</b>                    | <b>10.21%</b>                     | <b>195</b>   |



SSWHG HQ

| FEB 2024                                      | WTE DEC 2019 | WTE DEC 2022 | WTE DEC 2023 | WTE JAN 2024 | WTE FEB 2024 | WTE Change 2023 | WTE Change 2024 | WTE Change JAN 2024 | WTE Change Dec 2022 to FEB 2024 | WTE Change Dec 2019 to FEB 2024 | % WTE Change Dec 2022 to FEB 2024 | No. FEB 2024 |
|---|--------------|--------------|--------------|--------------|--------------|-----------------|-----------------|---------------------|---------------------------------|---------------------------------|-----------------------------------|--------------|
| <b>Overall</b>                                | <b>35</b>    | <b>69</b>    | <b>96</b>    | <b>97</b>    | <b>97</b>    | <b>+27</b>      | <b>+1</b>       | <b>-0</b>           | <b>+28</b>                      | <b>+62</b>                      | <b>40.17%</b>                     | <b>103</b>   |
| Consultants                                   |              | 0            |              |              |              | -0              |                 |                     | -0                              |                                 | -100.00%                          |              |
| SHO/ Interns                                  |              |              |              |              |              |                 |                 |                     |                                 |                                 | -100.00%                          |              |
| Medical/ Dental, other                        | 1            | 2            | 1            | 1            | 1            | -1              | +0              | +0                  | -1                              | +0                              | -55.95%                           | 1            |
| <b>Medical &amp; Dental</b>                   | <b>1</b>     | <b>3</b>     | <b>1</b>     | <b>1</b>     | <b>1</b>     | <b>-1.6</b>     | <b>+0.0</b>     | <b>+0.0</b>         | <b>-1.6</b>                     | <b>+0.0</b>                     | <b>-61.69%</b>                    | <b>1</b>     |
| Nurse/ Midwife Manager                        | 4            | 9            | 11           | 11           | 11           | +2              | +0              | +0                  | +2                              | +7                              | 16.53%                            | 11           |
| <b>Nursing &amp; Midwifery</b>                | <b>4</b>     | <b>9</b>     | <b>11</b>    | <b>11</b>    | <b>11</b>    | <b>+1.6</b>     | <b>+0.0</b>     | <b>+0.0</b>         | <b>+1.6</b>                     | <b>+7.0</b>                     | <b>16.53%</b>                     | <b>11</b>    |
| Social Workers                                |              |              | 1            | 1            | 1            | +1              | +0              | +0                  | +1                              | +1                              | -100.00%                          | 1            |
| Pharmacy                                      |              | 2            |              |              |              | -2              |                 |                     | -2                              |                                 | -100.00%                          |              |
| H&SC, Other                                   |              | 0            |              |              |              | -0              |                 |                     | -0                              |                                 | -100.00%                          |              |
| <b>Health &amp; Social Care Professionals</b> |              | <b>2</b>     | <b>1</b>     | <b>1</b>     | <b>1</b>     | <b>-1.0</b>     | <b>+0.0</b>     | <b>+0.0</b>         | <b>-1.0</b>                     | <b>+1.0</b>                     | <b>-50.00%</b>                    | <b>1</b>     |
| Management (VIII & above)                     | 12           | 20           | 16           | 16           | 17           | -3              | +1              | +1                  | -2                              | +5                              | -11.64%                           | 18           |
| Administrative/ Supervisory (V to VII)        | 16           | 27           | 42           | 42           | 42           | +15             | +0              | +0                  | +15                             | +27                             | 55.80%                            | 45           |
| Clerical (III & IV)                           | 2            | 8            | 24           | 26           | 25           | +16             | +0              | -1                  | +16                             | +23                             | 190.77%                           | 27           |
| <b>Management &amp; Administrative</b>        | <b>30</b>    | <b>55</b>    | <b>83</b>    | <b>84</b>    | <b>84</b>    | <b>+27.8</b>    | <b>+1.1</b>     | <b>-0.2</b>         | <b>+29.0</b>                    | <b>+54.5</b>                    | <b>52.62%</b>                     | <b>90</b>    |
| Health Care Assistants                        |              | 0            |              |              |              | -0              |                 |                     | -0                              |                                 | -100.00%                          |              |
| <b>Patient &amp; Client Care</b>              |              | <b>0</b>     |              |              |              | <b>-0.1</b>     |                 |                     | <b>-0.1</b>                     |                                 | <b>-100.00%</b>                   |              |



South Infirmary Victoria University

| FEB 2024                                      | WTE DEC 2019 | WTE DEC 2022 | WTE DEC 2023 | WTE JAN 2024 | WTE FEB 2024 | WTE Change 2023 | WTE Change 2024 | WTE Change JAN 2024 | WTE Change Dec 2022 to FEB 2024 | WTE Change Dec 2019 to FEB 2024 | % WTE Change Dec 2022 to FEB 2024 | No. FEB 2024 |
|---|--------------|--------------|--------------|--------------|--------------|-----------------|-----------------|---------------------|---------------------------------|---------------------------------|-----------------------------------|--------------|
| <b>Overall</b>                                | <b>787</b>   | <b>844</b>   | <b>908</b>   | <b>916</b>   | <b>919</b>   | <b>+64</b>      | <b>+11</b>      | <b>+3</b>           | <b>+75</b>                      | <b>+133</b>                     | <b>8.92%</b>                      | <b>1,079</b> |
| Consultants                                   | 32           | 37           | 40           | 41           | 41           | +3              | +1              | +0                  | +4                              | +10                             | 10.38%                            | 46           |
| Registrars                                    | 20           | 23           | 23           | 23           | 24           | +0              | +1              | +1                  | +1                              | +3                              | 4.36%                             | 24           |
| SHO/ Interns                                  | 27           | 29           | 29           | 29           | 29           | +0              | +0              | +0                  | +0                              | +2                              | 0.00%                             | 29           |
| <b>Medical &amp; Dental</b>                   | <b>79</b>    | <b>89</b>    | <b>92</b>    | <b>93</b>    | <b>94</b>    | <b>+2.9</b>     | <b>+2.0</b>     | <b>+1.0</b>         | <b>+4.9</b>                     | <b>+15.1</b>                    | <b>5.46%</b>                      | <b>99</b>    |
| Nurse/ Midwife Manager                        | 66           | 67           | 69           | 69           | 68           | +1              | -1              | -1                  | +1                              | +2                              | 0.74%                             | 80           |
| Nurse/ Midwife Specialist & AN/MP             | 11           | 18           | 18           | 18           | 18           | +0              | -1              | +0                  | -1                              | +7                              | -3.28%                            | 19           |
| Staff Nurse/ Staff Midwife                    | 223          | 224          | 257          | 258          | 261          | +32             | +5              | +4                  | +37                             | +39                             | 16.50%                            | 319          |
| Nursing/ Midwifery other                      | 2            | 3            | 3            | 3            | 3            | +0              | +0              | +0                  | +0                              | +0                              | 3.53%                             | 3            |
| <b>Nursing &amp; Midwifery</b>                | <b>302</b>   | <b>313</b>   | <b>347</b>   | <b>347</b>   | <b>350</b>   | <b>+33.9</b>    | <b>+3.1</b>     | <b>+2.7</b>         | <b>+37.0</b>                    | <b>+47.9</b>                    | <b>11.84%</b>                     | <b>421</b>   |
| Therapy Professions                           | 40           | 47           | 49           | 51           | 50           | +2              | +1              | -1                  | +3                              | +9                              | 6.00%                             | 65           |
| Health Science/ Diagnostics                   | 23           | 24           | 23           | 24           | 24           | -1              | +0              | -1                  | -0                              | +1                              | -1.13%                            | 38           |
| Social Workers                                | 3            | 3            | 3            | 4            | 4            | +0              | +1              | +0                  | +1                              | +1                              | 25.27%                            | 4            |
| Psychologists                                 | 1            |              |              |              |              |                 |                 |                     |                                 | -1                              | -100.00%                          |              |
| Pharmacy                                      | 10           | 17           | 17           | 17           | 17           | +0              | +0              | +0                  | +0                              | +6                              | 0.00%                             | 19           |
| <b>Health &amp; Social Care Professionals</b> | <b>77</b>    | <b>90</b>    | <b>92</b>    | <b>95</b>    | <b>93</b>    | <b>+1.4</b>     | <b>+1.9</b>     | <b>-1.6</b>         | <b>+3.3</b>                     | <b>+16.5</b>                    | <b>3.62%</b>                      | <b>126</b>   |
| Management (VIII & above)                     | 7            | 8            | 8            | 8            | 8            | +0              | +0              | +0                  | +0                              | +1                              | 0.00%                             | 8            |
| Administrative/ Supervisory (V to VII)        | 41           | 51           | 51           | 52           | 51           | -0              | +0              | -1                  | -0                              | +10                             | -0.12%                            | 58           |
| Clerical (III & IV)                           | 142          | 150          | 172          | 176          | 176          | +22             | +4              | +0                  | +26                             | +34                             | 17.04%                            | 188          |
| <b>Management &amp; Administrative</b>        | <b>190</b>   | <b>210</b>   | <b>231</b>   | <b>236</b>   | <b>235</b>   | <b>+21.6</b>    | <b>+4.0</b>     | <b>-1.0</b>         | <b>+25.6</b>                    | <b>+45.1</b>                    | <b>12.21%</b>                     | <b>254</b>   |
| Support                                       | 99           | 107          | 110          | 108          | 108          | +3              | -2              | +0                  | +0                              | +9                              | 0.43%                             | 134          |
| Maintenance/ Technical                        | 4            | 4            | 4            | 4            | 4            | +0              | +0              | +0                  | +0                              | +0                              | 0.00%                             | 4            |
| <b>General Support</b>                        | <b>103</b>   | <b>111</b>   | <b>114</b>   | <b>112</b>   | <b>112</b>   | <b>+2.9</b>     | <b>-2.5</b>     | <b>+0.0</b>         | <b>+0.5</b>                     | <b>+9.0</b>                     | <b>0.41%</b>                      | <b>138</b>   |
| Health Care Assistants                        | 36           | 31           | 32           | 33           | 35           | +1              | +3              | +2                  | +4                              | -1                              | 13.19%                            | 41           |
| <b>Patient &amp; Client Care</b>              | <b>36</b>    | <b>31</b>    | <b>32</b>    | <b>33</b>    | <b>35</b>    | <b>+1.5</b>     | <b>+2.6</b>     | <b>+2.3</b>         | <b>+4.1</b>                     | <b>-0.9</b>                     | <b>13.19%</b>                     | <b>41</b>    |



## South Tipperary General

| FEB 2024                                      | WTE DEC 2019 | WTE DEC 2022 | WTE DEC 2023 | WTE JAN 2024 | WTE FEB 2024 | WTE Change 2023 | WTE Change 2024 | WTE Change JAN 2024 | WTE Change Dec 2022 to FEB 2024 | WTE Change Dec 2019 to FEB 2024 | % WTE Change Dec 2022 to FEB 2024 | No. FEB 2024 |
|---|--------------|--------------|--------------|--------------|--------------|-----------------|-----------------|---------------------|---------------------------------|---------------------------------|-----------------------------------|--------------|
| <b>Overall</b>                                | <b>868</b>   | <b>1,062</b> | <b>1,174</b> | <b>1,185</b> | <b>1,185</b> | <b>+111</b>     | <b>+12</b>      | <b>+0</b>           | <b>+123</b>                     | <b>+318</b>                     | <b>11.57%</b>                     | <b>1,323</b> |
| Consultants                                   | 31           | 36           | 38           | 39           | 39           | +2              | +1              | +0                  | +3                              | +8                              | 9.74%                             | 41           |
| Registrars                                    | 46           | 53           | 55           | 54           | 54           | +2              | -1              | +0                  | +1                              | +8                              | 1.83%                             | 54           |
| SHO/ Interns                                  | 51           | 54           | 60           | 60           | 60           | +6              | -1              | -1                  | +6                              | +9                              | 10.43%                            | 61           |
| Medical/ Dental, other                        | 1            | 1            | 2            | 2            | 2            | +1              | -0              | -0                  | +1                              | +1                              | 48.09%                            | 2            |
| <b>Medical &amp; Dental</b>                   | <b>128</b>   | <b>144</b>   | <b>156</b>   | <b>155</b>   | <b>155</b>   | <b>+11.7</b>    | <b>-1.0</b>     | <b>-0.7</b>         | <b>+10.7</b>                    | <b>+26.5</b>                    | <b>7.44%</b>                      | <b>158</b>   |
| Nurse/ Midwife Manager                        | 79           | 81           | 91           | 101          | 103          | +10             | +11             | +1                  | +22                             | +24                             | 26.76%                            | 111          |
| Nurse/ Midwife Specialist & AN/MP             | 17           | 24           | 28           | 28           | 27           | +4              | -0              | -0                  | +3                              | +10                             | 14.13%                            | 29           |
| Staff Nurse/ Staff Midwife                    | 278          | 361          | 390          | 382          | 383          | +29             | -8              | +0                  | +21                             | +104                            | 5.87%                             | 442          |
| Nursing/ Midwifery Student                    | 10           | 0            | 2            | 4            | 8            | +2              | +6              | +4                  | +7                              | -2                              | 1,528.57%                         | 15           |
| Nursing/ Midwifery other                      |              |              | 1            | 1            | 1            | +1              | +0              | +0                  | +1                              | +1                              | -100.00%                          | 1            |
| <b>Nursing &amp; Midwifery</b>                | <b>385</b>   | <b>467</b>   | <b>512</b>   | <b>516</b>   | <b>521</b>   | <b>+45.6</b>    | <b>+9.1</b>     | <b>+5.2</b>         | <b>+54.8</b>                    | <b>+136.8</b>                   | <b>11.74%</b>                     | <b>598</b>   |
| Therapy Professions                           | 23           | 28           | 28           | 28           | 28           | +1              | -0              | -1                  | +0                              | +5                              | 0.25%                             | 33           |
| Health Science/ Diagnostics                   | 26           | 40           | 48           | 48           | 49           | +8              | +0              | +0                  | +9                              | +22                             | 21.55%                            | 55           |
| Social Workers                                | 1            | 3            | 3            | 4            | 4            | +0              | +1              | -0                  | +1                              | +3                              | 36.55%                            | 4            |
| Pharmacy                                      | 11           | 17           | 18           | 19           | 17           | +1              | -1              | -2                  | +0                              | +6                              | 0.58%                             | 21           |
| <b>Health &amp; Social Care Professionals</b> | <b>61</b>    | <b>88</b>    | <b>97</b>    | <b>100</b>   | <b>98</b>    | <b>+9.6</b>     | <b>+0.2</b>     | <b>-1.9</b>         | <b>+9.8</b>                     | <b>+36.5</b>                    | <b>11.21%</b>                     | <b>113</b>   |
| Management (VIII & above)                     | 2            | 3            | 3            | 3            | 3            | +0              | +0              | -0                  | +0                              | +1                              | 1.01%                             | 3            |
| Administrative/ Supervisory (V to VII)        | 17           | 35           | 39           | 39           | 40           | +4              | +1              | +1                  | +5                              | +23                             | 15.28%                            | 43           |
| Clerical (III & IV)                           | 111          | 106          | 133          | 132          | 132          | +28             | -1              | +1                  | +26                             | +21                             | 24.90%                            | 146          |
| <b>Management &amp; Administrative</b>        | <b>130</b>   | <b>144</b>   | <b>175</b>   | <b>174</b>   | <b>176</b>   | <b>+31.6</b>    | <b>+0.1</b>     | <b>+1.5</b>         | <b>+31.7</b>                    | <b>+45.3</b>                    | <b>22.06%</b>                     | <b>192</b>   |
| Support                                       | 92           | 131          | 126          | 134          | 131          | -5              | +5              | -3                  | +0                              | +39                             | 0.08%                             | 145          |
| Maintenance/ Technical                        | 4            | 5            | 6            | 6            | 6            | +1              | -0              | +0                  | +1                              | +2                              | 24.11%                            | 7            |
| <b>General Support</b>                        | <b>96</b>    | <b>136</b>   | <b>132</b>   | <b>140</b>   | <b>137</b>   | <b>-3.7</b>     | <b>+5.0</b>     | <b>-3.2</b>         | <b>+1.2</b>                     | <b>+40.6</b>                    | <b>0.92%</b>                      | <b>152</b>   |
| Health Care Assistants                        | 67           | 85           | 101          | 100          | 99           | +16             | -2              | -1                  | +15                             | +33                             | 17.33%                            | 110          |
| Care, other                                   | 1            |              |              |              |              |                 |                 |                     |                                 | -1                              | -100.00%                          |              |
| <b>Patient &amp; Client Care</b>              | <b>67</b>    | <b>85</b>    | <b>101</b>   | <b>100</b>   | <b>99</b>    | <b>+16.4</b>    | <b>-1.7</b>     | <b>-0.9</b>         | <b>+14.7</b>                    | <b>+32.1</b>                    | <b>17.33%</b>                     | <b>110</b>   |



| FEB 2024                                      | WTE DEC 2019 | WTE DEC 2022 | WTE DEC 2023 | WTE JAN 2024 | WTE FEB 2024 | WTE Change 2023 | WTE Change 2024 | WTE Change JAN 2024 | WTE Change Dec 2022 to FEB 2024 | WTE Change Dec 2019 to FEB 2024 | % WTE Change Dec 2022 to FEB 2024 | No. FEB 2024 |
|---|--------------|--------------|--------------|--------------|--------------|-----------------|-----------------|---------------------|---------------------------------|---------------------------------|-----------------------------------|--------------|
| <b>Overall</b>                                | <b>1,114</b> | <b>1,415</b> | <b>1,535</b> | <b>1,539</b> | <b>1,543</b> | <b>+119</b>     | <b>+9</b>       | <b>+4</b>           | <b>+128</b>                     | <b>+429</b>                     | <b>9.02%</b>                      | <b>1,740</b> |
| Consultants                                   | 38           | 47           | 53           | 54           | 58           | +6              | +4              | +4                  | +11                             | +20                             | 22.94%                            | 60           |
| Registrars                                    | 54           | 76           | 76           | 74           | 74           | +0              | -2              | +0                  | -2                              | +20                             | -2.23%                            | 77           |
| SHO/ Interns                                  | 70           | 77           | 89           | 89           | 89           | +12             | -0              | +0                  | +12                             | +20                             | 15.83%                            | 91           |
| <b>Medical &amp; Dental</b>                   | <b>161</b>   | <b>200</b>   | <b>219</b>   | <b>217</b>   | <b>221</b>   | <b>+18.7</b>    | <b>+2.6</b>     | <b>+4.5</b>         | <b>+21.3</b>                    | <b>+60.0</b>                    | <b>10.64%</b>                     | <b>228</b>   |
| Nurse/ Midwife Manager                        | 106          | 106          | 130          | 134          | 133          | +24             | +2              | -2                  | +26                             | +27                             | 24.66%                            | 145          |
| Nurse/ Midwife Specialist & AN/MP             | 13           | 26           | 38           | 40           | 40           | +12             | +2              | +0                  | +14                             | +28                             | 52.40%                            | 43           |
| Staff Nurse/ Staff Midwife                    | 346          | 449          | 469          | 457          | 451          | +20             | -18             | -6                  | +3                              | +106                            | 0.59%                             | 530          |
| Nursing/ Midwifery Student                    | 5            | 7            | 2            | 11           | 22           | -5              | +20             | +10                 | +15                             | +17                             | 214.22%                           | 43           |
| Nursing/ Midwifery other                      | 1            | 1            | 2            | 2            | 2            | +1              | +0              | +0                  | +1                              | +1                              | 89.90%                            | 2            |
| <b>Nursing &amp; Midwifery</b>                | <b>470</b>   | <b>590</b>   | <b>641</b>   | <b>645</b>   | <b>648</b>   | <b>+51.5</b>    | <b>+7.0</b>     | <b>+3.5</b>         | <b>+58.6</b>                    | <b>+178.5</b>                   | <b>9.93%</b>                      | <b>763</b>   |
| Therapy Professions                           | 26           | 44           | 56           | 58           | 59           | +12             | +3              | +1                  | +15                             | +33                             | 34.23%                            | 66           |
| Health Science/ Diagnostics                   | 68           | 86           | 92           | 92           | 90           | +7              | -2              | -2                  | +5                              | +23                             | 5.67%                             | 99           |
| Social Workers                                | 2            | 4            | 4            | 4            | 4            | -0              | +0              | -0                  | +0                              | +3                              | 0.93%                             | 5            |
| Pharmacy                                      | 11           | 14           | 14           | 14           | 13           | -0              | -1              | -1                  | -1                              | +2                              | -6.31%                            | 14           |
| H&SC, Other                                   | 2            | 1            | 2            | 2            | 2            | +1              | +0              | +0                  | +1                              | +0                              | 102.02%                           | 2            |
| <b>Health &amp; Social Care Professionals</b> | <b>108</b>   | <b>148</b>   | <b>168</b>   | <b>170</b>   | <b>168</b>   | <b>+19.4</b>    | <b>+0.6</b>     | <b>-1.5</b>         | <b>+20.0</b>                    | <b>+60.3</b>                    | <b>13.48%</b>                     | <b>186</b>   |
| Management (VIII & above)                     | 4            | 3            | 4            | 4            | 4            | +1              | +0              | +0                  | +1                              | +0                              | 27.80%                            | 4            |
| Administrative/ Supervisory (V to VII)        | 12           | 30           | 45           | 44           | 44           | +15             | -1              | -0                  | +14                             | +32                             | 45.71%                            | 48           |
| Clerical (III & IV)                           | 130          | 159          | 157          | 159          | 158          | -1              | +1              | -1                  | -1                              | +28                             | -0.42%                            | 176          |
| <b>Management &amp; Administrative</b>        | <b>145</b>   | <b>192</b>   | <b>206</b>   | <b>207</b>   | <b>206</b>   | <b>+14.3</b>    | <b>-0.3</b>     | <b>-1.3</b>         | <b>+13.9</b>                    | <b>+60.5</b>                    | <b>7.26%</b>                      | <b>228</b>   |
| Support                                       | 169          | 192          | 191          | 192          | 193          | -1              | +1              | +1                  | +1                              | +23                             | 0.30%                             | 215          |
| <b>General Support</b>                        | <b>169</b>   | <b>192</b>   | <b>191</b>   | <b>192</b>   | <b>193</b>   | <b>-0.7</b>     | <b>+1.3</b>     | <b>+0.6</b>         | <b>+0.6</b>                     | <b>+23.2</b>                    | <b>0.30%</b>                      | <b>215</b>   |
| Health Care Assistants                        | 61           | 93           | 106          | 106          | 104          | +14             | -3              | -2                  | +11                             | +43                             | 11.81%                            | 116          |
| Care, other                                   |              | 1            | 3            | 3            | 3            | +2              | +0              | +0                  | +2                              | +3                              | 244.00%                           | 4            |
| <b>Patient &amp; Client Care</b>              | <b>61</b>    | <b>94</b>    | <b>110</b>   | <b>109</b>   | <b>107</b>   | <b>+16.0</b>    | <b>-2.6</b>     | <b>-2.2</b>         | <b>+13.4</b>                    | <b>+46.5</b>                    | <b>14.29%</b>                     | <b>120</b>   |





UH Waterford

| FEB 2024                                      | WTE DEC 2019 | WTE DEC 2022 | WTE DEC 2023 | WTE JAN 2024 | WTE FEB 2024 | WTE Change 2023 | WTE Change 2024 | WTE Change JAN 2024 | WTE Change Dec 2022 to FEB 2024 | WTE Change Dec 2019 to FEB 2024 | % WTE Change Dec 2022 to FEB 2024 | No. FEB 2024 |
|---|--------------|--------------|--------------|--------------|--------------|-----------------|-----------------|---------------------|---------------------------------|---------------------------------|-----------------------------------|--------------|
| <b>Overall</b>                                | <b>1,949</b> | <b>2,437</b> | <b>2,742</b> | <b>2,758</b> | <b>2,778</b> | <b>+304</b>     | <b>+36</b>      | <b>+20</b>          | <b>+340</b>                     | <b>+829</b>                     | <b>13.97%</b>                     | <b>3,023</b> |
| Consultants                                   | 110          | 139          | 150          | 145          | 156          | +11             | +7              | +11                 | +18                             | +46                             | 12.60%                            | 165          |
| Registrars                                    | 110          | 141          | 151          | 159          | 156          | +11             | +4              | -4                  | +15                             | +46                             | 10.75%                            | 161          |
| SHO/ Interns                                  | 111          | 135          | 164          | 160          | 162          | +29             | -2              | +2                  | +27                             | +51                             | 20.34%                            | 165          |
| Medical/ Dental, other                        | 1            | 1            | 1            | 1            | 1            | +0              | +0              | +0                  | +0                              | +0                              | 0.00%                             | 1            |
| <b>Medical &amp; Dental</b>                   | <b>332</b>   | <b>415</b>   | <b>466</b>   | <b>466</b>   | <b>475</b>   | <b>+50.4</b>    | <b>+9.7</b>     | <b>+9.3</b>         | <b>+60.1</b>                    | <b>+143.4</b>                   | <b>14.46%</b>                     | <b>492</b>   |
| Nurse/ Midwife Manager                        | 148          | 168          | 193          | 194          | 194          | +25             | +1              | -0                  | +26                             | +46                             | 15.44%                            | 209          |
| Nurse/ Midwife Specialist & AN/MP             | 32           | 50           | 76           | 76           | 75           | +26             | -0              | -0                  | +26                             | +43                             | 52.39%                            | 79           |
| Staff Nurse/ Staff Midwife                    | 549          | 691          | 796          | 799          | 800          | +105            | +4              | +1                  | +108                            | +251                            | 15.65%                            | 881          |
| Nursing/ Midwifery Student                    | 10           | 5            | 5            | 7            | 16           | -0              | +11             | +9                  | +11                             | +6                              | 198.53%                           | 30           |
| Nursing/ Midwifery other                      | 5            | 5            | 6            | 7            | 7            | +1              | +1              | +0                  | +2                              | +2                              | 46.54%                            | 9            |
| <b>Nursing &amp; Midwifery</b>                | <b>744</b>   | <b>919</b>   | <b>1,076</b> | <b>1,083</b> | <b>1,092</b> | <b>+156.4</b>   | <b>+16.7</b>    | <b>+9.2</b>         | <b>+173.1</b>                   | <b>+348.0</b>                   | <b>18.84%</b>                     | <b>1,208</b> |
| Therapy Professions                           | 55           | 89           | 94           | 95           | 95           | +5              | +1              | +0                  | +6                              | +40                             | 6.85%                             | 107          |
| Health Science/ Diagnostics                   | 168          | 207          | 221          | 225          | 223          | +14             | +2              | -2                  | +16                             | +55                             | 7.81%                             | 251          |
| Social Workers                                | 3            | 5            | 9            | 8            | 8            | +4              | -1              | +0                  | +3                              | +5                              | 66.53%                            | 9            |
| Psychologists                                 |              |              | 1            | 1            | 1            | +1              | +0              | +0                  | +1                              | +1                              | -100.00%                          | 1            |
| Pharmacy                                      | 24           | 46           | 47           | 48           | 47           | +1              | -0              | -1                  | +1                              | +23                             | 1.10%                             | 53           |
| H&SC, Other                                   | 5            | 8            | 8            | 9            | 9            | +0              | +1              | +0                  | +1                              | +4                              | 13.64%                            | 9            |
| <b>Health &amp; Social Care Professionals</b> | <b>255</b>   | <b>355</b>   | <b>380</b>   | <b>385</b>   | <b>383</b>   | <b>+24.9</b>    | <b>+3.2</b>     | <b>-2.1</b>         | <b>+28.1</b>                    | <b>+128.0</b>                   | <b>7.92%</b>                      | <b>430</b>   |
| Management (VIII & above)                     | 7            | 10           | 9            | 9            | 10           | -1              | +1              | +1                  | +0                              | +3                              | 2.46%                             | 10           |
| Administrative/ Supervisory (V to VII)        | 49           | 87           | 100          | 98           | 97           | +13             | -3              | -1                  | +10                             | +48                             | 11.51%                            | 100          |
| Clerical (III & IV)                           | 268          | 290          | 331          | 329          | 331          | +41             | -0              | +2                  | +41                             | +63                             | 13.98%                            | 355          |
| <b>Management &amp; Administrative</b>        | <b>324</b>   | <b>387</b>   | <b>440</b>   | <b>436</b>   | <b>437</b>   | <b>+53.2</b>    | <b>-2.4</b>     | <b>+1.6</b>         | <b>+50.8</b>                    | <b>+113.9</b>                   | <b>13.13%</b>                     | <b>465</b>   |
| Support                                       | 200          | 228          | 245          | 250          | 249          | +18             | +4              | -1                  | +22                             | +50                             | 9.51%                             | 272          |
| Maintenance/ Technical                        | 16           | 19           | 22           | 21           | 20           | +3              | -1              | -1                  | +2                              | +5                              | 9.89%                             | 21           |
| <b>General Support</b>                        | <b>215</b>   | <b>246</b>   | <b>267</b>   | <b>271</b>   | <b>270</b>   | <b>+20.9</b>    | <b>+2.6</b>     | <b>-1.8</b>         | <b>+23.5</b>                    | <b>+54.2</b>                    | <b>9.54%</b>                      | <b>293</b>   |
| Health Care Assistants                        | 77           | 114          | 112          | 115          | 118          | -2              | +6              | +4                  | +4                              | +42                             | 3.38%                             | 133          |
| Care, other                                   | 2            | 1            | 2            | 2            | 2            | +1              | +0              | +0                  | +1                              | +0                              | 102.02%                           | 2            |
| <b>Patient &amp; Client Care</b>              | <b>79</b>    | <b>115</b>   | <b>114</b>   | <b>117</b>   | <b>120</b>   | <b>-1.3</b>     | <b>+6.1</b>     | <b>+3.5</b>         | <b>+4.9</b>                     | <b>+41.6</b>                    | <b>4.22%</b>                      | <b>135</b>   |



## Employment Report by Grade Group: FEB 2024

| Employment by Grade Group FEB 2024           | WTE DEC 2019  | WTE DEC 2022  | WTE DEC 2023  | WTE JAN 2024  | WTE FEB 2024  | WTE Change 2023 | WTE Change 2024 | WTE Change JAN 2024 | WTE Change Dec 2022 to FEB 2024 | WTE Change Dec 2019 to FEB 2024 | % WTE Change Dec 2022 to FEB 2024 | No. FEB 2024  |
|--|---------------|---------------|---------------|---------------|---------------|-----------------|-----------------|---------------------|---------------------------------|---------------------------------|-----------------------------------|---------------|
| <b>Overall</b>                               | <b>10,527</b> | <b>12,723</b> | <b>13,946</b> | <b>13,996</b> | <b>14,061</b> | <b>+1,223</b>   | <b>+115</b>     | <b>+65</b>          | <b>+1,338</b>                   | <b>+3,534</b>                   | <b>10.52%</b>                     | <b>15,757</b> |
| Consultant Anaesthesia                       | 74            | 72            | 82            | 83            | 85            | +10             | +3              | +1                  | +12                             | +11                             | 16.84%                            | 89            |
| Consultant Emergency Medicine                | 15            | 25            | 30            | 31            | 31            | +6              | +1              | +0                  | +7                              | +16                             | 27.54%                            | 32            |
| Consultant Intensive Care Medicine           |               |               | 1             | 1             | 1             | +1              | +0              | +0                  | +1                              | +1                              | -100.00%                          | 1             |
| Consultant Medicine                          | 142           | 187           | 217           | 217           | 222           | +30             | +5              | +5                  | +35                             | +80                             | 18.67%                            | 236           |
| Consultant Obstetrics & Gynaecology          | 27            | 32            | 35            | 35            | 35            | +4              | +0              | -0                  | +4                              | +8                              | 11.34%                            | 39            |
| Consultant Paediatrics                       | 28            | 38            | 43            | 42            | 46            | +5              | +3              | +4                  | +8                              | +18                             | 21.91%                            | 50            |
| Consultant Pathology                         | 40            | 46            | 51            | 51            | 51            | +5              | +0              | -0                  | +5                              | +11                             | 10.23%                            | 56            |
| Consultant Psychiatry                        |               |               | 1             | 1             | 1             | +1              | -0              | +0                  | +1                              | +1                              | -100.00%                          | 1             |
| Consultant Radiology                         | 46            | 55            | 56            | 56            | 57            | +1              | +1              | +1                  | +2                              | +10                             | 3.76%                             | 62            |
| Consultant Surgery                           | 105           | 114           | 127           | 126           | 129           | +14             | +2              | +3                  | +15                             | +24                             | 13.56%                            | 137           |
| <b>Consultants</b>                           | <b>478</b>    | <b>568</b>    | <b>644</b>    | <b>644</b>    | <b>658</b>    | <b>+75</b>      | <b>+15</b>      | <b>+14</b>          | <b>+90</b>                      | <b>+181</b>                     | <b>15.83%</b>                     | <b>703</b>    |
| Registrar                                    | 306           | 364           | 408           | 421           | 428           | +44             | +19             | +7                  | +63                             | +121                            | 17.40%                            | 450           |
| Senior Registrar                             | 31            | 36            | 34            | 34            | 34            | -2              | +1              | +1                  | -1                              | +3                              | -3.77%                            | 35            |
| Specialist Registrar                         | 171           | 233           | 240           | 237           | 238           | +7              | -2              | +2                  | +5                              | +67                             | 2.32%                             | 243           |
| <b>Registrars</b>                            | <b>509</b>    | <b>633</b>    | <b>682</b>    | <b>691</b>    | <b>700</b>    | <b>+49</b>      | <b>+18</b>      | <b>+9</b>           | <b>+67</b>                      | <b>+191</b>                     | <b>10.66%</b>                     | <b>728</b>    |
| Interns                                      | 144           | 178           | 176           | 175           | 174           | -2              | -2              | -1                  | -4                              | +30                             | -2.10%                            | 175           |
| Senior House Officer                         | 393           | 446           | 527           | 524           | 519           | +81             | -9              | -5                  | +72                             | +126                            | 16.16%                            | 531           |
| <b>SHO/ Interns</b>                          | <b>537</b>    | <b>624</b>    | <b>703</b>    | <b>699</b>    | <b>693</b>    | <b>+79</b>      | <b>-11</b>      | <b>-6</b>           | <b>+68</b>                      | <b>+156</b>                     | <b>10.96%</b>                     | <b>706</b>    |
| Other Medical                                | 9             | 12            | 11            | 10            | 10            | -1              | -1              | +0                  | -2                              | +1                              | -14.47%                           | 17            |
| <b>Medical/ Dental, other</b>                | <b>9</b>      | <b>12</b>     | <b>11</b>     | <b>10</b>     | <b>10</b>     | <b>-1</b>       | <b>-1</b>       | <b>+0</b>           | <b>-2</b>                       | <b>+1</b>                       | <b>-14.47%</b>                    | <b>17</b>     |
| <b>Medical &amp; Dental</b>                  | <b>1,533</b>  | <b>1,838</b>  |               | <b>2,044</b>  | <b>2,062</b>  | <b>+202</b>     | <b>+22</b>      | <b>+18</b>          | <b>+224</b>                     | <b>+529</b>                     | <b>12.19%</b>                     | <b>2,154</b>  |
| Clinical Nurse/ Midwife Manager 1            | 188           | 185           | 199           | 203           | 198           | +14             | -1              | -5                  | +13                             | +10                             | 7.17%                             | 222           |
| Clinical Nurse/ Midwife Manager 2            | 504           | 586           | 668           | 683           | 681           | +82             | +13             | -1                  | +95                             | +178                            | 16.18%                            | 759           |
| Clinical Nurse/ Midwife Manager 3            | 81            | 71            | 82            | 82            | 85            | +11             | +3              | +3                  | +14                             | +4                              | 19.61%                            | 87            |
| Director Nursing/Midwifery, Assistant        | 72            | 84            | 94            | 94            | 93            | +10             | -1              | -1                  | +9                              | +22                             | 10.41%                            | 100           |
| Director of Nursing/Midwifery                | 14            | 18            | 17            | 18            | 17            | -1              | +0              | -1                  | -1                              | +3                              | -4.60%                            | 17            |
| <b>Nurse/ Midwife Manager</b>                | <b>858</b>    | <b>945</b>    | <b>1,060</b>  | <b>1,080</b>  | <b>1,075</b>  | <b>+116</b>     | <b>+14</b>      | <b>-5</b>           | <b>+130</b>                     | <b>+217</b>                     | <b>13.76%</b>                     | <b>1,185</b>  |
| Advanced Nurse/ Midwife Practitioner         | 25            | 66            | 80            | 82            | 82            | +13             | +2              | +0                  | +15                             | +57                             | 23.10%                            | 84            |
| Adv. Nurse/ Midwife, Candidate               |               | 22            | 54            | 53            | 53            | +32             | -1              | +0                  | +31                             | +53                             | 140.82%                           | 54            |
| Clinical Nurse/ Midwife Spec., Candidate     |               |               |               |               | 1             |                 | +1              | +1                  | +1                              | +1                              | -100.00%                          | 1             |
| Clinical Nurse/ Midwife Specialist           | 120           | 169           | 200           | 199           | 202           | +31             | +2              | +3                  | +33                             | +82                             | 19.75%                            | 224           |
| <b>Nurse/ Midwife Specialist &amp; AN/MP</b> | <b>144</b>    | <b>257</b>    | <b>334</b>    | <b>334</b>    | <b>338</b>    | <b>+77</b>      | <b>+4</b>       | <b>+5</b>           | <b>+81</b>                      | <b>+194</b>                     | <b>31.43%</b>                     | <b>363</b>    |
| Staff Midwives                               | 293           | 279           | 266           | 260           | 262           | -13             | -4              | +2                  | -17                             | -31                             | -6.11%                            | 313           |
| Staff Nurse [Intellectual Disability]        |               |               |               |               |               |                 |                 |                     |                                 |                                 | -100.00%                          |               |
| Staff Nurses [General/ Children's]           | 2,831         | 3,480         | 3,915         | 3,888         | 3,897         | +435            | -18             | +9                  | +417                            | +1,066                          | 11.98%                            | 4,418         |
| <b>Staff Nurse/ Staff Midwife</b>            | <b>3,124</b>  | <b>3,759</b>  | <b>4,181</b>  | <b>4,148</b>  | <b>4,159</b>  | <b>+422</b>     | <b>-22</b>      | <b>+11</b>          | <b>+400</b>                     | <b>+1,035</b>                   | <b>10.64%</b>                     | <b>4,731</b>  |
| Nursing/ Midwifery awaiting registration     | 23            | 9             | 11            | 8             | 9             | +2              | -2              | +1                  | +0                              | -14                             | 4.67%                             | 9             |
| Post-registration Nurse/ Midwife Student     | 29            | 10            | 9             | 9             | 9             | -1              | -0              | -0                  | -1                              | -20                             | -11.66%                           | 9             |
| Pre-registration Nurse/ Midwife Intern       | 30            | 37            | 13            | 45            | 98            | -23             | +85             | +53                 | +62                             | +68                             | 168.25%                           | 199           |
| <b>Nursing/ Midwifery Student</b>            | <b>82</b>     | <b>55</b>     | <b>33</b>     | <b>62</b>     | <b>116</b>    | <b>-22</b>      | <b>+83</b>      | <b>+54</b>          | <b>+61</b>                      | <b>+34</b>                      | <b>110.40%</b>                    | <b>217</b>    |
| Nursing Education/Clinical                   | 14            | 16            | 21            | 21            | 22            | +5              | +1              | +0                  | +6                              | +8                              | 37.55%                            | 26            |
| Other Nursing/ Midwifery                     | 1             |               |               |               |               |                 |                 |                     |                                 | -1                              | -100.00%                          |               |
| <b>Nursing/ Midwifery other</b>              | <b>15</b>     | <b>16</b>     | <b>21</b>     | <b>21</b>     | <b>22</b>     | <b>+5</b>       | <b>+1</b>       | <b>+0</b>           | <b>+6</b>                       | <b>+7</b>                       | <b>37.55%</b>                     | <b>26</b>     |
| <b>Nursing &amp; Midwifery</b>               | <b>4,223</b>  | <b>5,032</b>  |               | <b>5,645</b>  | <b>5,709</b>  | <b>+597</b>     | <b>+80</b>      | <b>+64</b>          | <b>+678</b>                     | <b>+1,487</b>                   | <b>13.47%</b>                     | <b>6,522</b>  |
| Dietitians                                   | 62            | 79            | 94            | 93            | 92            | +15             | -2              | -1                  | +13                             | +30                             | 16.72%                            | 106           |
| Occupational Therapists                      | 45            | 84            | 102           | 100           | 100           | +18             | -2              | -0                  | +16                             | +54                             | 18.76%                            | 109           |
| Orthoptists                                  | 4             | 3             | 2             | 3             | 2             | -1              | +0              | -0                  | -1                              | -1                              | -32.38%                           | 3             |
| Physiotherapists                             | 163           | 234           | 246           | 249           | 248           | +12             | +2              | -1                  | +14                             | +86                             | 6.06%                             | 286           |
| Podiatrists & Chiropodists                   | 5             | 4             | 7             | 9             | 9             | +4              | +2              | -0                  | +5                              | +4                              | 141.49%                           | 10            |
| Speech & Language Therapists                 | 33            | 57            | 62            | 62            | 61            | +5              | -1              | -1                  | +4                              | +28                             | 7.19%                             | 69            |
| <b>Therapy Professions</b>                   | <b>311</b>    | <b>461</b>    | <b>513</b>    | <b>516</b>    | <b>512</b>    | <b>+52</b>      | <b>-0</b>       | <b>-3</b>           | <b>+52</b>                      | <b>+201</b>                     | <b>11.18%</b>                     | <b>583</b>    |
| Audiology                                    | 6             | 7             | 6             | 6             | 6             | -1              | +0              | -0                  | -1                              | -0                              | -18.02%                           | 7             |
| Biochemists                                  | 5             | 6             | 9             | 9             | 8             | +3              | -1              | -1                  | +2                              | +3                              | 27.67%                            | 8             |
| Cardiac Physiologists                        | 35            | 49            | 48            | 49            | 50            | -1              | +2              | +1                  | +0                              | +14                             | 0.73%                             | 55            |

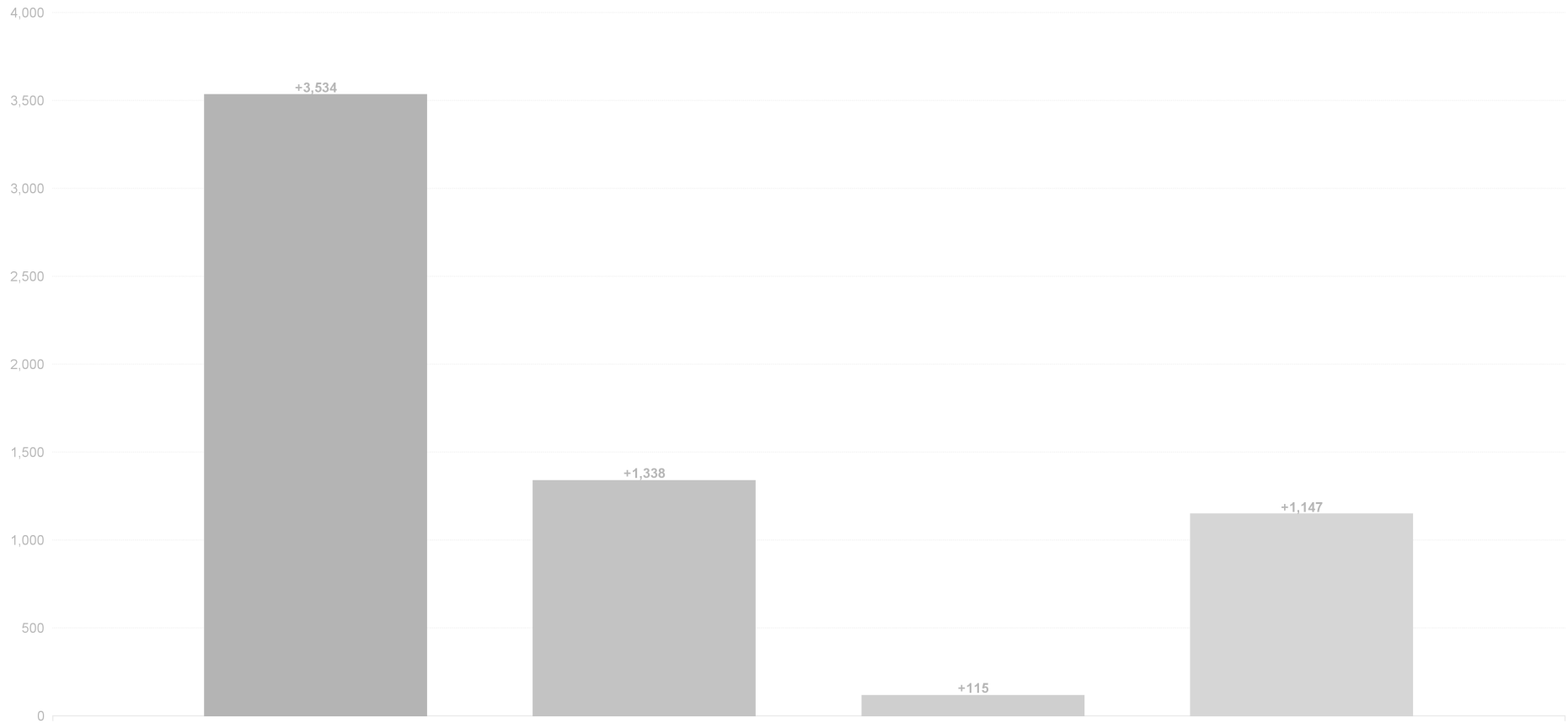


| Employment by Grade Group FEB 2024            | WTE DEC 2019  | WTE DEC 2022  | WTE DEC 2023  | WTE JAN 2024  | WTE FEB 2024  | WTE Change 2023 | WTE Change 2024 | WTE Change JAN 2024 | WTE Change Dec 2022 to FEB 2024 | WTE Change Dec 2019 to FEB 2024 | % WTE Change Dec 2022 to FEB 2024 | No. FEB 2024  |
|---|---------------|---------------|---------------|---------------|---------------|-----------------|-----------------|---------------------|---------------------------------|---------------------------------|-----------------------------------|---------------|
| <b>Overall</b>                                | <b>10,527</b> | <b>12,723</b> | <b>13,946</b> | <b>13,996</b> | <b>14,061</b> | <b>+1,223</b>   | <b>+115</b>     | <b>+65</b>          | <b>+1,338</b>                   | <b>+3,534</b>                   | <b>10.52%</b>                     | <b>15,757</b> |
| Clinical Engineering                          | 24            | 28            | 34            | 34            | 33            | +6              | -0              | -0                  | +6                              | +9                              | 20.85%                            | 34            |
| Dosimetrists                                  | 8             | 10            | 10            | 10            | 11            | +0              | +1              | +0                  | +1                              | +3                              | 10.75%                            | 13            |
| E.C.G. Technicians                            | 2             | 2             | 1             | 1             | 1             | -1              | +0              | +0                  | -1                              | -1                              | -45.65%                           | 1             |
| Gastrointestinal Physiologists                |               |               | 2             | 2             | 2             | +2              | +0              | +0                  | +2                              | +2                              | -100.00%                          | 2             |
| Medical Science                               | 365           | 389           | 408           | 408           | 407           | +19             | -1              | -1                  | +18                             | +42                             | 4.69%                             | 460           |
| Neuro-Physiologists                           | 10            | 11            | 6             | 7             | 6             | -5              | -0              | -0                  | -5                              | -4                              | -44.49%                           | 8             |
| Perfusionists                                 | 4             | 3             | 3             | 3             | 3             | +0              | +0              | +0                  | +0                              | -2                              | 0.39%                             | 3             |
| Phlebotomists                                 | 38            | 53            | 54            | 57            | 57            | +2              | +2              | -0                  | +4                              | +19                             | 7.75%                             | 85            |
| Physicists                                    | 23            | 34            | 36            | 36            | 35            | +2              | -0              | -0                  | +2                              | +13                             | 5.47%                             | 37            |
| Radiation Therapists                          | 41            | 36            | 37            | 38            | 37            | +1              | -0              | -1                  | +1                              | -4                              | 2.56%                             | 42            |
| Radiographers                                 | 212           | 281           | 280           | 278           | 277           | -2              | -2              | -1                  | -4                              | +66                             | -1.46%                            | 323           |
| Respiratory Physiologists                     | 8             | 8             | 7             | 7             | 7             | -1              | +0              | +0                  | -1                              | -1                              | -9.68%                            | 7             |
| Vascular Physiologists                        |               | 1             | 1             | 1             | 1             | +0              | +0              | +0                  | +0                              | +1                              | 29.87%                            | 1             |
| <b>Health Science/ Diagnostics</b>            | <b>781</b>    | <b>916</b>    | <b>940</b>    | <b>944</b>    | <b>940</b>    | <b>+24</b>      | <b>+0</b>       | <b>-4</b>           | <b>+24</b>                      | <b>+159</b>                     | <b>2.64%</b>                      | <b>1,086</b>  |
| Social Workers                                | 33            | 47            | 55            | 56            | 57            | +8              | +2              | +0                  | +10                             | +24                             | 21.43%                            | 63            |
| <b>Social Workers</b>                         | <b>33</b>     | <b>47</b>     | <b>55</b>     | <b>56</b>     | <b>57</b>     | <b>+8</b>       | <b>+2</b>       | <b>+0</b>           | <b>+10</b>                      | <b>+24</b>                      | <b>21.43%</b>                     | <b>63</b>     |
| Psychologists                                 | 2             | 6             | 13            | 12            | 12            | +7              | -1              | -0                  | +6                              | +10                             | 95.29%                            | 14            |
| <b>Psychologists</b>                          | <b>2</b>      | <b>6</b>      | <b>13</b>     | <b>12</b>     | <b>12</b>     | <b>+7</b>       | <b>-1</b>       | <b>-0</b>           | <b>+6</b>                       | <b>+10</b>                      | <b>95.29%</b>                     | <b>14</b>     |
| Pharmacists                                   | 65            | 119           | 124           | 123           | 123           | +5              | -1              | -1                  | +4                              | +58                             | 3.34%                             | 140           |
| Pharmacy Technicians                          | 64            | 89            | 92            | 94            | 92            | +3              | +0              | -2                  | +3                              | +29                             | 3.82%                             | 111           |
| <b>Pharmacy</b>                               | <b>129</b>    | <b>208</b>    | <b>216</b>    | <b>218</b>    | <b>215</b>    | <b>+8</b>       | <b>-1</b>       | <b>-2</b>           | <b>+7</b>                       | <b>+86</b>                      | <b>3.55%</b>                      | <b>251</b>    |
| HSCP Trainees/Students                        | 22            | 16            | 21            | 22            | 22            | +6              | +1              | +0                  | +6                              | +0                              | 40.22%                            | 22            |
| Other Health & Social Care                    | 2             | 5             | 5             | 5             | 5             | +0              | +0              | +0                  | +0                              | +3                              | 9.41%                             | 5             |
| Play Therapists/ Specialists                  |               | 1             | 1             | 1             | 2             | +0              | +1              | +1                  | +1                              | +2                              | 83.00%                            | 2             |
| Vaccinators                                   |               | 0             |               |               |               | -0              |                 |                     | -0                              |                                 | -100.00%                          |               |
| <b>H&amp;SC, Other</b>                        | <b>24</b>     | <b>22</b>     | <b>27</b>     | <b>28</b>     | <b>29</b>     | <b>+6</b>       | <b>+2</b>       | <b>+1</b>           | <b>+7</b>                       | <b>+5</b>                       | <b>33.97%</b>                     | <b>29</b>     |
| <b>Health &amp; Social Care Professionals</b> | <b>1,279</b>  | <b>1,659</b>  |               | <b>1,774</b>  | <b>1,765</b>  | <b>+104</b>     | <b>+2</b>       | <b>-9</b>           | <b>+106</b>                     | <b>+485</b>                     | <b>6.39%</b>                      | <b>2,026</b>  |
| Executive Management                          | 9             | 11            | 13            | 11            | 13            | +2              | +0              | +2                  | +2                              | +4                              | 19.38%                            | 13            |
| Senior Management (VIII & GM)                 | 41            | 64            | 61            | 64            | 62            | -3              | +1              | -2                  | -3                              | +21                             | -4.31%                            | 63            |
| <b>Management (VIII &amp; above)</b>          | <b>50</b>     | <b>75</b>     | <b>74</b>     | <b>75</b>     | <b>75</b>     | <b>-1</b>       | <b>+1</b>       | <b>-0</b>           | <b>-1</b>                       | <b>+25</b>                      | <b>-0.89%</b>                     | <b>76</b>     |
| Middle Management (V-VII)                     | 265           | 426           | 506           | 504           | 502           | +80             | -3              | -2                  | +76                             | +237                            | 17.84%                            | 539           |
| <b>Administrative/ Supervisory (V to VII)</b> | <b>265</b>    | <b>426</b>    | <b>506</b>    | <b>504</b>    | <b>502</b>    | <b>+80</b>      | <b>-3</b>       | <b>-2</b>           | <b>+76</b>                      | <b>+237</b>                     | <b>17.84%</b>                     | <b>539</b>    |
| General Administrative (III & IV)             | 1,269         | 1,371         | 1,457         | 1,450         | 1,450         | +86             | -7              | -1                  | +79                             | +180                            | 5.73%                             | 1,603         |
| <b>Clerical (III &amp; IV)</b>                | <b>1,269</b>  | <b>1,371</b>  | <b>1,457</b>  | <b>1,450</b>  | <b>1,450</b>  | <b>+86</b>      | <b>-7</b>       | <b>-1</b>           | <b>+79</b>                      | <b>+180</b>                     | <b>5.73%</b>                      | <b>1,603</b>  |
| <b>Management &amp; Administrative</b>        | <b>1,584</b>  | <b>1,873</b>  |               | <b>2,030</b>  | <b>2,027</b>  | <b>+164</b>     | <b>-10</b>      | <b>-3</b>           | <b>+154</b>                     | <b>+443</b>                     | <b>8.22%</b>                      | <b>2,218</b>  |
| Catering                                      | 80            | 88            | 99            | 99            | 102           | +10             | +4              | +4                  | +14                             | +23                             | 16.41%                            | 113           |
| Household Services                            | 661           | 753           | 725           | 746           | 735           | -28             | +9              | -11                 | -18                             | +74                             | -2.42%                            | 882           |
| Other Labs & Associated                       | 56            | 104           | 112           | 116           | 112           | +8              | +1              | -3                  | +9                              | +56                             | 8.55%                             | 136           |
| Other Support                                 | 118           | 138           | 133           | 133           | 133           | -4              | -0              | -0                  | -5                              | +15                             | -3.38%                            | 148           |
| Portering                                     | 305           | 380           | 424           | 429           | 424           | +45             | -1              | -5                  | +44                             | +119                            | 11.61%                            | 449           |
| <b>Support</b>                                | <b>1,219</b>  | <b>1,462</b>  | <b>1,493</b>  | <b>1,522</b>  | <b>1,506</b>  | <b>+31</b>      | <b>+13</b>      | <b>-16</b>          | <b>+45</b>                      | <b>+288</b>                     | <b>3.05%</b>                      | <b>1,728</b>  |
| Maintenance                                   | 32            | 34            | 39            | 39            | 38            | +6              | -2              | -1                  | +4                              | +6                              | 11.85%                            | 40            |
| Technical Services                            | 1             | 3             | 4             | 4             | 4             | +1              | +0              | +0                  | +1                              | +3                              | 33.33%                            | 4             |
| <b>Maintenance/ Technical</b>                 | <b>33</b>     | <b>37</b>     | <b>43</b>     | <b>43</b>     | <b>42</b>     | <b>+7</b>       | <b>-2</b>       | <b>-1</b>           | <b>+5</b>                       | <b>+9</b>                       | <b>13.60%</b>                     | <b>44</b>     |
| <b>General Support</b>                        | <b>1,251</b>  | <b>1,499</b>  |               | <b>1,565</b>  | <b>1,548</b>  | <b>+38</b>      | <b>+12</b>      | <b>-17</b>          | <b>+50</b>                      | <b>+297</b>                     | <b>3.30%</b>                      | <b>1,772</b>  |
| Attendant/ Aide                               | 107           | 118           | 130           | 128           | 126           | +11             | -4              | -2                  | +7                              | +19                             | 6.18%                             | 141           |
| Health Care Assistant/ Care Assistant         | 523           | 657           | 740           | 741           | 752           | +82             | +12             | +11                 | +95                             | +229                            | 14.40%                            | 843           |
| Health & Social Care Assistants               | 12            | 29            | 28            | 27            | 26            | -1              | -2              | -1                  | -3                              | +14                             | -10.36%                           | 27            |
| <b>Health Care Assistants</b>                 | <b>642</b>    | <b>805</b>    | <b>897</b>    | <b>896</b>    | <b>904</b>    | <b>+93</b>      | <b>+6</b>       | <b>+8</b>           | <b>+99</b>                      | <b>+262</b>                     | <b>12.31%</b>                     | <b>1,011</b>  |
| Other Care Grades                             | 5             | 9             | 31            | 32            | 35            | +23             | +4              | +3                  | +27                             | +30                             | 308.95%                           | 38            |
| Pastoral Care                                 | 10            | 10            | 12            | 12            | 12            | +2              | -0              | +0                  | +1                              | +1                              | 12.73%                            | 16            |
| <b>Care, other</b>                            | <b>15</b>     | <b>19</b>     | <b>44</b>     | <b>43</b>     | <b>47</b>     | <b>+25</b>      | <b>+3</b>       | <b>+3</b>           | <b>+28</b>                      | <b>+31</b>                      | <b>147.02%</b>                    | <b>54</b>     |
| <b>Patient &amp; Client Care</b>              | <b>657</b>    | <b>824</b>    |               | <b>939</b>    | <b>950</b>    | <b>+117</b>     | <b>+10</b>      | <b>+11</b>          | <b>+127</b>                     | <b>+294</b>                     | <b>15.41%</b>                     | <b>1,065</b>  |



## WTE Change by Staff Group

■ WTE change since DEC 2019 ■ WTE change since DEC 2022 ■ WTE change since DEC 2023 ■ WTE change since FEB 2023



## Employment Report by WTE, Headcount, Gender, Full-Time / Part-Time etc. FEB 2024

| Demographic Grade Group FEB 2024         | WTE FEB 2024  | No. FEB 2024  | WTE : No     | Number Male % | Number Female % | Male WTE : No. | Female WTE : No | Perm Count %  | Perm Count Male % | Perm Count Female % | Fulltime Count % | Part time Count % | FT Count Male % | FT Count Female % |
|--|---------------|---------------|--------------|---------------|-----------------|----------------|-----------------|---------------|-------------------|---------------------|------------------|-------------------|-----------------|-------------------|
| <b>Total</b>                             | <b>14,061</b> | <b>15,757</b> | <b>1:0.9</b> | <b>21.81%</b> | <b>78.19%</b>   | <b>1:1</b>     | <b>1:0.9</b>    | <b>75.34%</b> | <b>13.74%</b>     | <b>61.60%</b>       | <b>74.21%</b>    | <b>25.79%</b>     | <b>89.93%</b>   | <b>69.83%</b>     |
| Consultant Anaesthesia                   | 84.57         | 89            | 1:1          | 70.79%        | 29.21%          | 1:1            | 1:0.9           | 74.16%        | 50.56%            | 23.60%              | 92.13%           | 7.87%             | 95.24%          | 84.62%            |
| Consultant Emergency Medicine            | 31.31         | 32            | 1:1          | 87.50%        | 12.50%          | 1:1            | 1:1             | 84.38%        | 78.13%            | 6.25%               | 93.75%           | 6.25%             | 96.43%          | 75.00%            |
| Consultant Medicine                      | 222.35        | 236           | 1:0.9        | 58.05%        | 41.95%          | 1:1            | 1:0.9           | 70.34%        | 39.83%            | 30.51%              | 92.80%           | 7.20%             | 94.89%          | 89.90%            |
| Consultant Obstetrics & Gynaecology      | 35.35         | 39            | 1:0.9        | 46.15%        | 53.85%          | 1:0.9          | 1:0.9           | 69.23%        | 33.33%            | 35.90%              | 82.05%           | 17.95%            | 83.33%          | 80.95%            |
| Consultant Paediatrics                   | 45.96         | 50            | 1:0.9        | 66.00%        | 34.00%          | 1:0.9          | 1:0.9           | 82.00%        | 56.00%            | 26.00%              | 86.00%           | 14.00%            | 90.91%          | 76.47%            |
| Consultant Pathology                     | 51.09         | 56            | 1:0.9        | 41.07%        | 58.93%          | 1:0.9          | 1:0.9           | 76.79%        | 30.36%            | 46.43%              | 89.29%           | 10.71%            | 91.30%          | 87.88%            |
| Consultant Radiology                     | 56.6          | 62            | 1:0.9        | 62.90%        | 37.10%          | 1:0.9          | 1:0.9           | 85.48%        | 54.84%            | 30.65%              | 85.48%           | 14.52%            | 84.62%          | 86.96%            |
| Consultant Surgery                       | 129.08        | 137           | 1:0.9        | 83.94%        | 16.06%          | 1:0.9          | 1:0.9           | 77.37%        | 64.96%            | 12.41%              | 87.59%           | 12.41%            | 87.83%          | 86.36%            |
| Other Medical                            | 10.34         | 17            | 1:0.6        | 29.41%        | 70.59%          | 1:0.9          | 1:0.5           | 64.71%        | 17.65%            | 47.06%              | 35.29%           | 64.71%            | 80.00%          | 16.67%            |
| Registrar                                | 427.66        | 450           | 1:1          | 58.00%        | 42.00%          | 1:1            | 1:0.9           | 5.11%         | 3.56%             | 1.56%               | 97.33%           | 2.67%             | 96.93%          | 97.88%            |
| Senior House Officer                     | 518.63        | 531           | 1:1          | 43.50%        | 56.50%          | 1:1            | 1:1             | 0.56%         | 0.19%             | 0.38%               | 99.44%           | 0.56%             | 99.57%          | 99.33%            |
| Senior Registrar                         | 34.44         | 35            | 1:1          | 71.43%        | 28.57%          | 1:1            | 1:1             | 68.57%        | 42.86%            | 25.71%              | 94.29%           | 5.71%             | 92.00%          | 100.00%           |
| Specialist Registrar                     | 238.34        | 243           | 1:1          | 45.27%        | 54.73%          | 1:1            | 1:1             | 1.23%         |                   | 1.23%               | 97.53%           | 2.47%             | 99.09%          | 96.24%            |
| Interns                                  | 173.98        | 175           | 1:1          | 39.43%        | 60.57%          | 1:1            | 1:1             |               |                   |                     | 100.00%          |                   | 100.00%         | 100.00%           |
| Consultant Intensive Care Medicine       | 1             | 1             | 1:1          | 100.00%       |                 | 1:1            | 1:              | 100.00%       | 100.00%           |                     | 100.00%          |                   | 100.00%         |                   |
| Consultant Psychiatry                    | 1             | 1             | 1:1          | 100.00%       |                 | 1:1            | 1:              | 100.00%       | 100.00%           |                     | 100.00%          |                   | 100.00%         |                   |
| <b>Medical &amp; Dental</b>              | <b>2,062</b>  | <b>2,154</b>  | <b>1:1</b>   | <b>53.81%</b> | <b>46.19%</b>   | <b>1:1</b>     | <b>1:0.9</b>    | <b>27.62%</b> | <b>17.73%</b>     | <b>9.89%</b>        | <b>95.08%</b>    | <b>4.92%</b>      | <b>95.51%</b>   | <b>94.57%</b>     |
| Clinical Nurse/ Midwife Manager 2        | 681.15        | 759           | 1:0.9        | 6.06%         | 93.94%          | 1:1            | 1:0.9           | 98.29%        | 5.80%             | 92.49%              | 68.25%           | 31.75%            | 95.65%          | 66.48%            |
| Clinical Nurse/ Midwife Specialist       | 202.11        | 224           | 1:0.9        | 4.02%         | 95.98%          | 1:1            | 1:0.9           | 97.77%        | 4.02%             | 93.75%              | 72.77%           | 27.23%            | 100.00%         | 71.63%            |
| Director Nursing/Midwifery, Assistant    | 93.24         | 100           | 1:0.9        | 10.00%        | 90.00%          | 1:1            | 1:0.9           | 95.00%        | 9.00%             | 86.00%              | 80.00%           | 20.00%            | 90.00%          | 78.89%            |
| Nursing Education/Clinical               | 21.87         | 26            | 1:0.8        | 3.85%         | 96.15%          | 1:1            | 1:0.8           | 92.31%        | 3.85%             | 88.46%              | 69.23%           | 30.77%            | 100.00%         | 68.00%            |
| Pre-registration Nurse/ Midwife Intern   | 98.34         | 199           | 1:0.5        | 4.52%         | 95.48%          | 1:0.5          | 1:0.5           |               |                   |                     | 99.50%           | 0.50%             | 100.00%         | 99.47%            |
| Staff Nurses [General/ Children's]       | 3,896.91      | 4,418         | 1:0.9        | 8.08%         | 91.92%          | 1:1            | 1:0.9           | 80.90%        | 6.09%             | 74.81%              | 70.73%           | 29.27%            | 90.48%          | 69.00%            |
| Adv. Nurse/ Midwife, Candidate           | 53.39         | 54            | 1:1          | 16.67%        | 83.33%          | 1:1            | 1:1             | 81.48%        | 12.96%            | 68.52%              | 96.30%           | 3.70%             | 100.00%         | 95.56%            |
| Nursing/ Midwifery awaiting registration | 8.97          | 9             | 1:1          |               | 100.00%         | 1:             | 1:1             | 55.56%        |                   | 55.56%              | 100.00%          |                   |                 | 100.00%           |
| Post-registration Nurse/ Midwife Student | 8.79          | 9             | 1:1          |               | 100.00%         | 1:             | 1:1             | 11.11%        |                   | 11.11%              | 100.00%          |                   |                 | 100.00%           |
| Staff Midwives                           | 261.64        | 313           | 1:0.8        | 0.64%         | 99.36%          | 1:0.9          | 1:0.8           | 96.49%        | 0.32%             | 96.17%              | 41.53%           | 58.47%            | 100.00%         | 41.16%            |
| Advanced Nurse/ Midwife Practitioner     | 81.79         | 84            | 1:1          | 8.33%         | 91.67%          | 1:1            | 1:1             | 100.00%       | 8.33%             | 91.67%              | 94.05%           | 5.95%             | 100.00%         | 93.51%            |



| Demographic Grade Group FEB 2024         | WTE FEB 2024  | No. FEB 2024  | WTE : No     | Number Male % | Number Female % | Male WTE : No. | Female WTE : No | Perm Count %  | Perm Count Male % | Perm Count Female % | Fulltime Count % | Part time Count % | FT Count Male % | FT Count Female % |
|--|---------------|---------------|--------------|---------------|-----------------|----------------|-----------------|---------------|-------------------|---------------------|------------------|-------------------|-----------------|-------------------|
| <b>Total</b>                             | <b>14,061</b> | <b>15,757</b> | <b>1:0.9</b> | <b>21.81%</b> | <b>78.19%</b>   | <b>1:1</b>     | <b>1:0.9</b>    | <b>75.34%</b> | <b>13.74%</b>     | <b>61.60%</b>       | <b>74.21%</b>    | <b>25.79%</b>     | <b>89.93%</b>   | <b>69.83%</b>     |
| Clinical Nurse/ Midwife Manager 1        | 198.23        | 222           | 1:0.9        | 8.11%         | 91.89%          | 1:1            | 1:0.9           | 99.10%        | 7.66%             | 91.44%              | 66.22%           | 33.78%            | 88.89%          | 64.22%            |
| Clinical Nurse/ Midwife Manager 3        | 85.01         | 87            | 1:1          | 6.90%         | 93.10%          | 1:1            | 1:1             | 96.55%        | 6.90%             | 89.66%              | 93.10%           | 6.90%             | 100.00%         | 92.59%            |
| Clinical Nurse/ Midwife Spec., Candidate | 1             | 1             | 1:1          |               | 100.00%         | 1:             | 1:1             | 100.00%       |                   | 100.00%             | 100.00%          |                   |                 | 100.00%           |
| Director of Nursing/Midwifery            | 17            | 17            | 1:1          | 5.88%         | 94.12%          | 1:1            | 1:1             | 94.12%        | 5.88%             | 88.24%              | 100.00%          |                   | 100.00%         | 100.00%           |
| <b>Nursing &amp; Midwifery</b>           | <b>5,709</b>  | <b>6,522</b>  | <b>1:0.9</b> | <b>7.28%</b>  | <b>92.72%</b>   | <b>1:1</b>     | <b>1:0.9</b>    | <b>83.03%</b> | <b>5.69%</b>      | <b>77.34%</b>       | <b>70.94%</b>    | <b>29.06%</b>     | <b>91.79%</b>   | <b>69.31%</b>     |
| Dietitians                               | 91.92         | 106           | 1:0.9        | 5.66%         | 94.34%          | 1:1            | 1:0.9           | 82.08%        | 4.72%             | 77.36%              | 74.53%           | 25.47%            | 83.33%          | 74.00%            |
| Medical Science                          | 406.73        | 460           | 1:0.9        | 19.13%        | 80.87%          | 1:1            | 1:0.9           | 92.83%        | 16.52%            | 76.30%              | 76.09%           | 23.91%            | 94.32%          | 71.77%            |
| Occupational Therapists                  | 99.52         | 109           | 1:0.9        | 7.34%         | 92.66%          | 1:1            | 1:0.9           | 81.65%        | 7.34%             | 74.31%              | 83.49%           | 16.51%            | 100.00%         | 82.18%            |
| Pharmacists                              | 122.82        | 140           | 1:0.9        | 12.86%        | 87.14%          | 1:1            | 1:0.9           | 67.86%        | 10.71%            | 57.14%              | 81.43%           | 18.57%            | 100.00%         | 78.69%            |
| Pharmacy Technicians                     | 92.44         | 111           | 1:0.8        | 2.70%         | 97.30%          | 1:1            | 1:0.8           | 80.18%        | 1.80%             | 78.38%              | 63.06%           | 36.94%            | 66.67%          | 62.96%            |
| Phlebotomists                            | 56.7          | 85            | 1:0.7        | 12.94%        | 87.06%          | 1:0.6          | 1:0.7           | 56.47%        | 4.71%             | 51.76%              | 44.71%           | 55.29%            | 36.36%          | 45.95%            |
| Physiotherapists                         | 248.3         | 286           | 1:0.9        | 17.48%        | 82.52%          | 1:1            | 1:0.8           | 82.87%        | 14.34%            | 68.53%              | 76.57%           | 23.43%            | 96.00%          | 72.46%            |
| Radiographers                            | 277.36        | 323           | 1:0.9        | 18.27%        | 81.73%          | 1:1            | 1:0.8           | 86.69%        | 17.03%            | 69.66%              | 67.49%           | 32.51%            | 89.83%          | 62.50%            |
| Social Workers                           | 56.72         | 63            | 1:0.9        | 15.87%        | 84.13%          | 1:1            | 1:0.9           | 85.71%        | 12.70%            | 73.02%              | 82.54%           | 17.46%            | 100.00%         | 79.25%            |
| Speech & Language Therapists             | 60.96         | 69            | 1:0.9        |               | 100.00%         | 1:             | 1:0.9           | 88.41%        |                   | 88.41%              | 75.36%           | 24.64%            |                 | 75.36%            |
| Biochemists                              | 7.66          | 8             | 1:1          | 25.00%        | 75.00%          | 1:1            | 1:0.9           | 87.50%        | 12.50%            | 75.00%              | 100.00%          |                   | 100.00%         | 100.00%           |
| Cardiac Physiologists                    | 49.8          | 55            | 1:0.9        | 16.36%        | 83.64%          | 1:1            | 1:0.9           | 72.73%        | 9.09%             | 63.64%              | 81.82%           | 18.18%            | 100.00%         | 78.26%            |
| Clinical Engineering                     | 33.44         | 34            | 1:1          | 73.53%        | 26.47%          | 1:1            | 1:0.9           | 97.06%        | 73.53%            | 23.53%              | 97.06%           | 2.94%             | 100.00%         | 88.89%            |
| HSCP Trainees/Students                   | 22            | 22            | 1:1          | 22.73%        | 77.27%          | 1:1            | 1:1             |               |                   |                     | 100.00%          |                   | 100.00%         | 100.00%           |
| Podiatrists & Chiropodists               | 9.37          | 10            | 1:0.9        | 10.00%        | 90.00%          | 1:1            | 1:0.9           | 80.00%        |                   | 80.00%              | 70.00%           | 30.00%            | 100.00%         | 66.67%            |
| Radiation Therapists                     | 36.52         | 42            | 1:0.9        | 4.76%         | 95.24%          | 1:0.6          | 1:0.9           | 95.24%        | 2.38%             | 92.86%              | 71.43%           | 28.57%            | 50.00%          | 72.50%            |
| Vascular Physiologists                   | 1             | 1             | 1:1          |               | 100.00%         | 1:             | 1:1             |               |                   |                     | 100.00%          |                   |                 | 100.00%           |
| Audiology                                | 5.64          | 7             | 1:0.8        | 28.57%        | 71.43%          | 1:0.9          | 1:0.8           | 71.43%        | 28.57%            | 42.86%              | 71.43%           | 28.57%            | 100.00%         | 60.00%            |
| Dosimetrists                             | 10.61         | 13            | 1:0.8        | 7.69%         | 92.31%          | 1:0.4          | 1:0.9           | 92.31%        | 7.69%             | 84.62%              | 61.54%           | 38.46%            |                 | 66.67%            |
| Neuro-Physiologists                      | 6.25          | 8             | 1:0.8        | 62.50%        | 37.50%          | 1:0.8          | 1:0.7           | 87.50%        | 62.50%            | 25.00%              | 75.00%           | 25.00%            | 100.00%         | 33.33%            |
| Orthoptists                              | 2.36          | 3             | 1:0.8        |               | 100.00%         | 1:             | 1:0.8           | 100.00%       |                   | 100.00%             | 66.67%           | 33.33%            |                 | 66.67%            |
| Perfusionists                            | 2.55          | 3             | 1:0.9        | 33.33%        | 66.67%          | 1:0.8          | 1:0.9           | 100.00%       | 33.33%            | 66.67%              | 33.33%           | 66.67%            |                 | 50.00%            |
| Physicists                               | 35.45         | 37            | 1:1          | 70.27%        | 29.73%          | 1:1            | 1:0.9           | 100.00%       | 70.27%            | 29.73%              | 91.89%           | 8.11%             | 100.00%         | 72.73%            |
| Psychologists                            | 11.62         | 14            | 1:0.8        | 14.29%        | 85.71%          | 1:0.8          | 1:0.8           | 100.00%       | 14.29%            | 85.71%              | 64.29%           | 35.71%            | 100.00%         | 58.33%            |
| E.C.G. Technicians                       | 1             | 1             | 1:1          | 100.00%       |                 | 1:1            | 1:              | 100.00%       | 100.00%           |                     | 100.00%          |                   | 100.00%         |                   |
| Gastrointestinal Physiologists           | 2             | 2             | 1:1          |               | 100.00%         | 1:             | 1:1             | 100.00%       |                   | 100.00%             | 100.00%          |                   |                 | 100.00%           |
| Other Health & Social Care               | 5             | 5             | 1:1          | 20.00%        | 80.00%          | 1:1            | 1:1             | 100.00%       | 20.00%            | 80.00%              | 100.00%          |                   | 100.00%         | 100.00%           |
| Play Therapists/ Specialists             | 1.83          | 2             | 1:0.9        |               | 100.00%         | 1:             | 1:0.9           | 100.00%       |                   | 100.00%             | 100.00%          |                   |                 | 100.00%           |



| Demographic Grade Group FEB 2024              | WTE FEB 2024  | No. FEB 2024  | WTE : No     | Number Male % | Number Female % | Male WTE : No. | Female WTE : No | Perm Count %  | Perm Count Male % | Perm Count Female % | Fulltime Count % | Part time Count % | FT Count Male % | FT Count Female % |
|---|---------------|---------------|--------------|---------------|-----------------|----------------|-----------------|---------------|-------------------|---------------------|------------------|-------------------|-----------------|-------------------|
| <b>Total</b>                                  | <b>14,061</b> | <b>15,757</b> | <b>1:0.9</b> | <b>21.81%</b> | <b>78.19%</b>   | <b>1:1</b>     | <b>1:0.9</b>    | <b>75.34%</b> | <b>13.74%</b>     | <b>61.60%</b>       | <b>74.21%</b>    | <b>25.79%</b>     | <b>89.93%</b>   | <b>69.83%</b>     |
| Respiratory Physiologists                     | 7             | 7             | 1:1          | 14.29%        | 85.71%          | 1:1            | 1:1             | 71.43%        | 14.29%            | 57.14%              | 100.00%          |                   | 100.00%         | 100.00%           |
| <b>Health &amp; Social Care Professionals</b> | <b>1,765</b>  | <b>2,026</b>  | <b>1:0.9</b> | <b>16.63%</b> | <b>83.37%</b>   | <b>1:1</b>     | <b>1:0.9</b>    | <b>83.46%</b> | <b>14.12%</b>     | <b>69.35%</b>       | <b>74.58%</b>    | <b>25.42%</b>     | <b>92.58%</b>   | <b>70.99%</b>     |
| General Administrative (III & IV)             | 1,449.57      | 1,603         | 1:0.9        | 14.78%        | 85.22%          | 1:1            | 1:0.9           | 81.66%        | 11.35%            | 70.31%              | 73.61%           | 26.39%            | 94.09%          | 70.06%            |
| Middle Management (V-VII)                     | 502.43        | 539           | 1:0.9        | 20.59%        | 79.41%          | 1:1            | 1:0.9           | 97.59%        | 20.22%            | 77.37%              | 80.33%           | 19.67%            | 98.20%          | 75.70%            |
| Executive Management                          | 13            | 13            | 1:1          | 30.77%        | 69.23%          | 1:1            | 1:1             | 92.31%        | 23.08%            | 69.23%              | 100.00%          |                   | 100.00%         | 100.00%           |
| Senior Management (VIII & GM)                 | 61.68         | 63            | 1:1          | 33.33%        | 66.67%          | 1:1            | 1:1             | 98.41%        | 31.75%            | 66.67%              | 98.41%           | 1.59%             | 100.00%         | 97.62%            |
| <b>Management &amp; Administrative</b>        | <b>2,027</b>  | <b>2,218</b>  | <b>1:0.9</b> | <b>16.82%</b> | <b>83.18%</b>   | <b>1:1</b>     | <b>1:0.9</b>    | <b>86.07%</b> | <b>14.16%</b>     | <b>71.91%</b>       | <b>76.10%</b>    | <b>23.90%</b>     | <b>95.71%</b>   | <b>72.14%</b>     |
| Catering                                      | 102.49        | 113           | 1:0.9        | 38.94%        | 61.06%          | 1:0.9          | 1:0.9           | 90.27%        | 30.97%            | 59.29%              | 76.11%           | 23.89%            | 84.09%          | 71.01%            |
| Household Services                            | 734.92        | 882           | 1:0.8        | 23.13%        | 76.87%          | 1:0.8          | 1:0.8           | 68.82%        | 11.34%            | 57.48%              | 47.17%           | 52.83%            | 66.18%          | 41.45%            |
| Maintenance                                   | 37.85         | 40            | 1:0.9        | 100.00%       |                 | 1:0.9          | 1:              | 97.50%        | 97.50%            |                     | 92.50%           | 7.50%             | 92.50%          |                   |
| Other Labs & Associated                       | 112.37        | 136           | 1:0.8        | 25.74%        | 74.26%          | 1:0.9          | 1:0.8           | 58.82%        | 13.24%            | 45.59%              | 76.47%           | 23.53%            | 85.71%          | 73.27%            |
| Portering                                     | 423.71        | 449           | 1:0.9        | 89.98%        | 10.02%          | 1:0.9          | 1:0.9           | 73.27%        | 65.92%            | 7.35%               | 82.18%           | 17.82%            | 83.91%          | 66.67%            |
| Other Support                                 | 132.86        | 148           | 1:0.9        | 35.81%        | 64.19%          | 1:1            | 1:0.9           | 91.22%        | 32.43%            | 58.78%              | 61.49%           | 38.51%            | 96.23%          | 42.11%            |
| Technical Services                            | 4             | 4             | 1:1          | 100.00%       |                 | 1:1            | 1:              | 50.00%        | 50.00%            |                     | 100.00%          |                   | 100.00%         |                   |
| <b>General Support</b>                        | <b>1,548</b>  | <b>1,772</b>  | <b>1:0.9</b> | <b>44.24%</b> | <b>55.76%</b>   | <b>1:0.9</b>   | <b>1:0.8</b>    | <b>73.02%</b> | <b>30.36%</b>     | <b>42.66%</b>       | <b>62.47%</b>    | <b>37.53%</b>     | <b>80.74%</b>   | <b>47.98%</b>     |
| Attendant/ Aide                               | 125.81        | 141           | 1:0.9        | 43.26%        | 56.74%          | 1:1            | 1:0.8           | 96.45%        | 43.26%            | 53.19%              | 65.96%           | 34.04%            | 93.44%          | 45.00%            |
| Health Care Assistant/ Care Assistant         | 751.99        | 843           | 1:0.9        | 24.79%        | 75.21%          | 1:0.9          | 1:0.9           | 91.10%        | 21.83%            | 69.28%              | 66.43%           | 33.57%            | 75.60%          | 63.41%            |
| Pastoral Care                                 | 11.69         | 16            | 1:0.7        | 75.00%        | 25.00%          | 1:0.7          | 1:0.8           | 50.00%        | 31.25%            | 18.75%              | 56.25%           | 43.75%            | 50.00%          | 75.00%            |
| Health & Social Care Assistants               | 25.79         | 27            | 1:1          | 22.22%        | 77.78%          | 1:1            | 1:0.9           | 70.37%        | 14.81%            | 55.56%              | 88.89%           | 11.11%            | 100.00%         | 85.71%            |
| Other Care Grades                             | 35.17         | 38            | 1:0.9        | 55.26%        | 44.74%          | 1:1            | 1:0.9           | 97.37%        | 52.63%            | 44.74%              | 71.05%           | 28.95%            | 90.48%          | 47.06%            |
| <b>Patient &amp; Client Care</b>              | <b>950</b>    | <b>1,065</b>  | <b>1:0.9</b> | <b>29.01%</b> | <b>70.99%</b>   | <b>1:0.9</b>   | <b>1:0.9</b>    | <b>90.89%</b> | <b>25.73%</b>     | <b>65.16%</b>       | <b>66.95%</b>    | <b>33.05%</b>     | <b>79.61%</b>   | <b>61.77%</b>     |



South/South West Hospital Group FEB 2024

| Demographic Hospital FEB 2024       | WTE FEB 2024  | No. FEB 2024  | WTE : No     | Number Male % | Number Female % | Male WTE : No. | Female WTE : No | Perm Count %  | Perm Count Male % | Perm Count Female % | Fulltime Count % | Part time Count % | FT Count Male % | FT Count Female % |
|-------------------------------------|---------------|---------------|--------------|---------------|-----------------|----------------|-----------------|---------------|-------------------|---------------------|------------------|-------------------|-----------------|-------------------|
| <b>Total</b>                        | <b>14,061</b> | <b>15,757</b> | <b>1:0.9</b> | <b>21.81%</b> | <b>78.19%</b>   | <b>1:1</b>     | <b>1:0.9</b>    | <b>75.34%</b> | <b>13.74%</b>     | <b>61.60%</b>       | <b>74.21%</b>    | <b>25.79%</b>     | <b>89.93%</b>   | <b>69.83%</b>     |
| Bantry General                      | 330           | 383           | 1:0.9        | 14.88%        | 85.12%          | 1:0.9          | 1:0.9           | 86.68%        | 11.23%            | 75.46%              | 66.58%           | 33.42%            | 85.96%          | 63.19%            |
| Cork University                     | 5,249         | 5,913         | 1:0.9        | 23.54%        | 76.46%          | 1:0.9          | 1:0.9           | 66.46%        | 12.90%            | 53.56%              | 75.27%           | 24.73%            | 88.07%          | 71.33%            |
| Lourdes Orthopaedic Kilcreene       | 74            | 83            | 1:0.9        | 22.89%        | 77.11%          | 1:1            | 1:0.9           | 91.57%        | 14.46%            | 77.11%              | 57.83%           | 42.17%            | 94.74%          | 46.88%            |
| Mallow General                      | 355           | 395           | 1:0.9        | 15.95%        | 84.05%          | 1:1            | 1:0.9           | 67.59%        | 7.59%             | 60.00%              | 71.65%           | 28.35%            | 92.06%          | 67.77%            |
| Mercy University                    | 1,531         | 1,715         | 1:0.9        | 20.23%        | 79.77%          | 1:1            | 1:0.9           | 82.51%        | 15.34%            | 67.17%              | 72.77%           | 27.23%            | 93.37%          | 67.54%            |
| SSWHG HQ                            | 97            | 103           | 1:0.9        | 22.33%        | 77.67%          | 1:1            | 1:0.9           | 91.26%        | 19.42%            | 71.84%              | 91.26%           | 8.74%             | 100.00%         | 88.75%            |
| South Infirmary Victoria University | 919           | 1,079         | 1:0.9        | 19.37%        | 80.63%          | 1:0.9          | 1:0.8           | 73.59%        | 11.77%            | 61.82%              | 54.68%           | 45.32%            | 74.16%          | 50.00%            |
| South Tipperary General             | 1,185         | 1,323         | 1:0.9        | 19.88%        | 80.12%          | 1:0.9          | 1:0.9           | 74.38%        | 12.62%            | 61.75%              | 74.23%           | 25.77%            | 90.87%          | 70.09%            |
| UH Kerry                            | 1,543         | 1,740         | 1:0.9        | 20.57%        | 79.43%          | 1:1            | 1:0.9           | 83.16%        | 13.85%            | 69.31%              | 74.14%           | 25.86%            | 92.74%          | 69.32%            |
| UH Waterford                        | 2,778         | 3,023         | 1:0.9        | 23.35%        | 76.65%          | 1:1            | 1:0.9           | 83.79%        | 16.51%            | 67.28%              | 81.14%           | 18.86%            | 94.48%          | 77.08%            |





South/South West Hospital Group Employment Report:

Month-on-Month Summary

| WTE change since JAN 2024           |       | % WTE change since JAN 2024 | Overall      |              | Medical & Dental |              | Nursing & Midwifery |             | Health & Social Care Professionals |             | Management & Administrative |              | General Support |              | Patient & Client Care |
|-------------------------------------|-------|-----------------------------|--------------|--------------|------------------|--------------|---------------------|-------------|------------------------------------|-------------|-----------------------------|--------------|-----------------|--------------|-----------------------|
| <b>Overall</b>                      |       | <b>+0.46%</b>               | <b>+64.8</b> | <b>+17.9</b> | <b>+17.9</b>     | <b>+64.3</b> | <b>+64.3</b>        | <b>-9.2</b> | <b>-9.2</b>                        | <b>-2.9</b> | <b>-2.9</b>                 | <b>-16.7</b> | <b>-16.7</b>    | <b>+11.5</b> | <b>+11.5</b>          |
| Cork University                     | 48036 | +0.52%                      | +27.4        | +5.1         | +5.1             | +42.0        | +42.0               | +2.5        | +2.5                               | -5.9        | -5.9                        | -20.5        | -20.5           | +4.2         | +4.2                  |
| UH Waterford                        | 48037 | +0.71%                      | +19.7        | +9.4         | +9.4             | +9.2         | +9.2                | -2.1        | -2.1                               | +1.6        | +1.6                        | -1.8         | -1.8            | +3.5         | +3.5                  |
| UH Kerry                            | 48038 | +0.24%                      | +3.6         | +4.5         | +4.5             | +3.5         | +3.5                | -1.5        | -1.5                               | -1.3        | -1.3                        | +0.6         | +0.6            | -2.2         | -2.2                  |
| Mercy University                    | 48039 | -0.57%                      | -8.8         | -0.7         | -0.7             | -3.1         | -3.1                | -4.5        | -4.5                               | -0.7        | -0.7                        | +0.1         | +0.1            | -0.0         | -0.0                  |
| South Tipperary General             | 48040 | +0.01%                      | +0.1         | -0.7         | -0.7             | +5.2         | +5.2                | -1.9        | -1.9                               | +1.5        | +1.5                        | -3.2         | -3.2            | -0.9         | -0.9                  |
| South Infirmary Victoria University | 48041 | +0.36%                      | +3.3         | +1.0         | +1.0             | +2.7         | +2.7                | -1.6        | -1.6                               | -1.0        | -1.0                        | +0.0         | +0.0            | +2.3         | +2.3                  |
| Bantry General                      | 48042 | +0.55%                      | +1.8         | -1.2         | -1.2             | +1.7         | +1.7                | -0.8        | -0.8                               | +1.0        | +1.0                        | +0.5         | +0.5            | +0.6         | +0.6                  |
| Mallow General                      | 48043 | +4.71%                      | +16.0        | +0.4         | +0.4             | +0.8         | +0.8                | +0.7        | +0.7                               | +2.0        | +2.0                        | +8.1         | +8.1            | +4.0         | +4.0                  |
| Lourdes Orthopaedic Kilcreene       | 48044 | +2.61%                      | +1.9         | -0.0         | -0.0             | +2.4         | +2.4                |             |                                    | +0.0        | +0.0                        | -0.5         | -0.5            |              |                       |
| SSWHG HQ                            | 48045 | -0.17%                      | -0.2         | +0.0         | +0.0             | +0.0         | +0.0                | +0.0        | +0.0                               | -0.2        | -0.2                        |              |                 |              |                       |



South/South West Hospital Group Employment Report: FEB 2024

Year-to-Date Summary

| WTE change since DEC 2023           | % WTE change since DEC 2023 | Overall     |            | Medical & Dental |            | Nursing & Midwifery |           | Health & Social Care Professionals |            | Management & Administrative |            | General Support |            | Patient & Client Care |
|-------------------------------------|-----------------------------|-------------|------------|------------------|------------|---------------------|-----------|------------------------------------|------------|-----------------------------|------------|-----------------|------------|-----------------------|
| <b>Overall</b>                      | <b>+0.82%</b>               | <b>+115</b> | <b>+22</b> | <b>+22</b>       | <b>+80</b> | <b>+80</b>          | <b>+2</b> | <b>+2</b>                          | <b>-10</b> | <b>-10</b>                  | <b>+12</b> | <b>+12</b>      | <b>+10</b> | <b>+10</b>            |
| Cork University                     | +0.28%                      | +15         | +6         | +6               | +30        | +30                 | +1        | +1                                 | -18        | -18                         | -7         | -7              | +2         | +2                    |
| UH Waterford                        | +1.31%                      | +36         | +10        | +10              | +17        | +17                 | +3        | +3                                 | -2         | -2                          | +3         | +3              | +6         | +6                    |
| UH Kerry                            | +0.55%                      | +9          | +3         | +3               | +7         | +7                  | +1        | +1                                 | -0         | -0                          | +1         | +1              | -3         | -3                    |
| Mercy University                    | -0.04%                      | -1          | +1         | +1               | +3         | +3                  | -4        | -4                                 | +2         | +2                          | -0         | -0              | -3         | -3                    |
| South Tipperary General             | +1.00%                      | +12         | -1         | -1               | +9         | +9                  | +0        | +0                                 | +0         | +0                          | +5         | +5              | -2         | -2                    |
| South Infirmary Victoria University | +1.22%                      | +11         | +2         | +2               | +3         | +3                  | +2        | +2                                 | +4         | +4                          | -2         | -2              | +3         | +3                    |
| Bantry General                      | +0.86%                      | +3          | -1         | -1               | +3         | +3                  | -1        | -1                                 | +1         | +1                          | +1         | +1              | -0         | -0                    |
| Mallow General                      | +7.73%                      | +25         | +2         | +2               | +3         | +3                  | -0        | -0                                 | +2         | +2                          | +12        | +12             | +6         | +6                    |
| Lourdes Orthopaedic Kilcreene       | +6.30%                      | +4          | +0         | +0               | +5         | +5                  |           |                                    | +0         | +0                          | -1         | -1              |            |                       |
| SSWHG HQ                            | +1.18%                      | +1          | +0         | +0               | +0         | +0                  | +0        | +0                                 | +1         | +1                          |            |                 |            |                       |



South/South West Hospital Group Employment Report: FEB 202


Year-on-Year Summary

| WTE change since FEB 2023           | % WTE change since FEB 2023 | Overall       |             | Medical & Dental |             | Nursing & Midwifery |            | Health & Social Care Professionals |             | Management & Administrative |            | General Support |             | Patient & Client Care |
|-------------------------------------|-----------------------------|---------------|-------------|------------------|-------------|---------------------|------------|------------------------------------|-------------|-----------------------------|------------|-----------------|-------------|-----------------------|
| <b>Overall</b>                      | <b>+8.88%</b>               | <b>+1,147</b> | <b>+236</b> | <b>+236</b>      | <b>+557</b> | <b>+557</b>         | <b>+79</b> | <b>+79</b>                         | <b>+109</b> | <b>+109</b>                 | <b>+35</b> | <b>+35</b>      | <b>+132</b> | <b>+132</b>           |
| Cork University                     | +8.66%                      | +418          | +108        | <b>+108</b>      | +229        | <b>+229</b>         | +32        | <b>+32</b>                         | -19         | <b>-19</b>                  | -2         | <b>-2</b>       | +70         | <b>+70</b>            |
| UH Waterford                        | +10.65%                     | +267          | +64         | <b>+64</b>       | +129        | <b>+129</b>         | +18        | <b>+18</b>                         | +35         | <b>+35</b>                  | +18        | <b>+18</b>      | +3          | <b>+3</b>             |
| UH Kerry                            | +6.20%                      | +90           | +22         | <b>+22</b>       | +30         | <b>+30</b>          | +20        | <b>+20</b>                         | +7          | <b>+7</b>                   | -4         | <b>-4</b>       | +15         | <b>+15</b>            |
| Mercy University                    | +5.67%                      | +82           | +11         | <b>+11</b>       | +40         | <b>+40</b>          | +2         | <b>+2</b>                          | +19         | <b>+19</b>                  | -0         | <b>-0</b>       | +11         | <b>+11</b>            |
| South Tipperary General             | +9.54%                      | +103          | +13         | <b>+13</b>       | +50         | <b>+50</b>          | +3         | <b>+3</b>                          | +23         | <b>+23</b>                  | -1         | <b>-1</b>       | +16         | <b>+16</b>            |
| South Infirmary Victoria University | +6.49%                      | +56           | +5          | <b>+5</b>        | +28         | <b>+28</b>          | +3         | <b>+3</b>                          | +19         | <b>+19</b>                  | -3         | <b>-3</b>       | +4          | <b>+4</b>             |
| Bantry General                      | +3.17%                      | +10           | +2          | <b>+2</b>        | +11         | <b>+11</b>          | -1         | <b>-1</b>                          | -2          | <b>-2</b>                   | +2         | <b>+2</b>       | -3          | <b>-3</b>             |
| Mallow General                      | +39.64%                     | +101          | +13         | <b>+13</b>       | +37         | <b>+37</b>          | +4         | <b>+4</b>                          | +3          | <b>+3</b>                   | +28        | <b>+28</b>      | +16         | <b>+16</b>            |
| Lourdes Orthopaedic Kilcreene       | +2.68%                      | +2            | +2          | <b>+2</b>        | +3          | <b>+3</b>           |            |                                    | -0          | <b>-0</b>                   | -3         | <b>-3</b>       |             |                       |
| SSWHG HQ                            | +21.92%                     | +17           | -3          | <b>-3</b>        | -0          | <b>-0</b>           | -1         | <b>-1</b>                          | +22         | <b>+22</b>                  |            |                 | -0          | <b>-0</b>             |




South/South West Hospital Group Employment Report: FEB

Previous Month Summary Chart: Change since JAN 2024



South/South West Hospital Group Employment Report: FEB 20

Previous Year Summary Chart: Change since FEB 2023



South/South West Hospital Group Employment Report: FEB

YTD Summary Chart: Change since DEC 2023

