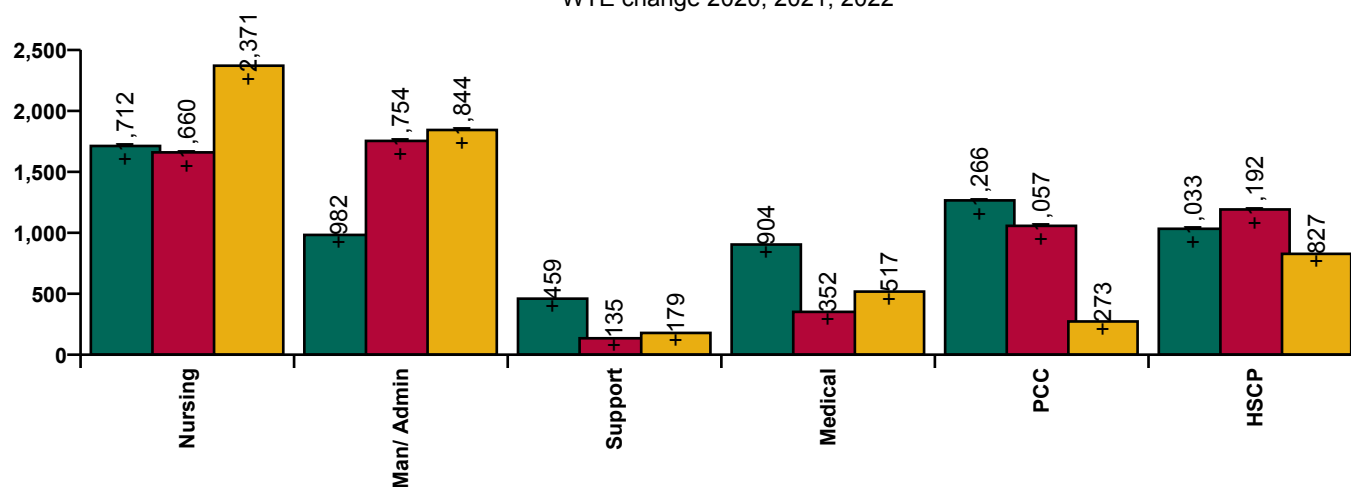


Health Service Personnel Census Report: January 2023

Employment by Staff Group

| Staff Category /Staff Group | WTE Dec 2019 | WTE Dec 2020 | WTE Dec 2021 | WTE Dec 2022 | WTE Jan 2023 | Change Dec 2019 to Dec 20 | Change Dec 2020 to Dec 21 | Change Dec 2021 to Jan 23 | Change Dec 2022 to Jan 23 | Headcount [No.] Jan 2023 |
|---|----------------|----------------|----------------|----------------|----------------|---------------------------|---------------------------|---------------------------|---------------------------|--------------------------|
| Overall | 119,817 | 126,174 | 132,323 | 137,745 | 138,334 | +6,357 | +6,149 | +6,010 | +588 | 157,654 |
| Consultants | 3,250 | 3,458 | 3,608 | 3,869 | 3,868 | +208 | +150 | +260 | -2 | 4,233 |
| Registrars | 3,679 | 3,876 | 4,104 | 4,353 | 4,342 | +196 | +229 | +237 | -11 | 4,770 |
| SHO/ Interns | 3,116 | 3,594 | 3,587 | 3,661 | 3,622 | +478 | -8 | +36 | -39 | 3,963 |
| Medical/ Dental, other | 812 | 833 | 814 | 813 | 799 | +21 | -19 | -15 | -15 | 1,125 |
| Medical & Dental | 10,857 | 11,762 | 12,113 | 12,697 | 12,631 | +904 | +352 | +517 | -67 | 14,091 |
| Nurse/ Midwife Manager | 7,984 | 8,344 | 8,852 | 9,345 | 9,443 | +360 | +508 | +591 | +98 | 10,295 |
| Nurse/ Midwife Specialist & AN/MP | 1,996 | 2,299 | 2,481 | 2,974 | 3,042 | +302 | +183 | +560 | +68 | 3,350 |
| Staff Nurse/ Staff Midwife | 25,693 | 26,763 | 27,850 | 28,757 | 28,747 | +1,070 | +1,087 | +898 | -10 | 32,553 |
| Public Health Nurse | 1,537 | 1,557 | 1,523 | 1,504 | 1,502 | +20 | -34 | -21 | -1 | 1,795 |
| Nursing/ Midwifery Student | 644 | 592 | 526 | 712 | 880 | -52 | -65 | +354 | +169 | 1,759 |
| Nursing/ Midwifery other | 350 | 362 | 344 | 327 | 333 | +12 | -18 | -11 | +6 | 376 |
| Nursing & Midwifery | 38,205 | 39,917 | 41,576 | 43,619 | 43,947 | +1,712 | +1,660 | +2,371 | +328 | 50,128 |
| Therapy Professions | 5,234 | 5,565 | 5,947 | 6,320 | 6,352 | +331 | +382 | +405 | +32 | 7,239 |
| Health Science/ Diagnostics | 4,500 | 4,731 | 4,918 | 5,052 | 5,078 | +230 | +188 | +160 | +27 | 5,646 |
| Social Care | 2,710 | 2,909 | 3,127 | 3,171 | 3,147 | +199 | +219 | +19 | -24 | 3,712 |
| Social Workers | 1,165 | 1,238 | 1,296 | 1,430 | 1,450 | +74 | +58 | +154 | +20 | 1,619 |
| Psychologists | 1,004 | 1,066 | 1,095 | 1,120 | 1,134 | +62 | +29 | +39 | +14 | 1,283 |
| Pharmacy | 1,038 | 1,164 | 1,292 | 1,323 | 1,330 | +126 | +128 | +38 | +7 | 1,487 |
| H&SC, Other | 1,123 | 1,134 | 1,324 | 1,306 | 1,336 | +12 | +189 | +12 | +30 | 1,561 |
| Health & Social Care Professionals | 16,774 | 17,807 | 18,999 | 19,721 | 19,826 | +1,033 | +1,192 | +827 | +105 | 22,547 |
| Management (VIII & above) | 1,842 | 1,969 | 2,216 | 2,446 | 2,467 | +128 | +246 | +251 | +20 | 2,533 |
| Administrative/ Supervisory (V to VII) | 5,199 | 5,821 | 6,705 | 7,737 | 7,888 | +622 | +884 | +1,182 | +151 | 8,319 |
| Clerical (III & IV) | 11,805 | 12,038 | 12,661 | 12,974 | 13,072 | +233 | +623 | +411 | +99 | 14,808 |
| Management & Administrative | 18,846 | 19,829 | 21,583 | 23,156 | 23,426 | +982 | +1,754 | +1,844 | +270 | 25,660 |
| Support | 8,234 | 8,676 | 8,813 | 8,913 | 8,936 | +442 | +137 | +122 | +23 | 10,364 |
| Maintenance/ Technical | 1,182 | 1,200 | 1,197 | 1,221 | 1,253 | +17 | -3 | +56 | +33 | 1,299 |
| General Support | 9,416 | 9,876 | 10,010 | 10,134 | 10,189 | +459 | +135 | +179 | +55 | 11,663 |
| Health Care Assistants | 17,396 | 18,554 | 19,326 | 19,309 | 19,201 | +1,157 | +772 | -125 | -109 | 22,150 |
| Home Help | 3,569 | 3,543 | 3,546 | 3,782 | 3,736 | -26 | +2 | +190 | -46 | 5,271 |
| Ambulance Staff | 1,828 | 1,877 | 1,936 | 1,932 | 1,981 | +49 | +59 | +45 | +49 | 2,077 |
| Care, other | 2,925 | 3,011 | 3,234 | 3,395 | 3,398 | +85 | +224 | +163 | +2 | 4,067 |
| Patient & Client Care | 25,719 | 26,985 | 28,042 | 28,418 | 28,314 | +1,266 | +1,057 | +273 | -104 | 33,565 |

WTE change 2020, 2021, 2022



Health Service Personnel Census Report: January 2023

Employment by Grade Group

| January 2023 | WTE Dec 2019 | WTE Dec 2020 | WTE Dec 2021 | WTE Dec 2022 | WTE Jan 2023 | Change Dec 2019 to Dec 20 | Change Dec 2020 to Dec 21 | Change Dec 2021 to Jan 23 | Change Dec 2022 to Jan 23 | Headcount [No.] Jan 2023 |
|--|----------------|----------------|----------------|----------------|----------------|---------------------------|---------------------------|---------------------------|---------------------------|--------------------------|
| Overall | 119,817 | 126,174 | 132,323 | 137,745 | 138,334 | +6,357 | +6,149 | +6,010 | +588 | 157,654 |
| Consultant Anaesthesia | 407 | 431 | 437 | 453 | 449 | +24 | +6 | +12 | -3 | 482 |
| Consultant Dentistry | 17 | 16 | 16 | 19 | 19 | -1 | -0 | +3 | -1 | 22 |
| Consultant Emergency Medicine | 108 | 121 | 131 | 156 | 158 | +13 | +10 | +26 | +2 | 172 |
| Consultant Intensive Care Medicine | 16 | 18 | 21 | 23 | 23 | +2 | +3 | +2 | -0 | 24 |
| Consultant Medicine | 828 | 914 | 978 | 1,099 | 1,095 | +86 | +64 | +117 | -4 | 1,196 |
| Consultant Obstetrics & Gynaecology | 161 | 170 | 170 | 178 | 181 | +9 | -1 | +11 | +3 | 200 |
| Consultant Paediatrics | 197 | 216 | 221 | 238 | 238 | +19 | +5 | +17 | +0 | 260 |
| Consultant Pathology | 259 | 272 | 285 | 297 | 300 | +14 | +13 | +15 | +3 | 329 |
| Consultant Psychiatry | 407 | 422 | 438 | 449 | 446 | +16 | +16 | +8 | -3 | 497 |
| Consultant Radiology | 295 | 301 | 309 | 320 | 319 | +5 | +9 | +10 | -1 | 343 |
| Consultant Surgery | 553 | 575 | 602 | 638 | 638 | +22 | +27 | +36 | +0 | 703 |
| Consultant, Other | 1 | | 1 | | 2 | -1 | +1 | +1 | +2 | 5 |
| Consultants | 3,250 | 3,458 | 3,608 | 3,869 | 3,868 | +208 | +150 | +260 | -2 | 4,233 |
| Registrar | 2,271 | 2,378 | 2,451 | 2,617 | 2,640 | +107 | +72 | +190 | +23 | 2,868 |
| Senior Registrar | 211 | 238 | 249 | 258 | 252 | +27 | +11 | +3 | -7 | 268 |
| Specialist Registrar | 1,197 | 1,260 | 1,405 | 1,478 | 1,449 | +63 | +145 | +44 | -28 | 1,634 |
| Registrars | 3,679 | 3,876 | 4,104 | 4,353 | 4,342 | +196 | +229 | +237 | -11 | 4,770 |
| Interns | 726 | 971 | 867 | 815 | 810 | +245 | -104 | -57 | -5 | 895 |
| Senior House Officer | 2,390 | 2,623 | 2,719 | 2,846 | 2,812 | +233 | +96 | +93 | -34 | 3,068 |
| SHO/ Interns | 3,116 | 3,594 | 3,587 | 3,661 | 3,622 | +478 | -8 | +36 | -39 | 3,963 |
| Dentists | 311 | 313 | 315 | 315 | 312 | +2 | +2 | -2 | -3 | 416 |
| Other Medical | 501 | 520 | 499 | 498 | 486 | +19 | -21 | -13 | -12 | 709 |
| Medical/ Dental, other | 812 | 833 | 814 | 813 | 799 | +21 | -19 | -15 | -15 | 1,125 |
| Medical & Dental | 10,857 | 11,762 | 12,113 | 12,697 | 12,631 | +904 | +352 | +517 | -67 | 14,091 |
| Clinical Nurse/ Midwife Manager | 6,746 | 7,038 | 7,443 | 7,871 | 7,921 | +292 | +404 | +478 | +50 | 8,663 |
| Director Nursing/Midwifery, Assistant | 941 | 1,000 | 1,077 | 1,135 | 1,181 | +59 | +77 | +104 | +46 | 1,282 |
| Director of Nursing/Midwifery | 298 | 306 | 332 | 338 | 341 | +8 | +27 | +8 | +2 | 350 |
| Nurse/ Midwife Manager | 7,984 | 8,344 | 8,852 | 9,345 | 9,443 | +360 | +508 | +591 | +98 | 10,295 |
| Advanced Nurse/ Midwife Practitioner | 385 | 519 | 597 | 839 | 878 | +134 | +78 | +281 | +39 | 918 |
| Clinical Nurse/ Midwife Specialist | 1,612 | 1,780 | 1,885 | 2,135 | 2,164 | +168 | +105 | +279 | +29 | 2,432 |
| Nurse/ Midwife Specialist & AN/MP | 1,996 | 2,299 | 2,481 | 2,974 | 3,042 | +302 | +183 | +560 | +68 | 3,350 |
| Nursing Bank | 31 | 23 | 13 | 10 | 11 | -8 | -10 | -3 | +1 | 23 |
| Staff Midwives | 1,465 | 1,486 | 1,466 | 1,431 | 1,430 | +21 | -20 | -36 | -1 | 1,715 |
| Staff Nurse [Intellectual Disability] | 1,602 | 1,866 | 1,824 | 1,779 | 1,766 | +264 | -42 | -58 | -13 | 2,042 |
| Staff Nurse [Psychiatric] | 3,018 | 3,067 | 3,204 | 2,936 | 2,921 | +49 | +137 | -284 | -15 | 3,208 |
| Staff Nurses [General/ Children's] | 19,577 | 20,321 | 21,342 | 22,602 | 22,620 | +744 | +1,022 | +1,277 | +18 | 25,565 |
| Staff Nurse/ Staff Midwife | 25,693 | 26,763 | 27,850 | 28,757 | 28,747 | +1,070 | +1,087 | +898 | -10 | 32,553 |
| Public Health Nurse | 1,537 | 1,557 | 1,523 | 1,504 | 1,502 | +20 | -34 | -21 | -1 | 1,795 |
| Pre-registration Nurse/ Midwife Intern | 138 | 28 | 124 | 170 | 409 | -110 | +96 | +285 | +239 | 1,253 |
| Pre-registration Nurse Intern (COVID-19) | | 230 | 1 | | | +230 | -229 | -1 | | |
| Post-registration Nurse/ Midwife Student | 293 | 258 | 277 | 237 | 232 | -35 | +19 | -45 | -5 | 258 |
| Nursing/ Midwifery awaiting registration | 213 | 76 | 124 | 305 | 239 | -137 | +49 | +115 | -66 | 248 |
| Nursing/ Midwifery Student | 644 | 592 | 526 | 712 | 880 | -52 | -65 | +354 | +169 | 1,759 |
| Nursing Education/Clinical | 300 | 315 | 297 | 306 | 312 | +16 | -18 | +15 | +6 | 354 |
| Other Nursing/ Midwifery | 50 | 47 | 47 | 21 | 21 | -3 | -0 | -26 | -0 | 22 |
| Nursing/ Midwifery other | 350 | 362 | 344 | 327 | 333 | +12 | -18 | -11 | +6 | 376 |
| Nursing & Midwifery | 38,205 | 39,917 | 41,576 | 43,619 | 43,947 | +1,712 | +1,660 | +2,371 | +328 | 50,128 |

Health Service Personnel Census Report: January 2023

Employment by Grade Group

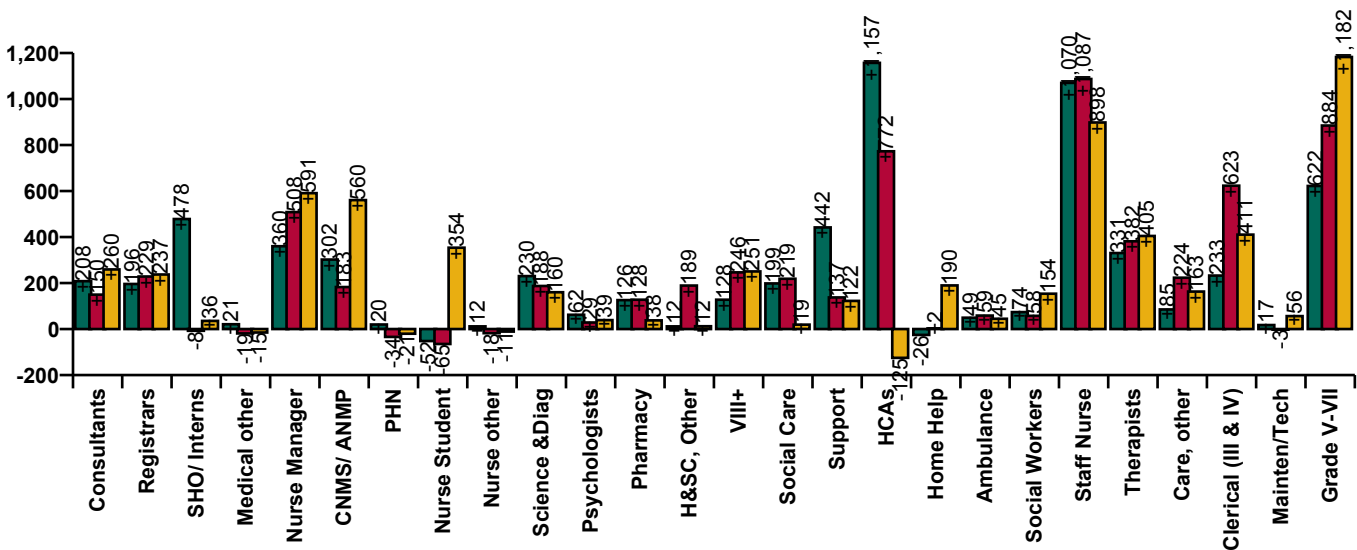
| January 2023 | WTE Dec 2019 | WTE Dec 2020 | WTE Dec 2021 | WTE Dec 2022 | WTE Jan 2023 | Change Dec 2019 to Dec 20 | Change Dec 2020 to Dec 21 | Change Dec 2021 to Jan 23 | Change Dec 2022 to Jan 23 | Headcount [No.] Jan 2023 |
|---|----------------|----------------|----------------|----------------|----------------|---------------------------|---------------------------|---------------------------|---------------------------|--------------------------|
| Overall | 119,817 | 126,174 | 132,323 | 137,745 | 138,334 | +6,357 | +6,149 | +6,010 | +588 | 157,654 |
| Dietitians | 574 | 638 | 696 | 756 | 757 | +63 | +58 | +61 | +1 | 865 |
| Occupational Therapists | 1,599 | 1,702 | 1,840 | 1,945 | 1,958 | +103 | +138 | +118 | +13 | 2,189 |
| Orthoptists | 35 | 38 | 40 | 40 | 40 | +3 | +2 | +0 | +1 | 50 |
| Physiotherapists | 1,851 | 1,958 | 2,091 | 2,227 | 2,242 | +107 | +133 | +152 | +15 | 2,581 |
| Podiatrists & Chiropodists | 72 | 80 | 95 | 121 | 123 | +8 | +15 | +29 | +2 | 141 |
| Speech & Language Therapists | 1,103 | 1,150 | 1,186 | 1,231 | 1,230 | +47 | +36 | +44 | -1 | 1,413 |
| Therapy Professions | 5,234 | 5,565 | 5,947 | 6,320 | 6,352 | +331 | +382 | +405 | +32 | 7,239 |
| Audiology | 72 | 82 | 92 | 100 | 98 | +11 | +9 | +6 | -2 | 110 |
| Biochemists | 79 | 84 | 77 | 73 | 76 | +4 | -7 | -1 | +4 | 82 |
| Cardiac Physiologists | 227 | 243 | 254 | 252 | 247 | +16 | +11 | -7 | -4 | 275 |
| Clinical Engineering | 164 | 171 | 181 | 186 | 194 | +7 | +10 | +13 | +8 | 199 |
| Dosimetrists | 13 | 14 | 15 | 16 | 17 | +1 | +0 | +2 | +1 | 18 |
| E.C.G. Technicians | 10 | 11 | 7 | 8 | 8 | +1 | -4 | +1 | -0 | 10 |
| Gastrointestinal Physiologists | 2 | 2 | 4 | 5 | 5 | 0 | +2 | +1 | +0 | 6 |
| Medical Science | 1,977 | 2,045 | 2,087 | 2,107 | 2,118 | +69 | +42 | +30 | +11 | 2,328 |
| Perfusionists | 22 | 22 | 19 | 19 | 18 | -0 | -2 | -1 | -1 | 21 |
| Phlebotomists | 173 | 184 | 198 | 229 | 235 | +11 | +13 | +37 | +6 | 307 |
| Physicists | 188 | 178 | 183 | 198 | 202 | -10 | +5 | +20 | +5 | 215 |
| Neuro-Physiologists | 50 | 56 | 54 | 55 | 53 | +7 | -2 | -1 | -2 | 59 |
| Radiation Therapists | 199 | 212 | 199 | 205 | 206 | +13 | -13 | +6 | +1 | 227 |
| Radiographers | 1,229 | 1,325 | 1,441 | 1,493 | 1,493 | +95 | +117 | +52 | -1 | 1,669 |
| Respiratory Physiologists | 66 | 73 | 74 | 74 | 75 | +7 | +2 | +1 | +1 | 82 |
| Vascular Physiologists | 29 | 28 | 32 | 32 | 33 | -1 | +4 | +1 | +0 | 38 |
| Health Science/ Diagnostics | 4,500 | 4,731 | 4,918 | 5,052 | 5,078 | +230 | +188 | +160 | +27 | 5,646 |
| Social Care | 2,710 | 2,909 | 3,127 | 3,171 | 3,147 | +199 | +219 | +19 | -24 | 3,712 |
| Social Workers | 1,165 | 1,238 | 1,296 | 1,430 | 1,450 | +74 | +57 | +154 | +20 | 1,619 |
| Psychologists | 1,004 | 1,066 | 1,095 | 1,120 | 1,134 | +62 | +29 | +39 | +14 | 1,283 |
| Pharmacists | 645 | 721 | 809 | 802 | 806 | +75 | +89 | -3 | +3 | 895 |
| Pharmacy Technicians | 393 | 443 | 482 | 520 | 524 | +50 | +39 | +42 | +4 | 592 |
| Pharmacy | 1,038 | 1,164 | 1,292 | 1,323 | 1,330 | +126 | +128 | +38 | +7 | 1,487 |
| Counsellor Therapists | 238 | 244 | 274 | 288 | 290 | +6 | +30 | +16 | +1 | 320 |
| Dental Hygienists | 58 | 62 | 60 | 62 | 62 | +4 | -3 | +2 | -1 | 80 |
| Environmental Health Officers | 528 | 541 | 550 | 545 | 548 | +13 | +9 | -3 | +2 | 596 |
| HSCP Trainees/ Students | 70 | 56 | 68 | 85 | 110 | -14 | +13 | +42 | +26 | 124 |
| Other Health & Social Care | 183 | 189 | 192 | 226 | 233 | +6 | +3 | +41 | +7 | 264 |
| Play Therapists/ Specialists | 46 | 43 | 43 | 54 | 53 | -3 | +0 | +10 | -1 | 66 |
| Vaccinators | | | 136 | 46 | 41 | | +136 | -96 | -5 | 111 |
| H&SC, Other | 1,123 | 1,134 | 1,324 | 1,306 | 1,336 | +12 | +189 | +12 | +30 | 1,561 |
| HSCP | 16,774 | 17,807 | 18,999 | 19,721 | 19,826 | +1,033 | +1,192 | +827 | +105 | 22,547 |
| Executive Management | 331 | 373 | 388 | 412 | 410 | +42 | +15 | +22 | -2 | 419 |
| Senior Management (VIII & GM) | 1,511 | 1,596 | 1,828 | 2,034 | 2,056 | +85 | +231 | +229 | +22 | 2,114 |
| Management (VIII & above) | 1,842 | 1,969 | 2,216 | 2,446 | 2,467 | +128 | +246 | +251 | +20 | 2,533 |
| Middle Management (V-VII) | 5,163 | 5,786 | 6,671 | 7,704 | 7,860 | +624 | +885 | +1,189 | +156 | 8,288 |
| Other Administrative | 37 | 35 | 34 | 32 | 28 | -2 | -1 | -6 | -5 | 31 |
| Administrative/ Supervisory (V to VII) | 5,199 | 5,821 | 6,705 | 7,737 | 7,888 | +622 | +884 | +1,182 | +151 | 8,319 |
| Clerical (III & IV) | 11,805 | 12,038 | 12,661 | 12,974 | 13,072 | +233 | +623 | +411 | +99 | 14,808 |
| Management Admin | 18,846 | 19,829 | 21,583 | 23,156 | 23,426 | +982 | +1,754 | +1,844 | +270 | 25,660 |
| Catering | 877 | 887 | 875 | 853 | 835 | +11 | -12 | -41 | -19 | 922 |
| Household Services | 4,198 | 4,571 | 4,602 | 4,624 | 4,645 | +374 | +30 | +44 | +21 | 5,542 |

**Health Service Personnel
Census Report: January 2023**

Employment by Grade Group

| January 2023 | WTE Dec 2019 | WTE Dec 2020 | WTE Dec 2021 | WTE Dec 2022 | WTE Jan 2023 | Change Dec 2019 to Dec 20 | Change Dec 2020 to Dec 21 | Change Dec 2021 to Jan 23 | Change Dec 2022 to Jan 23 | Headcount [No.] Jan 2023 |
|---------------------------------------|----------------|----------------|----------------|----------------|----------------|---------------------------|---------------------------|---------------------------|---------------------------|--------------------------|
| Overall | 119,817 | 126,174 | 132,323 | 137,745 | 138,334 | +6,357 | +6,149 | +6,010 | +588 | 157,654 |
| Other Labs & Associated | 385 | 448 | 525 | 620 | 624 | +63 | +77 | +99 | +4 | 677 |
| Other Support | 1,136 | 1,100 | 1,097 | 1,108 | 1,108 | -36 | -3 | +11 | +1 | 1,391 |
| Portering | 1,639 | 1,669 | 1,715 | 1,708 | 1,723 | +31 | +45 | +9 | +15 | 1,832 |
| Support | 8,234 | 8,676 | 8,813 | 8,913 | 8,936 | +442 | +137 | +122 | +23 | 10,364 |
| Maintenance | 1,066 | 1,070 | 1,049 | 1,067 | 1,099 | +5 | -22 | +51 | +32 | 1,141 |
| Technical Services | 117 | 129 | 149 | 154 | 154 | +13 | +19 | +6 | +0 | 158 |
| Maintenance/ Technical | 1,182 | 1,200 | 1,197 | 1,221 | 1,253 | +17 | -3 | +56 | +33 | 1,299 |
| Support | 9,416 | 9,876 | 10,010 | 10,134 | 10,189 | +459 | +135 | +179 | +55 | 11,663 |
| Attendant/ Aide | 4,753 | 4,556 | 3,881 | 3,545 | 3,546 | -197 | -674 | -336 | +1 | 4,035 |
| Health Care Assistant/ Care Assistant | 12,405 | 13,617 | 15,123 | 15,341 | 15,218 | +1,212 | +1,506 | +95 | -123 | 17,632 |
| Health & Social Care Assistants | 238 | 308 | 320 | 424 | 437 | +70 | +13 | +117 | +13 | 483 |
| HCA (Student Nurse/Midwife COVID-19) | | 73 | 2 | | | +73 | -71 | -2 | | |
| Health Care Assistants | 17,396 | 18,554 | 19,326 | 19,309 | 19,201 | +1,157 | +772 | -125 | -109 | 22,150 |
| Home Help | 3,569 | 3,543 | 3,546 | 3,782 | 3,736 | -26 | +2 | +190 | -46 | 5,271 |
| Ambulance Control | 180 | 181 | 163 | 165 | 173 | +2 | -19 | +11 | +8 | 186 |
| Ambulance Education | 162 | 138 | 253 | 203 | 211 | -24 | +115 | -42 | +8 | 233 |
| Ambulance Officers | 78 | 85 | 86 | 87 | 85 | +7 | +2 | -1 | -2 | 86 |
| Pre-Hospital Care (Ambulance) | 1,408 | 1,473 | 1,434 | 1,477 | 1,511 | +65 | -40 | +78 | +34 | 1,572 |
| Ambulance Staff | 1,828 | 1,877 | 1,936 | 1,932 | 1,981 | +49 | +59 | +45 | +49 | 2,077 |
| Health Promotion | 31 | 32 | 35 | 136 | 141 | +2 | +3 | +107 | +6 | 161 |
| Home Care Services | 135 | 136 | 167 | 186 | 186 | +1 | +30 | +19 | -0 | 210 |
| Other Care Grades | 1,017 | 1,091 | 1,250 | 1,297 | 1,296 | +74 | +159 | +46 | -1 | 1,520 |
| Pastoral Care | 145 | 136 | 128 | 120 | 123 | -9 | -8 | -5 | +2 | 186 |
| Workshop Services | 1,597 | 1,616 | 1,656 | 1,657 | 1,652 | +19 | +40 | -4 | -4 | 1,990 |
| Care, other | 2,925 | 3,011 | 3,234 | 3,395 | 3,398 | +85 | +224 | +163 | +2 | 4,067 |
| PCC | 25,719 | 26,985 | 28,042 | 28,418 | 28,314 | +1,266 | +1,057 | +273 | -104 | 33,565 |

WTE change 2020, 2021, 2022

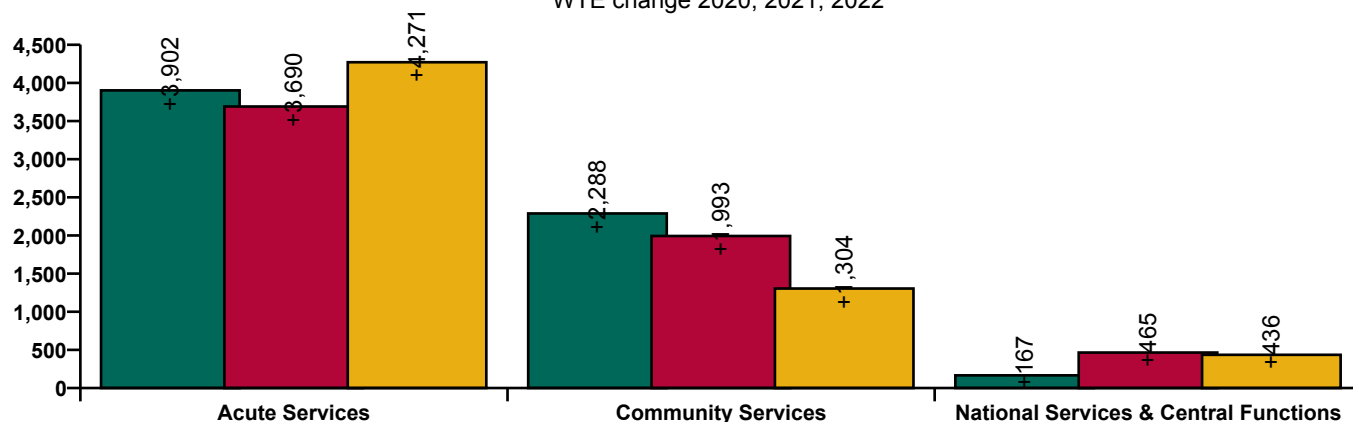


Health Service Personnel Census Report: January 2023

Employment by Hospital Group, CHO etc.

| January 2023 | WTE Dec 2019 | WTE Dec 2020 | WTE Dec 2021 | WTE Dec 2022 | WTE Jan 2023 | Change Dec 2019 to Dec 20 | Change Dec 2020 to Dec 21 | Change Dec 2021 to Jan 23 | Change Dec 2022 to Jan 23 | Headcount [No.] Jan 2023 |
|--|----------------|----------------|----------------|----------------|----------------|---------------------------|---------------------------|---------------------------|---------------------------|--------------------------|
| Overall | 119,817 | 126,174 | 132,323 | 137,745 | 138,334 | +6,357 | +6,149 | +6,010 | +588 | 157,654 |
| National Ambulance Service | 1,933 | 1,990 | 2,060 | 2,067 | 2,125 | +57 | +70 | +65 | +58 | 2,230 |
| Children's Health Ireland | 3,602 | 3,762 | 3,974 | 4,108 | 4,074 | +160 | +212 | +100 | -34 | 4,753 |
| Dublin Midlands Hospital Group | 10,819 | 11,288 | 11,707 | 12,326 | 12,441 | +469 | +419 | +733 | +114 | 13,922 |
| Ireland East Hospital Group | 12,502 | 13,478 | 14,129 | 14,889 | 14,857 | +976 | +651 | +728 | -32 | 16,418 |
| RCSI Hospitals Group | 9,663 | 10,197 | 10,606 | 11,267 | 11,326 | +534 | +409 | +720 | +59 | 12,588 |
| Saolta University Hospital Care | 9,253 | 9,829 | 10,566 | 11,327 | 11,286 | +576 | +737 | +720 | -41 | 12,784 |
| South/South West Hospital Group | 10,527 | 11,288 | 11,934 | 12,723 | 12,851 | +761 | +646 | +917 | +128 | 14,568 |
| University of Limerick Hospital Group | 4,146 | 4,506 | 5,043 | 5,222 | 5,306 | +360 | +537 | +263 | +84 | 5,849 |
| other Acute Services | 91 | 101 | 111 | 127 | 135 | +10 | +10 | +24 | +8 | 142 |
| Acute Services | 62,537 | 66,439 | 70,129 | 74,055 | 74,400 | +3,902 | +3,690 | +4,271 | +345 | 83,254 |
| CHO 1 | 5,468 | 5,755 | 6,089 | 6,398 | 6,427 | +287 | +334 | +338 | +29 | 7,387 |
| CHO 2 | 5,545 | 5,690 | 5,819 | 5,972 | 5,978 | +145 | +129 | +159 | +6 | 6,926 |
| CHO 3 | 4,357 | 4,610 | 4,946 | 5,069 | 5,128 | +253 | +337 | +181 | +58 | 6,040 |
| CHO 4 | 8,189 | 8,602 | 8,856 | 8,961 | 8,931 | +413 | +255 | +74 | -30 | 10,957 |
| CHO 5 | 5,282 | 5,477 | 5,671 | 5,805 | 5,853 | +195 | +194 | +182 | +49 | 6,884 |
| CHO 6 | 3,378 | 3,465 | 3,561 | 3,620 | 3,628 | +87 | +96 | +67 | +8 | 4,194 |
| CHO 7 | 6,515 | 6,783 | 7,073 | 7,215 | 7,180 | +268 | +290 | +106 | -35 | 8,319 |
| CHO 8 | 6,135 | 6,337 | 6,449 | 6,514 | 6,541 | +202 | +112 | +92 | +27 | 7,808 |
| CHO 9 | 6,582 | 6,950 | 7,165 | 7,230 | 7,273 | +367 | +216 | +107 | +43 | 8,406 |
| other Community Services | 638 | 709 | 740 | 740 | 737 | +71 | +31 | -4 | -3 | 793 |
| Community Services | 52,089 | 54,377 | 56,370 | 57,523 | 57,674 | +2,288 | +1,993 | +1,304 | +152 | 67,714 |
| Health & Wellbeing | 574 | 511 | 641 | 676 | 679 | -62 | +129 | +38 | +3 | 733 |
| Health Business Services | 654 | 668 | 405 | 390 | 396 | +14 | -263 | -9 | +6 | 411 |
| National & Central Services | 3,964 | 4,179 | 4,778 | 5,102 | 5,185 | +215 | +599 | +407 | +82 | 5,542 |
| National Services & Central Functions | 5,191 | 5,358 | 5,824 | 6,168 | 6,259 | +167 | +465 | +436 | +92 | 6,686 |

WTE change 2020, 2021, 2022

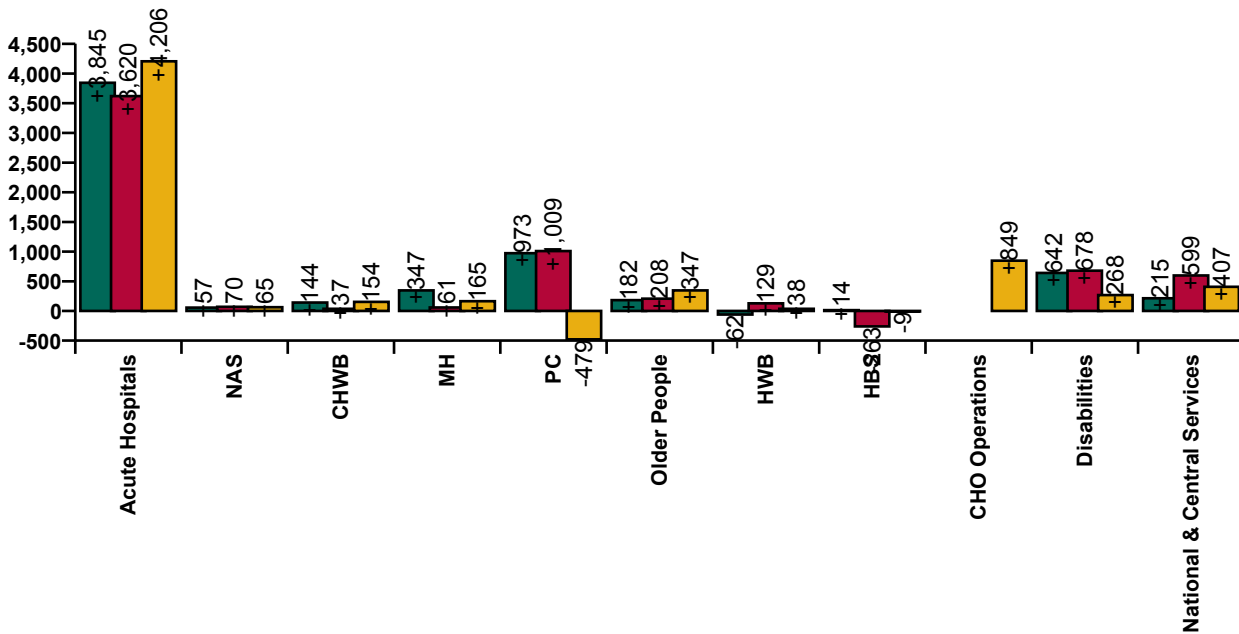


Health Service Personnel Census Report: January 2023

Employment by Care Group

| January 2023 | WTE Dec 2019 | WTE Dec 2020 | WTE Dec 2021 | WTE Dec 2022 | WTE Jan 2023 | Change Dec 2019 to Dec 20 | Change Dec 2020 to Dec 21 | Change Dec 2021 to Jan 23 | Change Dec 2022 to Jan 23 | Headcount [No.] Jan 2023 |
|--|----------------|----------------|----------------|----------------|----------------|---------------------------|---------------------------|---------------------------|---------------------------|--------------------------|
| Overall | 119,817 | 126,174 | 132,323 | 137,745 | 138,334 | +6,357 | +6,149 | +6,010 | +588 | 157,654 |
| Acute Hospital Services | 60,604 | 64,449 | 68,069 | 71,988 | 72,275 | +3,845 | +3,620 | +4,206 | +287 | 81,024 |
| Ambulance Services | 1,933 | 1,990 | 2,060 | 2,067 | 2,125 | +57 | +70 | +65 | +58 | 2,230 |
| Acute Services | 62,537 | 66,439 | 70,129 | 74,055 | 74,400 | +3,902 | +3,690 | +4,271 | +345 | 83,254 |
| Community Health & Wellbeing | | 144 | 181 | 322 | 335 | +144 | +37 | +154 | +13 | 393 |
| Mental Health | 9,954 | 10,301 | 10,362 | 10,453 | 10,527 | +347 | +61 | +165 | +74 | 11,704 |
| Primary Care | 10,599 | 11,572 | 12,582 | 12,064 | 12,102 | +973 | +1,009 | -479 | +38 | 14,337 |
| Disabilities | 18,303 | 18,944 | 19,623 | 19,903 | 19,891 | +642 | +678 | +268 | -12 | 23,624 |
| Older People | 13,233 | 13,415 | 13,623 | 13,947 | 13,970 | +182 | +208 | +347 | +23 | 16,751 |
| CHO Operations | | | | 833 | 849 | | | +849 | +16 | 905 |
| Community Services | 52,089 | 54,377 | 56,370 | 57,523 | 57,674 | +2,288 | +1,993 | +1,304 | +152 | 67,714 |
| Health & Well-being | 574 | 511 | 641 | 676 | 679 | -62 | +129 | +38 | +3 | 733 |
| Health Business Service | 654 | 668 | 405 | 390 | 396 | +14 | -263 | -9 | +6 | 411 |
| National & Central Services | 3,964 | 4,179 | 4,778 | 5,102 | 5,185 | +215 | +599 | +407 | +82 | 5,542 |
| National Services & Central Functions | 5,191 | 5,358 | 5,824 | 6,168 | 6,259 | +167 | +465 | +436 | +92 | 6,686 |

WTE change 2020, 2021, 2022



**Health Service Personnel Census
Report: January 2023**

| Employment by Service & Staff Group: January 2023 | WTE Dec 2019 | WTE Dec 2020 | WTE Dec 2021 | WTE Dec 2022 | WTE Jan 2023 | Change Dec 2019 to Dec 20 | Change Dec 2020 to Dec 21 | Change Dec 2021 to Jan 23 | Change Dec 2022 to Jan 23 | Headcount [No.] Jan 2023 |
|--|---------------|---------------|---------------|---------------|---------------|---------------------------|---------------------------|---------------------------|---------------------------|--------------------------|
| Acute Services | 62,537 | 66,439 | 70,129 | 74,055 | 74,400 | +3,902 | +3,690 | +4,271 | +345 | 83,254 |
| Consultants | 2,782 | 2,974 | 3,102 | 3,329 | 3,331 | +192 | +128 | +229 | +2 | 3,634 |
| Registrars | 2,942 | 3,115 | 3,268 | 3,489 | 3,476 | +173 | +153 | +208 | -14 | 3,823 |
| SHO/ Interns | 2,795 | 3,253 | 3,282 | 3,333 | 3,299 | +458 | +30 | +17 | -34 | 3,601 |
| Medical/ Dental, other | 60 | 64 | 67 | 75 | 73 | +4 | +3 | +6 | -3 | 104 |
| Medical & Dental | 8,578 | 9,405 | 9,718 | 10,227 | 10,179 | +827 | +313 | +460 | -48 | 11,162 |
| Nurse/ Midwife Manager | 4,710 | 4,924 | 5,287 | 5,716 | 5,774 | +213 | +363 | +487 | +58 | 6,377 |
| Nurse/ Midwife Specialist & AN/MP | 1,292 | 1,468 | 1,621 | 1,897 | 1,938 | +176 | +153 | +317 | +41 | 2,150 |
| Staff Nurse/ Staff Midwife | 16,676 | 17,526 | 18,428 | 19,359 | 19,361 | +850 | +902 | +932 | +2 | 21,819 |
| Public Health Nurse | 1 | 2 | 0 | | | +0 | -1 | -0 | | |
| Nursing/ Midwifery Student | 417 | 378 | 305 | 538 | 622 | -39 | -73 | +317 | +84 | 1,217 |
| Nursing/ Midwifery other | 224 | 226 | 213 | 185 | 188 | +2 | -13 | -25 | +3 | 218 |
| Nursing & Midwifery | 23,321 | 24,524 | 25,854 | 27,694 | 27,882 | +1,203 | +1,331 | +2,028 | +188 | 31,781 |
| Therapy Professions | 2,008 | 2,217 | 2,401 | 2,563 | 2,560 | +209 | +185 | +158 | -4 | 2,857 |
| Health Science/ Diagnostics | 4,242 | 4,458 | 4,642 | 4,793 | 4,821 | +216 | +184 | +179 | +28 | 5,331 |
| Social Care | 3 | 4 | 3 | 3 | 3 | +1 | -1 | -0 | -0 | 5 |
| Social Workers | 355 | 384 | 419 | 441 | 445 | +29 | +35 | +26 | +4 | 500 |
| Psychologists | 101 | 110 | 132 | 136 | 142 | +10 | +22 | +10 | +6 | 174 |
| Pharmacy | 901 | 1,006 | 1,107 | 1,133 | 1,140 | +106 | +101 | +33 | +7 | 1,270 |
| H&SC, Other | 151 | 154 | 276 | 207 | 232 | +3 | +122 | -44 | +25 | 279 |
| Health & Social Care Professionals | 7,760 | 8,333 | 8,981 | 9,277 | 9,343 | +573 | +648 | +362 | +66 | 10,416 |
| Management (VIII & above) | 518 | 579 | 652 | 720 | 730 | +62 | +72 | +78 | +10 | 748 |
| Administrative/ Supervisory (V to VII) | 2,326 | 2,674 | 2,982 | 3,390 | 3,433 | +348 | +308 | +451 | +44 | 3,646 |
| Clerical (III & IV) | 6,606 | 6,658 | 7,032 | 7,264 | 7,274 | +52 | +374 | +242 | +10 | 8,213 |
| Management & Administrative | 9,450 | 9,912 | 10,665 | 11,373 | 11,437 | +462 | +753 | +771 | +63 | 12,607 |
| Support | 5,630 | 6,152 | 6,369 | 6,533 | 6,557 | +522 | +218 | +188 | +23 | 7,370 |
| Maintenance/ Technical | 531 | 539 | 537 | 571 | 597 | +9 | -3 | +61 | +27 | 612 |
| General Support | 6,160 | 6,691 | 6,906 | 7,104 | 7,154 | +530 | +215 | +249 | +50 | 7,982 |
| Health Care Assistants | 5,275 | 5,516 | 5,863 | 6,218 | 6,189 | +241 | +347 | +327 | -29 | 6,945 |
| Ambulance Staff | 1,825 | 1,876 | 1,935 | 1,931 | 1,980 | +51 | +59 | +45 | +49 | 2,076 |
| Care, other | 168 | 182 | 208 | 230 | 236 | +14 | +26 | +29 | +6 | 285 |
| Patient & Client Care | 7,268 | 7,574 | 8,005 | 8,379 | 8,405 | +307 | +431 | +400 | +26 | 9,306 |

**Health Service Personnel Census
Report: January 2023**

| Employment by Service & Staff Group: January 2023 | WTE Dec 2019 | WTE Dec 2020 | WTE Dec 2021 | WTE Dec 2022 | WTE Jan 2023 | Change Dec 2019 to Dec 20 | Change Dec 2020 to Dec 21 | Change Dec 2021 to Jan 23 | Change Dec 2022 to Jan 23 | Headcount [No.] Jan 2023 |
|--|---------------|---------------|---------------|---------------|---------------|---------------------------|---------------------------|---------------------------|---------------------------|--------------------------|
| Community Services | 52,089 | 54,377 | 56,370 | 57,523 | 57,674 | +2,288 | +1,993 | +1,304 | +152 | 67,714 |
| Consultants | 424 | 440 | 460 | 472 | 468 | +17 | +20 | +9 | -4 | 524 |
| Registrars | 686 | 701 | 767 | 798 | 799 | +15 | +66 | +32 | +1 | 875 |
| SHO/ Interns | 320 | 340 | 304 | 327 | 322 | +20 | -37 | +18 | -6 | 360 |
| Medical/ Dental, other | 635 | 642 | 613 | 629 | 614 | +7 | -29 | +1 | -15 | 885 |
| Medical & Dental | 2,066 | 2,124 | 2,143 | 2,227 | 2,203 | +59 | +19 | +59 | -24 | 2,644 |
| Nurse/ Midwife Manager | 3,155 | 3,291 | 3,412 | 3,449 | 3,483 | +136 | +122 | +71 | +34 | 3,709 |
| Nurse/ Midwife Specialist & AN/MP | 690 | 815 | 843 | 1,064 | 1,092 | +125 | +28 | +248 | +27 | 1,185 |
| Staff Nurse/ Staff Midwife | 9,014 | 9,223 | 9,379 | 9,366 | 9,355 | +209 | +157 | -25 | -12 | 10,697 |
| Public Health Nurse | 1,532 | 1,553 | 1,521 | 1,502 | 1,501 | +21 | -32 | -20 | -2 | 1,793 |
| Nursing/ Midwifery Student | 227 | 214 | 222 | 174 | 258 | -13 | +8 | +37 | +85 | 542 |

Health Service Personnel Census Report: January 2023

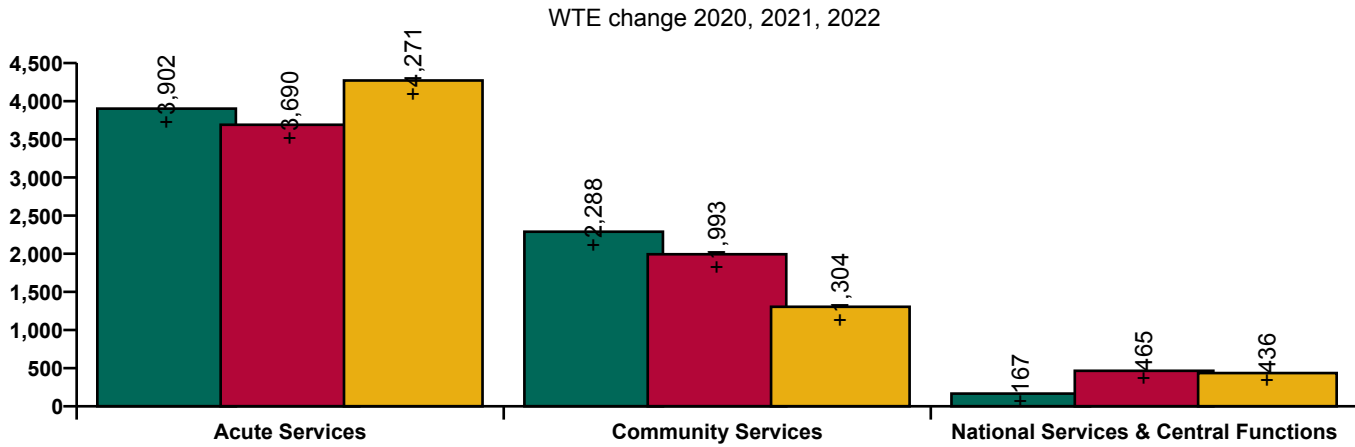
| Employment by Service & Staff Group: January 2023 | WTE Dec 2019 | WTE Dec 2020 | WTE Dec 2021 | WTE Dec 2022 | WTE Jan 2023 | Change Dec 2019 to Dec 20 | Change Dec 2020 to Dec 21 | Change Dec 2021 to Jan 23 | Change Dec 2022 to Jan 23 | Headcount [No.] Jan 2023 |
|--|-----------------|-----------------|-----------------|-----------------|-----------------|---------------------------------|---------------------------------|---------------------------------|---------------------------------|--------------------------------|
| Community Services | 52,089 | 54,377 | 56,370 | 57,523 | 57,674 | +2,288 | +1,993 | +1,304 | +152 | 67,714 |
| Nursing/ Midwifery other | 59 | 66 | 65 | 70 | 71 | +8 | -1 | +6 | +1 | 78 |
| Nursing & Midwifery | 14,676 | 15,161 | 15,442 | 15,625 | 15,759 | +485 | +281 | +317 | +134 | 18,004 |
| Therapy Professions | 3,206 | 3,334 | 3,537 | 3,740 | 3,775 | +128 | +203 | +239 | +36 | 4,362 |
| Health Science/ Diagnostics | 108 | 118 | 117 | 125 | 127 | +10 | -1 | +9 | +1 | 145 |
| Social Care | 2,707 | 2,905 | 3,124 | 3,167 | 3,143 | +198 | +220 | +19 | -24 | 3,707 |
| Social Workers | 806 | 852 | 871 | 970 | 985 | +46 | +19 | +114 | +15 | 1,098 |
| Psychologists | 901 | 954 | 961 | 983 | 991 | +53 | +7 | +30 | +8 | 1,108 |
| Pharmacy | 98 | 107 | 127 | 125 | 125 | +9 | +20 | -2 | -0 | 151 |
| H&SC, Other | 403 | 394 | 445 | 471 | 469 | -9 | +51 | +24 | -2 | 592 |
| Health & Social Care Professionals | 8,230 | 8,664 | 9,182 | 9,582 | 9,615 | +434 | +518 | +432 | +33 | 11,163 |
| Management (VIII & above) | 617 | 660 | 748 | 827 | 827 | +43 | +88 | +79 | -1 | 851 |
| Administrative/ Supervisory (V to VII) | 1,500 | 1,696 | 2,017 | 2,400 | 2,472 | +196 | +321 | +455 | +72 | 2,612 |
| Clerical (III & IV) | 3,695 | 3,854 | 4,071 | 4,150 | 4,215 | +159 | +217 | +144 | +65 | 4,875 |
| Management & Administrative | 5,812 | 6,210 | 6,836 | 7,377 | 7,513 | +397 | +626 | +678 | +137 | 8,338 |
| Support | 2,490 | 2,409 | 2,337 | 2,269 | 2,266 | -81 | -73 | -71 | -3 | 2,875 |
| Maintenance/ Technical | 413 | 421 | 426 | 425 | 429 | +8 | +5 | +4 | +4 | 454 |
| General Support | 2,903 | 2,830 | 2,762 | 2,694 | 2,695 | -73 | -68 | -67 | +2 | 3,329 |
| Health Care Assistants | 12,111 | 13,022 | 13,438 | 13,075 | 12,994 | +911 | +417 | -444 | -81 | 15,186 |
| Home Help | 3,569 | 3,543 | 3,546 | 3,782 | 3,736 | -26 | +2 | +190 | -46 | 5,271 |
| Care, other | 2,721 | 2,823 | 3,020 | 3,162 | 3,159 | +102 | +198 | +138 | -3 | 3,779 |
| Patient & Client Care | 18,401 | 19,387 | 20,004 | 20,019 | 19,889 | +986 | +617 | -115 | -130 | 24,236 |

Health Service Personnel Census Report: January 2023

| Employment by Service & Staff Group: January 2023 | WTE Dec 2019 | WTE Dec 2020 | WTE Dec 2021 | WTE Dec 2022 | WTE Jan 2023 | Change Dec 2019 to Dec 20 | Change Dec 2020 to Dec 21 | Change Dec 2021 to Jan 23 | Change Dec 2022 to Jan 23 | Headcount [No.] Jan 2023 |
|--|-----------------|-----------------|-----------------|-----------------|-----------------|---------------------------------|---------------------------------|---------------------------------|---------------------------------|--------------------------------|
| National Services & Central Functions | 5,191 | 5,358 | 5,824 | 6,168 | 6,259 | +167 | +465 | +436 | +92 | 6,686 |
| Consultants | 44 | 44 | 47 | 68 | 69 | +0 | +2 | +22 | +0 | 75 |
| Registrars | 51 | 59 | 70 | 65 | 67 | +8 | +11 | -3 | +2 | 72 |
| SHO/ Interns | 1 | 2 | 1 | 1 | 1 | +1 | -1 | +1 | +0 | 2 |
| Medical/ Dental, other | 117 | 127 | 134 | 109 | 112 | +10 | +8 | -22 | +3 | 136 |
| Medical & Dental | 213 | 232 | 252 | 244 | 249 | +19 | +20 | -2 | +5 | 285 |
| Nurse/ Midwife Manager | 119 | 130 | 153 | 180 | 186 | +11 | +23 | +33 | +6 | 209 |
| Nurse/ Midwife Specialist & AN/MP | 14 | 16 | 17 | 13 | 12 | +1 | +2 | -5 | -1 | 15 |
| Staff Nurse/ Staff Midwife | 3 | 14 | 42 | 33 | 32 | +11 | +28 | -10 | -0 | 37 |
| Public Health Nurse | 4 | 3 | 2 | 2 | 2 | -1 | -1 | -0 | +0 | 2 |
| Nursing/ Midwifery other | 67 | 70 | 66 | 72 | 73 | +2 | -4 | +7 | +1 | 80 |
| Nursing & Midwifery | 207 | 232 | 280 | 299 | 305 | +25 | +48 | +25 | +6 | 343 |
| Therapy Professions | 20 | 14 | 9 | 17 | 17 | -6 | -5 | +8 | -0 | 20 |
| Health Science/ Diagnostics | 150 | 154 | 159 | 133 | 131 | +4 | +5 | -28 | -2 | 170 |
| Social Workers | 4 | 3 | 6 | 19 | 20 | -1 | +3 | +14 | +1 | 21 |
| Psychologists | 2 | 2 | 2 | 1 | 1 | +0 | +0 | -1 | +0 | 1 |
| Pharmacy | 39 | 50 | 57 | 64 | 64 | +11 | +7 | +7 | +0 | 66 |
| H&SC, Other | 568 | 586 | 603 | 628 | 636 | +18 | +16 | +33 | +7 | 690 |
| Health & Social Care Professionals | 784 | 810 | 835 | 862 | 869 | +26 | +25 | +33 | +6 | 968 |
| Management (VIII & above) | 707 | 730 | 816 | 899 | 910 | +23 | +87 | +94 | +11 | 934 |
| Administrative/ Supervisory (V to VII) | 1,374 | 1,451 | 1,707 | 1,947 | 1,982 | +78 | +256 | +275 | +35 | 2,061 |
| Clerical (III & IV) | 1,504 | 1,526 | 1,558 | 1,560 | 1,584 | +22 | +32 | +25 | +24 | 1,720 |
| Management & Administrative | 3,585 | 3,707 | 4,081 | 4,406 | 4,476 | +122 | +375 | +395 | +70 | 4,715 |
| Support | 114 | 115 | 108 | 111 | 113 | +1 | -8 | +5 | +2 | 119 |

**Health Service Personnel Census
Report: January 2023**

| Employment by Service & Staff Group: January 2023 | WTE Dec 2019 | WTE Dec 2020 | WTE Dec 2021 | WTE Dec 2022 | WTE Jan 2023 | Change Dec 2019 to Dec 20 | Change Dec 2020 to Dec 21 | Change Dec 2021 to Jan 23 | Change Dec 2022 to Jan 23 | Headcount [No.] Jan 2023 |
|--|--------------|--------------|--------------|--------------|--------------|---------------------------|---------------------------|---------------------------|---------------------------|--------------------------|
| National Services & Central Functions | 5,191 | 5,358 | 5,824 | 6,168 | 6,259 | +167 | +465 | +436 | +92 | 6,686 |
| Maintenance/ Technical | 239 | 240 | 235 | 225 | 227 | +1 | -5 | -8 | +2 | 233 |
| General Support | 353 | 355 | 342 | 336 | 339 | +2 | -13 | -3 | +3 | 352 |
| Health Care Assistants | 11 | 16 | 25 | 16 | 17 | +5 | +9 | -8 | +1 | 19 |
| Ambulance Staff | 3 | 1 | 1 | 1 | 1 | -2 | +0 | +0 | +0 | 1 |
| Care, other | 36 | 6 | 6 | 4 | 3 | -30 | +0 | -4 | -1 | 3 |
| Patient & Client Care | 50 | 23 | 33 | 20 | 20 | -27 | +10 | -12 | +0 | 23 |



Health Service Employment Report: Care Group & Staff Category/ Staff Group: January 2023

Acute Hospital Services

| Employment by Care Group & Staff Group: January 2023 | WTE Dec 2019 | WTE Dec 2020 | WTE Dec 2021 | WTE Dec 2022 | WTE Jan 2023 | Change Dec 2019 to Dec 20 | Change Dec 2020 to Dec 21 | Change Dec 2021 to Jan 23 | Change Dec 2022 to Jan 23 | Headcount [No.] Jan 2023 |
|--|---------------|---------------|---------------|---------------|---------------|---------------------------|---------------------------|---------------------------|---------------------------|--------------------------|
| Acute Hospitals | 60,604 | 64,449 | 68,069 | 71,988 | 72,275 | +3,845 | +3,620 | +4,206 | +287 | 81,024 |
| Consultants | 2,781 | 2,973 | 3,101 | 3,328 | 3,330 | +192 | +128 | +229 | +2 | 3,633 |
| Registrars | 2,942 | 3,115 | 3,267 | 3,489 | 3,476 | +173 | +152 | +209 | -14 | 3,823 |
| SHO/ Interns | 2,795 | 3,253 | 3,281 | 3,333 | 3,299 | +458 | +29 | +18 | -34 | 3,601 |
| Medical/ Dental, other | 60 | 64 | 67 | 75 | 73 | +4 | +3 | +6 | -3 | 104 |
| Medical & Dental | 8,578 | 9,404 | 9,715 | 10,226 | 10,178 | +827 | +311 | +462 | -48 | 11,161 |
| Nurse/ Midwife Manager | 4,709 | 4,923 | 5,285 | 5,713 | 5,771 | +213 | +362 | +486 | +58 | 6,374 |
| Nurse/ Midwife Specialist & AN/MP | 1,292 | 1,468 | 1,621 | 1,897 | 1,938 | +176 | +153 | +317 | +41 | 2,150 |
| Staff Nurse/ Staff Midwife | 16,675 | 17,525 | 18,428 | 19,359 | 19,360 | +850 | +903 | +931 | +1 | 21,818 |
| Public Health Nurse | 1 | 2 | 0 | | | +0 | -1 | -0 | | |
| Nursing/ Midwifery Student | 417 | 378 | 305 | 538 | 622 | -39 | -73 | +317 | +84 | 1,217 |
| Nursing/ Midwifery other | 224 | 226 | 213 | 185 | 188 | +2 | -13 | -25 | +3 | 218 |
| Nursing & Midwifery | 23,319 | 24,522 | 25,852 | 27,691 | 27,879 | +1,203 | +1,331 | +2,026 | +187 | 31,777 |
| Therapy Professions | 2,007 | 2,216 | 2,401 | 2,563 | 2,560 | +209 | +186 | +158 | -4 | 2,857 |
| Health Science/ Diagnostics | 4,242 | 4,458 | 4,642 | 4,793 | 4,821 | +216 | +184 | +179 | +28 | 5,331 |
| Social Care | 3 | 4 | 3 | 3 | 3 | +1 | -1 | -0 | -0 | 5 |
| Social Workers | 355 | 384 | 419 | 441 | 445 | +29 | +35 | +26 | +4 | 500 |
| Psychologists | 101 | 110 | 132 | 136 | 142 | +10 | +22 | +10 | +6 | 174 |
| Pharmacy | 901 | 1,006 | 1,107 | 1,133 | 1,140 | +106 | +101 | +33 | +7 | 1,270 |
| H&SC, Other | 151 | 154 | 276 | 207 | 232 | +3 | +122 | -44 | +25 | 279 |
| Health & Social Care Professionals | 7,759 | 8,332 | 8,981 | 9,277 | 9,343 | +573 | +649 | +362 | +66 | 10,416 |
| Management (VIII & above) | 505 | 565 | 640 | 700 | 705 | +60 | +74 | +65 | +5 | 720 |
| Administrative/ Supervisory (V to VII) | 2,297 | 2,641 | 2,933 | 3,339 | 3,380 | +344 | +292 | +447 | +41 | 3,592 |
| Clerical (III & IV) | 6,565 | 6,617 | 6,989 | 7,218 | 7,228 | +52 | +372 | +239 | +9 | 8,163 |
| Management & Administrative | 9,367 | 9,823 | 10,562 | 11,257 | 11,313 | +456 | +738 | +751 | +55 | 12,475 |
| Support | 5,626 | 6,148 | 6,367 | 6,530 | 6,553 | +522 | +219 | +187 | +23 | 7,366 |
| Maintenance/ Technical | 529 | 537 | 536 | 570 | 596 | +9 | -2 | +61 | +27 | 611 |
| General Support | 6,155 | 6,685 | 6,903 | 7,100 | 7,150 | +530 | +217 | +247 | +50 | 7,977 |
| Health Care Assistants | 5,273 | 5,514 | 5,862 | 6,217 | 6,188 | +241 | +348 | +326 | -29 | 6,944 |
| Care, other | 153 | 169 | 195 | 219 | 225 | +15 | +26 | +31 | +6 | 274 |
| Patient & Client Care | 5,426 | 5,683 | 6,057 | 6,437 | 6,414 | +257 | +374 | +357 | -23 | 7,218 |

Ambulance Services

| Employment by Care Group & Staff Group: January 2023 | WTE Dec 2019 | WTE Dec 2020 | WTE Dec 2021 | WTE Dec 2022 | WTE Jan 2023 | Change Dec 2019 to Dec 20 | Change Dec 2020 to Dec 21 | Change Dec 2021 to Jan 23 | Change Dec 2022 to Jan 23 | Headcount [No.] Jan 2023 |
|--|--------------|--------------|--------------|--------------|--------------|---------------------------|---------------------------|---------------------------|---------------------------|--------------------------|
| NAS | 1,933 | 1,990 | 2,060 | 2,067 | 2,125 | +57 | +70 | +65 | +58 | 2,230 |
| Consultants | 1 | 1 | 1 | 1 | 1 | +0 | +0 | +0 | +0 | 1 |
| Registrars | | | 1 | | | | +1 | -1 | | |
| SHO/ Interns | | | 1 | | | | +1 | -1 | | |
| Medical & Dental | 1 | 1 | 3 | 1 | 1 | +0 | +2 | -2 | +0 | 1 |
| Nurse/ Midwife Manager | 1 | 1 | 2 | 3 | 3 | +0 | +1 | +1 | +0 | 3 |
| Staff Nurse/ Staff Midwife | 1 | 1 | | | 1 | +0 | -1 | +1 | +1 | 1 |
| Nursing & Midwifery | 2 | 2 | 2 | 3 | 4 | +0 | -0 | +2 | +1 | 4 |

| | | | | | | | | | | |
|---|--------------|--------------|--------------|--------------|--------------|------------|------------|------------|------------|--------------|
| Health & Social Care Professionals | 1 | 1 | | | | +0 | -1 | | | |
| Management (VIII & above) | 12 | 14 | 12 | 21 | 25 | +2 | -2 | +13 | +4 | 28 |
| Administrative/ Supervisory (V to VII) | 29 | 33 | 49 | 50 | 53 | +4 | +16 | +5 | +3 | 54 |
| Clerical (III & IV) | 41 | 42 | 43 | 45 | 46 | +0 | +1 | +3 | +1 | 50 |
| Management & Administrative | 82 | 89 | 104 | 116 | 124 | +7 | +15 | +21 | +8 | 132 |
| Support | 4 | 4 | 2 | 3 | 3 | +0 | -1 | +1 | +0 | 4 |
| Maintenance/ Technical | 2 | 2 | 1 | 1 | 1 | +0 | -1 | +0 | +0 | 1 |
| General Support | 6 | 6 | 3 | 4 | 4 | +0 | -2 | +1 | +0 | 5 |
| Health Care Assistants | 2 | 2 | 1 | 1 | 1 | +0 | -1 | +0 | +0 | 1 |
| Ambulance Staff | 1,825 | 1,876 | 1,935 | 1,931 | 1,980 | +51 | +59 | +45 | +49 | 2,076 |
| Care, other | 15 | 14 | 13 | 11 | 11 | -1 | -1 | -2 | -0 | 11 |
| Patient & Client Care | 1,841 | 1,892 | 1,948 | 1,942 | 1,991 | +50 | +57 | +43 | +49 | 2,088 |

Community Health & Wellbeing

| Employment by Care Group & Staff Group: January 2023 | WTE | WTE Dec 2020 | WTE Dec 2021 | WTE Dec 2022 | WTE Jan 2023 | Change to Dec 20 | Change Dec 2020 to Dec 21 | Change Dec 2021 to Jan 23 | Change Dec 2022 to Jan 23 | Headcount [No.] Jan 2023 |
|--|-----|--------------|--------------|--------------|--------------|------------------|---------------------------|---------------------------|---------------------------|--------------------------|
| CHWB | | 144 | 181 | 322 | 335 | +144 | +37 | +154 | +13 | 393 |
| Medical/ Dental, other | | | 1 | 3 | 2 | | +1 | +2 | -0 | 5 |
| Medical & Dental | | | 1 | 3 | 2 | | +1 | +2 | -0 | 5 |
| Nurse/ Midwife Manager | | 3 | 3 | 4 | 4 | +3 | -0 | +1 | -0 | 5 |
| Nurse/ Midwife Specialist & AN/MP | | | 3 | | | | +3 | -3 | | |
| Staff Nurse/ Staff Midwife | | 2 | 2 | | | +2 | -0 | -2 | | |
| Public Health Nurse | | | | 1 | 1 | | | +1 | +0 | 1 |
| Nursing & Midwifery | | 5 | 8 | 5 | 5 | +5 | +3 | -3 | -0 | 6 |
| Therapy Professions | | 12 | 10 | 11 | 10 | +12 | -3 | +1 | -1 | 12 |
| Health Science/ Diagnostics | | | | | 1 | | | +1 | +1 | 1 |
| Pharmacy | | | 2 | | | | +2 | -2 | | |
| H&SC, Other | | | | 14 | 13 | | | +13 | -1 | 32 |
| Health & Social Care Professionals | | 12 | 11 | 25 | 25 | +12 | -1 | +14 | -1 | 45 |
| Management (VIII & above) | | 12 | 14 | 14 | 16 | +12 | +2 | +2 | +2 | 17 |
| Administrative/ Supervisory (V to VII) | | 63 | 93 | 75 | 80 | +63 | +30 | -13 | +5 | 84 |
| Clerical (III & IV) | | 22 | 26 | 35 | 39 | +22 | +4 | +13 | +4 | 48 |
| Management & Administrative | | 97 | 133 | 124 | 134 | +97 | +36 | +2 | +10 | 149 |
| Maintenance/ Technical | | | | 1 | 1 | | | +1 | +0 | 1 |
| General Support | | | | 1 | 1 | | | +1 | +0 | 1 |
| Health Care Assistants | | | | 6 | 6 | | | +6 | +0 | 8 |
| Care, other | | 30 | 29 | 157 | 161 | +30 | -1 | +132 | +4 | 179 |
| Patient & Client Care | | 30 | 29 | 163 | 167 | +30 | -1 | +138 | +4 | 187 |

Mental Health

| Employment by Care Group & Staff Group: January 2023 | WTE Dec 2019 | WTE Dec 2020 | WTE Dec 2021 | WTE Dec 2022 | WTE Jan 2023 | Change Dec 2019 to Dec 20 | Change Dec 2020 to Dec 21 | Change Dec 2021 to Jan 23 | Change Dec 2022 to Jan 23 | Headcount [No.] Jan 2023 |
|--|--------------|---------------|---------------|---------------|---------------|---------------------------|---------------------------|---------------------------|---------------------------|--------------------------|
| MH | 9,954 | 10,301 | 10,362 | 10,453 | 10,527 | +347 | +61 | +165 | +74 | 11,704 |
| Consultants | 353 | 370 | 386 | 397 | 392 | +17 | +16 | +6 | -5 | 431 |
| Registrars | 269 | 281 | 327 | 345 | 345 | +12 | +46 | +18 | +0 | 389 |
| SHO/ Interns | 261 | 276 | 246 | 267 | 259 | +15 | -30 | +13 | -8 | 280 |
| Medical/ Dental, other | 5 | 5 | 4 | 4 | 5 | +0 | -1 | +1 | +1 | 8 |
| Medical & Dental | 888 | 932 | 963 | 1,013 | 1,001 | +44 | +31 | +38 | -12 | 1,108 |
| Nurse/ Midwife Manager | 1,192 | 1,240 | 1,262 | 1,245 | 1,260 | +47 | +22 | -2 | +14 | 1,317 |
| Nurse/ Midwife Specialist & AN/MP | 459 | 529 | 545 | 631 | 643 | +70 | +16 | +98 | +12 | 681 |

| | | | | | | | | | | |
|---|--------------|--------------|--------------|--------------|--------------|-------------|------------|------------|------------|--------------|
| Staff Nurse/ Staff Midwife | 3,003 | 3,076 | 3,097 | 2,948 | 2,932 | +73 | +20 | -165 | -16 | 3,201 |
| Nursing/ Midwifery Student | 87 | 59 | 50 | 65 | 96 | -28 | -9 | +46 | +31 | 291 |
| Nursing/ Midwifery other | 32 | 32 | 31 | 34 | 38 | +0 | -1 | +7 | +3 | 41 |
| Nursing & Midwifery | 4,773 | 4,935 | 4,984 | 4,924 | 4,967 | +162 | +49 | -16 | +44 | 5,531 |
| Therapy Professions | 422 | 439 | 434 | 435 | 441 | +17 | -5 | +7 | +5 | 490 |
| Social Care | 74 | 80 | 76 | 72 | 73 | +6 | -4 | -3 | +1 | 84 |
| Social Workers | 350 | 373 | 379 | 414 | 420 | +23 | +6 | +41 | +6 | 468 |
| Psychologists | 394 | 424 | 427 | 448 | 449 | +29 | +3 | +22 | +1 | 502 |
| Pharmacy | 19 | 21 | 21 | 19 | 19 | +2 | -0 | -2 | -0 | 25 |
| H&SC, Other | 108 | 108 | 123 | 130 | 132 | +0 | +15 | +9 | +2 | 148 |
| Health & Social Care Professionals | 1,366 | 1,444 | 1,459 | 1,518 | 1,533 | +78 | +15 | +74 | +15 | 1,717 |
| Management (VIII & above) | 57 | 67 | 65 | 75 | 74 | +10 | -2 | +9 | -0 | 75 |
| Administrative/ Supervisory (V to VII) | 237 | 245 | 248 | 287 | 295 | +8 | +3 | +47 | +8 | 313 |
| Clerical (III & IV) | 717 | 722 | 714 | 707 | 728 | +5 | -8 | +15 | +22 | 823 |
| Management & Administrative | 1,012 | 1,034 | 1,027 | 1,068 | 1,098 | +22 | -7 | +71 | +30 | 1,211 |
| Support | 581 | 594 | 574 | 556 | 554 | +14 | -20 | -20 | -2 | 638 |
| Maintenance/ Technical | 131 | 137 | 129 | 129 | 129 | +6 | -8 | -1 | +0 | 132 |
| General Support | 711 | 732 | 704 | 685 | 683 | +20 | -28 | -21 | -2 | 770 |
| Health Care Assistants | 988 | 1,022 | 1,019 | 1,030 | 1,027 | +34 | -3 | +9 | -3 | 1,111 |
| Care, other | 216 | 203 | 207 | 216 | 217 | -12 | +4 | +10 | +1 | 256 |
| Patient & Client Care | 1,204 | 1,225 | 1,226 | 1,246 | 1,245 | +21 | +1 | +19 | -1 | 1,367 |

Primary Care

| Employment by Care Group & Staff Group: January 2023 | WTE Dec 2019 | WTE Dec 2020 | WTE Dec 2021 | WTE Dec 2022 | WTE Jan 2023 | Change Dec 2019 to Dec 20 | Change Dec 2020 to Dec 21 | Change Dec 2021 to Jan 23 | Change Dec 2022 to Jan 23 | Headcount [No.] Jan 2023 |
|--|---------------|---------------|---------------|---------------|---------------|---------------------------|---------------------------|---------------------------|---------------------------|--------------------------|
| PC | 10,599 | 11,572 | 12,582 | 12,064 | 12,102 | +973 | +1,009 | -479 | +38 | 14,337 |
| Consultants | 44 | 42 | 46 | 50 | 51 | -2 | +4 | +5 | +1 | 61 |
| Registrars | 395 | 403 | 420 | 433 | 431 | +9 | +17 | +11 | -2 | 459 |
| SHO/ Interns | 37 | 42 | 36 | 39 | 41 | +5 | -6 | +5 | +1 | 50 |
| Medical/ Dental, other | 520 | 519 | 499 | 511 | 504 | -0 | -20 | +5 | -7 | 700 |
| Medical & Dental | 995 | 1,006 | 1,001 | 1,034 | 1,027 | +11 | -5 | +25 | -7 | 1,270 |
| Nurse/ Midwife Manager | 359 | 404 | 459 | 477 | 478 | +45 | +55 | +19 | +1 | 528 |
| Nurse/ Midwife Specialist & AN/MP | 143 | 184 | 193 | 278 | 285 | +41 | +9 | +92 | +7 | 329 |
| Staff Nurse/ Staff Midwife | 862 | 927 | 970 | 1,057 | 1,049 | +65 | +43 | +79 | -8 | 1,345 |
| Public Health Nurse | 1,512 | 1,533 | 1,497 | 1,477 | 1,476 | +20 | -35 | -22 | -1 | 1,764 |
| Nursing/ Midwifery Student | 96 | 106 | 143 | 96 | 101 | +10 | +37 | -42 | +5 | 103 |
| Nursing/ Midwifery other | 4 | 7 | 5 | 5 | 4 | +3 | -2 | -1 | -1 | 4 |
| Nursing & Midwifery | 2,976 | 3,161 | 3,267 | 3,389 | 3,392 | +185 | +106 | +126 | +3 | 4,073 |
| Therapy Professions | 1,731 | 1,792 | 1,915 | 2,162 | 2,189 | +61 | +123 | +274 | +27 | 2,549 |
| Health Science/ Diagnostics | 82 | 93 | 93 | 99 | 99 | +12 | -1 | +6 | -0 | 112 |
| Social Care | 35 | 33 | 34 | 39 | 39 | -3 | +1 | +5 | +0 | 42 |
| Social Workers | 139 | 151 | 167 | 195 | 202 | +12 | +16 | +36 | +7 | 222 |
| Psychologists | 301 | 300 | 285 | 292 | 299 | -1 | -15 | +15 | +8 | 333 |
| Pharmacy | 58 | 63 | 76 | 68 | 69 | +5 | +13 | -7 | +1 | 77 |
| H&SC, Other | 209 | 209 | 251 | 255 | 254 | -0 | +42 | +2 | -1 | 325 |
| Health & Social Care Professionals | 2,555 | 2,641 | 2,820 | 3,109 | 3,150 | +86 | +179 | +330 | +41 | 3,660 |
| Management (VIII & above) | 306 | 299 | 350 | 253 | 256 | -7 | +51 | -94 | +3 | 268 |
| Administrative/ Supervisory (V to VII) | 619 | 685 | 905 | 762 | 783 | +66 | +220 | -122 | +21 | 835 |
| Clerical (III & IV) | 1,746 | 1,838 | 2,004 | 1,847 | 1,860 | +91 | +166 | -144 | +14 | 2,167 |
| Management & Administrative | 2,671 | 2,821 | 3,258 | 2,862 | 2,899 | +150 | +437 | -359 | +37 | 3,270 |
| Support | 346 | 351 | 342 | 327 | 324 | +5 | -9 | -18 | -3 | 484 |
| Maintenance/ Technical | 59 | 56 | 69 | 36 | 35 | -3 | +13 | -34 | -0 | 39 |
| General Support | 406 | 407 | 412 | 362 | 360 | +2 | +4 | -52 | -3 | 523 |

| | | | | | | | | | | |
|----------------------------------|------------|--------------|--------------|--------------|--------------|-------------|-------------|-------------|------------|--------------|
| Health Care Assistants | 254 | 779 | 966 | 466 | 427 | +526 | +186 | -539 | -39 | 503 |
| Home Help | 18 | 18 | 17 | 15 | 15 | -0 | -1 | -2 | -0 | 39 |
| Care, other | 724 | 737 | 841 | 827 | 832 | +14 | +103 | -8 | +6 | 999 |
| Patient & Client Care | 996 | 1,535 | 1,823 | 1,308 | 1,274 | +539 | +288 | -550 | -34 | 1,541 |

Disabilities

| Employment by Care Group & Staff Group: January 2023 | WTE Dec 2019 | WTE Dec 2020 | WTE Dec 2021 | WTE Dec 2022 | WTE Jan 2023 | Change Dec 2019 to Dec 20 | Change Dec 2020 to Dec 21 | Change Dec 2021 to Jan 23 | Change Dec 2022 to Jan 23 | Headcount [No.] Jan 2023 |
|--|---------------|---------------|---------------|---------------|---------------|---------------------------|---------------------------|---------------------------|---------------------------|--------------------------|
| Disabilities | 18,303 | 18,944 | 19,623 | 19,903 | 19,891 | +642 | +678 | +268 | -12 | 23,624 |
| Consultants | 24 | 24 | 21 | 18 | 19 | +1 | -3 | -2 | +1 | 24 |
| Registrars | 13 | 8 | 10 | 10 | 9 | -5 | +2 | -1 | -1 | 12 |
| SHO/ Interns | 7 | 9 | 7 | 9 | 9 | +2 | -2 | +2 | +0 | 14 |
| Medical/ Dental, other | 14 | 14 | 14 | 13 | 13 | -0 | +0 | -1 | -0 | 20 |
| Medical & Dental | 58 | 56 | 52 | 50 | 50 | -3 | -4 | -3 | -1 | 70 |
| Nurse/ Midwife Manager | 894 | 897 | 925 | 959 | 970 | +3 | +28 | +45 | +11 | 1,043 |
| Nurse/ Midwife Specialist & AN/MP | 62 | 64 | 68 | 70 | 74 | +2 | +4 | +7 | +5 | 81 |
| Staff Nurse/ Staff Midwife | 2,572 | 2,593 | 2,629 | 2,618 | 2,612 | +21 | +36 | -17 | -6 | 3,008 |
| Public Health Nurse | 6 | 7 | 12 | 12 | 12 | +1 | +5 | -0 | +0 | 14 |
| Nursing/ Midwifery Student | 42 | 47 | 27 | 11 | 57 | +5 | -21 | +30 | +46 | 137 |
| Nursing/ Midwifery other | 22 | 24 | 26 | 28 | 26 | +2 | +2 | +0 | -2 | 29 |
| Nursing & Midwifery | 3,599 | 3,632 | 3,685 | 3,697 | 3,751 | +34 | +53 | +65 | +54 | 4,312 |
| Therapy Professions | 765 | 795 | 826 | 790 | 783 | +31 | +31 | -43 | -7 | 914 |
| Health Science/ Diagnostics | 20 | 20 | 21 | 21 | 22 | -0 | +1 | +1 | +1 | 24 |
| Social Care | 2,595 | 2,789 | 3,012 | 3,055 | 3,029 | +194 | +222 | +18 | -25 | 3,577 |
| Social Workers | 219 | 228 | 235 | 239 | 237 | +9 | +7 | +2 | -2 | 272 |
| Psychologists | 204 | 229 | 247 | 239 | 238 | +25 | +18 | -9 | -1 | 268 |
| Pharmacy | 7 | 6 | 8 | 8 | 8 | -1 | +2 | -0 | -0 | 10 |
| H&SC, Other | 85 | 76 | 70 | 68 | 66 | -9 | -6 | -4 | -3 | 82 |
| Health & Social Care Professionals | 3,894 | 4,144 | 4,419 | 4,421 | 4,383 | +249 | +275 | -35 | -37 | 5,147 |
| Management (VIII & above) | 180 | 204 | 217 | 236 | 233 | +24 | +13 | +16 | -3 | 239 |
| Administrative/ Supervisory (V to VII) | 479 | 527 | 570 | 665 | 685 | +48 | +43 | +115 | +20 | 720 |
| Clerical (III & IV) | 660 | 685 | 720 | 744 | 755 | +25 | +34 | +35 | +11 | 895 |
| Management & Administrative | 1,319 | 1,416 | 1,507 | 1,645 | 1,673 | +97 | +91 | +166 | +28 | 1,854 |
| Support | 734 | 663 | 626 | 624 | 623 | -71 | -36 | -3 | -1 | 884 |
| Maintenance/ Technical | 124 | 132 | 132 | 126 | 131 | +8 | -1 | -0 | +5 | 144 |
| General Support | 858 | 795 | 758 | 750 | 754 | -63 | -37 | -4 | +5 | 1,028 |
| Health Care Assistants | 6,826 | 7,102 | 7,354 | 7,495 | 7,449 | +276 | +252 | +95 | -46 | 8,887 |
| Home Help | 109 | 94 | 82 | 80 | 79 | -15 | -12 | -3 | -1 | 219 |
| Care, other | 1,639 | 1,706 | 1,765 | 1,766 | 1,752 | +66 | +60 | -13 | -14 | 2,107 |
| Patient & Client Care | 8,574 | 8,902 | 9,202 | 9,341 | 9,280 | +327 | +300 | +79 | -61 | 11,213 |

Older People

| Employment by Care Group & Staff Group: January 2023 | WTE Dec 2019 | WTE Dec 2020 | WTE Dec 2021 | WTE Dec 2022 | WTE Jan 2023 | Change Dec 2019 to Dec 20 | Change Dec 2020 to Dec 21 | Change Dec 2021 to Jan 23 | Change Dec 2022 to Jan 23 | Headcount [No.] Jan 2023 |
|--|---------------|---------------|---------------|---------------|---------------|---------------------------|---------------------------|---------------------------|---------------------------|--------------------------|
| Older People | 13,233 | 13,415 | 13,623 | 13,947 | 13,970 | +182 | +208 | +347 | +23 | 16,751 |
| Consultants | 4 | 4 | 7 | 7 | 7 | +1 | +2 | -0 | -0 | 8 |
| Registrars | 10 | 9 | 11 | 10 | 13 | -1 | +2 | +3 | +4 | 14 |
| SHO/ Interns | 15 | 14 | 15 | 12 | 13 | -1 | +1 | -2 | +1 | 16 |
| Medical/ Dental, other | 96 | 104 | 95 | 98 | 90 | +7 | -9 | -5 | -9 | 152 |
| Medical & Dental | 125 | 131 | 127 | 126 | 122 | +6 | -4 | -4 | -4 | 190 |

| | | | | | | | | | | |
|---|--------------|--------------|--------------|--------------|--------------|------------|------------|-------------|------------|--------------|
| Nurse/ Midwife Manager | 709 | 746 | 764 | 738 | 744 | +37 | +18 | -21 | +6 | 787 |
| Nurse/ Midwife Specialist & AN/MP | 26 | 38 | 35 | 74 | 77 | +12 | -3 | +42 | +2 | 80 |
| Staff Nurse/ Staff Midwife | 2,576 | 2,624 | 2,682 | 2,737 | 2,756 | +48 | +58 | +74 | +19 | 3,136 |
| Public Health Nurse | 13 | 13 | 11 | 13 | 12 | +0 | -2 | +1 | -1 | 14 |
| Nursing/ Midwifery Student | 2 | 1 | 2 | 1 | 4 | -1 | +1 | +2 | +3 | 10 |
| Nursing/ Midwifery other | 1 | 4 | 4 | 3 | 3 | +3 | -0 | -1 | -0 | 3 |
| Nursing & Midwifery | 3,328 | 3,427 | 3,498 | 3,566 | 3,596 | +99 | +71 | +97 | +30 | 4,030 |
| Therapy Professions | 288 | 295 | 352 | 340 | 351 | +7 | +56 | -1 | +11 | 396 |
| Health Science/ Diagnostics | 6 | 5 | 4 | 5 | 5 | -1 | -2 | +1 | -0 | 8 |
| Social Care | 3 | 3 | 3 | 2 | 2 | +0 | -0 | -0 | +0 | 4 |
| Social Workers | 98 | 100 | 90 | 69 | 72 | +1 | -10 | -18 | +2 | 78 |
| Psychologists | 2 | 1 | 2 | 4 | 3 | -1 | +1 | +1 | -0 | 4 |
| Pharmacy | 15 | 17 | 21 | 20 | 19 | +2 | +4 | -2 | -0 | 27 |
| H&SC, Other | 1 | 2 | 2 | 3 | 3 | +0 | +0 | +2 | +0 | 4 |
| Health & Social Care Professionals | 414 | 423 | 473 | 443 | 456 | +9 | +50 | -18 | +13 | 521 |
| Management (VIII & above) | 75 | 79 | 102 | 116 | 119 | +4 | +23 | +17 | +3 | 121 |
| Administrative/ Supervisory (V to VII) | 165 | 176 | 201 | 263 | 269 | +11 | +25 | +68 | +6 | 282 |
| Clerical (III & IV) | 571 | 587 | 608 | 631 | 646 | +16 | +21 | +38 | +15 | 734 |
| Management & Administrative | 811 | 842 | 911 | 1,010 | 1,035 | +31 | +69 | +124 | +24 | 1,137 |
| Support | 829 | 801 | 794 | 757 | 758 | -28 | -7 | -36 | +1 | 860 |
| Maintenance/ Technical | 98 | 95 | 95 | 94 | 93 | -4 | +1 | -3 | -1 | 97 |
| General Support | 927 | 896 | 889 | 851 | 850 | -32 | -7 | -39 | -0 | 957 |
| Health Care Assistants | 4,043 | 4,118 | 4,099 | 4,072 | 4,079 | +75 | -19 | -20 | +7 | 4,671 |
| Home Help | 3,442 | 3,431 | 3,447 | 3,687 | 3,642 | -11 | +16 | +195 | -45 | 5,013 |
| Care, other | 142 | 147 | 178 | 192 | 190 | +5 | +32 | +12 | -2 | 232 |
| Patient & Client Care | 7,627 | 7,696 | 7,724 | 7,951 | 7,911 | +69 | +29 | +187 | -40 | 9,916 |

CHO Operations

| Employment by Care Group & Staff Group: January 2023 | WTE | WTE | WTE | WTE Dec 2022 | WTE Jan 2023 | Change to | Change to | Change to Jan 23 | Change Dec 2022 to Jan 23 | Headcount [No.] Jan 2023 |
|--|-----|-----|-----|--------------|--------------|-----------|-----------|------------------|---------------------------|--------------------------|
| CHO Operations | | | | 833 | 849 | | | +849 | +16 | 905 |
| Registrars | | | | 1 | 1 | | | +1 | +0 | 1 |
| Medical & Dental | | | | 1 | 1 | | | +1 | +0 | 1 |
| Nurse/ Midwife Manager | | | | 26 | 28 | | | +28 | +2 | 29 |
| Nurse/ Midwife Specialist & AN/MP | | | | 11 | 13 | | | +13 | +2 | 14 |
| Staff Nurse/ Staff Midwife | | | | 6 | 5 | | | +5 | -1 | 7 |
| Nursing/ Midwifery Student | | | | 1 | 1 | | | +1 | +0 | 1 |
| Nursing/ Midwifery other | | | | | 1 | | | +1 | +1 | 1 |
| Nursing & Midwifery | | | | 44 | 48 | | | +48 | +4 | 52 |
| Therapy Professions | | | | 1 | 1 | | | +1 | +0 | 1 |
| Social Workers | | | | 53 | 54 | | | +54 | +1 | 58 |
| Psychologists | | | | 1 | 1 | | | +1 | +0 | 1 |
| Pharmacy | | | | 10 | 10 | | | +10 | -0 | 12 |
| H&SC, Other | | | | | 1 | | | +1 | +1 | 1 |
| Health & Social Care Professionals | | | | 66 | 67 | | | +67 | +1 | 73 |
| Management (VIII & above) | | | | 133 | 128 | | | +128 | -5 | 131 |
| Administrative/ Supervisory (V to VII) | | | | 347 | 360 | | | +360 | +13 | 378 |
| Clerical (III & IV) | | | | 187 | 186 | | | +186 | -0 | 208 |
| Management & Administrative | | | | 667 | 674 | | | +674 | +8 | 717 |
| Support | | | | 5 | 7 | | | +7 | +1 | 9 |
| Maintenance/ Technical | | | | 40 | 40 | | | +40 | +0 | 41 |
| General Support | | | | 45 | 47 | | | +47 | +2 | 50 |
| Health Care Assistants | | | | 6 | 6 | | | +6 | -0 | 6 |

| | | | | | | | | | | |
|----------------------------------|--|--|--|-----------|-----------|--|--|------------|-----------|-----------|
| Care, other | | | | 4 | 6 | | | +6 | +2 | 6 |
| Patient & Client Care | | | | 10 | 12 | | | +12 | +2 | 12 |

Health & Well-being

| Employment by Care Group & Staff Group: January 2023 | WTE Dec 2019 | WTE Dec 2020 | WTE Dec 2021 | WTE Dec 2022 | WTE Jan 2023 | Change Dec 2019 to Dec 20 | Change Dec 2020 to Dec 21 | Change Dec 2021 to Jan 23 | Change Dec 2022 to Jan 23 | Headcount [No.] Jan 2023 |
|--|--------------|--------------|--------------|--------------|--------------|---------------------------|---------------------------|---------------------------|---------------------------|--------------------------|
| HWB | 574 | 511 | 641 | 676 | 679 | -62 | +129 | +38 | +3 | 733 |
| Consultants | 1 | 2 | 1 | 25 | 25 | +1 | -1 | +24 | +0 | 26 |
| Registrars | 28 | 29 | 35 | 36 | 37 | +2 | +6 | +2 | +1 | 39 |
| Medical/ Dental, other | 89 | 102 | 105 | 81 | 82 | +12 | +4 | -23 | +2 | 90 |
| Medical & Dental | 118 | 133 | 141 | 141 | 145 | +15 | +8 | +4 | +4 | 155 |
| Nurse/ Midwife Manager | 14 | 15 | 32 | 43 | 44 | +1 | +17 | +12 | +1 | 47 |
| Nurse/ Midwife Specialist & AN/MP | 4 | 4 | 1 | 2 | 2 | -1 | -3 | +1 | -0 | 2 |
| Staff Nurse/ Staff Midwife | 1 | 4 | 28 | 24 | 23 | +2 | +25 | -5 | -0 | 26 |
| Public Health Nurse | 4 | 3 | 2 | 2 | 2 | -1 | -1 | -0 | +0 | 2 |
| Nursing & Midwifery | 23 | 25 | 63 | 70 | 71 | +2 | +38 | +8 | +1 | 77 |
| Therapy Professions | 18 | 9 | 5 | 6 | 6 | -9 | -4 | +0 | -0 | 7 |
| Health Science/ Diagnostics | 60 | 60 | 62 | 46 | 43 | +0 | +2 | -19 | -3 | 51 |
| Psychologists | 1 | 1 | 1 | 1 | 1 | +0 | +0 | +0 | +0 | 1 |
| Pharmacy | 2 | 5 | 5 | 4 | 4 | +3 | +0 | -1 | +0 | 5 |
| H&SC, Other | 34 | 38 | 40 | 69 | 75 | +4 | +2 | +35 | +6 | 79 |
| Health & Social Care Professionals | 115 | 114 | 114 | 126 | 129 | -2 | +0 | +15 | +3 | 143 |
| Management (VIII & above) | 45 | 41 | 55 | 66 | 65 | -3 | +14 | +10 | -1 | 67 |
| Administrative/ Supervisory (V to VII) | 136 | 109 | 155 | 163 | 162 | -28 | +47 | +6 | -1 | 169 |
| Clerical (III & IV) | 100 | 84 | 105 | 103 | 102 | -16 | +21 | -3 | -2 | 114 |
| Management & Administrative | 281 | 234 | 315 | 332 | 328 | -47 | +81 | +13 | -3 | 350 |
| Support | 1 | 1 | 1 | 2 | 2 | +0 | +0 | +1 | -0 | 3 |
| General Support | 1 | 1 | 1 | 2 | 2 | +0 | +0 | +1 | -0 | 3 |
| Health Care Assistants | 0 | 0 | 0 | 1 | 1 | +0 | +0 | +1 | +0 | 2 |
| Care, other | 35 | 4 | 5 | 4 | 3 | -31 | +1 | -3 | -1 | 3 |
| Patient & Client Care | 35 | 4 | 6 | 5 | 4 | -31 | +1 | -2 | -1 | 5 |

Health Business Service

| Employment by Care Group & Staff Group: January 2023 | WTE Dec 2019 | WTE Dec 2020 | WTE Dec 2021 | WTE Dec 2022 | WTE Jan 2023 | Change Dec 2019 to Dec 20 | Change Dec 2020 to Dec 21 | Change Dec 2021 to Jan 23 | Change Dec 2022 to Jan 23 | Headcount [No.] Jan 2023 |
|--|--------------|--------------|--------------|--------------|--------------|---------------------------|---------------------------|---------------------------|---------------------------|--------------------------|
| HBS | 654 | 668 | 405 | 390 | 396 | +14 | -263 | -9 | +6 | 411 |
| Medical/ Dental, other | 2 | | | | | -2 | | | | |
| Medical & Dental | 2 | | | | | -2 | | | | |
| Nurse/ Midwife Manager | 6 | 3 | 5 | 4 | 7 | -3 | +2 | +2 | +3 | 7 |
| Nursing/ Midwifery other | 1 | 1 | | | | +0 | -1 | | | |
| Nursing & Midwifery | 6 | 4 | 5 | 4 | 7 | -3 | +1 | +2 | +3 | 7 |
| Health Science/ Diagnostics | 1 | 1 | 1 | 1 | 1 | +0 | +0 | +0 | +0 | 1 |
| H&SC, Other | 1 | 1 | 1 | | 0 | +0 | +0 | -1 | +0 | 1 |
| Health & Social Care Professionals | 2 | 2 | 2 | 1 | 1 | +0 | +0 | -1 | +0 | 2 |
| Management (VIII & above) | 56 | 54 | 39 | 39 | 39 | -2 | -15 | +0 | +0 | 40 |
| Administrative/ Supervisory (V to VII) | 127 | 136 | 63 | 65 | 66 | +8 | -73 | +3 | +1 | 67 |
| Clerical (III & IV) | 210 | 225 | 53 | 51 | 51 | +15 | -171 | -2 | +0 | 57 |
| Management & Administrative | 394 | 415 | 155 | 155 | 157 | +21 | -259 | +2 | +2 | 164 |
| Support | 21 | 19 | 17 | 15 | 17 | -2 | -2 | -1 | +1 | 17 |
| Maintenance/ Technical | 228 | 228 | 225 | 213 | 214 | -0 | -3 | -11 | +0 | 220 |

| | | | | | | | | | | |
|----------------------------------|------------|------------|------------|------------|------------|-----------|-----------|------------|-----------|------------|
| General Support | 249 | 247 | 242 | 229 | 230 | -2 | -5 | -12 | +2 | 237 |
| Health Care Assistants | 1 | 1 | 1 | 1 | 1 | +0 | +0 | +0 | +0 | 1 |
| Patient & Client Care | 1 | 1 | 1 | 1 | 1 | +0 | +0 | +0 | +0 | 1 |

National & Central Services

| Employment by Care Group & Staff Group: January 2023 | WTE Dec 2019 | WTE Dec 2020 | WTE Dec 2021 | WTE Dec 2022 | WTE Jan 2023 | Change Dec 2019 to Dec 20 | Change Dec 2020 to Dec 21 | Change Dec 2021 to Jan 23 | Change Dec 2022 to Jan 23 | Headcount [No.] Jan 2023 |
|--|--------------|--------------|--------------|--------------|--------------|---------------------------|---------------------------|---------------------------|---------------------------|--------------------------|
| National & Central Services | 3,964 | 4,179 | 4,778 | 5,102 | 5,185 | +215 | +599 | +407 | +82 | 5,542 |
| Consultants | 43 | 42 | 46 | 43 | 43 | -1 | +3 | -3 | +0 | 49 |
| Registrars | 24 | 30 | 35 | 30 | 30 | +6 | +5 | -5 | +1 | 33 |
| SHO/ Interns | 1 | 2 | 1 | 1 | 1 | +1 | -1 | +1 | +0 | 2 |
| Medical/ Dental, other | 26 | 25 | 29 | 29 | 30 | -1 | +4 | +1 | +1 | 46 |
| Medical & Dental | 94 | 99 | 111 | 103 | 105 | +5 | +12 | -6 | +2 | 130 |
| Nurse/ Midwife Manager | 100 | 112 | 117 | 133 | 136 | +12 | +4 | +19 | +2 | 155 |
| Nurse/ Midwife Specialist & AN/MP | 10 | 12 | 16 | 11 | 10 | +2 | +5 | -6 | -1 | 13 |
| Staff Nurse/ Staff Midwife | 1 | 10 | 13 | 9 | 9 | +9 | +3 | -4 | +0 | 11 |
| Public Health Nurse | 0 | 0 | 0 | 0 | 0 | +0 | -0 | +0 | +0 | 0 |
| Nursing/ Midwifery other | 66 | 69 | 66 | 72 | 73 | +2 | -3 | +7 | +1 | 80 |
| Nursing & Midwifery | 178 | 203 | 212 | 226 | 228 | +26 | +9 | +16 | +2 | 259 |
| Therapy Professions | 2 | 5 | 4 | 11 | 11 | +2 | -1 | +8 | +0 | 13 |
| Health Science/ Diagnostics | 89 | 93 | 96 | 86 | 87 | +4 | +3 | -9 | +0 | 118 |
| Social Workers | 4 | 3 | 6 | 19 | 20 | -1 | +3 | +14 | +1 | 21 |
| Psychologists | 1 | 1 | 1 | | | +0 | +0 | -1 | | |
| Pharmacy | 37 | 45 | 52 | 60 | 60 | +9 | +7 | +8 | +0 | 61 |
| H&SC, Other | 533 | 547 | 561 | 559 | 561 | +14 | +14 | -1 | +2 | 610 |
| Health & Social Care Professionals | 666 | 694 | 720 | 735 | 739 | +28 | +25 | +19 | +3 | 823 |
| Management (VIII & above) | 606 | 634 | 722 | 794 | 806 | +28 | +88 | +84 | +12 | 827 |
| Administrative/ Supervisory (V to VII) | 1,110 | 1,207 | 1,489 | 1,719 | 1,755 | +97 | +282 | +266 | +35 | 1,825 |
| Clerical (III & IV) | 1,194 | 1,217 | 1,400 | 1,405 | 1,430 | +23 | +182 | +31 | +25 | 1,549 |
| Management & Administrative | 2,910 | 3,058 | 3,611 | 3,919 | 3,991 | +148 | +553 | +380 | +72 | 4,201 |
| Support | 92 | 95 | 89 | 93 | 94 | +3 | -6 | +5 | +1 | 99 |
| Maintenance/ Technical | 11 | 12 | 10 | 12 | 13 | +1 | -2 | +3 | +1 | 13 |
| General Support | 103 | 107 | 99 | 105 | 107 | +4 | -8 | +8 | +2 | 112 |
| Health Care Assistants | 9 | 15 | 24 | 14 | 15 | +5 | +9 | -9 | +1 | 16 |
| Ambulance Staff | 3 | 1 | 1 | 1 | 1 | -2 | +0 | +0 | +0 | 1 |
| Care, other | 2 | 2 | 1 | | | +0 | -1 | -1 | | |
| Patient & Client Care | 14 | 18 | 26 | 15 | 16 | +3 | +8 | -10 | +1 | 17 |

Health Service Employment Report: Hospital Group/ CHO & Staff Category/ Staff Group: January 2023

| National Ambulance Service: January 2023 | WTE Dec 2019 | WTE Dec 2020 | WTE Dec 2021 | WTE Dec 2022 | WTE Jan 2023 | Change Dec 2019 to Dec 20 | Change Dec 2020 to Dec 21 | Change Dec 2021 to Jan 23 | Change Dec 2022 to Jan 23 | Headcount [No.] Jan 2023 |
|---|--------------|--------------|--------------|--------------|--------------|---------------------------|---------------------------|---------------------------|---------------------------|--------------------------|
| NAS | 1,933 | 1,990 | 2,060 | 2,067 | 2,125 | +57 | +70 | +65 | +58 | 2,230 |
| Consultants | 1 | 1 | 1 | 1 | 1 | +0 | +0 | +0 | +0 | 1 |
| Registrars | | | 1 | | | | +1 | -1 | | |
| SHO/ Interns | | | 1 | | | | +1 | -1 | | |
| Medical & Dental | 1 | 1 | 3 | 1 | 1 | +0 | +2 | -2 | +0 | 1 |
| Nurse/ Midwife Manager | 1 | 1 | 2 | 3 | 3 | +0 | +1 | +1 | +0 | 3 |
| Staff Nurse/ Staff Midwife | 1 | 1 | | | 1 | +0 | -1 | +1 | +1 | 1 |
| Nursing & Midwifery | 2 | 2 | 2 | 3 | 4 | +0 | -0 | +2 | +1 | 4 |
| Therapy Professions | 1 | 1 | | | | +0 | -1 | | | |
| Health & Social Care Professionals | 1 | 1 | | | | +0 | -1 | | | |
| Management (VIII & above) | 12 | 14 | 12 | 21 | 25 | +2 | -2 | +13 | +4 | 28 |
| Administrative/ Supervisory (V to VII) | 29 | 33 | 49 | 50 | 53 | +4 | +16 | +5 | +3 | 54 |
| Clerical (III & IV) | 41 | 42 | 43 | 45 | 46 | +0 | +1 | +3 | +1 | 50 |
| Management & Administrative | 82 | 89 | 104 | 116 | 124 | +7 | +15 | +21 | +8 | 132 |
| Support | 4 | 4 | 2 | 3 | 3 | +0 | -1 | +1 | +0 | 4 |
| Maintenance/ Technical | 2 | 2 | 1 | 1 | 1 | +0 | -1 | +0 | +0 | 1 |
| General Support | 6 | 6 | 3 | 4 | 4 | +0 | -2 | +1 | +0 | 5 |
| Health Care Assistants | 2 | 2 | 1 | 1 | 1 | +0 | -1 | +0 | +0 | 1 |
| Ambulance Staff | 1,825 | 1,876 | 1,935 | 1,931 | 1,980 | +51 | +59 | +45 | +49 | 2,076 |
| Care, other | 15 | 14 | 13 | 11 | 11 | -1 | -1 | -2 | -0 | 11 |
| Patient & Client Care | 1,841 | 1,892 | 1,948 | 1,942 | 1,991 | +50 | +57 | +43 | +49 | 2,088 |

| Children's Health Ireland: January 2023 | WTE Dec 2019 | WTE Dec 2020 | WTE Dec 2021 | WTE Dec 2022 | WTE Jan 2023 | Change Dec 2019 to Dec 20 | Change Dec 2020 to Dec 21 | Change Dec 2021 to Jan 23 | Change Dec 2022 to Jan 23 | Headcount [No.] Jan 2023 |
|---|--------------|--------------|--------------|--------------|--------------|---------------------------|---------------------------|---------------------------|---------------------------|--------------------------|
| CHI | 3,602 | 3,762 | 3,974 | 4,108 | 4,074 | +160 | +212 | +100 | -34 | 4,753 |
| Consultants | 220 | 237 | 246 | 279 | 278 | +17 | +9 | +32 | -1 | 294 |
| Registrars | 204 | 217 | 213 | 226 | 204 | +13 | -5 | -9 | -22 | 329 |
| SHO/ Interns | 88 | 95 | 104 | 107 | 97 | +7 | +9 | -7 | -9 | 155 |
| Medical/ Dental, other | 1 | 1 | 1 | 1 | 1 | +0 | -0 | +0 | +0 | 3 |
| Medical & Dental | 514 | 551 | 564 | 612 | 581 | +37 | +14 | +16 | -32 | 781 |
| Nurse/ Midwife Manager | 331 | 334 | 359 | 375 | 378 | +3 | +25 | +19 | +3 | 436 |
| Nurse/ Midwife Specialist & AN/MP | 152 | 172 | 187 | 206 | 206 | +20 | +15 | +20 | +0 | 244 |
| Staff Nurse/ Staff Midwife | 805 | 850 | 906 | 882 | 874 | +45 | +56 | -32 | -8 | 976 |
| Nursing/ Midwifery Student | 75 | 56 | 63 | 79 | 69 | -19 | +7 | +6 | -10 | 96 |
| Nursing/ Midwifery other | 10 | 8 | 7 | 9 | 9 | -2 | -1 | +2 | +0 | 10 |
| Nursing & Midwifery | 1,374 | 1,421 | 1,522 | 1,551 | 1,537 | +47 | +101 | +14 | -15 | 1,762 |
| Therapy Professions | 136 | 145 | 167 | 160 | 161 | +9 | +22 | -6 | +1 | 189 |
| Health Science/ Diagnostics | 280 | 285 | 300 | 304 | 308 | +5 | +15 | +8 | +4 | 331 |
| Social Workers | 57 | 60 | 65 | 64 | 66 | +3 | +5 | +1 | +2 | 79 |
| Psychologists | 38 | 42 | 47 | 44 | 46 | +4 | +6 | -1 | +2 | 62 |
| Pharmacy | 45 | 51 | 61 | 58 | 58 | +7 | +10 | -3 | -0 | 64 |
| H&SC, Other | 25 | 26 | 27 | 37 | 36 | +1 | +1 | +9 | -0 | 44 |
| Health & Social Care Professionals | 581 | 609 | 667 | 666 | 675 | +28 | +58 | +8 | +8 | 769 |
| Management (VIII & above) | 52 | 54 | 68 | 72 | 73 | +1 | +15 | +4 | +1 | 74 |
| Administrative/ Supervisory (V to VII) | 272 | 299 | 322 | 358 | 353 | +27 | +23 | +31 | -6 | 377 |
| Clerical (III & IV) | 420 | 409 | 418 | 430 | 433 | -11 | +9 | +15 | +2 | 507 |

| Children's Health Ireland: January 2023 | WTE Dec 2019 | WTE Dec 2020 | WTE Dec 2021 | WTE Dec 2022 | WTE Jan 2023 | Change Dec 2019 to Dec 20 | Change Dec 2020 to Dec 21 | Change Dec 2021 to Jan 23 | Change Dec 2022 to Jan 23 | Headcount [No.] Jan 2023 |
|---|--------------|--------------|--------------|--------------|--------------|---------------------------|---------------------------|---------------------------|---------------------------|--------------------------|
| CHI | 3,602 | 3,762 | 3,974 | 4,108 | 4,074 | +160 | +212 | +100 | -34 | 4,753 |
| Management & Administrative | 744 | 762 | 809 | 861 | 859 | +17 | +47 | +50 | -3 | 958 |
| Support | 195 | 210 | 205 | 211 | 217 | +15 | -5 | +12 | +6 | 245 |
| Maintenance/ Technical | 15 | 15 | 16 | 14 | 15 | +0 | +1 | -1 | +0 | 15 |
| General Support | 210 | 225 | 221 | 225 | 232 | +15 | -4 | +11 | +6 | 260 |
| Health Care Assistants | 165 | 182 | 179 | 181 | 182 | +17 | -2 | +2 | +1 | 211 |
| Care, other | 14 | 13 | 11 | 10 | 9 | -0 | -2 | -2 | -1 | 12 |
| Patient & Client Care | 179 | 195 | 191 | 191 | 191 | +16 | -5 | +1 | -0 | 223 |

| Dublin Midlands Hospital Group: January 2023 | WTE Dec 2019 | WTE Dec 2020 | WTE Dec 2021 | WTE Dec 2022 | WTE Jan 2023 | Change Dec 2019 to Dec 20 | Change Dec 2020 to Dec 21 | Change Dec 2021 to Jan 23 | Change Dec 2022 to Jan 23 | Headcount [No.] Jan 2023 |
|---|---------------|---------------|---------------|---------------|---------------|---------------------------|---------------------------|---------------------------|---------------------------|--------------------------|
| DMHG | 10,819 | 11,288 | 11,707 | 12,326 | 12,441 | +469 | +419 | +733 | +114 | 13,922 |
| Consultants | 464 | 499 | 513 | 564 | 567 | +35 | +14 | +54 | +3 | 606 |
| Registrars | 490 | 522 | 531 | 583 | 583 | +32 | +9 | +51 | -0 | 670 |
| SHO/ Interns | 424 | 460 | 473 | 473 | 472 | +37 | +12 | -1 | -1 | 577 |
| Medical/ Dental, other | 7 | 7 | 7 | 9 | 8 | +1 | -0 | +0 | -2 | 10 |
| Medical & Dental | 1,384 | 1,489 | 1,524 | 1,629 | 1,629 | +105 | +36 | +105 | +0 | 1,863 |
| Nurse/ Midwife Manager | 877 | 908 | 949 | 992 | 990 | +31 | +40 | +41 | -2 | 1,087 |
| Nurse/ Midwife Specialist & AN/MP | 205 | 236 | 257 | 312 | 324 | +32 | +21 | +67 | +12 | 366 |
| Staff Nurse/ Staff Midwife | 2,835 | 2,950 | 3,011 | 3,141 | 3,172 | +115 | +60 | +161 | +31 | 3,499 |
| Nursing/ Midwifery Student | 42 | 44 | 44 | 96 | 102 | +2 | -0 | +58 | +5 | 161 |
| Nursing/ Midwifery other | 36 | 38 | 41 | 36 | 37 | +2 | +3 | -3 | +2 | 42 |
| Nursing & Midwifery | 3,994 | 4,177 | 4,301 | 4,576 | 4,625 | +182 | +124 | +324 | +49 | 5,155 |
| Therapy Professions | 367 | 397 | 413 | 448 | 447 | +30 | +16 | +34 | -1 | 495 |
| Health Science/ Diagnostics | 979 | 1,001 | 1,011 | 1,044 | 1,055 | +22 | +10 | +44 | +11 | 1,146 |
| Social Workers | 79 | 87 | 90 | 89 | 89 | +8 | +3 | -2 | +0 | 100 |
| Psychologists | 13 | 13 | 17 | 17 | 17 | +1 | +4 | +0 | +0 | 20 |
| Pharmacy | 220 | 243 | 251 | 235 | 239 | +23 | +8 | -13 | +3 | 265 |
| H&SC, Other | 34 | 46 | 63 | 52 | 57 | +12 | +17 | -7 | +5 | 61 |
| Health & Social Care Professionals | 1,692 | 1,788 | 1,846 | 1,885 | 1,903 | +96 | +58 | +57 | +18 | 2,087 |
| Management (VIII & above) | 117 | 126 | 139 | 145 | 146 | +9 | +13 | +8 | +1 | 150 |
| Administrative/ Supervisory (V to VII) | 494 | 523 | 554 | 615 | 626 | +28 | +31 | +72 | +10 | 663 |
| Clerical (III & IV) | 1,055 | 1,046 | 1,115 | 1,136 | 1,152 | -9 | +70 | +37 | +17 | 1,333 |
| Management & Administrative | 1,667 | 1,695 | 1,808 | 1,896 | 1,924 | +28 | +113 | +117 | +29 | 2,146 |
| Support | 764 | 771 | 803 | 791 | 798 | +7 | +31 | -5 | +7 | 922 |
| Maintenance/ Technical | 130 | 130 | 127 | 127 | 130 | -0 | -3 | +3 | +2 | 131 |
| General Support | 894 | 901 | 929 | 918 | 927 | +7 | +28 | -2 | +9 | 1,053 |
| Health Care Assistants | 1,167 | 1,217 | 1,270 | 1,391 | 1,399 | +51 | +52 | +129 | +7 | 1,576 |
| Care, other | 21 | 21 | 29 | 32 | 33 | +1 | +8 | +4 | +1 | 42 |
| Patient & Client Care | 1,187 | 1,239 | 1,299 | 1,423 | 1,432 | +51 | +60 | +133 | +9 | 1,618 |

| Ireland East Hospital Group: January 2023 | WTE Dec 2019 | WTE Dec 2020 | WTE Dec 2021 | WTE Dec 2022 | WTE Jan 2023 | Change Dec 2019 to Dec 20 | Change Dec 2020 to Dec 21 | Change Dec 2021 to Jan 23 | Change Dec 2022 to Jan 23 | Headcount [No.] Jan 2023 |
|---|---------------|---------------|---------------|---------------|---------------|---------------------------|---------------------------|---------------------------|---------------------------|--------------------------|
| IEHG | 12,502 | 13,478 | 14,129 | 14,889 | 14,857 | +976 | +651 | +728 | -32 | 16,418 |
| Consultants | 551 | 599 | 621 | 677 | 670 | +48 | +22 | +50 | -7 | 765 |
| Registrars | 623 | 666 | 715 | 755 | 750 | +43 | +49 | +35 | -5 | 773 |
| SHO/ Interns | 576 | 676 | 676 | 697 | 681 | +100 | +0 | +4 | -17 | 697 |
| Medical/ Dental, other | 26 | 28 | 30 | 35 | 36 | +2 | +2 | +6 | +1 | 49 |

| Ireland East Hospital Group: January 2023 | WTE Dec 2019 | WTE Dec 2020 | WTE Dec 2021 | WTE Dec 2022 | WTE Jan 2023 | Change Dec 2019 to Dec 20 | Change Dec 2020 to Dec 21 | Change Dec 2021 to Jan 23 | Change Dec 2022 to Jan 23 | Headcount [No.] Jan 2023 |
|---|---------------|---------------|---------------|---------------|---------------|---------------------------|---------------------------|---------------------------|---------------------------|--------------------------|
| IEHG | 12,502 | 13,478 | 14,129 | 14,889 | 14,857 | +976 | +651 | +728 | -32 | 16,418 |
| Medical & Dental | 1,775 | 1,968 | 2,042 | 2,164 | 2,137 | +194 | +73 | +95 | -27 | 2,284 |
| Nurse/ Midwife Manager | 963 | 1,054 | 1,115 | 1,244 | 1,249 | +91 | +62 | +133 | +5 | 1,360 |
| Nurse/ Midwife Specialist & AN/MP | 310 | 340 | 361 | 404 | 406 | +30 | +21 | +45 | +2 | 445 |
| Staff Nurse/ Staff Midwife | 3,328 | 3,452 | 3,675 | 3,772 | 3,709 | +123 | +223 | +34 | -64 | 4,090 |
| Nursing/ Midwifery Student | 57 | 109 | 68 | 128 | 208 | +52 | -40 | +140 | +80 | 328 |
| Nursing/ Midwifery other | 77 | 73 | 69 | 51 | 50 | -4 | -4 | -18 | -1 | 59 |
| Nursing & Midwifery | 4,735 | 5,027 | 5,289 | 5,600 | 5,622 | +292 | +262 | +334 | +23 | 6,282 |
| Therapy Professions | 514 | 585 | 607 | 611 | 604 | +71 | +22 | -4 | -8 | 673 |
| Health Science/ Diagnostics | 738 | 797 | 852 | 868 | 862 | +59 | +54 | +11 | -5 | 943 |
| Social Care | 1 | 1 | 1 | 1 | 1 | +0 | +0 | +0 | +0 | 2 |
| Social Workers | 82 | 91 | 103 | 110 | 111 | +9 | +12 | +8 | +1 | 119 |
| Psychologists | 33 | 36 | 43 | 47 | 48 | +3 | +7 | +4 | +0 | 55 |
| Pharmacy | 194 | 201 | 217 | 216 | 220 | +7 | +16 | +2 | +3 | 238 |
| H&SC, Other | 27 | 28 | 40 | 36 | 38 | +1 | +12 | -2 | +2 | 54 |
| Health & Social Care Professionals | 1,589 | 1,739 | 1,864 | 1,890 | 1,884 | +151 | +124 | +20 | -6 | 2,084 |
| Management (VIII & above) | 86 | 106 | 137 | 160 | 161 | +20 | +31 | +24 | +1 | 163 |
| Administrative/ Supervisory (V to VII) | 544 | 630 | 678 | 779 | 785 | +86 | +48 | +107 | +6 | 828 |
| Clerical (III & IV) | 1,252 | 1,269 | 1,316 | 1,365 | 1,363 | +17 | +47 | +46 | -2 | 1,545 |
| Management & Administrative | 1,882 | 2,005 | 2,131 | 2,304 | 2,308 | +123 | +126 | +177 | +4 | 2,536 |
| Support | 1,352 | 1,352 | 1,370 | 1,416 | 1,409 | -1 | +18 | +38 | -8 | 1,588 |
| Maintenance/ Technical | 120 | 130 | 128 | 138 | 139 | +9 | -2 | +11 | +0 | 140 |
| General Support | 1,473 | 1,481 | 1,498 | 1,555 | 1,547 | +9 | +17 | +49 | -7 | 1,728 |
| Health Care Assistants | 1,021 | 1,226 | 1,274 | 1,342 | 1,324 | +205 | +49 | +50 | -18 | 1,462 |
| Care, other | 28 | 31 | 31 | 34 | 34 | +3 | -0 | +3 | -0 | 42 |
| Patient & Client Care | 1,049 | 1,257 | 1,305 | 1,376 | 1,358 | +208 | +48 | +53 | -18 | 1,504 |

| RCSI Hospitals Group: January 2023 | WTE Dec 2019 | WTE Dec 2020 | WTE Dec 2021 | WTE Dec 2022 | WTE Jan 2023 | Change Dec 2019 to Dec 20 | Change Dec 2020 to Dec 21 | Change Dec 2021 to Jan 23 | Change Dec 2022 to Jan 23 | Headcount [No.] Jan 2023 |
|---|--------------|---------------|---------------|---------------|---------------|---------------------------|---------------------------|---------------------------|---------------------------|--------------------------|
| RCSI | 9,663 | 10,197 | 10,606 | 11,267 | 11,326 | +534 | +409 | +720 | +59 | 12,588 |
| Consultants | 441 | 470 | 502 | 530 | 533 | +30 | +32 | +31 | +3 | 564 |
| Registrars | 481 | 508 | 531 | 550 | 551 | +27 | +23 | +20 | +1 | 597 |
| SHO/ Interns | 439 | 510 | 501 | 512 | 527 | +71 | -9 | +26 | +15 | 568 |
| Medical/ Dental, other | 5 | 7 | 4 | 5 | 4 | +1 | -2 | -0 | -1 | 6 |
| Medical & Dental | 1,366 | 1,495 | 1,538 | 1,597 | 1,615 | +129 | +44 | +77 | +18 | 1,735 |
| Nurse/ Midwife Manager | 769 | 820 | 915 | 997 | 1,029 | +51 | +94 | +114 | +32 | 1,158 |
| Nurse/ Midwife Specialist & AN/MP | 185 | 208 | 235 | 281 | 282 | +23 | +27 | +46 | +0 | 312 |
| Staff Nurse/ Staff Midwife | 2,588 | 2,767 | 2,789 | 3,030 | 3,058 | +179 | +22 | +269 | +28 | 3,373 |
| Nursing/ Midwifery Student | 106 | 51 | 43 | 55 | 61 | -55 | -8 | +18 | +7 | 118 |
| Nursing/ Midwifery other | 43 | 42 | 37 | 27 | 26 | -1 | -5 | -11 | -1 | 29 |
| Nursing & Midwifery | 3,692 | 3,889 | 4,019 | 4,390 | 4,456 | +196 | +131 | +437 | +65 | 4,990 |
| Therapy Professions | 332 | 362 | 391 | 415 | 412 | +29 | +30 | +20 | -3 | 453 |
| Health Science/ Diagnostics | 589 | 609 | 608 | 660 | 658 | +20 | -1 | +50 | -2 | 729 |
| Social Workers | 66 | 66 | 72 | 76 | 76 | +0 | +6 | +4 | +0 | 87 |
| Psychologists | 12 | 12 | 14 | 13 | 13 | +0 | +2 | -0 | -0 | 15 |
| Pharmacy | 127 | 146 | 157 | 155 | 153 | +19 | +11 | -4 | -2 | 169 |
| H&SC, Other | 14 | 12 | 27 | 19 | 20 | -3 | +15 | -8 | +1 | 25 |
| Health & Social Care Professionals | 1,140 | 1,207 | 1,269 | 1,337 | 1,332 | +66 | +63 | +63 | -6 | 1,478 |
| Management (VIII & above) | 82 | 98 | 96 | 106 | 105 | +16 | -2 | +9 | -0 | 108 |
| Administrative/ Supervisory (V to VII) | 349 | 415 | 466 | 509 | 509 | +66 | +51 | +43 | +0 | 544 |
| Clerical (III & IV) | 1,031 | 1,026 | 1,056 | 1,082 | 1,072 | -6 | +31 | +15 | -10 | 1,219 |

| RCSI Hospitals Group: January 2023 | WTE Dec 2019 | WTE Dec 2020 | WTE Dec 2021 | WTE Dec 2022 | WTE Jan 2023 | Change Dec 2019 to Dec 20 | Change Dec 2020 to Dec 21 | Change Dec 2021 to Jan 23 | Change Dec 2022 to Jan 23 | Headcount [No.] Jan 2023 |
|--|--------------|---------------|---------------|---------------|---------------|---------------------------|---------------------------|---------------------------|---------------------------|--------------------------|
| RCSI | 9,663 | 10,197 | 10,606 | 11,267 | 11,326 | +534 | +409 | +720 | +59 | 12,588 |
| Management & Administrative | 1,462 | 1,538 | 1,619 | 1,697 | 1,686 | +76 | +81 | +67 | -11 | 1,871 |
| Support | 974 | 1,002 | 982 | 1,005 | 1,007 | +28 | -20 | +25 | +2 | 1,129 |
| Maintenance/ Technical | 89 | 91 | 91 | 112 | 113 | +2 | -1 | +23 | +1 | 117 |
| General Support | 1,063 | 1,093 | 1,073 | 1,117 | 1,120 | +30 | -20 | +48 | +3 | 1,246 |
| Health Care Assistants | 902 | 942 | 1,056 | 1,096 | 1,085 | +40 | +114 | +29 | -11 | 1,228 |
| Care, other | 37 | 34 | 32 | 32 | 32 | -3 | -3 | +0 | +0 | 40 |
| Patient & Client Care | 939 | 976 | 1,088 | 1,128 | 1,117 | +37 | +112 | +29 | -10 | 1,268 |

| Saolta University Hospital Care: January 2023 | WTE Dec 2019 | WTE Dec 2020 | WTE Dec 2021 | WTE Dec 2022 | WTE Jan 2023 | Change Dec 2019 to Dec 20 | Change Dec 2020 to Dec 21 | Change Dec 2021 to Jan 23 | Change Dec 2022 to Jan 23 | Headcount [No.] Jan 2023 |
|---|--------------|--------------|---------------|---------------|---------------|---------------------------|---------------------------|---------------------------|---------------------------|--------------------------|
| Saolta | 9,253 | 9,829 | 10,566 | 11,327 | 11,286 | +576 | +737 | +720 | -41 | 12,784 |
| Consultants | 463 | 476 | 491 | 511 | 513 | +14 | +14 | +23 | +2 | 564 |
| Registrars | 445 | 468 | 493 | 507 | 515 | +24 | +25 | +22 | +8 | 554 |
| SHO/ Interns | 535 | 637 | 665 | 668 | 654 | +102 | +28 | -11 | -14 | 723 |
| Medical/ Dental, other | 10 | 12 | 13 | 12 | 12 | +2 | +1 | -1 | +0 | 15 |
| Medical & Dental | 1,452 | 1,594 | 1,662 | 1,698 | 1,694 | +141 | +68 | +33 | -4 | 1,856 |
| Nurse/ Midwife Manager | 567 | 589 | 643 | 713 | 712 | +22 | +54 | +70 | -1 | 775 |
| Nurse/ Midwife Specialist & AN/MP | 218 | 236 | 268 | 315 | 316 | +18 | +32 | +48 | +2 | 343 |
| Staff Nurse/ Staff Midwife | 2,764 | 2,871 | 3,032 | 3,303 | 3,312 | +107 | +161 | +280 | +9 | 3,876 |
| Public Health Nurse | 1 | 1 | | | | -0 | -1 | | | |
| Nursing/ Midwifery Student | 50 | 44 | 30 | 120 | 89 | -6 | -14 | +59 | -32 | 220 |
| Nursing/ Midwifery other | 33 | 39 | 35 | 34 | 36 | +7 | -4 | +1 | +2 | 43 |
| Nursing & Midwifery | 3,633 | 3,781 | 4,007 | 4,485 | 4,464 | +148 | +226 | +457 | -21 | 5,257 |
| Therapy Professions | 262 | 271 | 311 | 349 | 348 | +10 | +40 | +37 | -1 | 381 |
| Health Science/ Diagnostics | 617 | 655 | 690 | 738 | 731 | +38 | +35 | +40 | -7 | 807 |
| Social Care | 2 | 3 | 2 | 2 | 2 | +1 | -1 | -0 | -0 | 3 |
| Social Workers | 26 | 31 | 37 | 43 | 42 | +4 | +6 | +5 | -1 | 47 |
| Psychologists | 1 | 2 | 3 | 3 | 5 | +1 | +1 | +2 | +2 | 7 |
| Pharmacy | 137 | 160 | 179 | 191 | 191 | +23 | +19 | +12 | +0 | 214 |
| H&SC, Other | 19 | 15 | 69 | 31 | 40 | -5 | +54 | -29 | +10 | 54 |
| Health & Social Care Professionals | 1,065 | 1,136 | 1,292 | 1,357 | 1,360 | +72 | +155 | +68 | +3 | 1,513 |
| Management (VIII & above) | 51 | 54 | 56 | 62 | 60 | +4 | +1 | +5 | -1 | 61 |
| Administrative/ Supervisory (V to VII) | 237 | 286 | 338 | 384 | 393 | +49 | +52 | +54 | +9 | 414 |
| Clerical (III & IV) | 1,048 | 1,084 | 1,212 | 1,252 | 1,234 | +36 | +129 | +22 | -18 | 1,364 |
| Management & Administrative | 1,335 | 1,424 | 1,607 | 1,698 | 1,687 | +89 | +183 | +81 | -11 | 1,839 |
| Support | 836 | 908 | 919 | 919 | 918 | +73 | +10 | -0 | -1 | 1,020 |
| Maintenance/ Technical | 103 | 94 | 97 | 103 | 105 | -9 | +3 | +8 | +2 | 107 |
| General Support | 939 | 1,002 | 1,015 | 1,022 | 1,023 | +63 | +14 | +8 | +1 | 1,127 |
| Health Care Assistants | 799 | 845 | 913 | 980 | 970 | +46 | +68 | +57 | -10 | 1,094 |
| Care, other | 30 | 47 | 70 | 86 | 87 | +17 | +23 | +17 | +1 | 98 |
| Patient & Client Care | 830 | 892 | 983 | 1,066 | 1,057 | +62 | +91 | +75 | -9 | 1,192 |

| South/South West Hospital Group: January 2023 | WTE Dec 2019 | WTE Dec 2020 | WTE Dec 2021 | WTE Dec 2022 | WTE Jan 2023 | Change Dec 2019 to Dec 20 | Change Dec 2020 to Dec 21 | Change Dec 2021 to Jan 23 | Change Dec 2022 to Jan 23 | Headcount [No.] Jan 2023 |
|---|---------------|---------------|---------------|---------------|---------------|---------------------------|---------------------------|---------------------------|---------------------------|--------------------------|
| SSWHG | 10,527 | 11,288 | 11,934 | 12,723 | 12,851 | +761 | +646 | +917 | +128 | 14,568 |
| Consultants | 478 | 508 | 537 | 568 | 564 | +30 | +29 | +28 | -4 | 622 |
| Registrars | 509 | 530 | 564 | 633 | 635 | +21 | +34 | +71 | +2 | 652 |

| South/South West Hospital Group: January 2023 | WTE Dec 2019 | WTE Dec 2020 | WTE Dec 2021 | WTE Dec 2022 | WTE Jan 2023 | Change Dec 2019 to Dec 20 | Change Dec 2020 to Dec 21 | Change Dec 2021 to Jan 23 | Change Dec 2022 to Jan 23 | Headcount [No.] Jan 2023 |
|--|---------------|---------------|---------------|---------------|---------------|---------------------------|---------------------------|---------------------------|---------------------------|--------------------------|
| SSWHG | 10,527 | 11,288 | 11,934 | 12,723 | 12,851 | +761 | +646 | +917 | +128 | 14,568 |
| SHO/ Interns | 537 | 615 | 596 | 624 | 611 | +78 | -19 | +15 | -13 | 619 |
| Medical/ Dental, other | 9 | 8 | 10 | 12 | 11 | -1 | +2 | +1 | -1 | 19 |
| Medical & Dental | 1,533 | 1,661 | 1,707 | 1,838 | 1,821 | +127 | +46 | +114 | -17 | 1,912 |
| Nurse/ Midwife Manager | 863 | 856 | 903 | 945 | 954 | -7 | +46 | +52 | +10 | 1,068 |
| Nurse/ Midwife Specialist & AN/MP | 146 | 194 | 222 | 257 | 279 | +48 | +28 | +56 | +21 | 306 |
| Staff Nurse/ Staff Midwife | 3,127 | 3,334 | 3,535 | 3,759 | 3,761 | +207 | +201 | +225 | +2 | 4,344 |
| Public Health Nurse | | 0 | 0 | | | +0 | +0 | -0 | | |
| Nursing/ Midwifery Student | 68 | 62 | 49 | 55 | 70 | -6 | -14 | +21 | +15 | 212 |
| Nursing/ Midwifery other | 15 | 15 | 14 | 16 | 17 | +1 | -2 | +3 | +1 | 20 |
| Nursing & Midwifery | 4,219 | 4,462 | 4,723 | 5,032 | 5,080 | +243 | +260 | +358 | +49 | 5,950 |
| Therapy Professions | 311 | 357 | 392 | 461 | 467 | +46 | +35 | +75 | +6 | 529 |
| Health Science/ Diagnostics | 784 | 854 | 904 | 916 | 937 | +70 | +50 | +33 | +22 | 1,077 |
| Social Workers | 33 | 37 | 38 | 47 | 48 | +4 | +2 | +10 | +2 | 54 |
| Psychologists | 2 | 2 | 3 | 6 | 7 | +0 | +2 | +4 | +1 | 8 |
| Pharmacy | 129 | 150 | 178 | 208 | 212 | +21 | +28 | +34 | +4 | 242 |
| H&SC, Other | 24 | 22 | 35 | 22 | 26 | -2 | +14 | -9 | +5 | 27 |
| Health & Social Care Professionals | 1,282 | 1,421 | 1,552 | 1,659 | 1,698 | +139 | +130 | +146 | +39 | 1,937 |
| Management (VIII & above) | 50 | 56 | 66 | 75 | 75 | +6 | +10 | +10 | +0 | 77 |
| Administrative/ Supervisory (V to VII) | 265 | 322 | 362 | 426 | 440 | +57 | +39 | +78 | +13 | 477 |
| Clerical (III & IV) | 1,269 | 1,270 | 1,302 | 1,371 | 1,381 | +1 | +32 | +79 | +10 | 1,554 |
| Management & Administrative | 1,584 | 1,648 | 1,729 | 1,873 | 1,896 | +63 | +82 | +167 | +23 | 2,108 |
| Support | 1,219 | 1,321 | 1,407 | 1,462 | 1,488 | +102 | +86 | +81 | +26 | 1,682 |
| Maintenance/ Technical | 33 | 41 | 39 | 37 | 39 | +8 | -2 | -0 | +2 | 41 |
| General Support | 1,251 | 1,362 | 1,446 | 1,499 | 1,527 | +111 | +84 | +81 | +28 | 1,723 |
| Health Care Assistants | 642 | 719 | 763 | 805 | 806 | +77 | +44 | +43 | +2 | 908 |
| Care, other | 15 | 15 | 15 | 19 | 23 | -0 | -0 | +8 | +4 | 30 |
| Patient & Client Care | 657 | 735 | 778 | 824 | 829 | +77 | +43 | +51 | +6 | 938 |

| University of Limerick Hospital Group: January 2023 | WTE Dec 2019 | WTE Dec 2020 | WTE Dec 2021 | WTE Dec 2022 | WTE Jan 2023 | Change Dec 2019 to Dec 20 | Change Dec 2020 to Dec 21 | Change Dec 2021 to Jan 23 | Change Dec 2022 to Jan 23 | Headcount [No.] Jan 2023 |
|---|--------------|--------------|--------------|--------------|--------------|---------------------------|---------------------------|---------------------------|---------------------------|--------------------------|
| ULHG | 4,146 | 4,506 | 5,043 | 5,222 | 5,306 | +360 | +537 | +263 | +84 | 5,849 |
| Consultants | 165 | 184 | 191 | 198 | 204 | +18 | +7 | +13 | +6 | 218 |
| Registrars | 190 | 204 | 219 | 236 | 238 | +13 | +16 | +19 | +2 | 248 |
| SHO/ Interns | 197 | 259 | 266 | 252 | 258 | +62 | +8 | -9 | +5 | 262 |
| Medical/ Dental, other | 1 | 1 | 1 | 1 | 1 | +0 | +0 | +0 | +0 | 2 |
| Medical & Dental | 553 | 647 | 678 | 687 | 701 | +94 | +31 | +23 | +13 | 730 |
| Nurse/ Midwife Manager | 325 | 346 | 388 | 430 | 440 | +21 | +42 | +52 | +10 | 470 |
| Nurse/ Midwife Specialist & AN/MP | 76 | 81 | 90 | 121 | 125 | +6 | +8 | +35 | +4 | 134 |
| Staff Nurse/ Staff Midwife | 1,226 | 1,300 | 1,480 | 1,471 | 1,475 | +74 | +180 | -6 | +3 | 1,660 |
| Nursing/ Midwifery Student | 19 | 12 | 9 | 4 | 23 | -7 | -3 | +14 | +19 | 82 |
| Nursing/ Midwifery other | 11 | 11 | 11 | 13 | 13 | +0 | -0 | +2 | +0 | 15 |
| Nursing & Midwifery | 1,657 | 1,751 | 1,978 | 2,040 | 2,076 | +94 | +226 | +98 | +36 | 2,361 |
| Therapy Professions | 84 | 98 | 120 | 120 | 122 | +14 | +22 | +2 | +2 | 137 |
| Health Science/ Diagnostics | 252 | 254 | 272 | 261 | 266 | +2 | +18 | -6 | +5 | 294 |
| Social Workers | 11 | 11 | 14 | 13 | 13 | -0 | +3 | -1 | +0 | 14 |
| Psychologists | 3 | 4 | 4 | 5 | 5 | +1 | +0 | +1 | +0 | 7 |
| Pharmacy | 45 | 51 | 57 | 61 | 59 | +6 | +6 | +2 | -2 | 69 |
| H&SC, Other | 7 | 6 | 14 | 12 | 14 | -1 | +8 | -0 | +2 | 14 |
| Health & Social Care Professionals | 403 | 423 | 482 | 471 | 479 | +21 | +58 | -3 | +8 | 535 |
| Management (VIII & above) | 36 | 37 | 42 | 46 | 48 | +2 | +4 | +6 | +2 | 49 |

| University of Limerick Hospital Group: January 2023 | WTE Dec 2019 | WTE Dec 2020 | WTE Dec 2021 | WTE Dec 2022 | WTE Jan 2023 | Change Dec 2019 to Dec 20 | Change Dec 2020 to Dec 21 | Change Dec 2021 to Jan 23 | Change Dec 2022 to Jan 23 | Headcount [No.] Jan 2023 |
|---|--------------|--------------|--------------|--------------|--------------|---------------------------|---------------------------|---------------------------|---------------------------|--------------------------|
| ULHG | 4,146 | 4,506 | 5,043 | 5,222 | 5,306 | +360 | +537 | +263 | +84 | 5,849 |
| Administrative/ Supervisory (V to VII) | 103 | 129 | 173 | 213 | 217 | +26 | +44 | +44 | +4 | 228 |
| Clerical (III & IV) | 485 | 508 | 558 | 573 | 583 | +22 | +50 | +25 | +10 | 631 |
| Management & Administrative | 624 | 674 | 773 | 832 | 848 | +50 | +99 | +76 | +17 | 908 |
| Support | 286 | 584 | 682 | 726 | 717 | +298 | +98 | +35 | -10 | 780 |
| Maintenance/ Technical | 39 | 38 | 39 | 37 | 57 | -1 | +1 | +18 | +20 | 60 |
| General Support | 325 | 622 | 721 | 764 | 774 | +297 | +99 | +53 | +10 | 840 |
| Health Care Assistants | 577 | 383 | 407 | 422 | 422 | -194 | +23 | +16 | +0 | 465 |
| Care, other | 8 | 6 | 7 | 6 | 7 | -2 | +1 | -0 | +0 | 10 |
| Patient & Client Care | 585 | 389 | 413 | 429 | 429 | -195 | +24 | +16 | +0 | 475 |

| other Acute Services: January 2023 | WTE Dec 2019 | WTE Dec 2020 | WTE Dec 2021 | WTE Dec 2022 | WTE Jan 2023 | Change Dec 2019 to Dec 20 | Change Dec 2020 to Dec 21 | Change Dec 2021 to Jan 23 | Change Dec 2022 to Jan 23 | Headcount [No.] Jan 2023 |
|---|--------------|--------------|--------------|--------------|--------------|---------------------------|---------------------------|---------------------------|---------------------------|--------------------------|
| other Acute | 91 | 101 | 111 | 127 | 135 | +10 | +10 | +24 | +8 | 142 |
| Nurse/ Midwife Manager | 14 | 14 | 14 | 17 | 19 | +0 | -0 | +5 | +1 | 20 |
| Nursing & Midwifery | 14 | 14 | 14 | 17 | 19 | +0 | -0 | +5 | +1 | 20 |
| Health Science/ Diagnostics | 3 | 3 | 4 | 4 | 4 | +0 | +1 | +0 | +0 | 4 |
| Social Workers | 1 | 1 | | | | +0 | -1 | | | |
| Pharmacy | 4 | 4 | 6 | 8 | 9 | -0 | +2 | +3 | +1 | 9 |
| Health & Social Care Professionals | 8 | 8 | 10 | 12 | 13 | -0 | +2 | +3 | +1 | 13 |
| Management (VIII & above) | 31 | 35 | 36 | 34 | 36 | +3 | +2 | -1 | +2 | 38 |
| Administrative/ Supervisory (V to VII) | 34 | 38 | 40 | 54 | 58 | +4 | +3 | +17 | +4 | 61 |
| Clerical (III & IV) | 4 | 6 | 10 | 9 | 10 | +2 | +4 | +0 | +1 | 10 |
| Management & Administrative | 69 | 79 | 87 | 97 | 103 | +9 | +8 | +17 | +6 | 109 |

| CHO 1: January 2023 | WTE Dec 2019 | WTE Dec 2020 | WTE Dec 2021 | WTE Dec 2022 | WTE Jan 2023 | Change Dec 2019 to Dec 20 | Change Dec 2020 to Dec 21 | Change Dec 2021 to Jan 23 | Change Dec 2022 to Jan 23 | Headcount [No.] Jan 2023 |
|---|--------------|--------------|--------------|--------------|--------------|---------------------------|---------------------------|---------------------------|---------------------------|--------------------------|
| CHO 1 | 5,468 | 5,755 | 6,089 | 6,398 | 6,427 | +287 | +334 | +338 | +29 | 7,387 |
| Consultants | 34 | 38 | 41 | 39 | 39 | +4 | +4 | -3 | -0 | 41 |
| Registrars | 65 | 71 | 74 | 77 | 77 | +6 | +3 | +3 | +1 | 83 |
| SHO/ Interns | 26 | 24 | 24 | 22 | 23 | -2 | -0 | -1 | +1 | 25 |
| Medical/ Dental, other | 80 | 80 | 74 | 72 | 63 | +0 | -7 | -11 | -9 | 100 |
| Medical & Dental | 205 | 213 | 213 | 209 | 202 | +8 | +0 | -11 | -7 | 249 |
| Nurse/ Midwife Manager | 350 | 354 | 378 | 375 | 372 | +5 | +24 | -5 | -2 | 394 |
| Nurse/ Midwife Specialist & AN/MP | 102 | 118 | 124 | 170 | 174 | +16 | +7 | +50 | +5 | 184 |
| Staff Nurse/ Staff Midwife | 1,014 | 1,028 | 1,081 | 1,086 | 1,095 | +14 | +52 | +14 | +9 | 1,230 |
| Public Health Nurse | 156 | 153 | 150 | 152 | 158 | -3 | -3 | +8 | +5 | 177 |
| Nursing/ Midwifery Student | 21 | 23 | 23 | 21 | 26 | +3 | -1 | +3 | +5 | 60 |
| Nursing/ Midwifery other | 6 | 7 | 6 | 8 | 7 | +1 | -1 | +1 | -1 | 8 |
| Nursing & Midwifery | 1,648 | 1,684 | 1,762 | 1,811 | 1,832 | +35 | +78 | +70 | +21 | 2,053 |
| Therapy Professions | 316 | 323 | 347 | 405 | 404 | +7 | +24 | +56 | -2 | 466 |
| Health Science/ Diagnostics | 7 | 7 | 8 | 9 | 10 | +0 | +1 | +2 | +0 | 12 |
| Social Care | 11 | 15 | 14 | 21 | 18 | +4 | -1 | +4 | -3 | 23 |
| Social Workers | 85 | 92 | 96 | 107 | 109 | +8 | +3 | +13 | +2 | 121 |
| Psychologists | 60 | 62 | 67 | 64 | 67 | +2 | +4 | +0 | +3 | 77 |
| Pharmacy | 2 | 3 | 5 | 3 | 3 | +1 | +2 | -2 | +0 | 3 |
| H&SC, Other | 32 | 31 | 39 | 47 | 47 | -1 | +8 | +8 | +0 | 64 |
| Health & Social Care Professionals | 513 | 533 | 575 | 655 | 656 | +20 | +42 | +81 | +1 | 766 |

| CHO 1: January 2023 | WTE Dec 2019 | WTE Dec 2020 | WTE Dec 2021 | WTE Dec 2022 | WTE Jan 2023 | Change Dec 2019 to Dec 20 | Change Dec 2020 to Dec 21 | Change Dec 2021 to Jan 23 | Change Dec 2022 to Jan 23 | Headcount [No.] Jan 2023 |
|--|--------------|--------------|--------------|--------------|--------------|---------------------------|---------------------------|---------------------------|---------------------------|--------------------------|
| CHO 1 | 5,468 | 5,755 | 6,089 | 6,398 | 6,427 | +287 | +334 | +338 | +29 | 7,387 |
| Management (VIII & above) | 60 | 63 | 73 | 81 | 82 | +4 | +9 | +10 | +2 | 85 |
| Administrative/ Supervisory (V to VII) | 135 | 166 | 195 | 243 | 247 | +31 | +28 | +53 | +5 | 262 |
| Clerical (III & IV) | 456 | 478 | 546 | 554 | 565 | +23 | +68 | +19 | +11 | 643 |
| Management & Administrative | 651 | 708 | 814 | 877 | 895 | +57 | +105 | +81 | +18 | 990 |
| Support | 306 | 310 | 289 | 283 | 282 | +4 | -21 | -6 | -0 | 354 |
| Maintenance/ Technical | 36 | 36 | 38 | 37 | 35 | +1 | +1 | -3 | -2 | 36 |
| General Support | 342 | 346 | 327 | 320 | 317 | +5 | -20 | -10 | -2 | 390 |
| Health Care Assistants | 1,423 | 1,519 | 1,577 | 1,592 | 1,600 | +96 | +58 | +23 | +8 | 1,800 |
| Home Help | 556 | 619 | 662 | 764 | 748 | +63 | +43 | +85 | -17 | 935 |
| Care, other | 131 | 133 | 160 | 170 | 178 | +2 | +27 | +18 | +8 | 204 |
| Patient & Client Care | 2,110 | 2,270 | 2,399 | 2,526 | 2,525 | +161 | +128 | +126 | -1 | 2,939 |

| CHO 2: January 2023 | WTE Dec 2019 | WTE Dec 2020 | WTE Dec 2021 | WTE Dec 2022 | WTE Jan 2023 | Change Dec 2019 to Dec 20 | Change Dec 2020 to Dec 21 | Change Dec 2021 to Jan 23 | Change Dec 2022 to Jan 23 | Headcount [No.] Jan 2023 |
|---|--------------|--------------|--------------|--------------|--------------|---------------------------|---------------------------|---------------------------|---------------------------|--------------------------|
| CHO 2 | 5,545 | 5,690 | 5,819 | 5,972 | 5,978 | +145 | +129 | +159 | +6 | 6,926 |
| Consultants | 42 | 42 | 44 | 43 | 44 | -0 | +2 | +1 | +1 | 48 |
| Registrars | 75 | 86 | 85 | 91 | 87 | +11 | -1 | +2 | -3 | 91 |
| SHO/ Interns | 36 | 43 | 40 | 43 | 43 | +7 | -3 | +3 | +0 | 45 |
| Medical/ Dental, other | 59 | 62 | 55 | 57 | 55 | +3 | -7 | +0 | -2 | 67 |
| Medical & Dental | 212 | 232 | 223 | 234 | 230 | +20 | -9 | +6 | -4 | 251 |
| Nurse/ Midwife Manager | 309 | 323 | 319 | 331 | 333 | +15 | -4 | +13 | +2 | 352 |
| Nurse/ Midwife Specialist & AN/MP | 93 | 108 | 113 | 141 | 142 | +15 | +5 | +29 | +0 | 150 |
| Staff Nurse/ Staff Midwife | 898 | 908 | 930 | 916 | 916 | +10 | +22 | -14 | +0 | 1,044 |
| Public Health Nurse | 192 | 199 | 188 | 187 | 185 | +7 | -11 | -3 | -2 | 213 |
| Nursing/ Midwifery Student | 9 | 11 | 29 | 25 | 33 | +2 | +18 | +4 | +8 | 66 |
| Nursing/ Midwifery other | 2 | 2 | 2 | 4 | 4 | -0 | +0 | +2 | +0 | 4 |
| Nursing & Midwifery | 1,502 | 1,550 | 1,581 | 1,604 | 1,613 | +48 | +31 | +32 | +8 | 1,829 |
| Therapy Professions | 338 | 362 | 378 | 421 | 419 | +24 | +15 | +42 | -2 | 481 |
| Health Science/ Diagnostics | 6 | 8 | 9 | 10 | 9 | +1 | +2 | -0 | -1 | 9 |
| Social Care | 245 | 268 | 301 | 300 | 303 | +23 | +33 | +2 | +3 | 369 |
| Social Workers | 84 | 84 | 90 | 102 | 104 | -0 | +7 | +14 | +1 | 115 |
| Psychologists | 73 | 78 | 83 | 88 | 89 | +4 | +5 | +6 | +1 | 102 |
| Pharmacy | 5 | 4 | 5 | 6 | 6 | -1 | +1 | +1 | +0 | 8 |
| H&SC, Other | 59 | 56 | 63 | 77 | 75 | -3 | +6 | +12 | -2 | 111 |
| Health & Social Care Professionals | 811 | 860 | 929 | 1,004 | 1,005 | +49 | +69 | +76 | +1 | 1,195 |
| Management (VIII & above) | 56 | 58 | 67 | 70 | 71 | +2 | +9 | +4 | +1 | 72 |
| Administrative/ Supervisory (V to VII) | 134 | 160 | 203 | 235 | 247 | +27 | +43 | +45 | +12 | 257 |
| Clerical (III & IV) | 468 | 448 | 450 | 451 | 450 | -20 | +2 | -0 | -2 | 514 |
| Management & Administrative | 657 | 666 | 720 | 757 | 768 | +9 | +54 | +48 | +11 | 843 |
| Support | 158 | 152 | 144 | 140 | 142 | -5 | -8 | -2 | +2 | 198 |
| Maintenance/ Technical | 68 | 74 | 73 | 79 | 79 | +6 | -0 | +6 | +0 | 82 |
| General Support | 226 | 226 | 218 | 219 | 221 | +0 | -8 | +4 | +2 | 280 |
| Health Care Assistants | 1,367 | 1,419 | 1,445 | 1,412 | 1,408 | +51 | +27 | -37 | -4 | 1,620 |
| Home Help | 499 | 456 | 395 | 407 | 397 | -43 | -61 | +2 | -10 | 519 |
| Care, other | 271 | 281 | 308 | 335 | 335 | +11 | +27 | +27 | +0 | 389 |
| Patient & Client Care | 2,137 | 2,156 | 2,149 | 2,154 | 2,141 | +19 | -8 | -8 | -13 | 2,528 |

| CHO 3: January 2023 | WTE Dec 2019 | WTE Dec 2020 | WTE Dec 2021 | WTE Dec 2022 | WTE Jan 2023 | Change Dec 2019 to Dec 20 | Change Dec 2020 to Dec 21 | Change Dec 2021 to Jan 23 | Change Dec 2022 to Jan 23 | Headcount [No.] Jan 2023 |
|---|--------------|--------------|--------------|--------------|--------------|---------------------------|---------------------------|---------------------------|---------------------------|--------------------------|
| CHO 3 | 4,357 | 4,610 | 4,946 | 5,069 | 5,128 | +253 | +337 | +181 | +58 | 6,040 |
| Consultants | 27 | 28 | 31 | 33 | 34 | +1 | +2 | +3 | +0 | 39 |
| Registrars | 42 | 40 | 46 | 47 | 48 | -1 | +6 | +2 | +1 | 51 |
| SHO/ Interns | 25 | 22 | 22 | 35 | 31 | -3 | -0 | +9 | -4 | 32 |
| Medical/ Dental, other | 58 | 59 | 49 | 52 | 51 | +1 | -10 | +2 | -1 | 62 |
| Medical & Dental | 152 | 150 | 148 | 167 | 164 | -2 | -2 | +16 | -4 | 184 |
| Nurse/ Midwife Manager | 246 | 250 | 255 | 262 | 267 | +3 | +5 | +13 | +5 | 278 |
| Nurse/ Midwife Specialist & AN/MP | 56 | 54 | 58 | 75 | 78 | -2 | +4 | +21 | +3 | 84 |
| Staff Nurse/ Staff Midwife | 787 | 831 | 850 | 842 | 860 | +43 | +20 | +10 | +18 | 968 |
| Public Health Nurse | 127 | 127 | 129 | 126 | 129 | -0 | +2 | +0 | +3 | 154 |
| Nursing/ Midwifery Student | 20 | 9 | 15 | 11 | 22 | -11 | +6 | +7 | +11 | 53 |
| Nursing/ Midwifery other | 4 | 4 | 4 | 4 | 4 | +0 | +0 | +0 | +0 | 4 |
| Nursing & Midwifery | 1,241 | 1,274 | 1,311 | 1,320 | 1,361 | +33 | +37 | +50 | +41 | 1,541 |
| Therapy Professions | 214 | 223 | 249 | 278 | 285 | +9 | +26 | +36 | +8 | 320 |
| Health Science/ Diagnostics | 5 | 9 | 9 | 9 | 9 | +3 | +0 | +1 | +0 | 11 |
| Social Care | 245 | 288 | 289 | 282 | 281 | +43 | +1 | -7 | -1 | 327 |
| Social Workers | 59 | 58 | 62 | 67 | 68 | -2 | +4 | +6 | +1 | 74 |
| Psychologists | 124 | 126 | 122 | 128 | 130 | +2 | -4 | +7 | +2 | 137 |
| Pharmacy | 5 | 5 | 6 | 6 | 6 | +0 | +1 | -0 | +0 | 6 |
| H&SC, Other | 32 | 34 | 31 | 36 | 36 | +1 | -3 | +5 | +1 | 43 |
| Health & Social Care Professionals | 684 | 742 | 767 | 805 | 816 | +58 | +25 | +49 | +10 | 918 |
| Management (VIII & above) | 38 | 42 | 49 | 56 | 59 | +4 | +8 | +10 | +3 | 60 |
| Administrative/ Supervisory (V to VII) | 132 | 149 | 171 | 210 | 212 | +17 | +22 | +41 | +2 | 224 |
| Clerical (III & IV) | 320 | 308 | 349 | 348 | 347 | -12 | +41 | -2 | -0 | 393 |
| Management & Administrative | 491 | 499 | 570 | 614 | 619 | +8 | +71 | +49 | +5 | 677 |
| Support | 163 | 160 | 161 | 142 | 148 | -3 | +2 | -13 | +7 | 182 |
| Maintenance/ Technical | 77 | 76 | 85 | 84 | 84 | -1 | +9 | -1 | +1 | 87 |
| General Support | 240 | 236 | 247 | 226 | 233 | -4 | +11 | -14 | +7 | 269 |
| Health Care Assistants | 1,140 | 1,247 | 1,325 | 1,298 | 1,276 | +107 | +78 | -50 | -23 | 1,567 |
| Home Help | 176 | 217 | 294 | 342 | 339 | +41 | +76 | +45 | -3 | 507 |
| Care, other | 234 | 245 | 285 | 296 | 321 | +11 | +41 | +35 | +24 | 377 |
| Patient & Client Care | 1,549 | 1,709 | 1,904 | 1,937 | 1,935 | +159 | +195 | +31 | -2 | 2,451 |

| CHO 4: January 2023 | WTE Dec 2019 | WTE Dec 2020 | WTE Dec 2021 | WTE Dec 2022 | WTE Jan 2023 | Change Dec 2019 to Dec 20 | Change Dec 2020 to Dec 21 | Change Dec 2021 to Jan 23 | Change Dec 2022 to Jan 23 | Headcount [No.] Jan 2023 |
|-----------------------------------|--------------|--------------|--------------|--------------|--------------|---------------------------|---------------------------|---------------------------|---------------------------|--------------------------|
| CHO 4 | 8,189 | 8,602 | 8,856 | 8,961 | 8,931 | +413 | +255 | +74 | -30 | 10,957 |
| Consultants | 55 | 60 | 61 | 70 | 65 | +5 | +0 | +5 | -4 | 81 |
| Registrars | 103 | 103 | 104 | 96 | 97 | -1 | +1 | -7 | +1 | 101 |
| SHO/ Interns | 38 | 51 | 48 | 46 | 45 | +13 | -3 | -2 | -1 | 46 |
| Medical/ Dental, other | 111 | 116 | 122 | 140 | 136 | +5 | +6 | +14 | -4 | 235 |
| Medical & Dental | 308 | 330 | 335 | 352 | 344 | +23 | +4 | +9 | -8 | 463 |
| Nurse/ Midwife Manager | 433 | 467 | 499 | 490 | 496 | +34 | +32 | -2 | +7 | 543 |
| Nurse/ Midwife Specialist & AN/MP | 81 | 98 | 91 | 106 | 118 | +17 | -8 | +27 | +12 | 128 |
| Staff Nurse/ Staff Midwife | 1,446 | 1,498 | 1,494 | 1,532 | 1,520 | +53 | -5 | +26 | -12 | 1,803 |
| Public Health Nurse | 216 | 228 | 216 | 216 | 215 | +12 | -12 | -1 | -2 | 268 |
| Nursing/ Midwifery Student | 60 | 28 | 34 | 18 | 36 | -31 | +5 | +3 | +18 | 85 |
| Nursing/ Midwifery other | 1 | | 1 | 1 | 1 | -1 | +1 | +0 | +0 | 1 |
| Nursing & Midwifery | 2,235 | 2,319 | 2,334 | 2,363 | 2,386 | +84 | +14 | +52 | +23 | 2,828 |
| Therapy Professions | 448 | 464 | 528 | 549 | 561 | +16 | +64 | +33 | +12 | 655 |
| Health Science/ Diagnostics | 12 | 13 | 14 | 14 | 14 | +1 | +1 | -0 | -0 | 17 |
| Social Care | 240 | 252 | 267 | 272 | 273 | +12 | +14 | +6 | +1 | 311 |

| CHO 4: January 2023 | WTE Dec 2019 | WTE Dec 2020 | WTE Dec 2021 | WTE Dec 2022 | WTE Jan 2023 | Change Dec 2019 to Dec 20 | Change Dec 2020 to Dec 21 | Change Dec 2021 to Jan 23 | Change Dec 2022 to Jan 23 | Headcount [No.] Jan 2023 |
|---|--------------|--------------|--------------|--------------|--------------|---------------------------|---------------------------|---------------------------|---------------------------|--------------------------|
| CHO 4 | 8,189 | 8,602 | 8,856 | 8,961 | 8,931 | +413 | +255 | +74 | -30 | 10,957 |
| Social Workers | 115 | 132 | 135 | 147 | 152 | +17 | +3 | +17 | +5 | 171 |
| Psychologists | 138 | 152 | 151 | 156 | 156 | +14 | -0 | +5 | +0 | 177 |
| Pharmacy | 8 | 11 | 10 | 9 | 8 | +3 | -1 | -2 | -0 | 13 |
| H&SC, Other | 60 | 64 | 76 | 72 | 70 | +3 | +12 | -6 | -2 | 100 |
| Health & Social Care Professionals | 1,021 | 1,087 | 1,181 | 1,219 | 1,234 | +66 | +94 | +53 | +15 | 1,444 |
| Management (VIII & above) | 73 | 75 | 79 | 90 | 92 | +2 | +4 | +13 | +2 | 95 |
| Administrative/ Supervisory (V to VII) | 161 | 177 | 202 | 254 | 267 | +16 | +24 | +65 | +13 | 285 |
| Clerical (III & IV) | 505 | 546 | 587 | 572 | 572 | +41 | +42 | -15 | -0 | 689 |
| Management & Administrative | 738 | 798 | 868 | 916 | 931 | +60 | +70 | +63 | +14 | 1,069 |
| Support | 337 | 352 | 361 | 353 | 351 | +15 | +9 | -11 | -3 | 477 |
| Maintenance/ Technical | 22 | 23 | 24 | 22 | 24 | +1 | +0 | +0 | +2 | 28 |
| General Support | 359 | 375 | 385 | 375 | 375 | +16 | +10 | -11 | -0 | 505 |
| Health Care Assistants | 1,954 | 2,121 | 2,209 | 2,135 | 2,128 | +167 | +87 | -80 | -6 | 2,465 |
| Home Help | 1,124 | 1,076 | 1,039 | 1,076 | 1,054 | -48 | -37 | +15 | -22 | 1,547 |
| Care, other | 450 | 494 | 506 | 524 | 479 | +44 | +12 | -27 | -45 | 636 |
| Patient & Client Care | 3,528 | 3,691 | 3,754 | 3,735 | 3,661 | +163 | +63 | -92 | -73 | 4,648 |

| CHO 5: January 2023 | WTE Dec 2019 | WTE Dec 2020 | WTE Dec 2021 | WTE Dec 2022 | WTE Jan 2023 | Change Dec 2019 to Dec 20 | Change Dec 2020 to Dec 21 | Change Dec 2021 to Jan 23 | Change Dec 2022 to Jan 23 | Headcount [No.] Jan 2023 |
|---|--------------|--------------|--------------|--------------|--------------|---------------------------|---------------------------|---------------------------|---------------------------|--------------------------|
| CHO 5 | 5,282 | 5,477 | 5,671 | 5,805 | 5,853 | +195 | +194 | +182 | +49 | 6,884 |
| Consultants | 30 | 29 | 32 | 36 | 36 | -1 | +3 | +3 | -1 | 38 |
| Registrars | 28 | 30 | 39 | 41 | 45 | +2 | +9 | +6 | +3 | 45 |
| SHO/ Interns | 38 | 38 | 33 | 32 | 33 | +0 | -5 | +0 | +1 | 34 |
| Medical/ Dental, other | 66 | 71 | 75 | 75 | 76 | +5 | +3 | +1 | +1 | 102 |
| Medical & Dental | 162 | 168 | 179 | 185 | 189 | +6 | +10 | +11 | +4 | 219 |
| Nurse/ Midwife Manager | 338 | 365 | 375 | 375 | 375 | +27 | +10 | +0 | -1 | 398 |
| Nurse/ Midwife Specialist & AN/MP | 52 | 78 | 76 | 112 | 113 | +26 | -2 | +37 | +1 | 122 |
| Staff Nurse/ Staff Midwife | 967 | 972 | 993 | 982 | 981 | +4 | +22 | -12 | -1 | 1,141 |
| Public Health Nurse | 174 | 176 | 168 | 165 | 166 | +2 | -8 | -2 | +2 | 202 |
| Nursing/ Midwifery Student | 12 | 17 | 14 | 11 | 18 | +5 | -3 | +3 | +7 | 57 |
| Nursing/ Midwifery other | 4 | 4 | 4 | 4 | 6 | -0 | +0 | +1 | +1 | 6 |
| Nursing & Midwifery | 1,548 | 1,612 | 1,630 | 1,649 | 1,658 | +63 | +18 | +28 | +9 | 1,926 |
| Therapy Professions | 327 | 325 | 348 | 369 | 384 | -2 | +23 | +36 | +15 | 438 |
| Health Science/ Diagnostics | 4 | 8 | 7 | 7 | 8 | +4 | -1 | +1 | +0 | 9 |
| Social Care | 164 | 153 | 167 | 174 | 173 | -11 | +14 | +6 | -1 | 203 |
| Social Workers | 60 | 63 | 62 | 69 | 71 | +3 | -2 | +9 | +1 | 78 |
| Psychologists | 79 | 79 | 77 | 80 | 82 | -0 | -2 | +5 | +3 | 93 |
| Pharmacy | 1 | 2 | 3 | 3 | 2 | +1 | +1 | -1 | -1 | 3 |
| H&SC, Other | 35 | 32 | 44 | 50 | 50 | -3 | +12 | +7 | +0 | 54 |
| Health & Social Care Professionals | 670 | 661 | 707 | 752 | 770 | -9 | +46 | +63 | +18 | 878 |
| Management (VIII & above) | 43 | 47 | 58 | 72 | 72 | +4 | +11 | +14 | -0 | 73 |
| Administrative/ Supervisory (V to VII) | 125 | 138 | 161 | 215 | 231 | +13 | +23 | +70 | +16 | 240 |
| Clerical (III & IV) | 330 | 324 | 349 | 398 | 409 | -6 | +24 | +60 | +11 | 464 |
| Management & Administrative | 498 | 510 | 568 | 686 | 712 | +11 | +58 | +144 | +27 | 777 |
| Support | 332 | 300 | 281 | 279 | 280 | -32 | -19 | -1 | +2 | 352 |
| Maintenance/ Technical | 39 | 31 | 30 | 29 | 29 | -8 | -1 | -0 | -0 | 32 |
| General Support | 371 | 331 | 311 | 308 | 310 | -40 | -20 | -1 | +2 | 384 |
| Health Care Assistants | 1,142 | 1,317 | 1,351 | 1,281 | 1,273 | +175 | +34 | -78 | -8 | 1,456 |
| Home Help | 669 | 646 | 649 | 648 | 643 | -22 | +2 | -5 | -4 | 884 |
| Care, other | 222 | 232 | 277 | 297 | 298 | +10 | +45 | +21 | +1 | 360 |

| CHO 5: January 2023 | WTE Dec 2019 | WTE Dec 2020 | WTE Dec 2021 | WTE Dec 2022 | WTE Jan 2023 | Change Dec 2019 to Dec 20 | Change Dec 2020 to Dec 21 | Change Dec 2021 to Jan 23 | Change Dec 2022 to Jan 23 | Headcount [No.] Jan 2023 |
|----------------------------------|--------------|--------------|--------------|--------------|--------------|---------------------------|---------------------------|---------------------------|---------------------------|--------------------------|
| CHO 5 | 5,282 | 5,477 | 5,671 | 5,805 | 5,853 | +195 | +194 | +182 | +49 | 6,884 |
| Patient & Client Care | 2,033 | 2,195 | 2,276 | 2,225 | 2,213 | +162 | +81 | -63 | -11 | 2,700 |

| CHO 6: January 2023 | WTE Dec 2019 | WTE Dec 2020 | WTE Dec 2021 | WTE Dec 2022 | WTE Jan 2023 | Change Dec 2019 to Dec 20 | Change Dec 2020 to Dec 21 | Change Dec 2021 to Jan 23 | Change Dec 2022 to Jan 23 | Headcount [No.] Jan 2023 |
|---|--------------|--------------|--------------|--------------|--------------|---------------------------|---------------------------|---------------------------|---------------------------|--------------------------|
| CHO 6 | 3,378 | 3,465 | 3,561 | 3,620 | 3,628 | +87 | +96 | +67 | +8 | 4,194 |
| Consultants | 48 | 51 | 52 | 58 | 60 | +3 | +1 | +7 | +2 | 68 |
| Registrars | 49 | 44 | 51 | 63 | 62 | -5 | +7 | +11 | -2 | 69 |
| SHO/ Interns | 16 | 20 | 19 | 16 | 15 | +4 | -1 | -3 | -1 | 22 |
| Medical/ Dental, other | 51 | 45 | 45 | 49 | 50 | -6 | -0 | +5 | +1 | 71 |
| Medical & Dental | 164 | 160 | 167 | 186 | 186 | -4 | +7 | +19 | -0 | 230 |
| Nurse/ Midwife Manager | 211 | 206 | 201 | 210 | 213 | -5 | -5 | +12 | +3 | 225 |
| Nurse/ Midwife Specialist & AN/MP | 21 | 24 | 28 | 37 | 38 | +3 | +4 | +10 | +2 | 45 |
| Staff Nurse/ Staff Midwife | 542 | 554 | 549 | 556 | 563 | +13 | -5 | +14 | +8 | 628 |
| Public Health Nurse | 117 | 112 | 110 | 99 | 97 | -5 | -2 | -13 | -2 | 115 |
| Nursing/ Midwifery Student | 14 | 16 | 12 | 7 | 7 | +2 | -4 | -5 | -0 | 8 |
| Nursing/ Midwifery other | 2 | 3 | 4 | 5 | 5 | +1 | +1 | +1 | +0 | 5 |
| Nursing & Midwifery | 905 | 915 | 904 | 913 | 923 | +10 | -11 | +20 | +10 | 1,026 |
| Therapy Professions | 238 | 238 | 235 | 252 | 253 | -1 | -2 | +17 | +1 | 308 |
| Health Science/ Diagnostics | 18 | 20 | 18 | 17 | 18 | +2 | -2 | +1 | +1 | 22 |
| Social Care | 364 | 392 | 426 | 413 | 403 | +28 | +35 | -24 | -10 | 463 |
| Social Workers | 57 | 54 | 60 | 71 | 71 | -3 | +6 | +12 | +0 | 80 |
| Psychologists | 56 | 66 | 66 | 68 | 66 | +10 | -0 | +0 | -1 | 82 |
| Pharmacy | 4 | 4 | 7 | 9 | 9 | +0 | +3 | +2 | +0 | 11 |
| H&SC, Other | 14 | 10 | 15 | 17 | 19 | -4 | +5 | +4 | +2 | 21 |
| Health & Social Care Professionals | 752 | 785 | 828 | 847 | 840 | +33 | +44 | +11 | -7 | 987 |
| Management (VIII & above) | 68 | 69 | 82 | 95 | 87 | +2 | +13 | +5 | -8 | 93 |
| Administrative/ Supervisory (V to VII) | 170 | 166 | 194 | 241 | 246 | -4 | +27 | +52 | +4 | 270 |
| Clerical (III & IV) | 237 | 260 | 253 | 259 | 266 | +23 | -7 | +13 | +7 | 311 |
| Management & Administrative | 475 | 496 | 529 | 596 | 599 | +21 | +33 | +70 | +3 | 674 |
| Support | 191 | 192 | 187 | 177 | 178 | +1 | -5 | -8 | +2 | 216 |
| Maintenance/ Technical | 23 | 22 | 23 | 22 | 23 | -1 | +1 | -0 | +0 | 25 |
| General Support | 214 | 214 | 210 | 199 | 201 | +0 | -4 | -9 | +2 | 241 |
| Health Care Assistants | 538 | 566 | 595 | 556 | 556 | +27 | +29 | -39 | -0 | 626 |
| Care, other | 330 | 330 | 329 | 324 | 323 | +0 | -1 | -7 | -1 | 410 |
| Patient & Client Care | 869 | 896 | 924 | 880 | 879 | +28 | +28 | -45 | -1 | 1,036 |

| CHO 7: January 2023 | WTE Dec 2019 | WTE Dec 2020 | WTE Dec 2021 | WTE Dec 2022 | WTE Jan 2023 | Change Dec 2019 to Dec 20 | Change Dec 2020 to Dec 21 | Change Dec 2021 to Jan 23 | Change Dec 2022 to Jan 23 | Headcount [No.] Jan 2023 |
|-----------------------------------|--------------|--------------|--------------|--------------|--------------|---------------------------|---------------------------|---------------------------|---------------------------|--------------------------|
| CHO 7 | 6,515 | 6,783 | 7,073 | 7,215 | 7,180 | +268 | +290 | +106 | -35 | 8,319 |
| Consultants | 60 | 66 | 67 | 63 | 63 | +6 | +1 | -4 | -0 | 68 |
| Registrars | 95 | 100 | 100 | 104 | 101 | +5 | -0 | +1 | -2 | 120 |
| SHO/ Interns | 36 | 38 | 41 | 47 | 41 | +3 | +3 | -0 | -6 | 54 |
| Medical/ Dental, other | 80 | 80 | 72 | 63 | 62 | -1 | -8 | -10 | -1 | 92 |
| Medical & Dental | 271 | 284 | 280 | 276 | 267 | +13 | -4 | -13 | -10 | 334 |
| Nurse/ Midwife Manager | 396 | 407 | 445 | 455 | 465 | +11 | +38 | +20 | +11 | 495 |
| Nurse/ Midwife Specialist & AN/MP | 94 | 110 | 113 | 133 | 130 | +16 | +4 | +17 | -2 | 148 |
| Staff Nurse/ Staff Midwife | 993 | 1,021 | 1,064 | 1,060 | 1,039 | +28 | +43 | -24 | -20 | 1,174 |

| CHO 7: January 2023 | WTE Dec 2019 | WTE Dec 2020 | WTE Dec 2021 | WTE Dec 2022 | WTE Jan 2023 | Change Dec 2019 to Dec 20 | Change Dec 2020 to Dec 21 | Change Dec 2021 to Jan 23 | Change Dec 2022 to Jan 23 | Headcount [No.] Jan 2023 |
|---|--------------|--------------|--------------|--------------|--------------|---------------------------|---------------------------|---------------------------|---------------------------|--------------------------|
| CHO 7 | 6,515 | 6,783 | 7,073 | 7,215 | 7,180 | +268 | +290 | +106 | -35 | 8,319 |
| Public Health Nurse | 175 | 177 | 175 | 164 | 164 | +1 | -1 | -12 | -0 | 201 |
| Nursing/ Midwifery Student | 32 | 32 | 32 | 28 | 33 | -0 | +0 | +1 | +5 | 43 |
| Nursing/ Midwifery other | 10 | 9 | 10 | 11 | 12 | -1 | +0 | +2 | +1 | 14 |
| Nursing & Midwifery | 1,700 | 1,756 | 1,840 | 1,851 | 1,844 | +56 | +84 | +4 | -6 | 2,075 |
| Therapy Professions | 450 | 463 | 471 | 490 | 495 | +13 | +8 | +24 | +4 | 558 |
| Health Science/ Diagnostics | 3 | 4 | 3 | 11 | 11 | +1 | -1 | +8 | -0 | 15 |
| Social Care | 371 | 400 | 433 | 477 | 476 | +29 | +33 | +43 | -2 | 529 |
| Social Workers | 105 | 108 | 111 | 123 | 124 | +3 | +3 | +13 | +1 | 137 |
| Psychologists | 81 | 87 | 89 | 96 | 94 | +6 | +2 | +5 | -2 | 106 |
| Pharmacy | 40 | 38 | 45 | 41 | 40 | -2 | +7 | -5 | -1 | 46 |
| H&SC, Other | 44 | 41 | 44 | 45 | 45 | -3 | +2 | +2 | +0 | 54 |
| Health & Social Care Professionals | 1,094 | 1,140 | 1,196 | 1,284 | 1,285 | +46 | +55 | +89 | +1 | 1,445 |
| Management (VIII & above) | 73 | 85 | 100 | 109 | 106 | +12 | +15 | +6 | -3 | 108 |
| Administrative/ Supervisory (V to VII) | 182 | 214 | 254 | 287 | 290 | +32 | +40 | +36 | +3 | 302 |
| Clerical (III & IV) | 351 | 380 | 398 | 439 | 440 | +30 | +18 | +42 | +1 | 501 |
| Management & Administrative | 606 | 679 | 751 | 834 | 835 | +73 | +72 | +84 | +1 | 911 |
| Support | 410 | 402 | 385 | 382 | 378 | -9 | -17 | -7 | -4 | 479 |
| Maintenance/ Technical | 41 | 46 | 48 | 46 | 46 | +5 | +1 | -2 | -0 | 50 |
| General Support | 452 | 448 | 432 | 428 | 424 | -4 | -16 | -8 | -4 | 529 |
| Health Care Assistants | 1,655 | 1,723 | 1,795 | 1,752 | 1,724 | +68 | +72 | -70 | -28 | 2,030 |
| Home Help | 127 | 132 | 122 | 131 | 131 | +5 | -10 | +9 | +1 | 237 |
| Care, other | 610 | 621 | 657 | 659 | 669 | +11 | +36 | +12 | +11 | 758 |
| Patient & Client Care | 2,392 | 2,476 | 2,574 | 2,541 | 2,525 | +84 | +98 | -49 | -16 | 3,025 |

| CHO 8: January 2023 | WTE Dec 2019 | WTE Dec 2020 | WTE Dec 2021 | WTE Dec 2022 | WTE Jan 2023 | Change Dec 2019 to Dec 20 | Change Dec 2020 to Dec 21 | Change Dec 2021 to Jan 23 | Change Dec 2022 to Jan 23 | Headcount [No.] Jan 2023 |
|---|--------------|--------------|--------------|--------------|--------------|---------------------------|---------------------------|---------------------------|---------------------------|--------------------------|
| CHO 8 | 6,135 | 6,337 | 6,449 | 6,514 | 6,541 | +202 | +112 | +92 | +27 | 7,808 |
| Consultants | 42 | 44 | 44 | 42 | 42 | +1 | +1 | -2 | -1 | 44 |
| Registrars | 106 | 114 | 125 | 122 | 123 | +8 | +11 | -2 | +1 | 127 |
| SHO/ Interns | 38 | 27 | 23 | 29 | 31 | -11 | -4 | +8 | +2 | 32 |
| Medical/ Dental, other | 72 | 73 | 64 | 65 | 63 | +0 | -8 | -1 | -2 | 83 |
| Medical & Dental | 259 | 257 | 256 | 259 | 259 | -1 | -1 | +2 | -0 | 286 |
| Nurse/ Midwife Manager | 372 | 379 | 376 | 376 | 374 | +8 | -3 | -3 | -2 | 402 |
| Nurse/ Midwife Specialist & AN/MP | 100 | 111 | 117 | 131 | 133 | +12 | +6 | +15 | +2 | 149 |
| Staff Nurse/ Staff Midwife | 998 | 1,013 | 1,001 | 1,023 | 1,022 | +15 | -12 | +21 | -1 | 1,183 |
| Public Health Nurse | 199 | 201 | 204 | 220 | 215 | +2 | +3 | +10 | -6 | 258 |
| Nursing/ Midwifery Student | 4 | 17 | 14 | 10 | 22 | +13 | -3 | +8 | +12 | 63 |
| Nursing/ Midwifery other | 9 | 12 | 13 | 10 | 10 | +3 | +1 | -3 | -0 | 11 |
| Nursing & Midwifery | 1,682 | 1,734 | 1,726 | 1,770 | 1,775 | +52 | -8 | +49 | +4 | 2,066 |
| Therapy Professions | 377 | 395 | 398 | 378 | 381 | +18 | +3 | -17 | +2 | 457 |
| Health Science/ Diagnostics | 7 | 9 | 11 | 13 | 13 | +2 | +2 | +2 | +0 | 14 |
| Social Care | 368 | 388 | 409 | 421 | 416 | +20 | +22 | +6 | -6 | 506 |
| Social Workers | 88 | 89 | 93 | 108 | 108 | +1 | +4 | +15 | +0 | 122 |
| Psychologists | 120 | 115 | 116 | 111 | 111 | -5 | +0 | -4 | +1 | 120 |
| Pharmacy | 7 | 8 | 12 | 11 | 11 | +1 | +4 | -1 | +0 | 14 |
| H&SC, Other | 52 | 54 | 54 | 61 | 58 | +1 | +1 | +4 | -2 | 66 |
| Health & Social Care Professionals | 1,019 | 1,058 | 1,093 | 1,103 | 1,099 | +38 | +36 | +6 | -4 | 1,299 |
| Management (VIII & above) | 62 | 67 | 76 | 84 | 82 | +5 | +9 | +6 | -2 | 88 |
| Administrative/ Supervisory (V to VII) | 176 | 204 | 235 | 240 | 241 | +27 | +31 | +7 | +1 | 254 |
| Clerical (III & IV) | 507 | 533 | 518 | 532 | 561 | +26 | -15 | +43 | +29 | 664 |

| CHO 8: January 2023 | WTE Dec 2019 | WTE Dec 2020 | WTE Dec 2021 | WTE Dec 2022 | WTE Jan 2023 | Change Dec 2019 to Dec 20 | Change Dec 2020 to Dec 21 | Change Dec 2021 to Jan 23 | Change Dec 2022 to Jan 23 | Headcount [No.] Jan 2023 |
|--|--------------|--------------|--------------|--------------|--------------|---------------------------|---------------------------|---------------------------|---------------------------|--------------------------|
| CHO 8 | 6,135 | 6,337 | 6,449 | 6,514 | 6,541 | +202 | +112 | +92 | +27 | 7,808 |
| Management & Administrative | 746 | 803 | 829 | 856 | 884 | +58 | +26 | +55 | +28 | 1,006 |
| Support | 127 | 118 | 112 | 105 | 102 | -9 | -6 | -9 | -2 | 131 |
| Maintenance/ Technical | 69 | 69 | 64 | 61 | 65 | -0 | -5 | +2 | +4 | 68 |
| General Support | 196 | 187 | 175 | 166 | 168 | -9 | -11 | -8 | +2 | 199 |
| Health Care Assistants | 1,577 | 1,663 | 1,736 | 1,670 | 1,653 | +85 | +73 | -83 | -17 | 1,980 |
| Home Help | 418 | 397 | 385 | 415 | 424 | -21 | -12 | +38 | +9 | 642 |
| Care, other | 237 | 238 | 248 | 275 | 280 | +1 | +9 | +32 | +5 | 330 |
| Patient & Client Care | 2,233 | 2,298 | 2,369 | 2,359 | 2,356 | +65 | +71 | -12 | -3 | 2,952 |

| CHO 9: January 2023 | WTE Dec 2019 | WTE Dec 2020 | WTE Dec 2021 | WTE Dec 2022 | WTE Jan 2023 | Change Dec 2019 to Dec 20 | Change Dec 2020 to Dec 21 | Change Dec 2021 to Jan 23 | Change Dec 2022 to Jan 23 | Headcount [No.] Jan 2023 |
|---|--------------|--------------|--------------|--------------|--------------|---------------------------|---------------------------|---------------------------|---------------------------|--------------------------|
| CHO 9 | 6,582 | 6,950 | 7,165 | 7,230 | 7,273 | +367 | +216 | +107 | +43 | 8,406 |
| Consultants | 68 | 64 | 68 | 71 | 71 | -4 | +4 | +2 | +0 | 79 |
| Registrars | 98 | 91 | 116 | 128 | 125 | -7 | +25 | +9 | -3 | 144 |
| SHO/ Interns | 66 | 71 | 48 | 52 | 54 | +5 | -23 | +6 | +2 | 62 |
| Medical/ Dental, other | 57 | 56 | 58 | 56 | 58 | -1 | +1 | +0 | +2 | 73 |
| Medical & Dental | 290 | 283 | 290 | 306 | 307 | -7 | +7 | +17 | +1 | 358 |
| Nurse/ Midwife Manager | 435 | 457 | 480 | 488 | 499 | +22 | +23 | +19 | +11 | 530 |
| Nurse/ Midwife Specialist & AN/MP | 85 | 101 | 111 | 149 | 155 | +17 | +10 | +43 | +6 | 164 |
| Staff Nurse/ Staff Midwife | 1,196 | 1,223 | 1,239 | 1,214 | 1,211 | +28 | +15 | -28 | -3 | 1,371 |
| Public Health Nurse | 176 | 182 | 181 | 172 | 173 | +6 | -1 | -8 | +0 | 205 |
| Nursing/ Midwifery Student | 55 | 60 | 48 | 43 | 62 | +5 | -12 | +14 | +19 | 107 |
| Nursing/ Midwifery other | 20 | 23 | 19 | 20 | 21 | +3 | -4 | +2 | +1 | 24 |
| Nursing & Midwifery | 1,966 | 2,046 | 2,078 | 2,087 | 2,121 | +81 | +32 | +43 | +34 | 2,401 |
| Therapy Professions | 486 | 530 | 571 | 587 | 584 | +44 | +41 | +13 | -3 | 669 |
| Health Science/ Diagnostics | 37 | 34 | 32 | 26 | 27 | -3 | -1 | -5 | +1 | 28 |
| Social Care | 695 | 745 | 814 | 804 | 798 | +50 | +69 | -17 | -6 | 973 |
| Social Workers | 125 | 139 | 133 | 161 | 163 | +13 | -6 | +30 | +2 | 182 |
| Psychologists | 164 | 183 | 181 | 187 | 189 | +19 | -2 | +8 | +2 | 208 |
| Pharmacy | 25 | 29 | 30 | 27 | 27 | +5 | +1 | -2 | +1 | 34 |
| H&SC, Other | 71 | 69 | 77 | 64 | 65 | -2 | +8 | -12 | +0 | 75 |
| Health & Social Care Professionals | 1,603 | 1,728 | 1,838 | 1,856 | 1,853 | +125 | +110 | +15 | -3 | 2,169 |
| Management (VIII & above) | 79 | 85 | 98 | 97 | 97 | +6 | +13 | -1 | +0 | 98 |
| Administrative/ Supervisory (V to VII) | 208 | 243 | 309 | 360 | 373 | +35 | +66 | +64 | +13 | 394 |
| Clerical (III & IV) | 451 | 507 | 543 | 522 | 529 | +55 | +37 | -15 | +7 | 613 |
| Management & Administrative | 739 | 835 | 950 | 979 | 999 | +96 | +115 | +49 | +20 | 1,105 |
| Support | 452 | 403 | 398 | 383 | 379 | -49 | -5 | -18 | -4 | 460 |
| Maintenance/ Technical | 35 | 36 | 34 | 36 | 35 | +1 | -2 | +1 | -0 | 38 |
| General Support | 487 | 439 | 432 | 419 | 415 | -48 | -7 | -17 | -4 | 498 |
| Health Care Assistants | 1,278 | 1,385 | 1,344 | 1,315 | 1,317 | +108 | -41 | -27 | +1 | 1,576 |
| Care, other | 221 | 233 | 234 | 269 | 262 | +12 | +1 | +28 | -7 | 299 |
| Patient & Client Care | 1,499 | 1,618 | 1,578 | 1,584 | 1,579 | +120 | -41 | +1 | -6 | 1,875 |

| other Community Services: January 2023 | WTE Dec 2019 | WTE Dec 2020 | WTE Dec 2021 | WTE Dec 2022 | WTE Jan 2023 | Change Dec 2019 to Dec 20 | Change Dec 2020 to Dec 21 | Change Dec 2021 to Jan 23 | Change Dec 2022 to Jan 23 | Headcount [No.] Jan 2023 |
|--|--------------|--------------|--------------|--------------|--------------|---------------------------|---------------------------|---------------------------|---------------------------|--------------------------|
| other Comm | 638 | 709 | 740 | 740 | 737 | +71 | +31 | -4 | -3 | 793 |
| Consultants | 17 | 18 | 19 | 17 | 16 | +1 | +2 | -4 | -1 | 18 |

| other Community Services: January 2023 | WTE Dec 2019 | WTE Dec 2020 | WTE Dec 2021 | WTE Dec 2022 | WTE Jan 2023 | Change Dec 2019 to Dec 20 | Change Dec 2020 to Dec 21 | Change Dec 2021 to Jan 23 | Change Dec 2022 to Jan 23 | Headcount [No.] Jan 2023 |
|---|--------------|--------------|--------------|--------------|--------------|---------------------------|---------------------------|---------------------------|---------------------------|--------------------------|
| other Comm | 638 | 709 | 740 | 740 | 737 | +71 | +31 | -4 | -3 | 793 |
| Registrars | 25 | 23 | 27 | 30 | 34 | -2 | +5 | +7 | +4 | 44 |
| SHO/ Interns | 2 | 6 | 6 | 5 | 6 | +4 | +0 | -1 | +1 | 8 |
| Medical/ Dental, other | 0 | 0 | | | | -0 | -0 | | | |
| Medical & Dental | 44 | 46 | 53 | 52 | 55 | +3 | +6 | +3 | +4 | 70 |
| Nurse/ Midwife Manager | 66 | 82 | 84 | 88 | 88 | +16 | +2 | +4 | +0 | 92 |
| Nurse/ Midwife Specialist & AN/MP | 8 | 13 | 11 | 11 | 10 | +4 | -1 | -1 | -1 | 11 |
| Staff Nurse/ Staff Midwife | 174 | 174 | 179 | 156 | 146 | +0 | +5 | -33 | -10 | 155 |
| Nursing/ Midwifery other | 1 | 2 | 2 | 2 | 1 | +1 | +0 | -1 | -1 | 1 |
| Nursing & Midwifery | 249 | 271 | 277 | 257 | 246 | +22 | +6 | -31 | -11 | 259 |
| Therapy Professions | 11 | 12 | 13 | 10 | 10 | +1 | +1 | -3 | +0 | 10 |
| Health Science/ Diagnostics | 9 | 8 | 7 | 8 | 8 | -1 | -1 | +1 | -0 | 8 |
| Social Care | 4 | 4 | 4 | 3 | 3 | +0 | +0 | -1 | -0 | 3 |
| Social Workers | 29 | 33 | 30 | 15 | 16 | +5 | -3 | -14 | +1 | 18 |
| Psychologists | 7 | 7 | 8 | 6 | 6 | -0 | +1 | -2 | -0 | 6 |
| Pharmacy | 3 | 4 | 4 | 12 | 12 | +1 | +0 | +8 | -0 | 13 |
| H&SC, Other | 3 | 4 | 3 | 2 | 4 | +1 | -1 | +1 | +1 | 4 |
| Health & Social Care Professionals | 65 | 71 | 69 | 57 | 58 | +7 | -2 | -11 | +2 | 62 |
| Management (VIII & above) | 65 | 69 | 66 | 73 | 78 | +4 | -3 | +12 | +5 | 79 |
| Administrative/ Supervisory (V to VII) | 76 | 77 | 94 | 114 | 117 | +2 | +17 | +23 | +4 | 124 |
| Clerical (III & IV) | 70 | 69 | 77 | 75 | 76 | -1 | +8 | -1 | +1 | 83 |
| Management & Administrative | 212 | 216 | 238 | 261 | 271 | +4 | +22 | +33 | +10 | 286 |
| Support | 14 | 20 | 19 | 25 | 24 | +6 | -1 | +5 | -1 | 26 |
| Maintenance/ Technical | 3 | 7 | 7 | 9 | 8 | +4 | -0 | +1 | -1 | 8 |
| General Support | 17 | 27 | 26 | 34 | 32 | +10 | -1 | +6 | -2 | 34 |
| Health Care Assistants | 37 | 62 | 62 | 65 | 60 | +25 | -0 | -2 | -5 | 66 |
| Care, other | 15 | 16 | 16 | 14 | 15 | +0 | +0 | -1 | +1 | 16 |
| Patient & Client Care | 52 | 78 | 78 | 79 | 74 | +26 | +0 | -4 | -5 | 82 |

| Health & Wellbeing: January 2023 | WTE Dec 2019 | WTE Dec 2020 | WTE Dec 2021 | WTE Dec 2022 | WTE Jan 2023 | Change Dec 2019 to Dec 20 | Change Dec 2020 to Dec 21 | Change Dec 2021 to Jan 23 | Change Dec 2022 to Jan 23 | Headcount [No.] Jan 2023 |
|---|--------------|--------------|--------------|--------------|--------------|---------------------------|---------------------------|---------------------------|---------------------------|--------------------------|
| HWB | 574 | 511 | 641 | 676 | 679 | -62 | +129 | +38 | +3 | 733 |
| Consultants | 1 | 2 | 1 | 25 | 25 | +1 | -1 | +24 | +0 | 26 |
| Registrars | 28 | 29 | 35 | 36 | 37 | +2 | +6 | +2 | +1 | 39 |
| Medical/ Dental, other | 89 | 102 | 105 | 81 | 82 | +12 | +4 | -23 | +2 | 90 |
| Medical & Dental | 118 | 133 | 141 | 141 | 145 | +15 | +8 | +4 | +4 | 155 |
| Nurse/ Midwife Manager | 14 | 15 | 32 | 43 | 44 | +1 | +17 | +12 | +1 | 47 |
| Nurse/ Midwife Specialist & AN/MP | 4 | 4 | 1 | 2 | 2 | -1 | -3 | +1 | -0 | 2 |
| Staff Nurse/ Staff Midwife | 1 | 4 | 28 | 24 | 23 | +2 | +25 | -5 | -0 | 26 |
| Public Health Nurse | 4 | 3 | 2 | 2 | 2 | -1 | -1 | -0 | +0 | 2 |
| Nursing & Midwifery | 23 | 25 | 63 | 70 | 71 | +2 | +38 | +8 | +1 | 77 |
| Therapy Professions | 18 | 9 | 5 | 6 | 6 | -9 | -4 | +0 | -0 | 7 |
| Health Science/ Diagnostics | 60 | 60 | 62 | 46 | 43 | +0 | +2 | -19 | -3 | 51 |
| Psychologists | 1 | 1 | 1 | 1 | 1 | +0 | +0 | +0 | +0 | 1 |
| Pharmacy | 2 | 5 | 5 | 4 | 4 | +3 | +0 | -1 | +0 | 5 |
| H&SC, Other | 34 | 38 | 40 | 69 | 75 | +4 | +2 | +35 | +6 | 79 |
| Health & Social Care Professionals | 115 | 114 | 114 | 126 | 129 | -2 | +0 | +15 | +3 | 143 |
| Management (VIII & above) | 45 | 41 | 55 | 66 | 65 | -3 | +14 | +10 | -1 | 67 |
| Administrative/ Supervisory (V to VII) | 136 | 109 | 155 | 163 | 162 | -28 | +47 | +6 | -1 | 169 |
| Clerical (III & IV) | 100 | 84 | 105 | 103 | 102 | -16 | +21 | -3 | -2 | 114 |
| Management & Administrative | 281 | 234 | 315 | 332 | 328 | -47 | +81 | +13 | -3 | 350 |

| Health & Wellbeing: January 2023 | WTE Dec 2019 | WTE Dec 2020 | WTE Dec 2021 | WTE Dec 2022 | WTE Jan 2023 | Change Dec 2019 to Dec 20 | Change Dec 2020 to Dec 21 | Change Dec 2021 to Jan 23 | Change Dec 2022 to Jan 23 | Headcount [No.] Jan 2023 |
|----------------------------------|--------------|--------------|--------------|--------------|--------------|---------------------------|---------------------------|---------------------------|---------------------------|--------------------------|
| HWB | 574 | 511 | 641 | 676 | 679 | -62 | +129 | +38 | +3 | 733 |
| Support | 1 | 1 | 1 | 2 | 2 | +0 | +0 | +1 | -0 | 3 |
| General Support | 1 | 1 | 1 | 2 | 2 | +0 | +0 | +1 | -0 | 3 |
| Health Care Assistants | 0 | 0 | 0 | 1 | 1 | +0 | +0 | +1 | +0 | 2 |
| Care, other | 35 | 4 | 5 | 4 | 3 | -31 | +1 | -3 | -1 | 3 |
| Patient & Client Care | 35 | 4 | 6 | 5 | 4 | -31 | +1 | -2 | -1 | 5 |

| Health Business Services: January 2023 | WTE Dec 2019 | WTE Dec 2020 | WTE Dec 2021 | WTE Dec 2022 | WTE Jan 2023 | Change Dec 2019 to Dec 20 | Change Dec 2020 to Dec 21 | Change Dec 2021 to Jan 23 | Change Dec 2022 to Jan 23 | Headcount [No.] Jan 2023 |
|---|--------------|--------------|--------------|--------------|--------------|---------------------------|---------------------------|---------------------------|---------------------------|--------------------------|
| HBS | 654 | 668 | 405 | 390 | 396 | +14 | -263 | -9 | +6 | 411 |
| Medical/ Dental, other | 2 | | | | | -2 | | | | |
| Medical & Dental | 2 | | | | | -2 | | | | |
| Nurse/ Midwife Manager | 6 | 3 | 5 | 4 | 7 | -3 | +2 | +2 | +3 | 7 |
| Nursing/ Midwifery other | 1 | 1 | | | | +0 | -1 | | | |
| Nursing & Midwifery | 6 | 4 | 5 | 4 | 7 | -3 | +1 | +2 | +3 | 7 |
| Health Science/ Diagnostics | 1 | 1 | 1 | 1 | 1 | +0 | +0 | +0 | +0 | 1 |
| H&SC, Other | 1 | 1 | 1 | | 0 | +0 | +0 | -1 | +0 | 1 |
| Health & Social Care Professionals | 2 | 2 | 2 | 1 | 1 | +0 | +0 | -1 | +0 | 2 |
| Management (VIII & above) | 56 | 54 | 39 | 39 | 39 | -2 | -15 | +0 | +0 | 40 |
| Administrative/ Supervisory (V to VII) | 127 | 136 | 63 | 65 | 66 | +8 | -73 | +3 | +1 | 67 |
| Clerical (III & IV) | 210 | 225 | 53 | 51 | 51 | +15 | -171 | -2 | +0 | 57 |
| Management & Administrative | 394 | 415 | 155 | 155 | 157 | +21 | -259 | +2 | +2 | 164 |
| Support | 21 | 19 | 17 | 15 | 17 | -2 | -2 | -1 | +1 | 17 |
| Maintenance/ Technical | 228 | 228 | 225 | 213 | 214 | -0 | -3 | -11 | +0 | 220 |
| General Support | 249 | 247 | 242 | 229 | 230 | -2 | -5 | -12 | +2 | 237 |
| Health Care Assistants | 1 | 1 | 1 | 1 | 1 | +0 | +0 | +0 | +0 | 1 |
| Patient & Client Care | 1 | 1 | 1 | 1 | 1 | +0 | +0 | +0 | +0 | 1 |

| National & Central Services: January 2023 | WTE Dec 2019 | WTE Dec 2020 | WTE Dec 2021 | WTE Dec 2022 | WTE Jan 2023 | Change Dec 2019 to Dec 20 | Change Dec 2020 to Dec 21 | Change Dec 2021 to Jan 23 | Change Dec 2022 to Jan 23 | Headcount [No.] Jan 2023 |
|---|--------------|--------------|--------------|--------------|--------------|---------------------------|---------------------------|---------------------------|---------------------------|--------------------------|
| National & Central Services | 3,964 | 4,179 | 4,778 | 5,102 | 5,185 | +215 | +599 | +407 | +82 | 5,542 |
| Consultants | 43 | 42 | 46 | 43 | 43 | -1 | +3 | -3 | +0 | 49 |
| Registrars | 24 | 30 | 35 | 30 | 30 | +6 | +5 | -5 | +1 | 33 |
| SHO/ Interns | 1 | 2 | 1 | 1 | 1 | +1 | -1 | +1 | +0 | 2 |
| Medical/ Dental, other | 26 | 25 | 29 | 29 | 30 | -1 | +4 | +1 | +1 | 46 |
| Medical & Dental | 94 | 99 | 111 | 103 | 105 | +5 | +12 | -6 | +2 | 130 |
| Nurse/ Midwife Manager | 100 | 112 | 117 | 133 | 136 | +12 | +4 | +19 | +2 | 155 |
| Nurse/ Midwife Specialist & AN/MP | 10 | 12 | 16 | 11 | 10 | +2 | +5 | -6 | -1 | 13 |
| Staff Nurse/ Staff Midwife | 1 | 10 | 13 | 9 | 9 | +9 | +3 | -4 | +0 | 11 |
| Public Health Nurse | 0 | 0 | 0 | 0 | 0 | +0 | -0 | +0 | +0 | 0 |
| Nursing/ Midwifery other | 66 | 69 | 66 | 72 | 73 | +2 | -3 | +7 | +1 | 80 |
| Nursing & Midwifery | 178 | 203 | 212 | 226 | 228 | +26 | +9 | +16 | +3 | 259 |
| Therapy Professions | 2 | 5 | 4 | 11 | 11 | +2 | -1 | +8 | +0 | 13 |
| Health Science/ Diagnostics | 89 | 93 | 96 | 86 | 87 | +4 | +3 | -9 | +0 | 118 |
| Social Workers | 4 | 3 | 6 | 19 | 20 | -1 | +3 | +14 | +1 | 21 |
| Psychologists | 1 | 1 | 1 | | | +0 | +0 | -1 | | |
| Pharmacy | 37 | 45 | 52 | 60 | 60 | +9 | +7 | +8 | +0 | 61 |
| H&SC, Other | 533 | 547 | 561 | 559 | 561 | +14 | +14 | -1 | +2 | 610 |

| National & Central Services: January 2023 | WTE Dec 2019 | WTE Dec 2020 | WTE Dec 2021 | WTE Dec 2022 | WTE Jan 2023 | Change Dec 2019 to Dec 20 | Change Dec 2020 to Dec 21 | Change Dec 2021 to Jan 23 | Change Dec 2022 to Jan 23 | Headcount [No.] Jan 2023 |
|---|--------------|--------------|--------------|--------------|--------------|---------------------------|---------------------------|---------------------------|---------------------------|--------------------------|
| National & Central Services | 3,964 | 4,179 | 4,778 | 5,102 | 5,185 | +215 | +599 | +407 | +82 | 5,542 |
| Health & Social Care Professionals | 666 | 694 | 720 | 735 | 739 | +28 | +25 | +19 | +3 | 823 |
| Management (VIII & above) | 606 | 634 | 722 | 794 | 806 | +28 | +88 | +84 | +12 | 827 |
| Administrative/ Supervisory (V to VII) | 1,110 | 1,207 | 1,489 | 1,719 | 1,755 | +97 | +282 | +266 | +35 | 1,825 |
| Clerical (III & IV) | 1,194 | 1,217 | 1,400 | 1,405 | 1,430 | +23 | +182 | +31 | +25 | 1,549 |
| Management & Administrative | 2,910 | 3,058 | 3,611 | 3,919 | 3,991 | +148 | +553 | +380 | +72 | 4,201 |
| Support | 92 | 95 | 89 | 93 | 94 | +3 | -6 | +5 | +1 | 99 |
| Maintenance/ Technical | 11 | 12 | 10 | 12 | 13 | +1 | -2 | +3 | +1 | 13 |
| General Support | 103 | 107 | 99 | 105 | 107 | +4 | -8 | +8 | +2 | 112 |
| Health Care Assistants | 9 | 15 | 24 | 14 | 15 | +5 | +9 | -9 | +1 | 16 |
| Ambulance Staff | 3 | 1 | 1 | 1 | 1 | -2 | +0 | +0 | +0 | 1 |
| Care, other | 2 | 2 | 1 | | | +0 | -1 | -1 | | |
| Patient & Client Care | 14 | 18 | 26 | 15 | 16 | +3 | +8 | -10 | +1 | 17 |

HSE, S38 Voluntary Hospitals & Agencies / Staff Category & Staff Group: January 2023

Health Service Personnel
Census Report: January 2023

| Employment by Administration & Staff Group: January 2023 | WTE Dec 2019 | WTE Dec 2020 | WTE Dec 2021 | WTE Dec 2022 | WTE Jan 2023 | Change Dec 2019 to Dec 20 | Change Dec 2020 to Dec 21 | Change Dec 2021 to Jan 23 | Change Dec 2022 to Jan 23 | Headcount [No.] Jan 2023 |
|--|---------------|---------------|---------------|---------------|---------------|---------------------------|---------------------------|---------------------------|---------------------------|--------------------------|
| Health Service Executive | 76,905 | 81,192 | 85,508 | 89,227 | 89,802 | +4,287 | +4,316 | +4,294 | +575 | 101,883 |
| Consultants | 1,899 | 1,995 | 2,083 | 2,184 | 2,182 | +96 | +89 | +99 | -2 | 2,365 |
| Registrars | 2,313 | 2,433 | 2,592 | 2,714 | 2,736 | +121 | +159 | +145 | +23 | 2,913 |
| SHO/ Interns | 2,047 | 2,335 | 2,360 | 2,425 | 2,373 | +287 | +25 | +13 | -51 | 2,542 |
| Medical/ Dental, other | 764 | 784 | 760 | 755 | 747 | +20 | -24 | -13 | -8 | 1,022 |
| Medical & Dental | 7,023 | 7,546 | 7,795 | 8,078 | 8,038 | +523 | +249 | +243 | -40 | 8,842 |
| Nurse/ Midwife Manager | 4,985 | 5,228 | 5,546 | 5,859 | 5,914 | +243 | +318 | +368 | +55 | 6,393 |
| Nurse/ Midwife Specialist & AN/MP | 1,276 | 1,482 | 1,607 | 1,984 | 2,035 | +206 | +125 | +428 | +51 | 2,218 |
| Staff Nurse/ Staff Midwife | 16,587 | 17,302 | 18,107 | 18,811 | 18,825 | +715 | +805 | +718 | +13 | 21,586 |
| Public Health Nurse | 1,537 | 1,557 | 1,523 | 1,504 | 1,502 | +20 | -34 | -21 | -1 | 1,795 |
| Nursing/ Midwifery Student | 374 | 323 | 302 | 393 | 429 | -52 | -20 | +127 | +36 | 1,025 |
| Nursing/ Midwifery other | 183 | 201 | 188 | 200 | 207 | +18 | -14 | +19 | +7 | 233 |
| Nursing & Midwifery | 24,943 | 26,094 | 27,273 | 28,751 | 28,912 | +1,151 | +1,179 | +1,639 | +161 | 33,250 |
| Therapy Professions | 3,647 | 3,902 | 4,156 | 4,481 | 4,530 | +255 | +254 | +374 | +49 | 5,182 |
| Health Science/ Diagnostics | 2,629 | 2,802 | 2,927 | 2,994 | 3,026 | +173 | +125 | +99 | +32 | 3,387 |
| Social Care | 178 | 191 | 190 | 196 | 197 | +14 | -1 | +6 | +0 | 222 |
| Social Workers | 702 | 757 | 787 | 904 | 925 | +55 | +30 | +137 | +21 | 1,026 |
| Psychologists | 767 | 796 | 813 | 835 | 848 | +29 | +17 | +35 | +13 | 950 |
| Pharmacy | 570 | 665 | 775 | 815 | 824 | +95 | +110 | +49 | +9 | 938 |
| H&SC, Other | 960 | 972 | 1,146 | 1,123 | 1,152 | +12 | +174 | +7 | +29 | 1,339 |
| Health & Social Care Professionals | 9,453 | 10,086 | 10,795 | 11,349 | 11,502 | +633 | +709 | +707 | +153 | 13,044 |
| Management (VIII & above) | 1,435 | 1,521 | 1,712 | 1,896 | 1,919 | +86 | +191 | +207 | +23 | 1,971 |
| Administrative/ Supervisory (V to VII) | 3,336 | 3,796 | 4,571 | 5,380 | 5,504 | +460 | +775 | +933 | +124 | 5,775 |
| Clerical (III & IV) | 8,415 | 8,617 | 9,083 | 9,302 | 9,400 | +202 | +466 | +317 | +99 | 10,503 |
| Management & Administrative | 13,187 | 13,934 | 15,366 | 16,578 | 16,823 | +747 | +1,433 | +1,457 | +246 | 18,249 |
| Support | 4,938 | 5,327 | 5,456 | 5,524 | 5,557 | +389 | +129 | +101 | +33 | 6,302 |
| Maintenance/ Technical | 816 | 821 | 821 | 824 | 850 | +5 | -0 | +28 | +26 | 877 |
| General Support | 5,754 | 6,148 | 6,277 | 6,348 | 6,407 | +394 | +129 | +130 | +59 | 7,179 |
| Health Care Assistants | 9,884 | 10,651 | 11,026 | 10,761 | 10,729 | +767 | +376 | -298 | -33 | 12,032 |
| Home Help | 3,569 | 3,543 | 3,546 | 3,782 | 3,736 | -26 | +2 | +190 | -46 | 5,271 |
| Ambulance Staff | 1,828 | 1,877 | 1,936 | 1,932 | 1,981 | +49 | +59 | +45 | +49 | 2,077 |
| Care, other | 1,265 | 1,313 | 1,493 | 1,648 | 1,674 | +48 | +180 | +181 | +26 | 1,939 |
| Patient & Client Care | 16,546 | 17,384 | 18,001 | 18,123 | 18,119 | +839 | +617 | +118 | -4 | 21,319 |

Health Service Personnel
Census Report: January 2023

| Employment by Administration & Staff Group: January 2023 | WTE Dec 2019 | WTE Dec 2020 | WTE Dec 2021 | WTE Dec 2022 | WTE Jan 2023 | Change Dec 2019 to Dec 20 | Change Dec 2020 to Dec 21 | Change Dec 2021 to Jan 23 | Change Dec 2022 to Jan 23 | Headcount [No.] Jan 2023 |
|--|---------------|---------------|---------------|---------------|---------------|---------------------------|---------------------------|---------------------------|---------------------------|--------------------------|
| Section 38 Hospitals | 26,687 | 28,234 | 29,464 | 30,874 | 30,977 | +1,547 | +1,230 | +1,513 | +103 | 34,705 |
| Consultants | 1,303 | 1,413 | 1,476 | 1,629 | 1,628 | +110 | +63 | +152 | -1 | 1,794 |
| Registrars | 1,324 | 1,404 | 1,464 | 1,597 | 1,565 | +80 | +60 | +101 | -32 | 1,808 |
| SHO/ Interns | 1,033 | 1,220 | 1,195 | 1,200 | 1,212 | +187 | -25 | +17 | +12 | 1,372 |
| Medical/ Dental, other | 23 | 25 | 23 | 29 | 28 | +2 | -1 | +4 | -1 | 43 |



Health Service Personnel Census Report: January 2023

| Employment by Administration & Staff Group: January 2023 | WTE Dec 2019 | WTE Dec 2020 | WTE Dec 2021 | WTE Dec 2022 | WTE Jan 2023 | Change Dec 2019 to Dec 20 | Change Dec 2020 to Dec 21 | Change Dec 2021 to Jan 23 | Change Dec 2022 to Jan 23 | Headcount [No.] Jan 2023 |
|--|---------------|---------------|---------------|---------------|---------------|---------------------------|---------------------------|---------------------------|---------------------------|--------------------------|
| Section 38 Hospitals | 26,687 | 28,234 | 29,464 | 30,874 | 30,977 | +1,547 | +1,230 | +1,513 | +103 | 34,705 |
| Medical & Dental | 3,683 | 4,062 | 4,158 | 4,456 | 4,434 | +379 | +97 | +275 | -22 | 5,017 |
| Nurse/ Midwife Manager | 2,223 | 2,344 | 2,498 | 2,654 | 2,690 | +121 | +154 | +192 | +36 | 2,993 |
| Nurse/ Midwife Specialist & AN/MP | 636 | 721 | 776 | 884 | 900 | +85 | +55 | +125 | +16 | 1,007 |
| Staff Nurse/ Staff Midwife | 6,916 | 7,224 | 7,496 | 7,701 | 7,696 | +308 | +272 | +200 | -5 | 8,385 |
| Nursing/ Midwifery Student | 238 | 235 | 200 | 308 | 398 | -3 | -35 | +198 | +91 | 617 |
| Nursing/ Midwifery other | 148 | 139 | 132 | 103 | 104 | -8 | -7 | -28 | +1 | 119 |
| Nursing & Midwifery | 10,161 | 10,663 | 11,102 | 11,650 | 11,788 | +502 | +439 | +686 | +138 | 13,121 |
| Therapy Professions | 1,028 | 1,105 | 1,194 | 1,231 | 1,223 | +77 | +88 | +29 | -8 | 1,368 |
| Health Science/ Diagnostics | 1,848 | 1,907 | 1,970 | 2,037 | 2,031 | +58 | +63 | +61 | -6 | 2,233 |
| Social Care | 1 | 1 | 1 | 1 | 1 | +0 | +0 | +0 | +0 | 2 |
| Social Workers | 257 | 275 | 292 | 300 | 302 | +18 | +17 | +9 | +2 | 336 |
| Psychologists | 92 | 100 | 114 | 115 | 118 | +8 | +13 | +4 | +2 | 144 |
| Pharmacy | 445 | 476 | 491 | 484 | 484 | +31 | +15 | -7 | +0 | 521 |
| H&SC, Other | 98 | 108 | 127 | 130 | 133 | +10 | +19 | +6 | +3 | 155 |
| Health & Social Care Professionals | 3,769 | 3,972 | 4,188 | 4,298 | 4,292 | +203 | +216 | +103 | -7 | 4,759 |
| Management (VIII & above) | 259 | 288 | 334 | 368 | 370 | +28 | +46 | +36 | +1 | 377 |
| Administrative/ Supervisory (V to VII) | 1,451 | 1,596 | 1,689 | 1,841 | 1,851 | +145 | +92 | +163 | +11 | 1,973 |
| Clerical (III & IV) | 2,772 | 2,793 | 2,929 | 3,015 | 3,011 | +21 | +136 | +82 | -4 | 3,493 |
| Management & Administrative | 4,483 | 4,676 | 4,952 | 5,224 | 5,232 | +194 | +275 | +280 | +8 | 5,843 |
| Support | 2,415 | 2,533 | 2,561 | 2,590 | 2,588 | +118 | +27 | +27 | -2 | 2,976 |
| Maintenance/ Technical | 238 | 244 | 242 | 266 | 268 | +6 | -2 | +26 | +2 | 271 |
| General Support | 2,653 | 2,778 | 2,803 | 2,856 | 2,856 | +124 | +25 | +53 | -0 | 3,247 |
| Health Care Assistants | 1,873 | 2,018 | 2,190 | 2,314 | 2,299 | +145 | +172 | +109 | -15 | 2,625 |
| Care, other | 65 | 66 | 71 | 76 | 77 | +0 | +6 | +5 | +0 | 93 |
| Patient & Client Care | 1,938 | 2,083 | 2,261 | 2,390 | 2,376 | +145 | +178 | +114 | -14 | 2,718 |

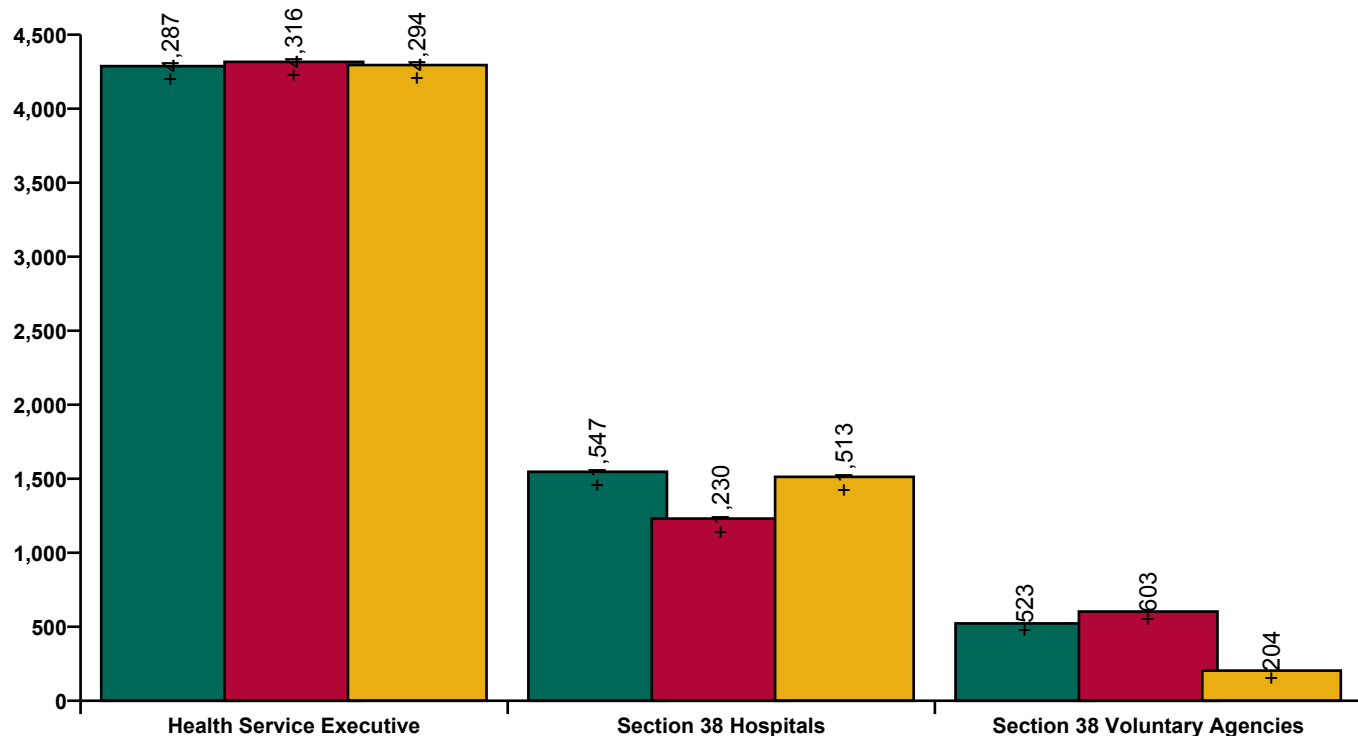
Health Service Personnel Census Report: January 2023

| Employment by Administration & Staff Group: January 2023 | WTE Dec 2019 | WTE Dec 2020 | WTE Dec 2021 | WTE Dec 2022 | WTE Jan 2023 | Change Dec 2019 to Dec 20 | Change Dec 2020 to Dec 21 | Change Dec 2021 to Jan 23 | Change Dec 2022 to Jan 23 | Headcount [No.] Jan 2023 |
|--|---------------|---------------|---------------|---------------|---------------|---------------------------|---------------------------|---------------------------|---------------------------|--------------------------|
| Section 38 Voluntary Agencies | 16,225 | 16,748 | 17,351 | 17,645 | 17,555 | +523 | +603 | +204 | -90 | 21,066 |
| Consultants | 48 | 51 | 49 | 56 | 58 | +3 | -2 | +9 | +2 | 74 |
| Registrars | 43 | 39 | 49 | 42 | 40 | -4 | +10 | -8 | -2 | 49 |
| SHO/ Interns | 36 | 40 | 32 | 36 | 37 | +4 | -8 | +5 | +0 | 49 |
| Medical/ Dental, other | 24 | 24 | 30 | 29 | 24 | +0 | +6 | -6 | -5 | 60 |
| Medical & Dental | 151 | 153 | 159 | 164 | 159 | +2 | +6 | -1 | -5 | 232 |
| Nurse/ Midwife Manager | 776 | 772 | 808 | 832 | 839 | -4 | +36 | +31 | +7 | 909 |
| Nurse/ Midwife Specialist & AN/MP | 84 | 95 | 99 | 106 | 106 | +12 | +3 | +8 | +0 | 125 |
| Staff Nurse/ Staff Midwife | 2,190 | 2,237 | 2,247 | 2,245 | 2,227 | +47 | +10 | -20 | -19 | 2,582 |
| Nursing/ Midwifery Student | 32 | 34 | 24 | 11 | 53 | +2 | -10 | +29 | +42 | 117 |
| Nursing/ Midwifery other | 19 | 22 | 24 | 24 | 22 | +3 | +3 | -2 | -2 | 24 |
| Nursing & Midwifery | 3,101 | 3,160 | 3,202 | 3,217 | 3,247 | +59 | +41 | +45 | +29 | 3,757 |
| Therapy Professions | 559 | 558 | 597 | 607 | 598 | -2 | +40 | +1 | -9 | 689 |
| Health Science/ Diagnostics | 23 | 22 | 21 | 20 | 21 | -1 | -1 | +0 | +1 | 26 |
| Social Care | 2,531 | 2,716 | 2,936 | 2,974 | 2,949 | +185 | +220 | +13 | -25 | 3,488 |
| Social Workers | 206 | 206 | 216 | 226 | 224 | +0 | +10 | +7 | -3 | 257 |
| Psychologists | 145 | 170 | 168 | 170 | 168 | +25 | -2 | -1 | -2 | 189 |

Health Service Personnel Census Report: January 2023

| Employment by Administration & Staff Group: January 2023 | WTE Dec 2019 | WTE Dec 2020 | WTE Dec 2021 | WTE Dec 2022 | WTE Jan 2023 | Change Dec 2019 to Dec 20 | Change Dec 2020 to Dec 21 | Change Dec 2021 to Jan 23 | Change Dec 2022 to Jan 23 | Headcount [No.] Jan 2023 |
|--|---------------|---------------|---------------|---------------|---------------|---------------------------|---------------------------|---------------------------|---------------------------|--------------------------|
| Section 38 Voluntary Agencies | 16,225 | 16,748 | 17,351 | 17,645 | 17,555 | +523 | +603 | +204 | -90 | 21,066 |
| Pharmacy | 23 | 23 | 26 | 24 | 22 | -0 | +3 | -4 | -2 | 28 |
| H&SC, Other | 65 | 55 | 51 | 53 | 50 | -10 | -4 | -1 | -3 | 67 |
| Health & Social Care Professionals | 3,552 | 3,749 | 4,015 | 4,074 | 4,032 | +197 | +266 | +17 | -42 | 4,744 |
| Management (VIII & above) | 147 | 161 | 169 | 182 | 178 | +13 | +9 | +9 | -3 | 185 |
| Administrative/ Supervisory (V to VII) | 412 | 429 | 446 | 516 | 532 | +17 | +17 | +86 | +16 | 571 |
| Clerical (III & IV) | 618 | 628 | 649 | 657 | 661 | +11 | +21 | +12 | +4 | 812 |
| Management & Administrative | 1,177 | 1,218 | 1,264 | 1,355 | 1,371 | +41 | +46 | +107 | +16 | 1,568 |
| Support | 881 | 816 | 797 | 799 | 790 | -65 | -19 | -6 | -8 | 1,086 |
| Maintenance/ Technical | 128 | 134 | 134 | 131 | 136 | +6 | -0 | +2 | +5 | 151 |
| General Support | 1,009 | 950 | 931 | 930 | 926 | -59 | -19 | -5 | -3 | 1,237 |
| Health Care Assistants | 5,640 | 5,885 | 6,110 | 6,234 | 6,173 | +245 | +225 | +63 | -61 | 7,493 |
| Care, other | 1,595 | 1,632 | 1,670 | 1,671 | 1,647 | +37 | +38 | -23 | -24 | 2,035 |
| Patient & Client Care | 7,235 | 7,517 | 7,780 | 7,905 | 7,820 | +282 | +262 | +40 | -85 | 9,528 |

WTE change 2020, 2021, 2022



**Employment by Hospital,
Hospital Group, Community
Services etc. Jan 2023**

| January 2023 | WTE Dec 2019 | WTE Dec 2020 | WTE Dec 2021 | WTE Dec 2022 | WTE Jan 2023 | Change Dec 2019 to Dec 20 | Change Dec 2020 to Dec 21 | Change Dec 2021 to Jan 23 | Change Dec 2022 to Jan 23 | Headcount [No.] Jan 2023 |
|-----------------------------------|----------------|----------------|----------------|----------------|----------------|---------------------------|---------------------------|---------------------------|---------------------------|--------------------------|
| Overall | 119,817 | 126,174 | 132,323 | 137,745 | 138,334 | +6,357 | +6,149 | +6,010 | +588 | 157,654 |
| NAS | 1,933 | 1,990 | 2,060 | 2,067 | 2,125 | +57 | +70 | +65 | +58 | 2,230 |
| CHI at Connolly | 136 | 136 | 147 | 146 | 146 | +1 | +11 | -2 | -0 | 171 |
| CHI at Crumlin | 1,967 | 2,062 | 2,131 | 2,232 | 2,206 | +95 | +69 | +75 | -26 | 2,562 |
| CHI at Tallaght | 255 | 259 | 264 | 305 | 305 | +3 | +5 | +41 | +0 | 362 |
| CHI at Temple Street | 1,184 | 1,259 | 1,302 | 1,274 | 1,269 | +74 | +43 | -33 | -5 | 1,505 |
| CHI Programme | 57 | 44 | 95 | 111 | 107 | -13 | +50 | +12 | -4 | 112 |
| CHI Corporate | 3 | 2 | 35 | 40 | 41 | -1 | +33 | +6 | +1 | 41 |
| CHI | 3,602 | 3,762 | 3,974 | 4,108 | 4,074 | +160 | +212 | +100 | -34 | 4,753 |
| Coombe Women & Infants University | 890 | 925 | 952 | 939 | 955 | +35 | +27 | +3 | +16 | 1,074 |
| MRH Portlaoise | 750 | 780 | 802 | 847 | 847 | +30 | +22 | +45 | -0 | 933 |
| MRH Tullamore | 1,101 | 1,146 | 1,148 | 1,247 | 1,252 | +45 | +2 | +103 | +5 | 1,376 |
| Naas General | 759 | 777 | 796 | 931 | 941 | +18 | +19 | +145 | +10 | 1,060 |
| St. James's | 4,058 | 4,266 | 4,456 | 4,576 | 4,604 | +208 | +190 | +149 | +28 | 5,154 |
| St. Luke's Rathgar | 544 | 542 | 541 | 547 | 555 | -2 | -2 | +15 | +8 | 590 |
| Tallaght University | 2,683 | 2,812 | 2,949 | 3,181 | 3,227 | +128 | +137 | +278 | +46 | 3,673 |
| Hospital Group HQ | 33 | 40 | 63 | 59 | 60 | +6 | +24 | -4 | +1 | 62 |
| DMHG | 10,819 | 11,288 | 11,707 | 12,326 | 12,441 | +469 | +419 | +733 | +114 | 13,922 |
| Cappagh National Orthopaedic | 426 | 441 | 452 | 500 | 514 | +15 | +11 | +63 | +14 | 570 |
| Mater Misericordiae University | 3,159 | 3,429 | 3,638 | 3,828 | 3,862 | +270 | +209 | +224 | +34 | 4,234 |
| MRH Mullingar | 914 | 1,004 | 1,060 | 1,098 | 1,103 | +90 | +56 | +43 | +5 | 1,210 |
| National Maternity | 880 | 916 | 930 | 955 | 969 | +36 | +14 | +39 | +14 | 1,081 |
| National Rehabilitation | 457 | 555 | 608 | 632 | 639 | +97 | +53 | +31 | +7 | 718 |
| Our Lady's Navan | 516 | 590 | 600 | 639 | 633 | +75 | +10 | +33 | -6 | 719 |
| Royal Victoria Eye & Ear | 291 | 313 | 332 | 357 | 353 | +22 | +18 | +21 | -4 | 405 |
| St. Columcille's | 452 | 457 | 469 | 469 | 482 | +5 | +12 | +12 | +12 | 541 |
| St Luke's General Kilkenny | 1,119 | 1,185 | 1,211 | 1,290 | 1,300 | +66 | +26 | +89 | +9 | 1,474 |
| St. Michael's | 397 | 404 | 407 | 402 | 417 | +7 | +3 | +10 | +15 | 482 |
| St. Vincent's University | 2,838 | 3,087 | 3,234 | 3,452 | 3,322 | +249 | +147 | +88 | -130 | 3,561 |
| Wexford General | 1,024 | 1,055 | 1,107 | 1,166 | 1,172 | +31 | +52 | +64 | +6 | 1,306 |
| IEHG Bank | | 8 | 9 | 23 | 20 | +8 | +1 | +11 | -3 | 32 |
| Hospital Group HQ | 30 | 34 | 72 | 78 | 73 | +4 | +39 | +1 | -5 | 85 |
| IEHG | 12,502 | 13,478 | 14,129 | 14,889 | 14,857 | +976 | +651 | +728 | -32 | 16,418 |
| Beaumont | 3,846 | 4,029 | 4,144 | 4,346 | 4,403 | +183 | +115 | +260 | +58 | 4,778 |
| Cavan General | 1,034 | 1,059 | 1,184 | 1,293 | 1,282 | +25 | +125 | +98 | -12 | 1,457 |
| Connolly | 1,334 | 1,462 | 1,506 | 1,586 | 1,596 | +128 | +44 | +91 | +10 | 1,764 |
| Louth County | 277 | 289 | 293 | 309 | 306 | +12 | +4 | +13 | -4 | 343 |
| Monaghan | 101 | 102 | 144 | 157 | 156 | +1 | +42 | +12 | -2 | 182 |
| Our Lady of Lourdes | 2,149 | 2,287 | 2,357 | 2,523 | 2,524 | +138 | +70 | +167 | +1 | 2,793 |
| Rotunda | 892 | 929 | 919 | 988 | 992 | +37 | -10 | +73 | +4 | 1,201 |
| Hospital Group HQ | 30 | 41 | 60 | 65 | 67 | +11 | +19 | +7 | +2 | 70 |
| RCSI | 9,663 | 10,197 | 10,606 | 11,267 | 11,326 | +534 | +409 | +720 | +59 | 12,588 |
| Galway University | 3,607 | 3,787 | 3,926 | 4,280 | 4,229 | +181 | +138 | +303 | -51 | 4,761 |
| Letterkenny University | 1,607 | 1,769 | 1,943 | 2,089 | 2,096 | +161 | +175 | +152 | +7 | 2,421 |
| Mayo University | 1,150 | 1,204 | 1,317 | 1,435 | 1,433 | +54 | +113 | +116 | -2 | 1,611 |
| Portiuncula University | 790 | 843 | 907 | 982 | 979 | +53 | +64 | +72 | -2 | 1,086 |
| Roscommon University | 333 | 367 | 387 | 438 | 430 | +33 | +20 | +43 | -9 | 480 |
| Sligo University | 1,688 | 1,766 | 1,924 | 1,993 | 2,013 | +78 | +158 | +89 | +20 | 2,312 |
| Hospital Group HQ | 79 | 93 | 162 | 110 | 107 | +15 | +69 | -56 | -4 | 113 |
| Saolta | 9,253 | 9,829 | 10,566 | 11,327 | 11,286 | +576 | +737 | +720 | -41 | 12,784 |
| Bantry General | 266 | 277 | 294 | 333 | 330 | +11 | +17 | +36 | -3 | 376 |
| Cork University | 4,014 | 4,316 | 4,553 | 4,782 | 4,808 | +302 | +237 | +256 | +26 | 5,476 |

**Employment by Hospital,
Hospital Group, Community
Services etc. Jan 2023**

| January 2023 | WTE Dec 2019 | WTE Dec 2020 | WTE Dec 2021 | WTE Dec 2022 | WTE Jan 2023 | Change Dec 2019 to Dec 20 | Change Dec 2020 to Dec 21 | Change Dec 2021 to Jan 23 | Change Dec 2022 to Jan 23 | Headcount [No.] Jan 2023 |
|--|--------------------|--------------------|-----------------|--------------------|--------------------|------------------------------------|---------------------------------|---------------------------------|---------------------------------|-----------------------------|
| Overall | 119,817 | 126,174 | 132,323 | 137,745 | 138,334 | +6,357 | +6,149 | +6,010 | +588 | 157,654 |
| Lourdes Orthopaedic Kilcreene | 70 | 70 | 72 | 71 | 74 | -0 | +2 | +2 | +3 | 85 |
| Mallow General | 252 | 246 | 263 | 273 | 264 | -6 | +17 | +1 | -10 | 305 |
| Mercy University | 1,173 | 1,243 | 1,311 | 1,435 | 1,453 | +70 | +68 | +142 | +18 | 1,632 |
| South Infirmary Victoria University | 787 | 804 | 842 | 844 | 856 | +18 | +38 | +14 | +12 | 1,017 |
| South Tipperary General | 868 | 968 | 1,022 | 1,062 | 1,072 | +101 | +54 | +50 | +10 | 1,209 |
| UH Kerry | 1,114 | 1,215 | 1,314 | 1,415 | 1,437 | +101 | +100 | +123 | +22 | 1,642 |
| UH Waterford | 1,949 | 2,103 | 2,183 | 2,437 | 2,483 | +154 | +80 | +300 | +46 | 2,746 |
| Hospital Group HQ | 35 | 45 | 79 | 69 | 73 | +11 | +34 | -7 | +4 | 80 |
| SSWHG | 10,527 | 11,288 | 11,934 | 12,723 | 12,851 | +761 | +646 | +917 | +128 | 14,568 |
| Croom Orthopaedic | 156 | 173 | 264 | 303 | 313 | +17 | +90 | +50 | +10 | 344 |
| Ennis | 235 | 228 | 242 | 257 | 261 | -7 | +14 | +19 | +4 | 295 |
| Nenagh | 250 | 259 | 266 | 294 | 294 | +9 | +7 | +28 | -0 | 328 |
| St. John's Limerick | 311 | 321 | 318 | 332 | 337 | +9 | -3 | +19 | +5 | 372 |
| UH Limerick | 2,814 | 3,122 | 3,560 | 3,641 | 3,698 | +309 | +438 | +138 | +57 | 4,048 |
| UMH Limerick | 375 | 393 | 383 | 384 | 390 | +18 | -10 | +7 | +7 | 449 |
| Hospital Group HQ | 6 | 10 | 10 | 12 | 13 | +4 | 0 | +3 | +1 | 13 |
| ULHG | 4,146 | 4,506 | 5,043 | 5,222 | 5,306 | +360 | +537 | +263 | +84 | 5,849 |
| other Acute | 91 | 101 | 111 | 127 | 135 | +10 | +10 | +24 | +8 | 142 |
| Acute Services | 62,537 | 66,439 | 70,129 | 74,055 | 74,400 | +3,902 | +3,690 | +4,271 | +345 | 83,254 |
| Community Services | 52,089 | 54,377 | 56,370 | 57,523 | 57,674 | +2,288 | +1,993 | +1,304 | +152 | 67,714 |
| National Services & Central Functions | 5,191 | 5,358 | 5,824 | 6,168 | 6,259 | +167 | +465 | +436 | +92 | 6,686 |

| Staff Category /Staff Group | WTE Dec 2019 | WTE Dec 2020 | WTE Dec 2021 | WTE Dec 2022 | WTE Jan 2023 | Change Dec 2019 to Dec 20 | Change Dec 2020 to Dec 21 | Change Dec 2021 to Jan 23 | Change Dec 2022 to Jan 23 | Headcount [No.] Jan 2023 |
|---|--------------|--------------|--------------|--------------|--------------|---------------------------|---------------------------|---------------------------|---------------------------|--------------------------|
| Ambulance Services | 1,933 | 1,990 | 2,060 | 2,067 | 2,125 | +57 | +70 | +65 | +58 | 2,230 |
| Consultants | 1 | 1 | 1 | 1 | 1 | | | | | 1 |
| Registrars | | | 1 | | | | +1 | -1 | | |
| SHO/ Interns | | | 1 | | | | +1 | -1 | | |
| Medical & Dental | 1 | 1 | 3 | 1 | 1 | | +2 | -2 | | 1 |
| Nurse/ Midwife Manager | 1 | 1 | 2 | 3 | 3 | | +1 | +1 | +0 | 3 |
| Staff Nurse/ Staff Midwife | 1 | 1 | | | 1 | | -1 | +1 | +1 | 1 |
| Nursing & Midwifery | 2 | 2 | 2 | 3 | 4 | | -0 | +2 | +1 | 4 |
| Therapy Professions | 1 | 1 | | | | | -1 | | | |
| Health & Social Care Professionals | 1 | 1 | | | | | -1 | | | |
| Management (VIII & above) | 12 | 14 | 12 | 21 | 25 | +2 | -2 | +13 | +4 | 28 |
| Administrative/ Supervisory (V to VII) | 29 | 33 | 49 | 50 | 53 | +4 | +16 | +5 | +3 | 54 |
| Clerical (III & IV) | 41 | 42 | 43 | 45 | 46 | +0 | +1 | +3 | +1 | 50 |
| Management & Administrative | 82 | 89 | 104 | 116 | 124 | +7 | +15 | +21 | +8 | 132 |
| Support | 4 | 4 | 2 | 3 | 3 | +0 | -1 | +1 | +0 | 4 |
| Maintenance/ Technical | 2 | 2 | 1 | 1 | 1 | | -1 | | | 1 |
| General Support | 6 | 6 | 3 | 4 | 4 | +0 | -2 | +1 | +0 | 5 |
| Health Care Assistants | 2 | 2 | 1 | 1 | 1 | | -1 | +0 | +0 | 1 |
| Ambulance Staff | 1,825 | 1,876 | 1,935 | 1,931 | 1,980 | +51 | +59 | +45 | +49 | 2,076 |
| Care, other | 15 | 14 | 13 | 11 | 11 | -1 | -1 | -2 | -0 | 11 |
| Patient & Client Care | 1,841 | 1,892 | 1,948 | 1,942 | 1,991 | +50 | +57 | +43 | +49 | 2,088 |

| Staff Category /Staff Group | WTE Dec 2019 | WTE Dec 2020 | WTE Dec 2021 | WTE Dec 2022 | WTE Jan 2023 | Change Dec 2019 to Dec 20 | Change Dec 2020 to Dec 21 | Change Dec 2021 to Jan 23 | Change Dec 2022 to Jan 23 | Headcount [No.] Jan 2023 |
|---|--------------|--------------|--------------|--------------|--------------|---------------------------|---------------------------|---------------------------|---------------------------|--------------------------|
| Bantry General | 266 | 277 | 294 | 333 | 330 | +11 | +17 | +36 | -3 | 376 |
| Consultants | 4 | 4 | 5 | 7 | 6 | | +1 | +1 | -0 | 8 |
| Registrars | 6 | 5 | 5 | 9 | 8 | -1 | | +3 | -1 | 9 |
| SHO/ Interns | 13 | 14 | 13 | 14 | 12 | +1 | -1 | -1 | -2 | 12 |
| Medical/ Dental, other | 0 | 1 | 1 | 1 | 1 | +0 | | +0 | | 3 |
| Medical & Dental | 24 | 24 | 24 | 30 | 27 | -0 | +1 | +3 | -3 | 32 |
| Nurse/ Midwife Manager | 28 | 28 | 30 | 37 | 36 | +1 | +2 | +6 | -1 | 39 |
| Nurse/ Midwife Specialist & AN/MP | 2 | 4 | 5 | 5 | 6 | +2 | +1 | +1 | +1 | 6 |
| Staff Nurse/ Staff Midwife | 83 | 83 | 87 | 97 | 96 | +0 | +4 | +9 | -1 | 109 |
| Nursing/ Midwifery Student | | 1 | | 1 | 1 | +1 | -1 | +1 | +0 | 1 |
| Nursing & Midwifery | 112 | 116 | 122 | 140 | 139 | +4 | +6 | +17 | -1 | 155 |
| Therapy Professions | 8 | 10 | 10 | 12 | 12 | +2 | +0 | +2 | -0 | 13 |
| Health Science/ Diagnostics | 17 | 16 | 20 | 21 | 20 | -1 | +4 | -1 | -1 | 24 |
| Pharmacy | 2 | 2 | 3 | 3 | 3 | | +1 | +0 | +0 | 3 |
| Health & Social Care Professionals | 28 | 28 | 33 | 36 | 35 | +0 | +5 | +2 | -1 | 40 |
| Management (VIII & above) | | | 1 | 1 | 1 | | +1 | | | 1 |
| Administrative/ Supervisory (V to VII) | 4 | 5 | 4 | 4 | 4 | +2 | -1 | +0 | +0 | 5 |
| Clerical (III & IV) | 21 | 22 | 22 | 29 | 30 | +1 | +0 | +8 | +1 | 35 |
| Management & Administrative | 25 | 27 | 27 | 35 | 36 | +2 | +0 | +8 | +1 | 41 |
| Support | 20 | 18 | 19 | 20 | 20 | -3 | +1 | +2 | +0 | 22 |
| Maintenance/ Technical | 1 | 1 | 1 | 1 | 1 | | | | +0 | 1 |
| General Support | 21 | 19 | 20 | 21 | 21 | -3 | +1 | +2 | +0 | 23 |
| Health Care Assistants | 56 | 63 | 67 | 71 | 71 | +7 | +4 | +4 | +1 | 82 |
| Care, other | 1 | 1 | 1 | 1 | 1 | | | | | 3 |
| Patient & Client Care | 56 | 63 | 68 | 71 | 72 | +7 | +4 | +4 | +1 | 85 |

| Staff Category /Staff Group | WTE Dec 2019 | WTE Dec 2020 | WTE Dec 2021 | WTE Dec 2022 | WTE Jan 2023 | Change Dec 2019 to Dec 20 | Change Dec 2020 to Dec 21 | Change Dec 2021 to Jan 23 | Change Dec 2022 to Jan 23 | Headcount [No.] Jan 2023 |
|---|--------------|--------------|--------------|--------------|--------------|---------------------------|---------------------------|---------------------------|---------------------------|--------------------------|
| Beaumont | 3,846 | 4,029 | 4,144 | 4,346 | 4,403 | +183 | +115 | +260 | +58 | 4,778 |
| Consultants | 199 | 211 | 235 | 248 | 246 | +12 | +24 | +11 | -1 | 264 |
| Registrars | 198 | 210 | 215 | 228 | 229 | +12 | +5 | +14 | +1 | 232 |
| SHO/ Interns | 179 | 212 | 206 | 201 | 214 | +33 | -6 | +8 | +13 | 214 |
| Medical/ Dental, other | 5 | 5 | 3 | 3 | 2 | +0 | -2 | -1 | -1 | 3 |
| Medical & Dental | 581 | 638 | 659 | 679 | 691 | +58 | +21 | +32 | +12 | 713 |
| Nurse/ Midwife Manager | 296 | 306 | 330 | 352 | 386 | +10 | +23 | +56 | +34 | 441 |
| Nurse/ Midwife Specialist & AN/MP | 70 | 79 | 85 | 96 | 97 | +9 | +6 | +12 | +1 | 105 |
| Staff Nurse/ Staff Midwife | 908 | 1,018 | 1,014 | 1,103 | 1,128 | +110 | -4 | +114 | +25 | 1,186 |
| Nursing/ Midwifery Student | 59 | 5 | 7 | 3 | 7 | -54 | +2 | -1 | +4 | 9 |
| Nursing/ Midwifery other | 25 | 23 | 19 | 11 | 11 | -2 | -4 | -8 | | 12 |
| Nursing & Midwifery | 1,358 | 1,431 | 1,454 | 1,565 | 1,628 | +73 | +23 | +174 | +63 | 1,753 |
| Therapy Professions | 151 | 162 | 165 | 166 | 164 | +11 | +3 | -1 | -2 | 177 |
| Health Science/ Diagnostics | 277 | 283 | 264 | 289 | 286 | +6 | -19 | +23 | -3 | 314 |
| Social Workers | 33 | 32 | 34 | 37 | 35 | -1 | +2 | +1 | -2 | 38 |
| Psychologists | 11 | 10 | 12 | 13 | 13 | -1 | +2 | +1 | | 14 |
| Pharmacy | 46 | 47 | 49 | 45 | 45 | +1 | +2 | -4 | -0 | 47 |
| H&SC, Other | 10 | 9 | 20 | 14 | 13 | -1 | +11 | -7 | -1 | 17 |
| Health & Social Care Professionals | 529 | 543 | 544 | 564 | 556 | +14 | +1 | +12 | -8 | 607 |
| Management (VIII & above) | 29 | 37 | 35 | 38 | 36 | +8 | -2 | +1 | -2 | 38 |
| Administrative/ Supervisory (V to VII) | 180 | 204 | 222 | 238 | 237 | +24 | +18 | +15 | -1 | 253 |
| Clerical (III & IV) | 389 | 381 | 402 | 399 | 400 | -8 | +20 | -2 | +0 | 465 |
| Management & Administrative | 598 | 622 | 659 | 675 | 672 | +24 | +37 | +14 | -3 | 756 |
| Support | 430 | 444 | 432 | 430 | 430 | +14 | -12 | -2 | -0 | 484 |
| Maintenance/ Technical | 37 | 36 | 37 | 57 | 57 | -1 | +1 | +20 | | 58 |
| General Support | 467 | 480 | 468 | 487 | 487 | +13 | -11 | +18 | -0 | 542 |
| Health Care Assistants | 304 | 308 | 351 | 366 | 360 | +4 | +43 | +9 | -6 | 397 |
| Care, other | 9 | 8 | 9 | 9 | 9 | -2 | +1 | | | 10 |
| Patient & Client Care | 313 | 315 | 360 | 375 | 369 | +2 | +44 | +9 | -6 | 407 |

| Staff Category /Staff Group | WTE Dec 2019 | WTE Dec 2020 | WTE Dec 2021 | WTE Dec 2022 | WTE Jan 2023 | Change Dec 2019 to Dec 20 | Change Dec 2020 to Dec 21 | Change Dec 2021 to Jan 23 | Change Dec 2022 to Jan 23 | Headcount [No.] Jan 2023 |
|---|--------------|--------------|--------------|--------------|--------------|---------------------------|---------------------------|---------------------------|---------------------------|--------------------------|
| Cappagh National Orthopaedic | 426 | 441 | 452 | 500 | 514 | +15 | +11 | +63 | +14 | 570 |
| Consultants | 16 | 16 | 18 | 20 | 20 | -1 | +2 | +2 | | 20 |
| Registrars | 18 | 18 | 18 | 23 | 23 | -1 | | +5 | | 25 |
| SHO/ Interns | 12 | 12 | 10 | 18 | 18 | | -2 | +8 | | 18 |
| Medical & Dental | 46 | 45 | 45 | 60 | 60 | -1 | | +15 | | 63 |
| Nurse/ Midwife Manager | 41 | 41 | 42 | 43 | 55 | | +1 | +13 | +12 | 60 |
| Nurse/ Midwife Specialist & AN/MP | 9 | 9 | 10 | 11 | 7 | | +2 | -3 | -4 | 9 |
| Staff Nurse/ Staff Midwife | 103 | 111 | 111 | 108 | 115 | +8 | | +4 | +6 | 129 |
| Nursing/ Midwifery other | 2 | 2 | 2 | 1 | 1 | | | -1 | | 1 |
| Nursing & Midwifery | 155 | 163 | 166 | 164 | 178 | +8 | +3 | +12 | +14 | 199 |
| Therapy Professions | 33 | 33 | 34 | 40 | 40 | | +1 | +6 | | 43 |
| Health Science/ Diagnostics | 25 | 26 | 30 | 39 | 39 | +1 | +4 | +9 | | 40 |
| Social Workers | 7 | 7 | 7 | 8 | 8 | | | +1 | | 8 |
| Psychologists | 1 | 1 | 1 | 1 | 1 | | | | | 1 |
| Pharmacy | 5 | 5 | 6 | 6 | 6 | | +1 | -0 | | 6 |
| Health & Social Care Professionals | 71 | 72 | 78 | 93 | 93 | +1 | +6 | +16 | +0 | 98 |
| Management (VIII & above) | 4 | 4 | 4 | 6 | 6 | | | +2 | | 6 |
| Administrative/ Supervisory (V to VII) | 22 | 25 | 26 | 30 | 30 | +3 | +1 | +4 | | 33 |
| Clerical (III & IV) | 40 | 43 | 44 | 54 | 54 | +3 | +1 | +10 | | 62 |
| Management & Administrative | 66 | 72 | 74 | 89 | 89 | +6 | +2 | +16 | | 101 |
| Support | 62 | 62 | 62 | 59 | 59 | +0 | | -3 | | 73 |
| Maintenance/ Technical | 1 | 1 | 1 | 5 | 5 | | | +4 | | 5 |
| General Support | 63 | 63 | 63 | 64 | 64 | +0 | | +1 | | 78 |
| Health Care Assistants | 26 | 26 | 26 | 29 | 29 | | | +3 | | 31 |
| Patient & Client Care | 26 | 26 | 26 | 29 | 29 | | | +3 | | 31 |

| Staff Category /Staff Group | WTE Dec 2019 | WTE Dec 2020 | WTE Dec 2021 | WTE Dec 2022 | WTE Jan 2023 | Change Dec 2019 to Dec 20 | Change Dec 2020 to Dec 21 | Change Dec 2021 to Jan 23 | Change Dec 2022 to Jan 23 | Headcount [No.] Jan 2023 |
|---|--------------|--------------|--------------|--------------|--------------|---------------------------|---------------------------|---------------------------|---------------------------|--------------------------|
| Cavan General | 1,034 | 1,059 | 1,184 | 1,293 | 1,282 | +25 | +125 | +98 | -12 | 1,457 |
| Consultants | 31 | 33 | 34 | 40 | 40 | +2 | +1 | +6 | -1 | 41 |
| Registrars | 51 | 53 | 58 | 60 | 56 | +2 | +5 | -2 | -4 | 63 |
| SHO/ Interns | 57 | 55 | 62 | 69 | 69 | -2 | +7 | +6 | -1 | 75 |
| Medical & Dental | 139 | 141 | 154 | 170 | 165 | +1 | +13 | +10 | -5 | 179 |
| Nurse/ Midwife Manager | 91 | 93 | 117 | 128 | 125 | +2 | +23 | +9 | -3 | 142 |
| Nurse/ Midwife Specialist & AN/MP | 21 | 26 | 29 | 35 | 35 | +5 | +4 | +5 | -0 | 40 |
| Staff Nurse/ Staff Midwife | 284 | 288 | 322 | 363 | 360 | +4 | +34 | +38 | -4 | 427 |
| Nursing/ Midwifery Student | | | 3 | 1 | | | +3 | -3 | -1 | |
| Nursing/ Midwifery other | 2 | 1 | 0 | 1 | 1 | -1 | -0 | +0 | -0 | 1 |
| Nursing & Midwifery | 398 | 408 | 471 | 527 | 520 | +10 | +63 | +49 | -7 | 610 |
| Therapy Professions | 31 | 30 | 39 | 41 | 40 | -2 | +9 | +1 | -1 | 46 |
| Health Science/ Diagnostics | 66 | 68 | 73 | 80 | 81 | +1 | +5 | +8 | +1 | 92 |
| Social Workers | 1 | 1 | 2 | 3 | 3 | -0 | +1 | +1 | +1 | 4 |
| Pharmacy | 17 | 24 | 28 | 28 | 28 | +7 | +4 | +0 | +1 | 32 |
| H&SC, Other | 2 | 1 | 2 | 2 | 4 | -2 | +2 | +2 | +2 | 4 |
| Health & Social Care Professionals | 118 | 123 | 144 | 153 | 156 | +5 | +21 | +12 | +3 | 178 |
| Management (VIII & above) | 6 | 8 | 8 | 8 | 9 | +2 | -0 | +1 | +1 | 9 |
| Administrative/ Supervisory (V to VII) | 16 | 22 | 33 | 45 | 46 | +5 | +12 | +12 | +0 | 48 |
| Clerical (III & IV) | 128 | 130 | 126 | 126 | 123 | +1 | -4 | -2 | -2 | 140 |
| Management & Administrative | 151 | 159 | 167 | 179 | 178 | +9 | +7 | +11 | -1 | 197 |
| Support | 65 | 66 | 68 | 67 | 66 | +1 | +3 | -2 | -1 | 71 |
| Maintenance/ Technical | 13 | 13 | 10 | 13 | 13 | -0 | -2 | +3 | +0 | 14 |
| General Support | 78 | 79 | 79 | 80 | 79 | +1 | +0 | +0 | -0 | 85 |
| Health Care Assistants | 146 | 145 | 166 | 182 | 181 | -0 | +21 | +15 | -1 | 205 |
| Care, other | 4 | 4 | 3 | 3 | 3 | -0 | -1 | +0 | +0 | 3 |
| Patient & Client Care | 150 | 149 | 169 | 185 | 184 | -1 | +20 | +15 | -1 | 208 |

| Staff Category /Staff Group | WTE Dec 2019 | WTE Dec 2020 | WTE Dec 2021 | WTE Dec 2022 | WTE Jan 2023 | Change Dec 2019 to Dec 20 | Change Dec 2020 to Dec 21 | Change Dec 2021 to Jan 23 | Change Dec 2022 to Jan 23 | Headcount [No.] Jan 2023 |
|---|--------------|--------------|--------------|--------------|--------------|---------------------------|---------------------------|---------------------------|---------------------------|--------------------------|
| CHI at Connolly | 136 | 136 | 147 | 146 | 146 | +1 | +11 | -2 | -0 | 171 |
| Consultants | 10 | 11 | 10 | 9 | 9 | +1 | -0 | -1 | -0 | 11 |
| Registrars | 11 | 7 | 11 | 6 | 5 | -4 | +4 | -6 | -1 | 7 |
| SHO/ Interns | 4 | 3 | 3 | 4 | 3 | -1 | | +0 | -1 | 4 |
| Medical & Dental | 24 | 21 | 24 | 19 | 17 | -4 | +3 | -7 | -2 | 22 |
| Nurse/ Midwife Manager | 17 | 17 | 19 | 19 | 21 | -0 | +2 | +2 | +1 | 24 |
| Nurse/ Midwife Specialist & AN/MP | 2 | 4 | 7 | 8 | 8 | +1 | +3 | +1 | +0 | 8 |
| Staff Nurse/ Staff Midwife | 17 | 20 | 20 | 23 | 24 | +2 | +0 | +4 | +0 | 31 |
| Nursing & Midwifery | 37 | 40 | 45 | 51 | 52 | +3 | +5 | +7 | +2 | 63 |
| Therapy Professions | 5 | 6 | 6 | 6 | 6 | +1 | | +1 | +0 | 6 |
| Health Science/ Diagnostics | 11 | 10 | 10 | 9 | 10 | -1 | -0 | +0 | +1 | 10 |
| Social Workers | 7 | 6 | 8 | 10 | 11 | -1 | +2 | +3 | +0 | 13 |
| Psychologists | 4 | 7 | 8 | 6 | 7 | +3 | +1 | -1 | +0 | 10 |
| Pharmacy | 2 | 2 | 3 | 1 | 1 | | +1 | -2 | +0 | 1 |
| H&SC, Other | 2 | 3 | 2 | 2 | 2 | +0 | -1 | +1 | +0 | 3 |
| Health & Social Care Professionals | 31 | 33 | 36 | 35 | 37 | +2 | +3 | +1 | +2 | 43 |
| Management (VIII & above) | | | 0 | | | | +0 | -0 | | |
| Administrative/ Supervisory (V to VII) | 4 | 5 | 2 | 5 | 5 | +1 | -3 | +2 | -0 | 5 |
| Clerical (III & IV) | 26 | 24 | 26 | 23 | 21 | -2 | +2 | -4 | -2 | 24 |
| Management & Administrative | 30 | 29 | 28 | 28 | 26 | -1 | -1 | -2 | -2 | 29 |
| Support | 3 | 3 | 3 | 3 | 3 | | | | +0 | 3 |
| General Support | 3 | 3 | 3 | 3 | 3 | | | | +0 | 3 |
| Health Care Assistants | 10 | 10 | 10 | 11 | 10 | -0 | -1 | +1 | -0 | 11 |
| Care, other | | 1 | 1 | | | +1 | | -1 | | |
| Patient & Client Care | 10 | 11 | 11 | 11 | 10 | +1 | -1 | -0 | -0 | 11 |

| Staff Category /Staff Group | WTE Dec 2019 | WTE Dec 2020 | WTE Dec 2021 | WTE Dec 2022 | WTE Jan 2023 | Change Dec 2019 to Dec 20 | Change Dec 2020 to Dec 21 | Change Dec 2021 to Jan 23 | Change Dec 2022 to Jan 23 | Headcount [No.] Jan 2023 |
|---|--------------|--------------|--------------|--------------|--------------|---------------------------|---------------------------|---------------------------|---------------------------|--------------------------|
| CHI at Crumlin | 1,967 | 2,062 | 2,131 | 2,232 | 2,206 | +95 | +69 | +75 | -26 | 2,562 |
| Consultants | 112 | 116 | 124 | 135 | 135 | +4 | +8 | +11 | +1 | 141 |
| Registrars | 105 | 113 | 116 | 115 | 105 | +9 | +3 | -12 | -10 | 159 |
| SHO/ Interns | 38 | 38 | 43 | 48 | 44 | -0 | +5 | +2 | -4 | 69 |
| Medical/ Dental, other | 1 | 1 | 1 | 1 | 1 | | | +0 | | 1 |
| Medical & Dental | 255 | 268 | 284 | 298 | 285 | +12 | +16 | +2 | -13 | 370 |
| Nurse/ Midwife Manager | 159 | 155 | 173 | 181 | 187 | -4 | +18 | +14 | +6 | 212 |
| Nurse/ Midwife Specialist & AN/MP | 103 | 114 | 121 | 135 | 134 | +11 | +7 | +13 | -1 | 157 |
| Staff Nurse/ Staff Midwife | 477 | 518 | 553 | 543 | 534 | +41 | +35 | -18 | -8 | 595 |
| Nursing/ Midwifery Student | 37 | 9 | 22 | 40 | 32 | -28 | +13 | +10 | -8 | 48 |
| Nursing/ Midwifery other | 7 | 5 | 4 | 7 | 7 | -2 | -0 | +3 | +0 | 8 |
| Nursing & Midwifery | 783 | 800 | 873 | 906 | 894 | +18 | +72 | +21 | -12 | 1,020 |
| Therapy Professions | 66 | 70 | 79 | 74 | 70 | +4 | +9 | -9 | -3 | 84 |
| Health Science/ Diagnostics | 171 | 174 | 184 | 188 | 190 | +3 | +11 | +6 | +2 | 203 |
| Social Workers | 28 | 28 | 30 | 29 | 31 | +1 | +1 | +1 | +1 | 36 |
| Psychologists | 18 | 19 | 20 | 19 | 19 | +1 | +1 | -0 | +1 | 26 |
| Pharmacy | 34 | 39 | 45 | 44 | 43 | +5 | +6 | -2 | -0 | 49 |
| H&SC, Other | 16 | 15 | 16 | 21 | 21 | -1 | +1 | +5 | +0 | 27 |
| Health & Social Care Professionals | 333 | 345 | 374 | 374 | 375 | +12 | +29 | +1 | +1 | 425 |
| Management (VIII & above) | 17 | 26 | 14 | 18 | 17 | +9 | -12 | +3 | -1 | 17 |
| Administrative/ Supervisory (V to VII) | 121 | 144 | 141 | 168 | 164 | +23 | -3 | +22 | -5 | 178 |
| Clerical (III & IV) | 206 | 202 | 188 | 200 | 203 | -4 | -14 | +15 | +3 | 243 |
| Management & Administrative | 344 | 372 | 343 | 386 | 383 | +28 | -29 | +40 | -3 | 438 |
| Support | 139 | 147 | 142 | 148 | 150 | +8 | -5 | +8 | +2 | 171 |
| Maintenance/ Technical | 10 | 10 | 10 | 10 | 10 | | | -0 | +0 | 10 |
| General Support | 149 | 157 | 152 | 158 | 160 | +8 | -5 | +8 | +2 | 181 |
| Health Care Assistants | 97 | 114 | 100 | 103 | 104 | +17 | -14 | +4 | +1 | 121 |
| Care, other | 7 | 7 | 7 | 7 | 6 | -0 | -0 | -0 | -0 | 7 |
| Patient & Client Care | 104 | 121 | 106 | 110 | 110 | +17 | -14 | +3 | +0 | 128 |

| Staff Category /Staff Group | WTE Dec 2019 | WTE Dec 2020 | WTE Dec 2021 | WTE Dec 2022 | WTE Jan 2023 | Change Dec 2019 to Dec 20 | Change Dec 2020 to Dec 21 | Change Dec 2021 to Jan 23 | Change Dec 2022 to Jan 23 | Headcount [No.] Jan 2023 |
|---|--------------|--------------|--------------|--------------|--------------|---------------------------|---------------------------|---------------------------|---------------------------|--------------------------|
| CHI at Tallaght | 255 | 259 | 264 | 305 | 305 | +3 | +5 | +41 | +0 | 362 |
| Consultants | 18 | 20 | 19 | 27 | 28 | +2 | -1 | +9 | +1 | 29 |
| Registrars | 20 | 19 | 14 | 20 | 20 | -1 | -5 | +6 | +0 | 32 |
| SHO/ Interns | 17 | 20 | 20 | 19 | 18 | +3 | -0 | -2 | -1 | 27 |
| Medical & Dental | 55 | 60 | 53 | 65 | 66 | +4 | -6 | +13 | +1 | 88 |
| Nurse/ Midwife Manager | 37 | 35 | 37 | 43 | 41 | -2 | +1 | +4 | -2 | 49 |
| Nurse/ Midwife Specialist & AN/MP | 8 | 12 | 13 | 14 | 14 | +5 | +0 | +1 | -0 | 16 |
| Staff Nurse/ Staff Midwife | 80 | 74 | 73 | 81 | 83 | -6 | -2 | +10 | +2 | 90 |
| Nursing/ Midwifery Student | | | 3 | 4 | 3 | | +3 | +0 | -1 | 4 |
| Nursing/ Midwifery other | 3 | 3 | 2 | 1 | 1 | | -1 | -1 | | 1 |
| Nursing & Midwifery | 128 | 125 | 127 | 142 | 141 | -3 | +2 | +15 | -1 | 160 |
| Therapy Professions | 9 | 13 | 16 | 17 | 18 | +4 | +3 | +2 | +1 | 20 |
| Health Science/ Diagnostics | 2 | 2 | 3 | 3 | 3 | -1 | +1 | +1 | -0 | 4 |
| Social Workers | 5 | 6 | 5 | 4 | 4 | +1 | -1 | -1 | +0 | 4 |
| Psychologists | 2 | 4 | 5 | 6 | 6 | +1 | +1 | +1 | -0 | 9 |
| H&SC, Other | 2 | 2 | 2 | 2 | 2 | | | +0 | -0 | 2 |
| Health & Social Care Professionals | 20 | 26 | 30 | 32 | 33 | +6 | +4 | +3 | +1 | 39 |
| Management (VIII & above) | 2 | 1 | | 1 | 1 | -1 | -1 | +1 | +0 | 1 |
| Administrative/ Supervisory (V to VII) | 10 | 8 | 10 | 12 | 12 | -2 | +2 | +2 | +0 | 13 |
| Clerical (III & IV) | 28 | 29 | 30 | 38 | 37 | +1 | +1 | +7 | -0 | 43 |
| Management & Administrative | 40 | 38 | 40 | 51 | 50 | -2 | +2 | +10 | -0 | 57 |
| Support | 4 | 3 | 1 | 1 | 1 | -1 | -2 | +1 | | 2 |
| General Support | 4 | 3 | 1 | 1 | 1 | -1 | -2 | +1 | | 2 |
| Health Care Assistants | 8 | 7 | 13 | 13 | 13 | -1 | +6 | -0 | +0 | 16 |
| Care, other | 1 | 1 | | | | | -1 | | | |
| Patient & Client Care | 9 | 8 | 13 | 13 | 13 | -1 | +5 | -0 | +0 | 16 |

| Staff Category /Staff Group | WTE Dec 2019 | WTE Dec 2020 | WTE Dec 2021 | WTE Dec 2022 | WTE Jan 2023 | Change Dec 2019 to Dec 20 | Change Dec 2020 to Dec 21 | Change Dec 2021 to Jan 23 | Change Dec 2022 to Jan 23 | Headcount [No.] Jan 2023 |
|---|--------------|--------------|--------------|--------------|--------------|---------------------------|---------------------------|---------------------------|---------------------------|--------------------------|
| CHI at Temple Street | 1,184 | 1,259 | 1,302 | 1,274 | 1,269 | +74 | +43 | -33 | -5 | 1,505 |
| Consultants | 79 | 89 | 86 | 101 | 101 | +10 | -3 | +14 | +0 | 108 |
| Registrars | 69 | 77 | 70 | 85 | 74 | +7 | -6 | +4 | -11 | 131 |
| SHO/ Interns | 29 | 34 | 39 | 36 | 32 | +5 | +5 | -7 | -4 | 55 |
| Medical/ Dental, other | 1 | 1 | 0 | 1 | 1 | | -0 | +0 | | 2 |
| Medical & Dental | 178 | 201 | 196 | 222 | 207 | +23 | -5 | +12 | -15 | 296 |
| Nurse/ Midwife Manager | 114 | 124 | 123 | 126 | 123 | +10 | -1 | -1 | -3 | 144 |
| Nurse/ Midwife Specialist & AN/MP | 39 | 43 | 47 | 49 | 51 | +3 | +4 | +4 | +2 | 63 |
| Staff Nurse/ Staff Midwife | 231 | 239 | 261 | 235 | 233 | +8 | +23 | -28 | -2 | 260 |
| Nursing/ Midwifery Student | 38 | 47 | 39 | 36 | 34 | +9 | -8 | -4 | -1 | 44 |
| Nursing/ Midwifery other | 1 | 1 | 1 | 1 | 1 | | | | | 1 |
| Nursing & Midwifery | 424 | 453 | 471 | 447 | 443 | +30 | +17 | -28 | -5 | 512 |
| Therapy Professions | 54 | 55 | 65 | 61 | 64 | +1 | +10 | -1 | +3 | 76 |
| Health Science/ Diagnostics | 92 | 98 | 99 | 95 | 97 | +6 | +2 | -2 | +2 | 107 |
| Social Workers | 18 | 19 | 22 | 20 | 20 | +2 | +3 | -2 | +0 | 26 |
| Psychologists | 14 | 12 | 15 | 13 | 14 | -2 | +2 | -1 | +1 | 17 |
| Pharmacy | 8 | 10 | 13 | 12 | 12 | +2 | +3 | -0 | +0 | 13 |
| H&SC, Other | 5 | 7 | 8 | 12 | 12 | +1 | +2 | +4 | | 12 |
| Health & Social Care Professionals | 191 | 200 | 223 | 214 | 220 | +10 | +22 | -3 | +6 | 251 |
| Management (VIII & above) | 17 | 15 | 16 | 13 | 13 | -2 | +1 | -3 | -0 | 13 |
| Administrative/ Supervisory (V to VII) | 114 | 123 | 113 | 110 | 113 | +9 | -10 | -1 | +3 | 118 |
| Clerical (III & IV) | 151 | 148 | 158 | 146 | 148 | -2 | +10 | -10 | +2 | 173 |
| Management & Administrative | 282 | 287 | 287 | 269 | 273 | +5 | +0 | -14 | +4 | 304 |
| Support | 50 | 57 | 59 | 58 | 63 | +7 | +3 | +3 | +5 | 69 |
| Maintenance/ Technical | 5 | 5 | 6 | 5 | 5 | | +1 | -1 | +0 | 5 |
| General Support | 55 | 62 | 65 | 63 | 68 | +7 | +4 | +2 | +5 | 74 |
| Health Care Assistants | 50 | 51 | 57 | 55 | 55 | +1 | +6 | -2 | +0 | 63 |
| Care, other | 6 | 5 | 4 | 3 | 3 | -1 | -1 | -1 | -0 | 5 |
| Patient & Client Care | 56 | 56 | 60 | 58 | 58 | -0 | +5 | -2 | -0 | 68 |

| Staff Category /Staff Group | WTE Dec 2019 | WTE Dec 2020 | WTE Dec 2021 | WTE Dec 2022 | WTE Jan 2023 | Change Dec 2019 to Dec 20 | Change Dec 2020 to Dec 21 | Change Dec 2021 to Jan 23 | Change Dec 2022 to Jan 23 | Headcount [No.] Jan 2023 |
|---|--------------|--------------|--------------|--------------|--------------|---------------------------|---------------------------|---------------------------|---------------------------|--------------------------|
| CHI Programme | 57 | 44 | 95 | 111 | 107 | -13 | +50 | +12 | -4 | 112 |
| Consultants | 1 | 2 | 5 | 6 | 3 | +1 | +3 | -2 | -3 | 3 |
| Registrars | | 1 | 1 | | | +1 | | -1 | | |
| Medical & Dental | 1 | 3 | 6 | 6 | 3 | +2 | +3 | -3 | -3 | 3 |
| Nurse/ Midwife Manager | 4 | 3 | 5 | 5 | 6 | -1 | +2 | +1 | +1 | 6 |
| Nursing & Midwifery | 4 | 3 | 5 | 5 | 6 | -1 | +2 | +1 | +1 | 6 |
| Therapy Professions | 2 | 2 | 1 | 3 | 3 | | -1 | +2 | +0 | 3 |
| Health Science/ Diagnostics | 5 | 2 | 4 | 8 | 7 | -3 | +2 | +3 | -1 | 7 |
| Social Workers | | 1 | | | | +1 | -1 | | | |
| Pharmacy | | | | 1 | 1 | | | +1 | +0 | 1 |
| Health & Social Care Professionals | 7 | 5 | 5 | 11 | 11 | -2 | -0 | +6 | -1 | 11 |
| Management (VIII & above) | 14 | 10 | 24 | 22 | 23 | -4 | +14 | -1 | +1 | 24 |
| Administrative/ Supervisory (V to VII) | 22 | 18 | 47 | 52 | 48 | -3 | +29 | +1 | -4 | 51 |
| Clerical (III & IV) | 10 | 6 | 8 | 16 | 16 | -4 | +2 | +8 | +0 | 17 |
| Management & Administrative | 45 | 34 | 79 | 90 | 87 | -11 | +45 | +8 | -2 | 92 |

| Staff Category /Staff Group | WTE Dec 2019 | WTE Dec 2020 | WTE Dec 2021 | WTE Dec 2022 | WTE Jan 2023 | Change Dec 2019 to Dec 20 | Change Dec 2020 to Dec 21 | Change Dec 2021 to Jan 23 | Change Dec 2022 to Jan 23 | Headcount [No.] Jan 2023 |
|-----------------------------|--------------|--------------|--------------|--------------|--------------|---------------------------|---------------------------|---------------------------|---------------------------|--------------------------|
| CHI Corporate | 3 | 2 | 35 | 40 | 41 | -1 | +33 | +6 | +1 | 41 |
| Consultants | | | 2 | 2 | 2 | | +2 | | | 2 |

| | | | | | | | | | | |
|--|----------|----------|-----------|-----------|-----------|-----------|------------|-----------|-----------|-----------|
| Medical & Dental | | | 2 | 2 | 2 | | +2 | | | 2 |
| Nurse/ Midwife Manager | | | 2 | 1 | 1 | | +2 | -1 | +0 | 1 |
| Nursing & Midwifery | | | 2 | 1 | 1 | | +2 | -1 | +0 | 1 |
| Management (VIII & above) | 3 | 2 | 15 | 18 | 19 | -1 | +13 | +4 | +1 | 19 |
| Administrative/ Supervisory (V to VII) | | | 8 | 12 | 12 | | +8 | +4 | +0 | 12 |
| Clerical (III & IV) | | | 8 | 7 | 7 | | +8 | -1 | +0 | 7 |
| Management & Administrative | 3 | 2 | 31 | 37 | 38 | -1 | +29 | +7 | +1 | 38 |

| Staff Category /Staff Group | WTE Dec 2019 | WTE Dec 2020 | WTE Dec 2021 | WTE Dec 2022 | WTE Jan 2023 | Change Dec 2019 to Dec 20 | Change Dec 2020 to Dec 21 | Change Dec 2021 to Jan 23 | Change Dec 2022 to Jan 23 | Headcount [No.] Jan 2023 |
|---|--------------|--------------|--------------|--------------|--------------|---------------------------|---------------------------|---------------------------|---------------------------|--------------------------|
| Connolly | 1,334 | 1,462 | 1,506 | 1,586 | 1,596 | +128 | +44 | +91 | +10 | 1,764 |
| Consultants | 64 | 73 | 77 | 84 | 87 | +10 | +4 | +10 | +4 | 91 |
| Registrars | 56 | 66 | 69 | 69 | 73 | +10 | +3 | +4 | +4 | 84 |
| SHO/ Interns | 71 | 91 | 84 | 89 | 88 | +20 | -7 | +4 | -1 | 107 |
| Medical/ Dental, other | 0 | 1 | 1 | 1 | 1 | +0 | +0 | +0 | +0 | 2 |
| Medical & Dental | 191 | 231 | 231 | 243 | 249 | +40 | +0 | +18 | +7 | 284 |
| Nurse/ Midwife Manager | 102 | 112 | 115 | 127 | 129 | +10 | +4 | +13 | +1 | 143 |
| Nurse/ Midwife Specialist & AN/MP | 24 | 22 | 30 | 36 | 37 | -1 | +7 | +7 | +1 | 40 |
| Staff Nurse/ Staff Midwife | 373 | 400 | 399 | 424 | 425 | +27 | -2 | +26 | +1 | 463 |
| Nursing/ Midwifery Student | 1 | 1 | 1 | 2 | 1 | -0 | +0 | +0 | -1 | 2 |
| Nursing/ Midwifery other | 4 | 3 | 3 | 4 | 4 | -1 | +0 | +1 | +0 | 4 |
| Nursing & Midwifery | 503 | 538 | 548 | 593 | 596 | +35 | +10 | +48 | +3 | 652 |
| Therapy Professions | 47 | 60 | 66 | 64 | 63 | +13 | +6 | -3 | -1 | 70 |
| Health Science/ Diagnostics | 83 | 93 | 98 | 110 | 112 | +10 | +5 | +14 | +2 | 125 |
| Social Workers | 12 | 12 | 13 | 13 | 13 | -0 | +1 | | +0 | 15 |
| Pharmacy | 26 | 33 | 35 | 33 | 31 | +7 | +2 | -4 | -1 | 35 |
| H&SC, Other | | | 0 | | | | +0 | -0 | | |
| Health & Social Care Professionals | 168 | 197 | 212 | 219 | 219 | +29 | +15 | +7 | +0 | 245 |
| Management (VIII & above) | 7 | 7 | 8 | 9 | 9 | | +1 | +1 | +0 | 9 |
| Administrative/ Supervisory (V to VII) | 41 | 49 | 52 | 62 | 61 | +8 | +4 | +9 | -0 | 64 |
| Clerical (III & IV) | 137 | 144 | 153 | 155 | 153 | +6 | +10 | +0 | -2 | 174 |
| Management & Administrative | 185 | 199 | 213 | 226 | 224 | +14 | +14 | +10 | -2 | 247 |
| Support | 113 | 114 | 118 | 123 | 124 | +1 | +3 | +6 | +1 | 138 |
| Maintenance/ Technical | 12 | 13 | 11 | 10 | 11 | +1 | -1 | -1 | +1 | 11 |
| General Support | 124 | 127 | 129 | 133 | 134 | +2 | +2 | +6 | +1 | 149 |
| Health Care Assistants | 150 | 158 | 160 | 162 | 163 | +8 | +2 | +2 | +1 | 175 |
| Care, other | 12 | 12 | 11 | 11 | 11 | -0 | -0 | -0 | +0 | 12 |
| Patient & Client Care | 162 | 170 | 172 | 173 | 174 | +8 | +2 | +2 | +1 | 187 |

| Staff Category /Staff Group | WTE Dec 2019 | WTE Dec 2020 | WTE Dec 2021 | WTE Dec 2022 | WTE Jan 2023 | Change Dec 2019 to Dec 20 | Change Dec 2020 to Dec 21 | Change Dec 2021 to Jan 23 | Change Dec 2022 to Jan 23 | Headcount [No.] Jan 2023 |
|--|--------------|--------------|--------------|--------------|--------------|---------------------------|---------------------------|---------------------------|---------------------------|--------------------------|
| Coombe Women & Infants University | 890 | 925 | 952 | 939 | 955 | +35 | +27 | +3 | +16 | 1,074 |
| Consultants | 32 | 38 | 35 | 39 | 41 | +6 | -2 | +6 | +2 | 44 |
| Registrars | 39 | 42 | 38 | 49 | 44 | +3 | -4 | +6 | -5 | 45 |
| SHO/ Interns | 28 | 28 | 27 | 27 | 31 | | -1 | +4 | +4 | 31 |
| Medical & Dental | 99 | 108 | 101 | 115 | 116 | +8 | -7 | +16 | +1 | 120 |
| Nurse/ Midwife Manager | 73 | 80 | 88 | 86 | 84 | +7 | +8 | -4 | -2 | 95 |
| Nurse/ Midwife Specialist & AN/MP | 11 | 12 | 15 | 16 | 18 | +1 | +3 | +3 | +2 | 19 |
| Staff Nurse/ Staff Midwife | 261 | 257 | 257 | 235 | 237 | -3 | +0 | -20 | +3 | 260 |
| Nursing/ Midwifery Student | 13 | 12 | 12 | 6 | 15 | -1 | | +3 | +9 | 29 |
| Nursing/ Midwifery other | 16 | 16 | 17 | 16 | 16 | -0 | +1 | -0 | +0 | 19 |
| Nursing & Midwifery | 374 | 378 | 390 | 358 | 370 | +3 | +12 | -20 | +11 | 422 |
| Therapy Professions | 8 | 8 | 11 | 10 | 9 | +0 | +2 | -2 | -1 | 11 |
| Health Science/ Diagnostics | 52 | 55 | 53 | 55 | 56 | +3 | -1 | +3 | +1 | 60 |
| Social Workers | 7 | 10 | 11 | 9 | 9 | +3 | +1 | -3 | -1 | 9 |
| Psychologists | 1 | 1 | 1 | 1 | 1 | +0 | | | | 1 |
| Pharmacy | 7 | 8 | 9 | 8 | 8 | +1 | +1 | -1 | | 8 |
| H&SC, Other | | | 2 | | 2 | | +2 | | +2 | 2 |

| | | | | | | | | | | |
|---|------------|------------|------------|------------|------------|-----------|-----------|-----------|-----------|------------|
| Health & Social Care Professionals | 74 | 82 | 87 | 83 | 85 | +8 | +5 | -2 | +2 | 91 |
| Management (VIII & above) | 7 | 6 | 7 | 9 | 9 | -1 | +1 | +2 | | 9 |
| Administrative/ Supervisory (V to VII) | 47 | 48 | 53 | 57 | 57 | +1 | +5 | +4 | | 60 |
| Clerical (III & IV) | 93 | 100 | 98 | 95 | 99 | +7 | -1 | +1 | +4 | 124 |
| Management & Administrative | 147 | 153 | 158 | 162 | 165 | +7 | +5 | +7 | +4 | 193 |
| Support | 137 | 143 | 147 | 144 | 141 | +6 | +4 | -6 | -3 | 160 |
| Maintenance/ Technical | 9 | 7 | 8 | 7 | 7 | -2 | +1 | -1 | | 7 |
| General Support | 146 | 150 | 155 | 151 | 148 | +4 | +5 | -7 | -3 | 167 |
| Health Care Assistants | 48 | 54 | 59 | 67 | 68 | +6 | +5 | +9 | +1 | 78 |
| Care, other | 2 | 1 | 3 | 3 | 3 | -1 | +2 | | | 3 |
| Patient & Client Care | 49 | 55 | 62 | 70 | 71 | +5 | +7 | +9 | +1 | 81 |

| Staff Category /Staff Group | WTE Dec 2019 | WTE Dec 2020 | WTE Dec 2021 | WTE Dec 2022 | WTE Jan 2023 | Change Dec 2019 to Dec 20 | Change Dec 2020 to Dec 21 | Change Dec 2021 to Jan 23 | Change Dec 2022 to Jan 23 | Headcount [No.] Jan 2023 |
|---|--------------|--------------|--------------|--------------|--------------|---------------------------|---------------------------|---------------------------|---------------------------|--------------------------|
| Croom Orthopaedic | 156 | 173 | 264 | 303 | 313 | +17 | +90 | +50 | +10 | 344 |
| Consultants | 5 | 8 | 9 | 12 | 12 | +3 | +1 | +3 | +0 | 12 |
| Registrars | 3 | 3 | 8 | 12 | 13 | | +5 | +5 | +1 | 14 |
| SHO/ Interns | 5 | 8 | 8 | 12 | 14 | +3 | +0 | +6 | +2 | 14 |
| Medical & Dental | 13 | 19 | 25 | 35 | 39 | +6 | +6 | +14 | +3 | 40 |
| Nurse/ Midwife Manager | 14 | 19 | 23 | 27 | 29 | +5 | +4 | +6 | +1 | 29 |
| Nurse/ Midwife Specialist & AN/MP | 6 | 5 | 6 | 10 | 10 | -1 | +1 | +4 | +0 | 10 |
| Staff Nurse/ Staff Midwife | 50 | 54 | 80 | 90 | 93 | +3 | +26 | +14 | +4 | 107 |
| Nursing/ Midwifery Student | | | 1 | 1 | 1 | | +1 | | +0 | 1 |
| Nursing & Midwifery | 70 | 77 | 109 | 128 | 133 | +7 | +32 | +23 | +5 | 147 |
| Therapy Professions | | 2 | 4 | 5 | 6 | +2 | +2 | +3 | +1 | 8 |
| Health Science/ Diagnostics | 1 | 1 | 1 | 1 | 1 | | -0 | +0 | +0 | 1 |
| Health & Social Care Professionals | 1 | 3 | 5 | 6 | 7 | +2 | +2 | +3 | +1 | 9 |
| Administrative/ Supervisory (V to VII) | 2 | 2 | 3 | 5 | 5 | | +1 | +2 | +0 | 5 |
| Clerical (III & IV) | 15 | 17 | 27 | 29 | 29 | +2 | +10 | +2 | +1 | 35 |
| Management & Administrative | 17 | 19 | 30 | 34 | 34 | +2 | +11 | +4 | +1 | 40 |
| Support | 7 | 8 | 52 | 49 | 49 | +0 | +45 | -3 | -0 | 51 |
| Maintenance/ Technical | 2 | 2 | 1 | 1 | 3 | | -1 | +2 | +2 | 3 |
| General Support | 9 | 10 | 53 | 50 | 52 | +0 | +44 | -2 | +1 | 54 |
| Health Care Assistants | 44 | 45 | 40 | 49 | 48 | +0 | -4 | +7 | -1 | 53 |
| Care, other | 1 | 1 | 1 | 1 | 1 | | | | +0 | 1 |
| Patient & Client Care | 45 | 46 | 41 | 50 | 49 | +0 | -4 | +7 | -1 | 54 |

| Staff Category /Staff Group | WTE Dec 2019 | WTE Dec 2020 | WTE Dec 2021 | WTE Dec 2022 | WTE Jan 2023 | Change Dec 2019 to Dec 20 | Change Dec 2020 to Dec 21 | Change Dec 2021 to Jan 23 | Change Dec 2022 to Jan 23 | Headcount [No.] Jan 2023 |
|---|--------------|--------------|--------------|--------------|--------------|---------------------------|---------------------------|---------------------------|---------------------------|--------------------------|
| Ennis | 235 | 228 | 242 | 257 | 261 | -7 | +14 | +19 | +4 | 295 |
| Consultants | 8 | 7 | 6 | 8 | 8 | -1 | -1 | +2 | +0 | 9 |
| Registrars | 3 | 3 | 4 | 5 | 4 | | +1 | -0 | -0 | 5 |
| SHO/ Interns | 5 | 4 | 9 | 9 | 9 | -1 | +5 | +0 | +1 | 10 |
| Medical & Dental | 16 | 15 | 20 | 21 | 22 | -1 | +5 | +2 | +0 | 24 |
| Nurse/ Midwife Manager | 27 | 24 | 25 | 29 | 30 | -3 | +1 | +5 | +0 | 32 |
| Nurse/ Midwife Specialist & AN/MP | 2 | 3 | 5 | 7 | 7 | +1 | +2 | +2 | -0 | 7 |
| Staff Nurse/ Staff Midwife | 79 | 72 | 79 | 76 | 77 | -7 | +7 | -2 | +2 | 93 |
| Nursing & Midwifery | 108 | 99 | 108 | 112 | 114 | -9 | +9 | +6 | +2 | 132 |
| Therapy Professions | 5 | 5 | 5 | 5 | 5 | +0 | -1 | -0 | -0 | 6 |
| Health Science/ Diagnostics | 15 | 13 | 14 | 15 | 15 | -2 | +0 | +1 | +0 | 18 |
| Pharmacy | 2 | 2 | 2 | 3 | 3 | +0 | | +1 | +0 | 3 |
| Health & Social Care Professionals | 22 | 21 | 21 | 22 | 22 | -1 | -0 | +2 | +0 | 27 |
| Administrative/ Supervisory (V to VII) | 2 | 4 | 5 | 4 | 4 | +2 | +1 | -1 | | 5 |
| Clerical (III & IV) | 42 | 39 | 39 | 40 | 41 | -3 | +0 | +1 | +1 | 44 |
| Management & Administrative | 44 | 43 | 44 | 45 | 45 | -1 | +1 | +1 | +1 | 49 |
| Support | 14 | 37 | 36 | 45 | 45 | +23 | -1 | +8 | -1 | 48 |

| | | | | | | | | | | | |
|----------------------------------|-----------|-----------|-----------|-----------|-----------|------------|-----------|-----------|-----------|-----------|---|
| Maintenance/ Technical | | | | | 1 | | | | +1 | +1 | 1 |
| General Support | 14 | 37 | 36 | 45 | 46 | +23 | -1 | +9 | +0 | 49 | |
| Health Care Assistants | 32 | 14 | 13 | 11 | 12 | -18 | -1 | -1 | +1 | 14 | |
| Patient & Client Care | 32 | 14 | 13 | 11 | 12 | -18 | -1 | -1 | +1 | 14 | |

| Staff Category /Staff Group | WTE Dec 2019 | WTE Dec 2020 | WTE Dec 2021 | WTE Dec 2022 | WTE Jan 2023 | Change Dec 2019 to Dec 20 | Change Dec 2020 to Dec 21 | Change Dec 2021 to Jan 23 | Change Dec 2022 to Jan 23 | Headcount [No.] Jan 2023 |
|---|--------------|--------------|--------------|--------------|--------------|---------------------------|---------------------------|---------------------------|---------------------------|--------------------------|
| Galway University | 3,607 | 3,787 | 3,926 | 4,280 | 4,229 | +181 | +138 | +303 | -51 | 4,761 |
| Consultants | 229 | 238 | 239 | 254 | 255 | +9 | +1 | +16 | +1 | 291 |
| Registrars | 205 | 216 | 227 | 235 | 239 | +11 | +11 | +12 | +4 | 258 |
| SHO/ Interns | 222 | 282 | 282 | 278 | 277 | +59 | +0 | -5 | -2 | 282 |
| Medical/ Dental, other | 4 | 5 | 4 | 6 | 5 | +0 | -0 | +1 | -0 | 6 |
| Medical & Dental | 661 | 740 | 752 | 773 | 776 | +79 | +12 | +24 | +3 | 837 |
| Nurse/ Midwife Manager | 189 | 187 | 196 | 236 | 235 | -2 | +9 | +39 | -1 | 253 |
| Nurse/ Midwife Specialist & AN/MP | 86 | 92 | 103 | 122 | 117 | +7 | +10 | +14 | -4 | 127 |
| Staff Nurse/ Staff Midwife | 1,107 | 1,150 | 1,178 | 1,234 | 1,242 | +43 | +28 | +64 | +8 | 1,425 |
| Public Health Nurse | 1 | 1 | | | | -0 | -1 | | | |
| Nursing/ Midwifery Student | 21 | 12 | 12 | 98 | 68 | -9 | -0 | +56 | -30 | 132 |
| Nursing/ Midwifery other | 10 | 15 | 12 | 11 | 12 | +5 | -3 | -0 | +1 | 17 |
| Nursing & Midwifery | 1,415 | 1,458 | 1,501 | 1,700 | 1,675 | +43 | +43 | +174 | -26 | 1,954 |
| Therapy Professions | 109 | 108 | 133 | 152 | 152 | -1 | +25 | +19 | +1 | 168 |
| Health Science/ Diagnostics | 295 | 314 | 325 | 340 | 333 | +19 | +11 | +8 | -7 | 370 |
| Social Care | 2 | 3 | 2 | 2 | 2 | +1 | -1 | -0 | -0 | 3 |
| Social Workers | 19 | 21 | 25 | 28 | 28 | +2 | +4 | +3 | -1 | 30 |
| Psychologists | 1 | 2 | 3 | 2 | 4 | +1 | +1 | +1 | +2 | 6 |
| Pharmacy | 46 | 55 | 65 | 71 | 71 | +9 | +9 | +7 | +0 | 79 |
| H&SC, Other | 10 | 9 | 6 | 17 | 22 | -2 | -3 | +17 | +5 | 33 |
| Health & Social Care Professionals | 483 | 512 | 558 | 613 | 613 | +29 | +47 | +55 | -0 | 689 |
| Management (VIII & above) | 11 | 11 | 11 | 12 | 13 | -0 | +0 | +2 | +1 | 14 |
| Administrative/ Supervisory (V to VII) | 96 | 105 | 127 | 133 | 130 | +9 | +22 | +3 | -4 | 138 |
| Clerical (III & IV) | 390 | 407 | 417 | 449 | 443 | +17 | +10 | +26 | -6 | 492 |
| Management & Administrative | 496 | 522 | 554 | 594 | 586 | +26 | +32 | +31 | -8 | 644 |
| Support | 236 | 237 | 240 | 253 | 250 | +1 | +3 | +11 | -3 | 269 |
| Maintenance/ Technical | 36 | 34 | 33 | 36 | 35 | -2 | -1 | +2 | -1 | 36 |
| General Support | 271 | 270 | 272 | 289 | 285 | -1 | +2 | +13 | -4 | 305 |
| Health Care Assistants | 265 | 271 | 274 | 295 | 279 | +6 | +3 | +5 | -15 | 315 |
| Care, other | 15 | 13 | 13 | 16 | 16 | -2 | +0 | +2 | -0 | 17 |
| Patient & Client Care | 280 | 284 | 287 | 310 | 295 | +4 | +3 | +7 | -16 | 332 |

| Staff Category /Staff Group | WTE Dec 2019 | WTE Dec 2020 | WTE Dec 2021 | WTE Dec 2022 | WTE Jan 2023 | Change Dec 2019 to Dec 20 | Change Dec 2020 to Dec 21 | Change Dec 2021 to Jan 23 | Change Dec 2022 to Jan 23 | Headcount [No.] Jan 2023 |
|---|--------------|--------------|--------------|--------------|--------------|---------------------------|---------------------------|---------------------------|---------------------------|--------------------------|
| Letterkenny University | 1,607 | 1,769 | 1,943 | 2,089 | 2,096 | +161 | +175 | +152 | +7 | 2,421 |
| Consultants | 58 | 58 | 64 | 68 | 69 | -1 | +6 | +6 | +1 | 72 |
| Registrars | 63 | 64 | 64 | 63 | 64 | +1 | -0 | +0 | +1 | 71 |
| SHO/ Interns | 87 | 91 | 106 | 106 | 102 | +5 | +14 | -4 | -4 | 137 |
| Medical/ Dental, other | | | 0 | 0 | 0 | | +0 | +0 | +0 | 1 |
| Medical & Dental | 208 | 213 | 233 | 238 | 236 | +5 | +20 | +3 | -2 | 281 |
| Nurse/ Midwife Manager | 100 | 109 | 121 | 132 | 130 | +9 | +12 | +9 | -2 | 143 |
| Nurse/ Midwife Specialist & AN/MP | 38 | 40 | 47 | 52 | 55 | +1 | +7 | +8 | +2 | 60 |
| Staff Nurse/ Staff Midwife | 448 | 502 | 538 | 614 | 618 | +54 | +36 | +80 | +4 | 743 |
| Nursing/ Midwifery Student | 7 | 1 | 1 | 7 | 7 | -6 | -1 | +6 | -1 | 22 |
| Nursing/ Midwifery other | 3 | 4 | 4 | 4 | 4 | +1 | -0 | | +0 | 4 |
| Nursing & Midwifery | 597 | 656 | 710 | 810 | 814 | +59 | +54 | +103 | +4 | 972 |
| Therapy Professions | 38 | 42 | 43 | 50 | 49 | +4 | +1 | +5 | -2 | 53 |
| Health Science/ Diagnostics | 91 | 95 | 99 | 110 | 112 | +4 | +4 | +13 | +2 | 120 |
| Social Workers | 1 | 1 | 2 | 3 | 3 | +0 | +1 | +1 | -0 | 3 |
| Pharmacy | 21 | 31 | 34 | 33 | 32 | +10 | +3 | -2 | -1 | 35 |
| H&SC, Other | 2 | 1 | 16 | 3 | 4 | -1 | +16 | -13 | +1 | 4 |
| Health & Social Care Professionals | 153 | 169 | 195 | 198 | 199 | +17 | +25 | +4 | +0 | 215 |

| | | | | | | | | | | |
|--|------------|------------|------------|------------|------------|------------|------------|------------|-----------|------------|
| Management (VIII & above) | 6 | 6 | 7 | 7 | 7 | +0 | +1 | +0 | +0 | 7 |
| Administrative/ Supervisory (V to VII) | 25 | 35 | 40 | 54 | 55 | +9 | +5 | +15 | +2 | 57 |
| Clerical (III & IV) | 192 | 190 | 227 | 245 | 242 | -2 | +37 | +15 | -3 | 267 |
| Management & Administrative | 223 | 231 | 274 | 305 | 304 | +8 | +43 | +30 | -1 | 331 |
| Support | 233 | 284 | 288 | 260 | 263 | +51 | +4 | -26 | +3 | 294 |
| Maintenance/ Technical | 14 | 13 | 15 | 15 | 16 | -0 | +2 | +1 | +1 | 16 |
| General Support | 246 | 297 | 303 | 275 | 278 | +51 | +6 | -24 | +4 | 310 |
| Health Care Assistants | 178 | 200 | 206 | 239 | 241 | +22 | +6 | +35 | +2 | 283 |
| Care, other | 2 | 2 | 22 | 23 | 24 | | +20 | +2 | +0 | 29 |
| Patient & Client Care | 180 | 202 | 228 | 262 | 265 | +22 | +26 | +36 | +2 | 312 |

| Staff Category /Staff Group | WTE Dec 2019 | WTE Dec 2020 | WTE Dec 2021 | WTE Dec 2022 | WTE Jan 2023 | Change Dec 2019 to Dec 20 | Change Dec 2020 to Dec 21 | Change Dec 2021 to Jan 23 | Change Dec 2022 to Jan 23 | Headcount [No.] Jan 2023 |
|--|--------------|--------------|--------------|--------------|--------------|---------------------------|---------------------------|---------------------------|---------------------------|--------------------------|
| Lourdes Orthopaedic Kilcreene | 70 | 70 | 72 | 71 | 74 | -0 | +2 | +2 | +3 | 85 |
| Consultants | 2 | 2 | 2 | 2 | 2 | | | | | 2 |
| Registrars | | | 1 | | | | +1 | -1 | | |
| SHO/ Interns | 5 | 5 | 4 | 5 | 5 | -0 | -1 | +0 | -0 | 5 |
| Medical/ Dental, other | | | | 1 | 1 | | | +1 | | 1 |
| Medical & Dental | 7 | 7 | 7 | 8 | 8 | -0 | +0 | +0 | -0 | 8 |
| Nurse/ Midwife Manager | 8 | 8 | 7 | 7 | 6 | -0 | -0 | -1 | -0 | 7 |
| Staff Nurse/ Staff Midwife | 29 | 29 | 32 | 33 | 34 | +0 | +3 | +2 | +1 | 42 |
| Nursing & Midwifery | 37 | 37 | 39 | 40 | 41 | +0 | +3 | +1 | +1 | 49 |
| Clerical (III & IV) | 7 | 7 | 7 | 7 | 7 | +1 | +0 | -1 | -0 | 8 |
| Management & Administrative | 7 | 7 | 7 | 7 | 7 | +1 | +0 | -1 | -0 | 8 |
| Support | 20 | 19 | 18 | 17 | 19 | -1 | -1 | +1 | +2 | 20 |
| General Support | 20 | 19 | 18 | 17 | 19 | -1 | -1 | +1 | +2 | 20 |

| Staff Category /Staff Group | WTE Dec 2019 | WTE Dec 2020 | WTE Dec 2021 | WTE Dec 2022 | WTE Jan 2023 | Change Dec 2019 to Dec 20 | Change Dec 2020 to Dec 21 | Change Dec 2021 to Jan 23 | Change Dec 2022 to Jan 23 | Headcount [No.] Jan 2023 |
|---|--------------|--------------|--------------|--------------|--------------|---------------------------|---------------------------|---------------------------|---------------------------|--------------------------|
| Louth County | 277 | 289 | 293 | 309 | 306 | +12 | +4 | +13 | -4 | 343 |
| Consultants | 2 | 2 | 2 | 2 | 2 | | | | | 2 |
| Registrars | 1 | 1 | 1 | 1 | 1 | | | | | 1 |
| Medical & Dental | 3 | 3 | 3 | 3 | 3 | | | | | 3 |
| Nurse/ Midwife Manager | 19 | 22 | 25 | 24 | 24 | +3 | +3 | -1 | -1 | 25 |
| Nurse/ Midwife Specialist & AN/MP | 6 | 3 | 4 | 4 | 4 | -3 | +1 | -0 | -0 | 4 |
| Staff Nurse/ Staff Midwife | 61 | 66 | 66 | 73 | 73 | +5 | -0 | +7 | -0 | 87 |
| Nursing/ Midwifery Student | 1 | | | | | -1 | | | | |
| Nursing & Midwifery | 86 | 91 | 94 | 102 | 101 | +4 | +4 | +6 | -1 | 116 |
| Therapy Professions | 18 | 19 | 16 | 18 | 18 | +1 | -3 | +2 | +0 | 19 |
| Health Science/ Diagnostics | 10 | 10 | 11 | 13 | 13 | +0 | +1 | +1 | -0 | 15 |
| Pharmacy | 4 | 3 | 3 | 4 | 4 | -1 | +0 | +1 | -0 | 4 |
| Health & Social Care Professionals | 31 | 32 | 31 | 35 | 35 | +1 | -1 | +4 | -0 | 38 |
| Management (VIII & above) | 2 | 2 | 2 | 1 | 1 | | | -1 | | 1 |
| Administrative/ Supervisory (V to VII) | 5 | 8 | 8 | 10 | 10 | +3 | -0 | +2 | | 10 |
| Clerical (III & IV) | 50 | 50 | 50 | 55 | 54 | -0 | -0 | +4 | -1 | 59 |
| Management & Administrative | 57 | 59 | 59 | 65 | 65 | +3 | -0 | +5 | -1 | 70 |
| Support | 51 | 53 | 51 | 48 | 48 | +2 | -2 | -3 | +0 | 54 |
| Maintenance/ Technical | 5 | 7 | 5 | 5 | 5 | +2 | -2 | +0 | +0 | 6 |
| General Support | 56 | 60 | 56 | 53 | 53 | +4 | -4 | -3 | +0 | 60 |
| Health Care Assistants | 43 | 42 | 48 | 50 | 48 | -1 | +5 | +0 | -2 | 53 |
| Care, other | 1 | 2 | 2 | 2 | 2 | +1 | +0 | | -0 | 3 |
| Patient & Client Care | 44 | 44 | 50 | 52 | 50 | +0 | +6 | +0 | -2 | 56 |

| Staff Category /Staff Group | WTE Dec 2019 | WTE Dec 2020 | WTE Dec 2021 | WTE Dec 2022 | WTE Jan 2023 | Change Dec 2019 to Dec 20 | Change Dec 2020 to Dec 21 | Change Dec 2021 to Jan 23 | Change Dec 2022 to Jan 23 | Headcount [No.] Jan 2023 |
|---|--------------|--------------|--------------|--------------|--------------|---------------------------|---------------------------|---------------------------|---------------------------|--------------------------|
| Mallow General | 252 | 246 | 263 | 273 | 264 | -6 | +17 | +1 | -10 | 305 |
| Consultants | 11 | 10 | 9 | 8 | 8 | -1 | -1 | -1 | -1 | 9 |
| Registrars | 6 | 6 | 4 | 8 | 9 | | -2 | +5 | +1 | 9 |
| SHO/ Interns | 10 | 11 | 14 | 16 | 11 | +1 | +3 | -3 | -5 | 12 |
| Medical & Dental | 27 | 27 | 27 | 32 | 28 | -0 | -0 | +1 | -5 | 30 |
| Nurse/ Midwife Manager | 22 | 22 | 24 | 27 | 27 | +0 | +3 | +3 | -0 | 29 |
| Nurse/ Midwife Specialist & AN/MP | 1 | 2 | 5 | 5 | 6 | +2 | +3 | +0 | +0 | 6 |
| Staff Nurse/ Staff Midwife | 85 | 73 | 80 | 80 | 78 | -12 | +7 | -2 | -2 | 100 |
| Nursing/ Midwifery Student | | | | | 0 | | | +0 | +0 | 1 |
| Nursing & Midwifery | 107 | 97 | 109 | 113 | 111 | -10 | +12 | +2 | -2 | 136 |
| Therapy Professions | 5 | 4 | 4 | 5 | 4 | -1 | -1 | +0 | -1 | 4 |
| Health Science/ Diagnostics | 14 | 16 | 16 | 14 | 13 | +2 | -0 | -3 | -0 | 14 |
| Pharmacy | 3 | 3 | 3 | 3 | 3 | -0 | +0 | +1 | +0 | 4 |
| Health & Social Care Professionals | 22 | 23 | 22 | 22 | 21 | +1 | -1 | -1 | -1 | 22 |
| Management (VIII & above) | | | 1 | 1 | 1 | | +1 | | | 1 |
| Administrative/ Supervisory (V to VII) | 5 | 8 | 7 | 7 | 7 | +3 | -1 | +0 | +0 | 10 |
| Clerical (III & IV) | 34 | 31 | 34 | 35 | 34 | -3 | +3 | +0 | -1 | 37 |
| Management & Administrative | 39 | 39 | 42 | 43 | 42 | -0 | +3 | +1 | -1 | 48 |
| Support | 12 | 17 | 21 | 22 | 21 | +5 | +4 | +0 | -0 | 23 |
| General Support | 12 | 17 | 21 | 22 | 21 | +5 | +4 | +0 | -0 | 23 |
| Health Care Assistants | 44 | 43 | 42 | 40 | 38 | -1 | -1 | -4 | -2 | 42 |
| Care, other | 0 | 0 | 0 | 2 | 3 | | | +3 | +1 | 4 |
| Patient & Client Care | 44 | 44 | 42 | 42 | 41 | -1 | -1 | -1 | -1 | 46 |

| Staff Category /Staff Group | WTE Dec 2019 | WTE Dec 2020 | WTE Dec 2021 | WTE Dec 2022 | WTE Jan 2023 | Change Dec 2019 to Dec 20 | Change Dec 2020 to Dec 21 | Change Dec 2021 to Jan 23 | Change Dec 2022 to Jan 23 | Headcount [No.] Jan 2023 |
|---|--------------|--------------|--------------|--------------|--------------|---------------------------|---------------------------|---------------------------|---------------------------|--------------------------|
| Mater Misericordiae University | 3,159 | 3,429 | 3,638 | 3,828 | 3,862 | +270 | +209 | +224 | +34 | 4,234 |
| Consultants | 172 | 190 | 198 | 215 | 217 | +19 | +7 | +19 | +2 | 271 |
| Registrars | 166 | 190 | 201 | 216 | 224 | +24 | +11 | +22 | +7 | 226 |
| SHO/ Interns | 158 | 193 | 178 | 184 | 178 | +35 | -15 | | -6 | 178 |
| Medical/ Dental, other | 5 | 6 | 5 | 5 | 6 | +1 | -1 | +1 | +1 | 9 |
| Medical & Dental | 501 | 579 | 582 | 621 | 625 | +78 | +3 | +43 | +4 | 684 |
| Nurse/ Midwife Manager | 207 | 221 | 236 | 265 | 268 | +14 | +15 | +32 | +3 | 286 |
| Nurse/ Midwife Specialist & AN/MP | 87 | 98 | 119 | 133 | 138 | +10 | +21 | +19 | +5 | 145 |
| Staff Nurse/ Staff Midwife | 907 | 939 | 991 | 993 | 983 | +31 | +52 | -8 | -10 | 1,045 |
| Nursing/ Midwifery Student | 12 | 20 | 25 | 62 | 110 | +8 | +5 | +85 | +48 | 142 |
| Nursing/ Midwifery other | 44 | 48 | 51 | 36 | 35 | +4 | +2 | -16 | -1 | 41 |
| Nursing & Midwifery | 1,258 | 1,326 | 1,422 | 1,489 | 1,534 | +68 | +96 | +112 | +45 | 1,659 |
| Therapy Professions | 113 | 123 | 146 | 145 | 141 | +10 | +23 | -5 | -4 | 147 |
| Health Science/ Diagnostics | 224 | 241 | 259 | 261 | 263 | +16 | +18 | +4 | +3 | 281 |
| Social Workers | 27 | 25 | 28 | 35 | 34 | -2 | +4 | +5 | -1 | 35 |
| Psychologists | 7 | 8 | 9 | 10 | 12 | +1 | +1 | +3 | +2 | 14 |
| Pharmacy | 50 | 52 | 54 | 57 | 57 | +2 | +2 | +3 | +0 | 58 |
| H&SC, Other | 22 | 23 | 19 | 22 | 22 | +1 | -4 | +3 | +0 | 26 |
| Health & Social Care Professionals | 443 | 471 | 515 | 531 | 530 | +29 | +44 | +15 | -0 | 561 |
| Management (VIII & above) | 32 | 36 | 47 | 54 | 56 | +4 | +11 | +9 | +1 | 57 |
| Administrative/ Supervisory (V to VII) | 158 | 162 | 171 | 187 | 191 | +4 | +9 | +20 | +3 | 203 |
| Clerical (III & IV) | 260 | 299 | 316 | 333 | 324 | +39 | +17 | +9 | -9 | 373 |
| Management & Administrative | 450 | 496 | 534 | 574 | 570 | +46 | +38 | +37 | -4 | 633 |
| Support | 251 | 267 | 269 | 286 | 286 | +16 | +3 | +17 | +0 | 326 |
| Maintenance/ Technical | 24 | 26 | 25 | 24 | 24 | +2 | -1 | -1 | | 24 |
| General Support | 275 | 293 | 294 | 310 | 310 | +18 | +2 | +16 | +0 | 350 |
| Health Care Assistants | 225 | 258 | 283 | 290 | 279 | +32 | +26 | -5 | -11 | 332 |
| Care, other | 7 | 7 | 8 | 14 | 14 | -0 | +1 | +6 | -0 | 15 |
| Patient & Client Care | 232 | 264 | 291 | 304 | 292 | +32 | +27 | +1 | -11 | 347 |

| Staff Category /Staff Group | WTE Dec 2019 | WTE Dec 2020 | WTE Dec 2021 | WTE Dec 2022 | WTE Jan 2023 | Change Dec 2019 to Dec 20 | Change Dec 2020 to Dec 21 | Change Dec 2021 to Jan 23 | Change Dec 2022 to Jan 23 | Headcount [No.] Jan 2023 |
|---|--------------|--------------|--------------|--------------|--------------|---------------------------|---------------------------|---------------------------|---------------------------|--------------------------|
| Mayo University | 1,150 | 1,204 | 1,317 | 1,435 | 1,433 | +54 | +113 | +116 | -2 | 1,611 |
| Consultants | 49 | 49 | 55 | 54 | 54 | +0 | +6 | -1 | +0 | 58 |
| Registrars | 56 | 55 | 65 | 67 | 68 | -0 | +9 | +4 | +2 | 70 |
| SHO/ Interns | 74 | 95 | 99 | 98 | 93 | +20 | +4 | -5 | -5 | 95 |
| Medical/ Dental, other | 0 | 1 | 1 | 1 | 1 | +1 | | -0 | | 1 |
| Medical & Dental | 179 | 201 | 220 | 220 | 217 | +22 | +19 | -2 | -3 | 224 |
| Nurse/ Midwife Manager | 74 | 88 | 87 | 96 | 99 | +14 | -1 | +11 | +3 | 104 |
| Nurse/ Midwife Specialist & AN/MP | 22 | 22 | 26 | 31 | 33 | +0 | +4 | +7 | +2 | 36 |
| Staff Nurse/ Staff Midwife | 391 | 389 | 398 | 458 | 457 | -2 | +9 | +59 | -1 | 538 |
| Nursing/ Midwifery Student | 0 | 3 | 3 | 10 | 5 | +3 | -0 | +3 | -5 | 26 |
| Nursing/ Midwifery other | 2 | 4 | 4 | 5 | 5 | +2 | -0 | +1 | -0 | 5 |
| Nursing & Midwifery | 489 | 505 | 517 | 600 | 598 | +17 | +12 | +81 | -1 | 709 |
| Therapy Professions | 37 | 36 | 41 | 45 | 45 | -1 | +5 | +5 | +0 | 47 |
| Health Science/ Diagnostics | 75 | 81 | 93 | 101 | 102 | +6 | +12 | +9 | +1 | 112 |
| Social Workers | 3 | 5 | 6 | 4 | 4 | +2 | +1 | -2 | -0 | 5 |
| Pharmacy | 18 | 21 | 23 | 26 | 26 | +3 | +2 | +3 | +0 | 31 |
| H&SC, Other | 2 | 1 | 1 | 2 | 3 | -1 | | +2 | +1 | 4 |
| Health & Social Care Professionals | 136 | 144 | 164 | 178 | 179 | +8 | +20 | +16 | +2 | 199 |
| Management (VIII & above) | 2 | 4 | 3 | 6 | 4 | +2 | -1 | +1 | -2 | 4 |
| Administrative/ Supervisory (V to VII) | 21 | 25 | 34 | 41 | 45 | +4 | +10 | +11 | +4 | 48 |
| Clerical (III & IV) | 131 | 138 | 155 | 170 | 164 | +7 | +16 | +9 | -6 | 184 |
| Management & Administrative | 154 | 167 | 192 | 216 | 213 | +14 | +25 | +21 | -4 | 236 |
| Support | 38 | 39 | 45 | 41 | 43 | +1 | +6 | -1 | +3 | 46 |
| Maintenance/ Technical | 19 | 15 | 18 | 19 | 19 | -4 | +3 | +1 | +0 | 19 |
| General Support | 57 | 54 | 63 | 59 | 62 | -3 | +9 | -0 | +3 | 65 |
| Health Care Assistants | 134 | 131 | 160 | 151 | 151 | -3 | +29 | -9 | -0 | 166 |
| Care, other | 1 | 1 | 1 | 11 | 12 | | | +11 | +1 | 12 |
| Patient & Client Care | 135 | 132 | 161 | 162 | 163 | -3 | +29 | +1 | +1 | 178 |

| Staff Category /Staff Group | WTE Dec 2019 | WTE Dec 2020 | WTE Dec 2021 | WTE Dec 2022 | WTE Jan 2023 | Change Dec 2019 to Dec 20 | Change Dec 2020 to Dec 21 | Change Dec 2021 to Jan 23 | Change Dec 2022 to Jan 23 | Headcount [No.] Jan 2023 |
|---|--------------|--------------|--------------|--------------|--------------|---------------------------|---------------------------|---------------------------|---------------------------|--------------------------|
| Mercy University | 1,173 | 1,243 | 1,311 | 1,435 | 1,453 | +70 | +68 | +142 | +18 | 1,632 |
| Consultants | 45 | 50 | 49 | 54 | 56 | +5 | -1 | +7 | +2 | 58 |
| Registrars | 53 | 45 | 50 | 57 | 59 | -8 | +5 | +9 | +2 | 61 |
| SHO/ Interns | 71 | 83 | 81 | 89 | 88 | +11 | -2 | +7 | -1 | 88 |
| Medical & Dental | 170 | 178 | 180 | 200 | 203 | +8 | +2 | +24 | +3 | 207 |
| Nurse/ Midwife Manager | 129 | 131 | 132 | 141 | 143 | +2 | +2 | +11 | +1 | 163 |
| Nurse/ Midwife Specialist & AN/MP | 10 | 15 | 20 | 21 | 22 | +5 | +6 | +2 | +1 | 23 |
| Staff Nurse/ Staff Midwife | 282 | 289 | 320 | 368 | 362 | +7 | +31 | +41 | -7 | 405 |
| Nursing/ Midwifery Student | 2 | 6 | 13 | 2 | 13 | +4 | +7 | -0 | +11 | 24 |
| Nursing/ Midwifery other | 3 | 3 | 3 | 4 | 4 | +0 | | +1 | +0 | 4 |
| Nursing & Midwifery | 425 | 443 | 489 | 537 | 543 | +18 | +46 | +54 | +6 | 619 |
| Therapy Professions | 33 | 32 | 41 | 46 | 47 | -1 | +8 | +6 | +1 | 51 |
| Health Science/ Diagnostics | 87 | 100 | 104 | 108 | 108 | +13 | +5 | +4 | +0 | 127 |
| Social Workers | 8 | 8 | 7 | 8 | 9 | -0 | -1 | +2 | +2 | 10 |
| Psychologists | 1 | 1 | 1 | 2 | 2 | | | +1 | | 2 |
| Pharmacy | 22 | 22 | 23 | 27 | 27 | -0 | +1 | +4 | +1 | 31 |
| H&SC, Other | 4 | 3 | 4 | 3 | 3 | -1 | +1 | -1 | | 3 |
| Health & Social Care Professionals | 155 | 166 | 180 | 194 | 197 | +11 | +14 | +17 | +3 | 224 |
| Management (VIII & above) | 8 | 8 | 10 | 12 | 12 | | +2 | +2 | | 12 |
| Administrative/ Supervisory (V to VII) | 40 | 48 | 47 | 60 | 59 | +8 | -1 | +12 | -0 | 65 |
| Clerical (III & IV) | 167 | 177 | 179 | 185 | 187 | +10 | +2 | +8 | +2 | 218 |
| Management & Administrative | 215 | 233 | 236 | 256 | 258 | +18 | +3 | +22 | +1 | 295 |
| Support | 61 | 71 | 69 | 81 | 80 | +10 | -2 | +11 | -1 | 96 |
| Maintenance/ Technical | 6 | 10 | 9 | 7 | 8 | +4 | -1 | -1 | +1 | 8 |
| General Support | 67 | 81 | 78 | 88 | 88 | +14 | -3 | +10 | -0 | 104 |
| Health Care Assistants | 138 | 138 | 144 | 157 | 161 | -0 | +6 | +17 | +4 | 179 |
| Care, other | 3 | 3 | 3 | 3 | 3 | +1 | | | | 4 |
| Patient & Client Care | 141 | 141 | 147 | 160 | 164 | +0 | +6 | +17 | +4 | 183 |

| Staff Category /Staff Group | WTE Dec 2019 | WTE Dec 2020 | WTE Dec 2021 | WTE Dec 2022 | WTE Jan 2023 | Change Dec 2019 to Dec 20 | Change Dec 2020 to Dec 21 | Change Dec 2021 to Jan 23 | Change Dec 2022 to Jan 23 | Headcount [No.] Jan 2023 |
|---|--------------|--------------|--------------|--------------|--------------|---------------------------|---------------------------|---------------------------|---------------------------|--------------------------|
| Monaghan | 101 | 102 | 144 | 157 | 156 | +1 | +42 | +12 | -2 | 182 |
| Consultants | | 1 | | | | +1 | -1 | | | |
| Medical & Dental | | 1 | | | | +1 | -1 | | | |
| Nurse/ Midwife Manager | 5 | 5 | 11 | 16 | 15 | +1 | +6 | +4 | -0 | 18 |
| Nurse/ Midwife Specialist & AN/MP | 2 | 1 | 1 | 1 | 1 | -1 | +1 | +0 | -0 | 2 |
| Staff Nurse/ Staff Midwife | 25 | 24 | 40 | 46 | 45 | -1 | +16 | +5 | -1 | 54 |
| Nursing & Midwifery | 31 | 30 | 52 | 62 | 61 | -1 | +23 | +9 | -1 | 74 |
| Therapy Professions | 11 | 12 | 13 | 13 | 13 | +0 | +2 | -1 | -1 | 15 |
| Health Science/ Diagnostics | 8 | 9 | 12 | 14 | 14 | +1 | +4 | +2 | +0 | 17 |
| Pharmacy | 1 | 1 | 2 | 2 | 1 | | +1 | -0 | -1 | 2 |
| Health & Social Care Professionals | 20 | 21 | 28 | 29 | 28 | +2 | +6 | +1 | -1 | 34 |
| Administrative/ Supervisory (V to VII) | 1 | 1 | | | | | -1 | | | |
| Clerical (III & IV) | 16 | 16 | 17 | 18 | 18 | -0 | +2 | +1 | +0 | 19 |
| Management & Administrative | 17 | 16 | 17 | 18 | 18 | -0 | +1 | +1 | +0 | 19 |
| Support | 7 | 7 | 3 | 3 | 3 | | -4 | +0 | +0 | 3 |
| Maintenance/ Technical | 2 | 2 | 2 | 2 | 2 | | | | | 2 |
| General Support | 9 | 9 | 5 | 5 | 5 | | -4 | +0 | +0 | 5 |
| Health Care Assistants | 24 | 24 | 41 | 42 | 43 | -0 | +17 | +2 | +0 | 49 |
| Care, other | 1 | 1 | 1 | 1 | 1 | | | | | 1 |
| Patient & Client Care | 25 | 25 | 42 | 43 | 44 | -0 | +17 | +2 | +0 | 50 |

| Staff Category /Staff Group | WTE Dec 2019 | WTE Dec 2020 | WTE Dec 2021 | WTE Dec 2022 | WTE Jan 2023 | Change Dec 2019 to Dec 20 | Change Dec 2020 to Dec 21 | Change Dec 2021 to Jan 23 | Change Dec 2022 to Jan 23 | Headcount [No.] Jan 2023 |
|---|--------------|--------------|--------------|--------------|--------------|---------------------------|---------------------------|---------------------------|---------------------------|--------------------------|
| MRH Mullingar | 914 | 1,004 | 1,060 | 1,098 | 1,103 | +90 | +56 | +43 | +5 | 1,210 |
| Consultants | 34 | 43 | 46 | 47 | 46 | +9 | +3 | -0 | -1 | 47 |
| Registrars | 56 | 55 | 58 | 55 | 55 | -1 | +3 | -3 | -0 | 56 |
| SHO/ Interns | 55 | 61 | 65 | 69 | 69 | +5 | +5 | +4 | -1 | 69 |
| Medical/ Dental, other | 2 | 2 | 2 | 2 | 2 | +0 | | | | 2 |
| Medical & Dental | 146 | 160 | 171 | 173 | 171 | +13 | +11 | +0 | -2 | 174 |
| Nurse/ Midwife Manager | 71 | 77 | 86 | 89 | 90 | +6 | +9 | +4 | +1 | 100 |
| Nurse/ Midwife Specialist & AN/MP | 13 | 16 | 19 | 22 | 23 | +3 | +3 | +3 | +0 | 24 |
| Staff Nurse/ Staff Midwife | 240 | 265 | 275 | 280 | 275 | +24 | +10 | +0 | -5 | 317 |
| Nursing/ Midwifery Student | 1 | 1 | 3 | 7 | 9 | -0 | +2 | +5 | +2 | 9 |
| Nursing/ Midwifery other | 2 | 3 | 3 | 2 | 2 | +1 | | -1 | +0 | 2 |
| Nursing & Midwifery | 328 | 362 | 386 | 400 | 398 | +34 | +24 | +12 | -3 | 452 |
| Therapy Professions | 25 | 36 | 33 | 37 | 38 | +11 | -3 | +4 | +1 | 43 |
| Health Science/ Diagnostics | 70 | 83 | 86 | 83 | 87 | +13 | +2 | +1 | +4 | 91 |
| Social Workers | | | | 2 | 2 | | | +2 | | 2 |
| Psychologists | | | 1 | 1 | 1 | | +1 | +0 | | 1 |
| Pharmacy | 16 | 15 | 20 | 16 | 17 | -1 | +5 | -3 | +1 | 21 |
| H&SC, Other | 0 | | | | 2 | -0 | | +2 | +2 | 2 |
| Health & Social Care Professionals | 112 | 134 | 140 | 139 | 147 | +22 | +6 | +7 | +8 | 160 |
| Management (VIII & above) | 5 | 3 | 5 | 5 | 5 | -2 | +2 | -0 | | 5 |
| Administrative/ Supervisory (V to VII) | 22 | 28 | 30 | 45 | 44 | +6 | +2 | +14 | -1 | 45 |
| Clerical (III & IV) | 101 | 95 | 105 | 100 | 105 | -5 | +10 | +0 | +5 | 116 |
| Management & Administrative | 128 | 126 | 140 | 150 | 154 | -2 | +14 | +14 | +4 | 166 |
| Support | 26 | 27 | 31 | 30 | 30 | +2 | +3 | -0 | -0 | 32 |
| Maintenance/ Technical | 13 | 13 | 14 | 15 | 15 | -0 | +1 | +1 | +0 | 15 |
| General Support | 39 | 40 | 44 | 45 | 45 | +1 | +5 | +1 | -0 | 47 |
| Health Care Assistants | 159 | 181 | 178 | 189 | 188 | +22 | -3 | +10 | -2 | 210 |
| Care, other | 1 | 1 | 1 | 1 | 1 | | | | +0 | 1 |
| Patient & Client Care | 160 | 182 | 179 | 190 | 189 | +22 | -3 | +10 | -1 | 211 |

| Staff Category /Staff Group | WTE Dec 2019 | WTE Dec 2020 | WTE Dec 2021 | WTE Dec 2022 | WTE Jan 2023 | Change Dec 2019 to Dec 20 | Change Dec 2020 to Dec 21 | Change Dec 2021 to Jan 23 | Change Dec 2022 to Jan 23 | Headcount [No.] Jan 2023 |
|---|--------------|--------------|--------------|--------------|--------------|---------------------------|---------------------------|---------------------------|---------------------------|--------------------------|
| MRH Portlaoise | 750 | 780 | 802 | 847 | 847 | +30 | +22 | +45 | -0 | 933 |
| Consultants | 23 | 24 | 24 | 23 | 23 | +1 | -0 | -0 | -0 | 24 |
| Registrars | 35 | 37 | 37 | 38 | 36 | +2 | +0 | -1 | -2 | 37 |
| SHO/ Interns | 38 | 41 | 38 | 43 | 40 | +3 | -2 | +1 | -4 | 41 |
| Medical & Dental | 96 | 101 | 99 | 105 | 99 | +6 | -3 | +0 | -6 | 102 |
| Nurse/ Midwife Manager | 61 | 62 | 69 | 76 | 75 | +1 | +6 | +6 | -1 | 84 |
| Nurse/ Midwife Specialist & AN/MP | 16 | 19 | 22 | 28 | 26 | +3 | +3 | +4 | -2 | 30 |
| Staff Nurse/ Staff Midwife | 202 | 220 | 234 | 256 | 257 | +18 | +13 | +23 | +1 | 289 |
| Nursing/ Midwifery Student | 9 | | 3 | | | -9 | +3 | -3 | | |
| Nursing/ Midwifery other | 2 | 2 | 2 | 3 | 2 | -0 | -0 | +0 | -0 | 3 |
| Nursing & Midwifery | 291 | 304 | 329 | 362 | 360 | +13 | +25 | +30 | -2 | 406 |
| Therapy Professions | 14 | 19 | 17 | 17 | 18 | +4 | -2 | +1 | +1 | 20 |
| Health Science/ Diagnostics | 38 | 43 | 44 | 46 | 46 | +5 | +2 | +2 | +0 | 51 |
| Social Workers | | | 1 | 1 | 1 | | +1 | | | 1 |
| Pharmacy | 13 | 13 | 11 | 13 | 13 | +1 | -3 | +2 | +0 | 16 |
| Health & Social Care Professionals | 65 | 75 | 73 | 77 | 79 | +10 | -2 | +6 | +1 | 88 |
| Management (VIII & above) | 3 | 4 | 5 | 5 | 7 | +1 | +1 | +2 | +2 | 7 |
| Administrative/ Supervisory (V to VII) | 13 | 16 | 16 | 22 | 22 | +3 | -0 | +6 | +0 | 23 |
| Clerical (III & IV) | 81 | 73 | 76 | 72 | 74 | -8 | +3 | -2 | +2 | 80 |
| Management & Administrative | 97 | 93 | 96 | 98 | 102 | -4 | +3 | +6 | +4 | 110 |
| Support | 17 | 20 | 19 | 21 | 23 | +3 | -0 | +3 | +1 | 26 |
| Maintenance/ Technical | 8 | 9 | 7 | 8 | 8 | +1 | -2 | +1 | -0 | 8 |
| General Support | 25 | 29 | 26 | 30 | 30 | +4 | -2 | +4 | +1 | 34 |
| Health Care Assistants | 175 | 177 | 177 | 173 | 176 | +2 | +0 | -2 | +2 | 192 |
| Care, other | 1 | 1 | 1 | 1 | 1 | | | | | 1 |
| Patient & Client Care | 176 | 178 | 178 | 174 | 177 | +2 | +0 | -2 | +2 | 193 |

| Staff Category /Staff Group | WTE Dec 2019 | WTE Dec 2020 | WTE Dec 2021 | WTE Dec 2022 | WTE Jan 2023 | Change Dec 2019 to Dec 20 | Change Dec 2020 to Dec 21 | Change Dec 2021 to Jan 23 | Change Dec 2022 to Jan 23 | Headcount [No.] Jan 2023 |
|---|--------------|--------------|--------------|--------------|--------------|---------------------------|---------------------------|---------------------------|---------------------------|--------------------------|
| MRH Tullamore | 1,101 | 1,146 | 1,148 | 1,247 | 1,252 | +45 | +2 | +103 | +5 | 1,376 |
| Consultants | 47 | 46 | 51 | 54 | 54 | -1 | +5 | +3 | -0 | 59 |
| Registrars | 41 | 48 | 51 | 56 | 58 | +7 | +3 | +8 | +3 | 59 |
| SHO/ Interns | 46 | 47 | 51 | 55 | 51 | +2 | +4 | -0 | -4 | 52 |
| Medical/ Dental, other | 2 | 2 | 2 | 2 | 2 | -0 | +0 | -0 | | 2 |
| Medical & Dental | 136 | 143 | 155 | 166 | 164 | +7 | +11 | +10 | -2 | 172 |
| Nurse/ Midwife Manager | 86 | 87 | 83 | 96 | 97 | +1 | -4 | +13 | +0 | 108 |
| Nurse/ Midwife Specialist & AN/MP | 23 | 25 | 28 | 30 | 31 | +3 | +3 | +3 | +1 | 35 |
| Staff Nurse/ Staff Midwife | 294 | 306 | 307 | 327 | 333 | +13 | +1 | +26 | +6 | 384 |
| Nursing/ Midwifery Student | 6 | 2 | 3 | 28 | 19 | -4 | +1 | +16 | -10 | 20 |
| Nursing/ Midwifery other | 1 | 2 | 2 | | 1 | +1 | | -1 | +1 | 1 |
| Nursing & Midwifery | 410 | 423 | 423 | 482 | 481 | +13 | +1 | +57 | -1 | 548 |
| Therapy Professions | 32 | 38 | 35 | 42 | 42 | +6 | -3 | +7 | -0 | 47 |
| Health Science/ Diagnostics | 83 | 91 | 94 | 93 | 93 | +7 | +4 | -1 | -0 | 101 |
| Social Workers | | | 1 | 1 | 1 | | +1 | | | 1 |
| Pharmacy | 24 | 32 | 37 | 31 | 32 | +8 | +5 | -5 | +1 | 36 |
| H&SC, Other | 1 | | 0 | 1 | 2 | -1 | +0 | +2 | +1 | 2 |
| Health & Social Care Professionals | 141 | 161 | 167 | 168 | 170 | +20 | +7 | +2 | +1 | 187 |
| Management (VIII & above) | 5 | 5 | 3 | 4 | 4 | -0 | -2 | +1 | +0 | 4 |
| Administrative/ Supervisory (V to VII) | 24 | 29 | 25 | 40 | 39 | +5 | -4 | +14 | -1 | 41 |
| Clerical (III & IV) | 99 | 95 | 90 | 84 | 87 | -4 | -5 | -3 | +3 | 95 |
| Management & Administrative | 128 | 129 | 118 | 128 | 130 | +1 | -11 | +12 | +3 | 140 |
| Support | 28 | 29 | 27 | 30 | 30 | +1 | -2 | +3 | +0 | 31 |
| Maintenance/ Technical | 27 | 27 | 28 | 27 | 29 | -0 | +0 | +1 | +1 | 29 |
| General Support | 55 | 56 | 54 | 58 | 59 | +1 | -1 | +4 | +1 | 60 |
| Health Care Assistants | 230 | 233 | 229 | 243 | 246 | +3 | -4 | +17 | +3 | 267 |
| Care, other | 1 | 1 | 1 | 1 | 1 | | | +0 | | 2 |
| Patient & Client Care | 232 | 234 | 230 | 244 | 248 | +3 | -4 | +17 | +3 | 269 |

| Staff Category /Staff Group | WTE Dec 2019 | WTE Dec 2020 | WTE Dec 2021 | WTE Dec 2022 | WTE Jan 2023 | Change Dec 2019 to Dec 20 | Change Dec 2020 to Dec 21 | Change Dec 2021 to Jan 23 | Change Dec 2022 to Jan 23 | Headcount [No.] Jan 2023 |
|---|--------------|--------------|--------------|--------------|--------------|---------------------------|---------------------------|---------------------------|---------------------------|--------------------------|
| Naas General | 759 | 777 | 796 | 931 | 941 | +18 | +19 | +145 | +10 | 1,060 |
| Consultants | 26 | 25 | 23 | 25 | 24 | -1 | -2 | +1 | -1 | 25 |
| Registrars | 26 | 28 | 32 | 31 | 34 | +2 | +4 | +2 | +2 | 42 |
| SHO/ Interns | 39 | 37 | 42 | 40 | 40 | -2 | +5 | -2 | -0 | 62 |
| Medical & Dental | 90 | 90 | 97 | 97 | 98 | -1 | +8 | +1 | +2 | 129 |
| Nurse/ Midwife Manager | 65 | 69 | 67 | 82 | 83 | +4 | -2 | +16 | +1 | 91 |
| Nurse/ Midwife Specialist & AN/MP | 19 | 16 | 16 | 25 | 24 | -3 | -0 | +8 | -1 | 29 |
| Staff Nurse/ Staff Midwife | 201 | 208 | 209 | 248 | 251 | +6 | +2 | +42 | +4 | 276 |
| Nursing/ Midwifery other | 1 | 1 | 3 | 4 | 4 | +0 | +2 | +1 | +0 | 4 |
| Nursing & Midwifery | 286 | 294 | 295 | 358 | 362 | +8 | +1 | +67 | +4 | 400 |
| Therapy Professions | 38 | 40 | 39 | 42 | 42 | +2 | -1 | +4 | +1 | 47 |
| Health Science/ Diagnostics | 65 | 68 | 70 | 73 | 75 | +3 | +2 | +5 | +2 | 81 |
| Social Workers | 2 | 3 | 3 | 2 | 2 | +1 | +0 | -1 | +0 | 3 |
| Pharmacy | 12 | 15 | 15 | 17 | 18 | +3 | -0 | +3 | +1 | 22 |
| Health & Social Care Professionals | 117 | 126 | 126 | 133 | 137 | +9 | +0 | +11 | +4 | 153 |
| Management (VIII & above) | 5 | 6 | 5 | 6 | 6 | +1 | -1 | +1 | -1 | 6 |
| Administrative/ Supervisory (V to VII) | 12 | 18 | 23 | 34 | 33 | +6 | +6 | +10 | -1 | 37 |
| Clerical (III & IV) | 71 | 58 | 65 | 69 | 72 | -13 | +7 | +7 | +3 | 81 |
| Management & Administrative | 88 | 82 | 93 | 109 | 111 | -6 | +11 | +17 | +2 | 124 |
| Support | 28 | 28 | 31 | 34 | 35 | +1 | +2 | +4 | +1 | 38 |
| Maintenance/ Technical | 2 | 6 | 6 | 7 | 7 | +4 | +0 | +1 | +0 | 8 |
| General Support | 30 | 34 | 37 | 41 | 42 | +4 | +2 | +6 | +1 | 46 |
| Health Care Assistants | 146 | 150 | 148 | 192 | 189 | +4 | -3 | +42 | -3 | 207 |
| Care, other | 1 | 1 | | 1 | 1 | -0 | -1 | +1 | +0 | 1 |
| Patient & Client Care | 147 | 151 | 148 | 193 | 190 | +4 | -3 | +43 | -3 | 208 |

| Staff Category /Staff Group | WTE Dec 2019 | WTE Dec 2020 | WTE Dec 2021 | WTE Dec 2022 | WTE Jan 2023 | Change Dec 2019 to Dec 20 | Change Dec 2020 to Dec 21 | Change Dec 2021 to Jan 23 | Change Dec 2022 to Jan 23 | Headcount [No.] Jan 2023 |
|---|--------------|--------------|--------------|--------------|--------------|---------------------------|---------------------------|---------------------------|---------------------------|--------------------------|
| National Maternity | 880 | 916 | 930 | 955 | 969 | +36 | +14 | +39 | +14 | 1,081 |
| Consultants | 34 | 37 | 36 | 41 | 41 | +3 | -1 | +5 | | 50 |
| Registrars | 36 | 38 | 42 | 46 | 43 | +2 | +4 | +1 | -4 | 44 |
| SHO/ Interns | 21 | 22 | 22 | 25 | 25 | +1 | | +3 | +0 | 25 |
| Medical/ Dental, other | 1 | 1 | 1 | 2 | 2 | | +0 | +1 | | 3 |
| Medical & Dental | 92 | 98 | 101 | 114 | 110 | +6 | +3 | +10 | -3 | 122 |
| Nurse/ Midwife Manager | 120 | 135 | 137 | 149 | 149 | +15 | +2 | +12 | +1 | 167 |
| Nurse/ Midwife Specialist & AN/MP | 15 | 15 | 17 | 18 | 17 | +1 | +1 | +1 | -1 | 22 |
| Staff Nurse/ Staff Midwife | 246 | 239 | 225 | 230 | 237 | -6 | -14 | +12 | +7 | 256 |
| Nursing/ Midwifery Student | 22 | 18 | 26 | 16 | 25 | -4 | +8 | -1 | +9 | 34 |
| Nursing/ Midwifery other | 4 | 4 | 4 | 4 | 4 | | | -1 | | 4 |
| Nursing & Midwifery | 406 | 412 | 408 | 416 | 432 | +6 | -4 | +23 | +15 | 483 |
| Therapy Professions | 11 | 16 | 16 | 14 | 15 | +5 | -0 | -0 | +1 | 18 |
| Health Science/ Diagnostics | 41 | 47 | 47 | 40 | 41 | +6 | -0 | -6 | +1 | 43 |
| Social Workers | 7 | 9 | 11 | 9 | 11 | +2 | +2 | | +2 | 11 |
| Psychologists | 2 | 2 | 2 | 2 | 3 | +0 | +0 | +0 | +0 | 4 |
| Pharmacy | 7 | 8 | 7 | 7 | 7 | +1 | -0 | -0 | | 8 |
| H&SC, Other | | | | 2 | 2 | | | +2 | -0 | 2 |
| Health & Social Care Professionals | 69 | 83 | 83 | 75 | 79 | +13 | +1 | -4 | +4 | 86 |
| Management (VIII & above) | 6 | 6 | 6 | 5 | 6 | +1 | -1 | +1 | +1 | 6 |
| Administrative/ Supervisory (V to VII) | 51 | 57 | 59 | 63 | 62 | +5 | +2 | +2 | -1 | 69 |
| Clerical (III & IV) | 80 | 71 | 77 | 79 | 80 | -10 | +6 | +3 | +1 | 96 |
| Management & Administrative | 137 | 133 | 141 | 146 | 148 | -4 | +8 | +6 | +1 | 171 |
| Support | 130 | 133 | 140 | 143 | 139 | +4 | +7 | -1 | -4 | 154 |
| Maintenance/ Technical | 11 | 15 | 10 | 9 | 9 | +4 | -5 | -1 | | 9 |
| General Support | 141 | 148 | 150 | 152 | 148 | +8 | +2 | -2 | -4 | 163 |
| Health Care Assistants | 35 | 42 | 47 | 51 | 52 | +8 | +4 | +5 | +1 | 56 |
| Patient & Client Care | 35 | 42 | 47 | 51 | 52 | +8 | +4 | +5 | +1 | 56 |

| Staff Category /Staff Group | WTE Dec 2019 | WTE Dec 2020 | WTE Dec 2021 | WTE Dec 2022 | WTE Jan 2023 | Change Dec 2019 to Dec 20 | Change Dec 2020 to Dec 21 | Change Dec 2021 to Jan 23 | Change Dec 2022 to Jan 23 | Headcount [No.] Jan 2023 |
|---|--------------|--------------|--------------|--------------|--------------|---------------------------|---------------------------|---------------------------|---------------------------|--------------------------|
| National Rehabilitation | 457 | 555 | 608 | 632 | 639 | +97 | +53 | +31 | +7 | 718 |
| Consultants | 12 | 12 | 12 | 13 | 13 | | | +0 | -0 | 16 |
| Registrars | 4 | 8 | 7 | 8 | 10 | +4 | -1 | +3 | +2 | 10 |
| SHO/ Interns | 6 | 7 | 8 | 10 | 11 | +1 | +1 | +3 | +1 | 11 |
| Medical & Dental | 22 | 27 | 27 | 31 | 34 | +5 | | +6 | +3 | 37 |
| Nurse/ Midwife Manager | 33 | 35 | 40 | 48 | 46 | +3 | +5 | +6 | -2 | 49 |
| Nurse/ Midwife Specialist & AN/MP | 3 | 3 | 2 | 1 | 1 | +0 | -1 | -1 | | 1 |
| Staff Nurse/ Staff Midwife | 91 | 115 | 133 | 129 | 125 | +24 | +18 | -8 | -3 | 132 |
| Nursing/ Midwifery other | 1 | | | | | -1 | | | | |
| Nursing & Midwifery | 127 | 153 | 175 | 177 | 172 | +26 | +22 | -3 | -5 | 182 |
| Therapy Professions | 92 | 108 | 123 | 121 | 121 | +15 | +16 | -2 | -0 | 139 |
| Health Science/ Diagnostics | 4 | 6 | 7 | 7 | 7 | +2 | +0 | +0 | | 8 |
| Social Care | 1 | 1 | 1 | 1 | 1 | | | | | 2 |
| Social Workers | 12 | 17 | 18 | 19 | 19 | +5 | +1 | +1 | +1 | 22 |
| Psychologists | 11 | 14 | 16 | 17 | 17 | +3 | +2 | +1 | -0 | 19 |
| Pharmacy | 6 | 9 | 9 | 10 | 11 | +2 | +0 | +1 | +1 | 12 |
| H&SC, Other | 1 | 1 | | 1 | 1 | -0 | -1 | +1 | | 1 |
| Health & Social Care Professionals | 127 | 155 | 174 | 175 | 176 | +28 | +18 | +3 | +2 | 203 |
| Management (VIII & above) | 3 | 5 | 6 | 7 | 7 | +2 | +1 | +1 | | 7 |
| Administrative/ Supervisory (V to VII) | 28 | 32 | 30 | 39 | 40 | +4 | -2 | +11 | +1 | 41 |
| Clerical (III & IV) | 38 | 45 | 46 | 41 | 42 | +7 | +0 | -4 | +0 | 49 |
| Management & Administrative | 69 | 82 | 81 | 87 | 89 | +13 | -1 | +7 | +1 | 97 |
| Support | 29 | 39 | 44 | 47 | 47 | +10 | +5 | +3 | -0 | 71 |
| Maintenance/ Technical | 8 | 11 | 11 | 12 | 13 | +3 | | +2 | +1 | 13 |
| General Support | 37 | 50 | 55 | 59 | 60 | +13 | +5 | +5 | +1 | 84 |
| Health Care Assistants | 71 | 84 | 92 | 99 | 104 | +13 | +8 | +13 | +5 | 111 |
| Care, other | 3 | 3 | 3 | 3 | 3 | -1 | +1 | +0 | | 4 |
| Patient & Client Care | 74 | 86 | 95 | 102 | 107 | +13 | +8 | +13 | +5 | 115 |

| Staff Category /Staff Group | WTE Dec 2019 | WTE Dec 2020 | WTE Dec 2021 | WTE Dec 2022 | WTE Jan 2023 | Change Dec 2019 to Dec 20 | Change Dec 2020 to Dec 21 | Change Dec 2021 to Jan 23 | Change Dec 2022 to Jan 23 | Headcount [No.] Jan 2023 |
|---|--------------|--------------|--------------|--------------|--------------|---------------------------|---------------------------|---------------------------|---------------------------|--------------------------|
| Nenagh | 250 | 259 | 266 | 294 | 294 | +9 | +7 | +28 | -0 | 328 |
| Consultants | 4 | 5 | 4 | 9 | 9 | +1 | -1 | +5 | +1 | 10 |
| Registrars | 4 | 4 | 3 | 3 | 3 | | -1 | | +0 | 3 |
| SHO/ Interns | 8 | 10 | 8 | 6 | 7 | +2 | -2 | -1 | +1 | 7 |
| Medical & Dental | 16 | 19 | 15 | 18 | 19 | +3 | -4 | +4 | +1 | 20 |
| Nurse/ Midwife Manager | 28 | 31 | 29 | 33 | 33 | +3 | -2 | +4 | -0 | 35 |
| Nurse/ Midwife Specialist & AN/MP | 4 | 4 | 5 | 12 | 13 | | +2 | +7 | +0 | 13 |
| Staff Nurse/ Staff Midwife | 81 | 82 | 91 | 89 | 89 | +1 | +9 | -2 | -1 | 105 |
| Nursing & Midwifery | 113 | 116 | 125 | 135 | 134 | +3 | +9 | +9 | -1 | 153 |
| Therapy Professions | 8 | 9 | 7 | 9 | 8 | +1 | -2 | +1 | -1 | 11 |
| Health Science/ Diagnostics | 6 | 7 | 8 | 9 | 8 | +1 | +0 | +1 | -0 | 10 |
| Pharmacy | 2 | 2 | 2 | 2 | 2 | +0 | +0 | +0 | -0 | 3 |
| Health & Social Care Professionals | 16 | 18 | 16 | 20 | 19 | +2 | -2 | +3 | -1 | 24 |
| Administrative/ Supervisory (V to VII) | 3 | 2 | 4 | 6 | 6 | -1 | +1 | +2 | -0 | 6 |
| Clerical (III & IV) | 32 | 35 | 33 | 37 | 37 | +3 | -1 | +4 | +0 | 39 |
| Management & Administrative | 35 | 37 | 37 | 43 | 43 | +2 | +0 | +6 | +0 | 45 |
| Support | 9 | 18 | 21 | 24 | 22 | +9 | +3 | +1 | -2 | 25 |
| Maintenance/ Technical | 3 | 3 | 3 | 4 | 6 | +0 | +0 | +3 | +2 | 6 |
| General Support | 12 | 21 | 25 | 28 | 28 | +9 | +4 | +3 | +0 | 31 |
| Health Care Assistants | 58 | 48 | 47 | 50 | 50 | -10 | -1 | +3 | +0 | 54 |
| Care, other | | | 1 | 1 | 1 | | +1 | -0 | | 1 |
| Patient & Client Care | 58 | 48 | 48 | 51 | 51 | -10 | +0 | +3 | +0 | 55 |

| Staff Category /Staff Group | WTE Dec 2019 | WTE Dec 2020 | WTE Dec 2021 | WTE Dec 2022 | WTE Jan 2023 | Change Dec 2019 to Dec 20 | Change Dec 2020 to Dec 21 | Change Dec 2021 to Jan 23 | Change Dec 2022 to Jan 23 | Headcount [No.] Jan 2023 |
|---|--------------|--------------|--------------|--------------|--------------|---------------------------|---------------------------|---------------------------|---------------------------|--------------------------|
| Our Lady of Lourdes | 2,149 | 2,287 | 2,357 | 2,523 | 2,524 | +138 | +70 | +167 | +1 | 2,793 |
| Consultants | 101 | 103 | 106 | 104 | 105 | +2 | +3 | -1 | +1 | 110 |
| Registrars | 126 | 128 | 135 | 133 | 135 | +2 | +7 | -0 | +1 | 139 |
| SHO/ Interns | 112 | 128 | 124 | 128 | 130 | +16 | -4 | +6 | +2 | 131 |
| Medical & Dental | 339 | 359 | 365 | 365 | 370 | +20 | +6 | +5 | +4 | 380 |
| Nurse/ Midwife Manager | 161 | 182 | 200 | 221 | 219 | +21 | +18 | +19 | -2 | 236 |
| Nurse/ Midwife Specialist & AN/MP | 49 | 60 | 69 | 88 | 88 | +11 | +9 | +19 | -0 | 97 |
| Staff Nurse/ Staff Midwife | 681 | 707 | 712 | 781 | 777 | +26 | +5 | +65 | -5 | 863 |
| Nursing/ Midwifery Student | 21 | 23 | 16 | 13 | 25 | +2 | -7 | +8 | +11 | 65 |
| Nursing/ Midwifery other | 11 | 14 | 12 | 12 | 11 | +3 | -2 | -1 | -1 | 12 |
| Nursing & Midwifery | 922 | 985 | 1,009 | 1,115 | 1,119 | +62 | +25 | +110 | +4 | 1,273 |
| Therapy Professions | 65 | 71 | 78 | 95 | 96 | +7 | +7 | +17 | +0 | 102 |
| Health Science/ Diagnostics | 98 | 100 | 105 | 104 | 103 | +2 | +5 | -2 | -1 | 113 |
| Social Workers | 12 | 12 | 15 | 15 | 16 | +0 | +2 | +1 | +1 | 19 |
| Pharmacy | 23 | 28 | 31 | 34 | 33 | +5 | +3 | +2 | -0 | 38 |
| H&SC, Other | 2 | 2 | 5 | 3 | 3 | | +3 | -2 | +0 | 4 |
| Health & Social Care Professionals | 200 | 214 | 234 | 250 | 251 | +13 | +20 | +17 | +1 | 276 |
| Management (VIII & above) | 11 | 13 | 12 | 13 | 14 | +2 | -1 | +2 | +1 | 14 |
| Administrative/ Supervisory (V to VII) | 42 | 55 | 62 | 65 | 64 | +13 | +7 | +2 | -0 | 71 |
| Clerical (III & IV) | 227 | 225 | 229 | 249 | 245 | -2 | +4 | +16 | -4 | 268 |
| Management & Administrative | 280 | 294 | 303 | 326 | 323 | +14 | +10 | +20 | -4 | 353 |
| Support | 189 | 191 | 186 | 204 | 203 | +2 | -5 | +17 | -1 | 222 |
| Maintenance/ Technical | 15 | 16 | 19 | 19 | 19 | +1 | +3 | -0 | -0 | 19 |
| General Support | 204 | 207 | 204 | 223 | 222 | +3 | -2 | +17 | -1 | 241 |
| Health Care Assistants | 195 | 222 | 237 | 238 | 235 | +27 | +15 | -2 | -3 | 260 |
| Care, other | 9 | 7 | 4 | 5 | 5 | -2 | -3 | +1 | +0 | 10 |
| Patient & Client Care | 204 | 229 | 241 | 243 | 240 | +25 | +13 | -1 | -3 | 270 |

| Staff Category /Staff Group | WTE Dec 2019 | WTE Dec 2020 | WTE Dec 2021 | WTE Dec 2022 | WTE Jan 2023 | Change Dec 2019 to Dec 20 | Change Dec 2020 to Dec 21 | Change Dec 2021 to Jan 23 | Change Dec 2022 to Jan 23 | Headcount [No.] Jan 2023 |
|---|--------------|--------------|--------------|--------------|--------------|---------------------------|---------------------------|---------------------------|---------------------------|--------------------------|
| Our Lady's Navan | 516 | 590 | 600 | 639 | 633 | +75 | +10 | +33 | -6 | 719 |
| Consultants | 13 | 16 | 15 | 16 | 15 | +3 | -1 | +0 | -1 | 16 |
| Registrars | 27 | 31 | 32 | 32 | 31 | +5 | +1 | -1 | -1 | 32 |
| SHO/ Interns | 35 | 44 | 43 | 47 | 42 | +9 | -1 | -1 | -5 | 43 |
| Medical & Dental | 74 | 91 | 90 | 95 | 88 | +17 | -2 | -2 | -7 | 91 |
| Nurse/ Midwife Manager | 44 | 47 | 49 | 54 | 54 | +3 | +2 | +5 | +0 | 60 |
| Nurse/ Midwife Specialist & AN/MP | 11 | 13 | 13 | 13 | 13 | +2 | +0 | +1 | +0 | 16 |
| Staff Nurse/ Staff Midwife | 121 | 135 | 147 | 147 | 145 | +14 | +12 | -2 | -3 | 172 |
| Nursing/ Midwifery Student | 4 | | | | | -4 | | | | |
| Nursing & Midwifery | 180 | 195 | 209 | 214 | 212 | +15 | +14 | +3 | -2 | 248 |
| Therapy Professions | 19 | 28 | 26 | 24 | 24 | +9 | -2 | -1 | +0 | 29 |
| Health Science/ Diagnostics | 37 | 39 | 44 | 46 | 46 | +2 | +5 | +3 | +1 | 51 |
| Social Workers | | | | 1 | 1 | | | +1 | +0 | 1 |
| Pharmacy | 6 | 7 | 9 | 8 | 9 | +1 | +2 | -1 | +0 | 10 |
| Health & Social Care Professionals | 62 | 74 | 78 | 79 | 80 | +12 | +4 | +1 | +1 | 91 |
| Management (VIII & above) | 2 | 2 | 2 | 2 | 2 | | | | | 2 |
| Administrative/ Supervisory (V to VII) | 12 | 21 | 22 | 25 | 25 | +8 | +1 | +3 | +1 | 28 |
| Clerical (III & IV) | 56 | 59 | 55 | 73 | 75 | +2 | -4 | +20 | +2 | 85 |
| Management & Administrative | 71 | 82 | 79 | 100 | 102 | +11 | -3 | +23 | +2 | 115 |
| Support | 23 | 25 | 26 | 32 | 32 | +2 | +1 | +6 | +0 | 37 |
| Maintenance/ Technical | 5 | 5 | 5 | 5 | 5 | -0 | +0 | -0 | -0 | 5 |
| General Support | 28 | 30 | 31 | 37 | 37 | +2 | +1 | +6 | +0 | 42 |
| Health Care Assistants | 98 | 117 | 112 | 113 | 113 | +19 | -4 | +0 | -1 | 127 |
| Care, other | 2 | 2 | 2 | 2 | 2 | -1 | +0 | | -0 | 5 |
| Patient & Client Care | 100 | 118 | 114 | 115 | 114 | +18 | -4 | +0 | -1 | 132 |

| Staff Category /Staff Group | WTE Dec 2019 | WTE Dec 2020 | WTE Dec 2021 | WTE Dec 2022 | WTE Jan 2023 | Change Dec 2019 to Dec 20 | Change Dec 2020 to Dec 21 | Change Dec 2021 to Jan 23 | Change Dec 2022 to Jan 23 | Headcount [No.] Jan 2023 |
|---|--------------|--------------|--------------|--------------|--------------|---------------------------|---------------------------|---------------------------|---------------------------|--------------------------|
| Portiuncula University | 790 | 843 | 907 | 982 | 979 | +53 | +64 | +72 | -2 | 1,086 |
| Consultants | 38 | 41 | 39 | 37 | 36 | +3 | -2 | -3 | -1 | 41 |
| Registrars | 42 | 46 | 50 | 53 | 54 | +4 | +4 | +4 | +1 | 54 |
| SHO/ Interns | 58 | 65 | 70 | 70 | 72 | +7 | +5 | +2 | +1 | 73 |
| Medical/ Dental, other | | 0 | 0 | | | +0 | -0 | -0 | | |
| Medical & Dental | 137 | 153 | 159 | 160 | 161 | +15 | +6 | +2 | +1 | 168 |
| Nurse/ Midwife Manager | 66 | 71 | 82 | 80 | 81 | +5 | +11 | -1 | +1 | 89 |
| Nurse/ Midwife Specialist & AN/MP | 19 | 23 | 23 | 31 | 32 | +3 | -0 | +9 | +1 | 34 |
| Staff Nurse/ Staff Midwife | 236 | 234 | 260 | 288 | 281 | -2 | +26 | +21 | -7 | 330 |
| Nursing/ Midwifery Student | | | 1 | 3 | 2 | | +1 | +1 | -1 | 2 |
| Nursing/ Midwifery other | 1 | 1 | 1 | 2 | 2 | +1 | -0 | +1 | -0 | 3 |
| Nursing & Midwifery | 322 | 329 | 367 | 404 | 398 | +7 | +38 | +32 | -6 | 458 |
| Therapy Professions | 16 | 19 | 18 | 23 | 22 | +4 | -1 | +4 | -1 | 26 |
| Health Science/ Diagnostics | 48 | 53 | 54 | 57 | 56 | +5 | +1 | +2 | -0 | 63 |
| Social Workers | 4 | 4 | 4 | 5 | 5 | -0 | +0 | +1 | -0 | 6 |
| Pharmacy | 12 | 12 | 12 | 16 | 17 | +0 | -0 | +5 | +1 | 18 |
| H&SC, Other | 2 | 2 | 2 | 3 | 4 | +0 | +0 | +1 | +1 | 4 |
| Health & Social Care Professionals | 81 | 90 | 90 | 104 | 104 | +9 | +0 | +13 | +0 | 117 |
| Management (VIII & above) | 6 | 5 | 6 | 6 | 6 | -1 | +1 | +0 | | 6 |
| Administrative/ Supervisory (V to VII) | 21 | 30 | 29 | 34 | 34 | +9 | -1 | +5 | -0 | 36 |
| Clerical (III & IV) | 84 | 90 | 97 | 104 | 103 | +6 | +7 | +6 | -1 | 111 |
| Management & Administrative | 111 | 125 | 131 | 144 | 143 | +14 | +7 | +11 | -1 | 153 |
| Support | 66 | 70 | 70 | 77 | 77 | +4 | -1 | +7 | +0 | 84 |
| Maintenance/ Technical | 11 | 9 | 10 | 11 | 11 | -2 | +1 | +1 | | 11 |
| General Support | 77 | 79 | 80 | 88 | 88 | +2 | +0 | +8 | +0 | 95 |
| Health Care Assistants | 59 | 66 | 79 | 82 | 85 | +7 | +13 | +6 | +3 | 95 |
| Care, other | 2 | 1 | 1 | | | -1 | | -1 | | |
| Patient & Client Care | 61 | 67 | 80 | 82 | 85 | +6 | +13 | +5 | +3 | 95 |

| Staff Category /Staff Group | WTE Dec 2019 | WTE Dec 2020 | WTE Dec 2021 | WTE Dec 2022 | WTE Jan 2023 | Change Dec 2019 to Dec 20 | Change Dec 2020 to Dec 21 | Change Dec 2021 to Jan 23 | Change Dec 2022 to Jan 23 | Headcount [No.] Jan 2023 |
|---|--------------|--------------|--------------|--------------|--------------|---------------------------|---------------------------|---------------------------|---------------------------|--------------------------|
| Roscommon University | 333 | 367 | 387 | 438 | 430 | +33 | +20 | +43 | -9 | 480 |
| Consultants | 10 | 9 | 10 | 10 | 10 | -1 | +0 | +0 | | 11 |
| Registrars | 7 | 11 | 11 | 10 | 9 | +4 | -0 | -1 | -0 | 10 |
| SHO/ Interns | 12 | 12 | 11 | 12 | 11 | -0 | -1 | | -1 | 11 |
| Medical & Dental | 29 | 32 | 31 | 32 | 30 | +3 | -1 | -1 | -1 | 32 |
| Nurse/ Midwife Manager | 23 | 24 | 27 | 32 | 32 | +1 | +4 | +5 | +0 | 35 |
| Nurse/ Midwife Specialist & AN/MP | 14 | 18 | 21 | 24 | 24 | +5 | +3 | +2 | -0 | 25 |
| Staff Nurse/ Staff Midwife | 88 | 89 | 97 | 132 | 129 | +1 | +7 | +32 | -3 | 148 |
| Nursing/ Midwifery Student | | | | 1 | 0 | | | +0 | -0 | 2 |
| Nursing/ Midwifery other | 1 | 1 | 1 | 1 | 1 | | +0 | -0 | -0 | 1 |
| Nursing & Midwifery | 126 | 132 | 146 | 189 | 186 | +6 | +14 | +40 | -3 | 211 |
| Therapy Professions | 9 | 13 | 11 | 11 | 11 | +4 | -2 | +0 | -0 | 12 |
| Health Science/ Diagnostics | 16 | 18 | 18 | 20 | 20 | +2 | -0 | +2 | -1 | 22 |
| Social Workers | | 1 | 1 | 1 | 1 | +1 | | +0 | -0 | 1 |
| Pharmacy | 1 | 3 | 4 | 3 | 3 | +2 | +1 | -1 | -0 | 4 |
| Health & Social Care Professionals | 26 | 33 | 33 | 35 | 34 | +8 | -1 | +1 | -1 | 39 |
| Management (VIII & above) | 1 | 1 | 1 | 1 | 1 | | | | | 1 |
| Administrative/ Supervisory (V to VII) | 11 | 15 | 16 | 16 | 17 | +4 | +2 | +1 | +1 | 18 |
| Clerical (III & IV) | 48 | 50 | 55 | 54 | 51 | +3 | +5 | -4 | -3 | 55 |
| Management & Administrative | 59 | 66 | 73 | 71 | 69 | +7 | +7 | -3 | -2 | 74 |
| Support | 62 | 66 | 65 | 67 | 65 | +3 | -0 | -0 | -2 | 74 |
| Maintenance/ Technical | 9 | 10 | 9 | 9 | 9 | +1 | -1 | | +0 | 9 |
| General Support | 71 | 75 | 74 | 75 | 74 | +4 | -1 | -0 | -1 | 83 |
| Health Care Assistants | 22 | 27 | 30 | 36 | 36 | +6 | +3 | +6 | +0 | 40 |
| Care, other | 1 | 1 | 1 | 1 | 1 | | | | -0 | 1 |
| Patient & Client Care | 22 | 28 | 31 | 36 | 36 | +6 | +3 | +6 | +0 | 41 |

| Staff Category /Staff Group | WTE Dec 2019 | WTE Dec 2020 | WTE Dec 2021 | WTE Dec 2022 | WTE Jan 2023 | Change Dec 2019 to Dec 20 | Change Dec 2020 to Dec 21 | Change Dec 2021 to Jan 23 | Change Dec 2022 to Jan 23 | Headcount [No.] Jan 2023 |
|---|--------------|--------------|--------------|--------------|--------------|---------------------------|---------------------------|---------------------------|---------------------------|--------------------------|
| Rotunda | 892 | 929 | 919 | 988 | 992 | +37 | -10 | +73 | +4 | 1,201 |
| Consultants | 44 | 47 | 47 | 53 | 52 | +3 | +1 | +5 | -0 | 56 |
| Registrars | 49 | 50 | 53 | 59 | 58 | +1 | +3 | +5 | -1 | 78 |
| SHO/ Interns | 20 | 24 | 25 | 25 | 26 | +4 | +1 | +1 | +1 | 41 |
| Medical & Dental | 113 | 121 | 125 | 136 | 136 | +8 | +5 | +11 | -0 | 175 |
| Nurse/ Midwife Manager | 94 | 99 | 112 | 123 | 125 | +5 | +14 | +12 | +1 | 147 |
| Nurse/ Midwife Specialist & AN/MP | 15 | 17 | 17 | 21 | 20 | +3 | -0 | +3 | -1 | 24 |
| Staff Nurse/ Staff Midwife | 257 | 264 | 237 | 240 | 251 | +8 | -28 | +14 | +11 | 293 |
| Nursing/ Midwifery Student | 24 | 22 | 16 | 36 | 29 | -2 | -6 | +13 | -7 | 42 |
| Nursing/ Midwifery other | 2 | 2 | 2 | | | | +1 | -2 | | |
| Nursing & Midwifery | 391 | 404 | 385 | 420 | 425 | +14 | -20 | +40 | +5 | 506 |
| Therapy Professions | 9 | 9 | 12 | 17 | 17 | -1 | +3 | +5 | +0 | 23 |
| Health Science/ Diagnostics | 46 | 46 | 45 | 49 | 49 | +0 | -2 | +4 | -1 | 52 |
| Social Workers | 8 | 9 | 8 | 9 | 9 | +1 | -1 | +1 | +0 | 10 |
| Psychologists | 1 | 2 | 2 | 1 | 1 | +1 | | -1 | -0 | 1 |
| Pharmacy | 10 | 11 | 9 | 10 | 10 | +1 | -2 | +1 | -0 | 11 |
| Health & Social Care Professionals | 74 | 77 | 75 | 86 | 85 | +3 | -1 | +10 | -1 | 97 |
| Management (VIII & above) | 8 | 8 | 9 | 10 | 10 | | +1 | +1 | +0 | 10 |
| Administrative/ Supervisory (V to VII) | 57 | 63 | 62 | 64 | 64 | +6 | -1 | +2 | +0 | 70 |
| Clerical (III & IV) | 82 | 79 | 77 | 79 | 76 | -3 | -2 | -1 | -3 | 91 |
| Management & Administrative | 147 | 150 | 148 | 152 | 150 | +3 | -2 | +2 | -2 | 171 |
| Support | 119 | 128 | 125 | 131 | 134 | +8 | -2 | +8 | +3 | 157 |
| Maintenance/ Technical | 6 | 5 | 6 | 7 | 7 | -1 | +1 | +1 | | 7 |
| General Support | 125 | 133 | 131 | 138 | 141 | +7 | -1 | +9 | +3 | 164 |
| Health Care Assistants | 41 | 43 | 53 | 54 | 54 | +2 | +10 | +0 | -0 | 87 |
| Care, other | 1 | 1 | 1 | 1 | 1 | | | | | 1 |
| Patient & Client Care | 42 | 44 | 54 | 55 | 55 | +2 | +10 | +0 | -0 | 88 |

| Staff Category /Staff Group | WTE Dec 2019 | WTE Dec 2020 | WTE Dec 2021 | WTE Dec 2022 | WTE Jan 2023 | Change Dec 2019 to Dec 20 | Change Dec 2020 to Dec 21 | Change Dec 2021 to Jan 23 | Change Dec 2022 to Jan 23 | Headcount [No.] Jan 2023 |
|---|--------------|--------------|--------------|--------------|--------------|---------------------------|---------------------------|---------------------------|---------------------------|--------------------------|
| Royal Victoria Eye & Ear | 291 | 313 | 332 | 357 | 353 | +22 | +18 | +21 | -4 | 405 |
| Consultants | 23 | 26 | 28 | 29 | 29 | +3 | +1 | +1 | | 33 |
| Registrars | 20 | 22 | 26 | 26 | 25 | +2 | +4 | -1 | -1 | 25 |
| SHO/ Interns | 16 | 15 | 16 | 14 | 13 | -1 | +1 | -2 | -0 | 15 |
| Medical/ Dental, other | 5 | 5 | 4 | 5 | 5 | +0 | -1 | +0 | | 8 |
| Medical & Dental | 63 | 67 | 73 | 73 | 71 | +5 | +6 | -2 | -1 | 81 |
| Nurse/ Midwife Manager | 24 | 25 | 25 | 27 | 27 | +1 | +1 | +2 | | 27 |
| Nurse/ Midwife Specialist & AN/MP | 9 | 13 | 15 | 17 | 16 | +4 | +2 | +1 | -1 | 19 |
| Staff Nurse/ Staff Midwife | 81 | 82 | 86 | 90 | 88 | +1 | +4 | +3 | -2 | 102 |
| Nursing/ Midwifery other | 2 | 1 | 1 | 2 | 2 | -1 | | +1 | | 2 |
| Nursing & Midwifery | 115 | 120 | 127 | 137 | 134 | +5 | +7 | +7 | -3 | 150 |
| Therapy Professions | 3 | 3 | 3 | 3 | 3 | -0 | | +0 | | 5 |
| Health Science/ Diagnostics | 2 | 2 | 1 | 3 | 4 | +1 | -1 | +2 | +1 | 5 |
| Social Workers | 2 | 1 | 2 | 1 | 1 | -1 | +1 | -1 | | 1 |
| Pharmacy | 3 | 4 | 3 | 3 | 3 | +1 | -1 | | | 3 |
| H&SC, Other | 4 | 4 | 4 | 5 | 5 | | +1 | +0 | | 6 |
| Health & Social Care Professionals | 13 | 14 | 13 | 14 | 15 | +0 | -1 | +1 | +1 | 20 |
| Management (VIII & above) | 3 | 4 | 4 | 5 | 5 | +1 | | +1 | | 5 |
| Administrative/ Supervisory (V to VII) | 24 | 28 | 31 | 39 | 40 | +4 | +4 | +8 | +1 | 43 |
| Clerical (III & IV) | 36 | 38 | 41 | 42 | 41 | +2 | +3 | -0 | -1 | 52 |
| Management & Administrative | 63 | 70 | 76 | 86 | 85 | +7 | +6 | +9 | -0 | 100 |
| Support | 28 | 29 | 27 | 34 | 33 | +2 | -2 | +6 | -1 | 39 |
| General Support | 28 | 29 | 27 | 34 | 33 | +2 | -2 | +6 | -1 | 39 |
| Health Care Assistants | 9 | 13 | 15 | 14 | 14 | +4 | +2 | -1 | | 15 |
| Patient & Client Care | 9 | 13 | 15 | 14 | 14 | +4 | +2 | -1 | | 15 |

| Staff Category /Staff Group | WTE Dec 2019 | WTE Dec 2020 | WTE Dec 2021 | WTE Dec 2022 | WTE Jan 2023 | Change Dec 2019 to Dec 20 | Change Dec 2020 to Dec 21 | Change Dec 2021 to Jan 23 | Change Dec 2022 to Jan 23 | Headcount [No.] Jan 2023 |
|---|--------------|--------------|--------------|--------------|--------------|---------------------------|---------------------------|---------------------------|---------------------------|--------------------------|
| Sligo University | 1,688 | 1,766 | 1,924 | 1,993 | 2,013 | +78 | +158 | +89 | +20 | 2,312 |
| Consultants | 77 | 80 | 84 | 87 | 88 | +3 | +4 | +4 | +1 | 90 |
| Registrars | 72 | 75 | 77 | 79 | 81 | +3 | +1 | +4 | +2 | 91 |
| SHO/ Interns | 82 | 93 | 99 | 103 | 99 | +11 | +6 | +1 | -4 | 125 |
| Medical/ Dental, other | 6 | 6 | 7 | 5 | 5 | +0 | +1 | -2 | +0 | 7 |
| Medical & Dental | 237 | 254 | 266 | 274 | 273 | +17 | +12 | +7 | -1 | 313 |
| Nurse/ Midwife Manager | 106 | 103 | 116 | 124 | 121 | -3 | +13 | +5 | -3 | 136 |
| Nurse/ Midwife Specialist & AN/MP | 40 | 42 | 49 | 55 | 56 | +2 | +7 | +8 | +1 | 61 |
| Staff Nurse/ Staff Midwife | 494 | 506 | 562 | 577 | 584 | +12 | +55 | +22 | +7 | 691 |
| Nursing/ Midwifery Student | 21 | 28 | 14 | 2 | 6 | +7 | -14 | -7 | +5 | 36 |
| Nursing/ Midwifery other | 8 | 7 | 7 | 11 | 12 | -1 | -0 | +5 | +1 | 13 |
| Nursing & Midwifery | 669 | 685 | 746 | 768 | 779 | +17 | +61 | +32 | +11 | 937 |
| Therapy Professions | 52 | 53 | 64 | 67 | 68 | +1 | +12 | +4 | +1 | 74 |
| Health Science/ Diagnostics | 93 | 94 | 100 | 109 | 108 | +2 | +6 | +7 | -1 | 119 |
| Social Workers | | | | 2 | 2 | | | +2 | -0 | 2 |
| Psychologists | | | | 1 | 1 | | | +1 | +0 | 1 |
| Pharmacy | 38 | 38 | 41 | 42 | 43 | -0 | +3 | +2 | +0 | 47 |
| H&SC, Other | 3 | 2 | 13 | 6 | 8 | -1 | +11 | -5 | +2 | 9 |
| Health & Social Care Professionals | 186 | 187 | 219 | 227 | 229 | +1 | +32 | +10 | +2 | 252 |
| Management (VIII & above) | 8 | 8 | 9 | 9 | 10 | +0 | +1 | +1 | +1 | 10 |
| Administrative/ Supervisory (V to VII) | 27 | 34 | 41 | 49 | 54 | +7 | +6 | +14 | +5 | 57 |
| Clerical (III & IV) | 195 | 193 | 224 | 217 | 219 | -2 | +31 | -5 | +2 | 240 |
| Management & Administrative | 230 | 236 | 274 | 275 | 283 | +6 | +38 | +9 | +8 | 307 |
| Support | 201 | 213 | 212 | 222 | 220 | +12 | -1 | +9 | -2 | 253 |
| Maintenance/ Technical | 15 | 13 | 12 | 14 | 15 | -2 | -0 | +3 | +1 | 16 |
| General Support | 215 | 226 | 224 | 236 | 236 | +10 | -2 | +12 | -1 | 269 |
| Health Care Assistants | 141 | 148 | 163 | 178 | 178 | +8 | +14 | +15 | +0 | 195 |
| Care, other | 10 | 30 | 33 | 36 | 36 | +20 | +3 | +3 | +0 | 39 |
| Patient & Client Care | 151 | 178 | 195 | 213 | 214 | +27 | +17 | +18 | +0 | 234 |

| Staff Category /Staff Group | WTE Dec 2019 | WTE Dec 2020 | WTE Dec 2021 | WTE Dec 2022 | WTE Jan 2023 | Change Dec 2019 to Dec 20 | Change Dec 2020 to Dec 21 | Change Dec 2021 to Jan 23 | Change Dec 2022 to Jan 23 | Headcount [No.] Jan 2023 |
|---|--------------|--------------|--------------|--------------|--------------|---------------------------|---------------------------|---------------------------|---------------------------|--------------------------|
| South Infirmary Victoria University | 787 | 804 | 842 | 844 | 856 | +18 | +38 | +14 | +12 | 1,017 |
| Consultants | 32 | 32 | 34 | 37 | 37 | +1 | +2 | +3 | | 42 |
| Registrars | 20 | 24 | 21 | 23 | 23 | +3 | -2 | +2 | | 23 |
| SHO/ Interns | 27 | 30 | 29 | 29 | 29 | +3 | -1 | | | 29 |
| Medical & Dental | 79 | 86 | 85 | 89 | 89 | +7 | -1 | +4 | | 94 |
| Nurse/ Midwife Manager | 66 | 65 | 72 | 67 | 67 | -1 | +7 | -5 | -0 | 79 |
| Nurse/ Midwife Specialist & AN/MP | 11 | 12 | 15 | 18 | 19 | +1 | +3 | +4 | +1 | 21 |
| Staff Nurse/ Staff Midwife | 223 | 221 | 225 | 224 | 231 | -2 | +4 | +6 | +6 | 290 |
| Nursing/ Midwifery Student | | | 1 | | | | +1 | -1 | | |
| Nursing/ Midwifery other | 2 | 2 | 2 | 3 | 3 | | | +0 | | 3 |
| Nursing & Midwifery | 302 | 300 | 315 | 313 | 320 | -2 | +15 | +4 | +7 | 393 |
| Therapy Professions | 40 | 46 | 46 | 47 | 47 | +5 | +0 | +1 | | 63 |
| Health Science/ Diagnostics | 23 | 24 | 24 | 24 | 24 | +1 | -0 | +0 | | 38 |
| Social Workers | 3 | 3 | 3 | 3 | 3 | | | -0 | | 3 |
| Psychologists | 1 | 1 | 1 | | | | | -1 | | |
| Pharmacy | 10 | 14 | 15 | 17 | 17 | +3 | +1 | +2 | | 19 |
| Health & Social Care Professionals | 77 | 86 | 88 | 90 | 90 | +10 | +1 | +2 | | 123 |
| Management (VIII & above) | 7 | 7 | 7 | 8 | 8 | | | +1 | | 8 |
| Administrative/ Supervisory (V to VII) | 41 | 45 | 45 | 51 | 51 | +4 | +1 | +6 | | 59 |
| Clerical (III & IV) | 142 | 139 | 154 | 150 | 153 | -3 | +14 | -0 | +3 | 166 |
| Management & Administrative | 190 | 191 | 206 | 210 | 212 | +1 | +15 | +6 | +3 | 233 |
| Support | 99 | 108 | 114 | 107 | 110 | +9 | +6 | -4 | +3 | 134 |
| Maintenance/ Technical | 4 | 4 | 4 | 4 | 4 | | | | | 4 |
| General Support | 103 | 112 | 118 | 111 | 114 | +9 | +6 | -4 | +3 | 138 |
| Health Care Assistants | 36 | 28 | 30 | 31 | 31 | -7 | +1 | +1 | | 36 |
| Patient & Client Care | 36 | 28 | 30 | 31 | 31 | -7 | +1 | +1 | | 36 |

| Staff Category /Staff Group | WTE Dec 2019 | WTE Dec 2020 | WTE Dec 2021 | WTE Dec 2022 | WTE Jan 2023 | Change Dec 2019 to Dec 20 | Change Dec 2020 to Dec 21 | Change Dec 2021 to Jan 23 | Change Dec 2022 to Jan 23 | Headcount [No.] Jan 2023 |
|---|--------------|--------------|--------------|--------------|--------------|---------------------------|---------------------------|---------------------------|---------------------------|--------------------------|
| South Tipperary General | 868 | 968 | 1,022 | 1,062 | 1,072 | +101 | +54 | +50 | +10 | 1,209 |
| Consultants | 31 | 35 | 37 | 36 | 36 | +4 | +2 | -1 | +0 | 38 |
| Registrars | 46 | 49 | 49 | 53 | 52 | +3 | +1 | +2 | -1 | 52 |
| SHO/ Interns | 51 | 54 | 57 | 54 | 53 | +4 | +3 | -4 | -1 | 55 |
| Medical/ Dental, other | 1 | 0 | 0 | 1 | 1 | -1 | | +1 | -1 | 2 |
| Medical & Dental | 128 | 138 | 144 | 144 | 142 | +9 | +6 | -2 | -2 | 147 |
| Nurse/ Midwife Manager | 80 | 77 | 81 | 81 | 79 | -3 | +4 | -2 | -2 | 88 |
| Nurse/ Midwife Specialist & AN/MP | 17 | 21 | 23 | 24 | 24 | +4 | +2 | +1 | +0 | 26 |
| Staff Nurse/ Staff Midwife | 287 | 319 | 345 | 361 | 360 | +32 | +26 | +15 | -1 | 418 |
| Nursing/ Midwifery Student | | 11 | | 0 | 1 | +11 | -11 | +1 | +0 | 8 |
| Nursing & Midwifery | 384 | 428 | 449 | 467 | 464 | +44 | +21 | +15 | -3 | 540 |
| Therapy Professions | 23 | 28 | 29 | 28 | 28 | +5 | +1 | -0 | +1 | 33 |
| Health Science/ Diagnostics | 26 | 41 | 41 | 40 | 44 | +15 | -1 | +3 | +4 | 50 |
| Social Workers | 1 | 3 | 3 | 3 | 3 | +2 | -0 | -0 | +0 | 3 |
| Pharmacy | 11 | 13 | 15 | 17 | 18 | +2 | +2 | +4 | +1 | 21 |
| Health & Social Care Professionals | 61 | 85 | 87 | 88 | 93 | +24 | +2 | +6 | +5 | 107 |
| Management (VIII & above) | 2 | 1 | 4 | 3 | 3 | -1 | +3 | -1 | +0 | 3 |
| Administrative/ Supervisory (V to VII) | 17 | 26 | 26 | 35 | 36 | +9 | -1 | +10 | +1 | 37 |
| Clerical (III & IV) | 111 | 108 | 106 | 106 | 111 | -3 | -2 | +5 | +5 | 127 |
| Management & Administrative | 130 | 135 | 136 | 144 | 149 | +5 | +0 | +14 | +6 | 167 |
| Support | 92 | 109 | 124 | 131 | 134 | +17 | +16 | +10 | +3 | 149 |
| Maintenance/ Technical | 4 | 6 | 5 | 5 | 5 | +2 | -1 | -1 | +0 | 5 |
| General Support | 96 | 115 | 130 | 136 | 139 | +19 | +15 | +9 | +3 | 154 |
| Health Care Assistants | 67 | 67 | 76 | 85 | 85 | +0 | +9 | +9 | +0 | 94 |
| Care, other | 1 | 0 | | | | -1 | -0 | | | |
| Patient & Client Care | 67 | 67 | 76 | 85 | 85 | -0 | +9 | +9 | +0 | 94 |

| Staff Category /Staff Group | WTE Dec 2019 | WTE Dec 2020 | WTE Dec 2021 | WTE Dec 2022 | WTE Jan 2023 | Change Dec 2019 to Dec 20 | Change Dec 2020 to Dec 21 | Change Dec 2021 to Jan 23 | Change Dec 2022 to Jan 23 | Headcount [No.] Jan 2023 |
|---|--------------|--------------|--------------|--------------|--------------|---------------------------|---------------------------|---------------------------|---------------------------|--------------------------|
| St. Columcille's | 452 | 457 | 469 | 469 | 482 | +5 | +12 | +12 | +12 | 541 |
| Consultants | 19 | 16 | 17 | 20 | 20 | -3 | +1 | +3 | +0 | 20 |
| Registrars | 10 | 10 | 10 | 11 | 13 | +0 | | +3 | +2 | 16 |
| SHO/ Interns | 14 | 16 | 14 | 13 | 10 | +2 | -2 | -4 | -3 | 17 |
| Medical & Dental | 43 | 42 | 42 | 44 | 43 | -1 | -1 | +1 | -1 | 53 |
| Nurse/ Midwife Manager | 33 | 34 | 34 | 38 | 38 | +2 | -1 | +5 | +1 | 41 |
| Nurse/ Midwife Specialist & AN/MP | 9 | 8 | 11 | 12 | 11 | -1 | +3 | +0 | -1 | 12 |
| Staff Nurse/ Staff Midwife | 119 | 113 | 111 | 111 | 114 | -6 | -2 | +3 | +3 | 124 |
| Nursing/ Midwifery other | 2 | 1 | 1 | | | -1 | | -1 | | |
| Nursing & Midwifery | 162 | 156 | 156 | 161 | 164 | -6 | +1 | +7 | +3 | 177 |
| Therapy Professions | 31 | 35 | 39 | 37 | 36 | +3 | +4 | -3 | -1 | 45 |
| Health Science/ Diagnostics | 18 | 21 | 20 | 21 | 21 | +2 | -0 | +1 | +0 | 25 |
| Social Workers | 5 | 6 | 6 | 7 | 7 | +1 | -0 | +1 | +0 | 8 |
| Psychologists | 2 | 2 | 4 | 3 | 3 | -0 | +2 | -1 | | 4 |
| Pharmacy | 5 | 5 | 6 | 6 | 6 | +0 | +1 | -0 | +0 | 8 |
| Health & Social Care Professionals | 62 | 68 | 75 | 73 | 73 | +7 | +7 | -2 | -0 | 90 |
| Management (VIII & above) | 1 | 2 | 2 | 2 | 2 | +1 | | | +0 | 2 |
| Administrative/ Supervisory (V to VII) | 14 | 13 | 12 | 18 | 19 | -1 | -1 | +7 | +2 | 20 |
| Clerical (III & IV) | 54 | 58 | 63 | 59 | 60 | +4 | +5 | -3 | +2 | 67 |
| Management & Administrative | 69 | 73 | 77 | 78 | 82 | +4 | +4 | +5 | +3 | 89 |
| Support | 57 | 60 | 59 | 53 | 59 | +4 | -1 | +0 | +7 | 67 |
| Maintenance/ Technical | 1 | 1 | 1 | 1 | 1 | | | | +0 | 1 |
| General Support | 58 | 61 | 60 | 54 | 60 | +4 | -1 | +0 | +7 | 68 |
| Health Care Assistants | 59 | 54 | 56 | 56 | 57 | -4 | +2 | +1 | +1 | 61 |
| Care, other | | 3 | 3 | 3 | 3 | +3 | +0 | -0 | +0 | 3 |
| Patient & Client Care | 59 | 57 | 59 | 59 | 60 | -2 | +2 | +1 | +1 | 64 |

| Staff Category /Staff Group | WTE Dec 2019 | WTE Dec 2020 | WTE Dec 2021 | WTE Dec 2022 | WTE Jan 2023 | Change Dec 2019 to Dec 20 | Change Dec 2020 to Dec 21 | Change Dec 2021 to Jan 23 | Change Dec 2022 to Jan 23 | Headcount [No.] Jan 2023 |
|---|--------------|--------------|--------------|--------------|--------------|---------------------------|---------------------------|---------------------------|---------------------------|--------------------------|
| St. James's | 4,058 | 4,266 | 4,456 | 4,576 | 4,604 | +208 | +190 | +149 | +28 | 5,154 |
| Consultants | 195 | 212 | 219 | 247 | 248 | +17 | +6 | +30 | +1 | 264 |
| Registrars | 184 | 205 | 202 | 219 | 218 | +21 | -3 | +16 | -1 | 254 |
| SHO/ Interns | 157 | 176 | 184 | 177 | 177 | +19 | +8 | -7 | +0 | 225 |
| Medical/ Dental, other | 5 | 6 | 5 | 8 | 6 | +1 | -0 | +1 | -2 | 8 |
| Medical & Dental | 541 | 598 | 610 | 651 | 650 | +58 | +12 | +39 | -1 | 751 |
| Nurse/ Midwife Manager | 345 | 348 | 367 | 360 | 356 | +3 | +20 | -12 | -5 | 395 |
| Nurse/ Midwife Specialist & AN/MP | 80 | 95 | 109 | 131 | 141 | +16 | +13 | +32 | +10 | 163 |
| Staff Nurse/ Staff Midwife | 1,125 | 1,179 | 1,186 | 1,199 | 1,210 | +54 | +7 | +24 | +11 | 1,303 |
| Nursing/ Midwifery Student | 1 | 7 | 4 | 7 | 7 | +6 | -2 | +3 | +0 | 10 |
| Nursing/ Midwifery other | 12 | 13 | 12 | 10 | 10 | +1 | -1 | -2 | +1 | 11 |
| Nursing & Midwifery | 1,562 | 1,643 | 1,679 | 1,707 | 1,724 | +80 | +36 | +45 | +17 | 1,882 |
| Therapy Professions | 151 | 164 | 172 | 174 | 174 | +12 | +8 | +2 | +0 | 193 |
| Health Science/ Diagnostics | 339 | 323 | 337 | 359 | 357 | -16 | +15 | +20 | -2 | 388 |
| Social Workers | 43 | 46 | 45 | 47 | 46 | +3 | -1 | +1 | -0 | 54 |
| Psychologists | 5 | 5 | 5 | 6 | 7 | -0 | +0 | +2 | +0 | 7 |
| Pharmacy | 97 | 109 | 109 | 99 | 100 | +12 | -1 | -9 | +1 | 106 |
| H&SC, Other | 26 | 36 | 43 | 37 | 39 | +10 | +7 | -5 | +2 | 43 |
| Health & Social Care Professionals | 662 | 682 | 711 | 722 | 723 | +20 | +29 | +11 | +1 | 791 |
| Management (VIII & above) | 40 | 43 | 53 | 56 | 56 | +3 | +9 | +3 | -1 | 58 |
| Administrative/ Supervisory (V to VII) | 176 | 185 | 200 | 209 | 218 | +10 | +15 | +17 | +9 | 229 |
| Clerical (III & IV) | 371 | 378 | 401 | 423 | 421 | +8 | +23 | +20 | -3 | 491 |
| Management & Administrative | 587 | 607 | 654 | 688 | 694 | +20 | +47 | +40 | +6 | 778 |
| Support | 278 | 277 | 296 | 284 | 286 | -1 | +19 | -10 | +1 | 344 |
| Maintenance/ Technical | 59 | 56 | 52 | 52 | 53 | -3 | -4 | +1 | +1 | 53 |
| General Support | 336 | 332 | 348 | 336 | 339 | -4 | +16 | -10 | +3 | 397 |
| Health Care Assistants | 360 | 392 | 437 | 455 | 456 | +32 | +45 | +19 | +2 | 530 |
| Care, other | 9 | 10 | 16 | 18 | 19 | +1 | +6 | +3 | +1 | 25 |
| Patient & Client Care | 370 | 403 | 454 | 472 | 476 | +33 | +51 | +22 | +3 | 555 |

| Staff Category /Staff Group | WTE Dec 2019 | WTE Dec 2020 | WTE Dec 2021 | WTE Dec 2022 | WTE Jan 2023 | Change Dec 2019 to Dec 20 | Change Dec 2020 to Dec 21 | Change Dec 2021 to Jan 23 | Change Dec 2022 to Jan 23 | Headcount [No.] Jan 2023 |
|---|--------------|--------------|--------------|--------------|--------------|---------------------------|---------------------------|---------------------------|---------------------------|--------------------------|
| St. John's Limerick | 311 | 321 | 318 | 332 | 337 | +9 | -3 | +19 | +5 | 372 |
| Consultants | 8 | 8 | 7 | 4 | 4 | +0 | -1 | -3 | | 5 |
| Registrars | 9 | 10 | 10 | 13 | 12 | +1 | | +2 | -1 | 12 |
| SHO/ Interns | 7 | 11 | 8 | 7 | 9 | +4 | -3 | +1 | +2 | 9 |
| Medical & Dental | 24 | 29 | 25 | 24 | 25 | +5 | -4 | +0 | +1 | 26 |
| Nurse/ Midwife Manager | 24 | 25 | 28 | 32 | 31 | +1 | +2 | +3 | -0 | 35 |
| Nurse/ Midwife Specialist & AN/MP | 8 | 9 | 8 | 8 | 7 | +1 | -1 | -1 | -1 | 8 |
| Staff Nurse/ Staff Midwife | 93 | 92 | 89 | 92 | 92 | -1 | -4 | +4 | +1 | 103 |
| Nursing/ Midwifery other | 1 | | 1 | 1 | 1 | -1 | +1 | | | 1 |
| Nursing & Midwifery | 127 | 127 | 126 | 132 | 132 | +0 | -1 | +6 | -1 | 147 |
| Therapy Professions | 5 | 6 | 5 | 6 | 6 | +1 | -1 | +2 | | 7 |
| Health Science/ Diagnostics | 12 | 10 | 12 | 12 | 11 | -2 | +2 | -0 | -0 | 13 |
| Pharmacy | 4 | 6 | 5 | 6 | 6 | +2 | -1 | +1 | | 8 |
| Health & Social Care Professionals | 21 | 22 | 21 | 24 | 24 | +1 | -0 | +3 | -0 | 28 |
| Management (VIII & above) | 7 | 7 | 7 | 8 | 8 | | | +1 | | 8 |
| Administrative/ Supervisory (V to VII) | 16 | 20 | 19 | 21 | 21 | +4 | -1 | +2 | | 22 |
| Clerical (III & IV) | 45 | 41 | 42 | 43 | 47 | -4 | +1 | +5 | +4 | 52 |
| Management & Administrative | 68 | 68 | 68 | 72 | 76 | +0 | | +8 | +4 | 82 |
| Support | 40 | 41 | 39 | 38 | 39 | +1 | -2 | -0 | +1 | 46 |
| Maintenance/ Technical | 2 | 2 | 1 | 2 | 2 | | -1 | +1 | | 2 |
| General Support | 42 | 43 | 40 | 40 | 41 | +1 | -3 | +1 | +1 | 48 |
| Health Care Assistants | 29 | 31 | 37 | 38 | 38 | +2 | +6 | +1 | -0 | 40 |
| Care, other | 1 | 1 | 1 | 1 | 1 | | | | | 1 |
| Patient & Client Care | 30 | 32 | 38 | 39 | 39 | +2 | +6 | +1 | -0 | 41 |

| Staff Category /Staff Group | WTE Dec 2019 | WTE Dec 2020 | WTE Dec 2021 | WTE Dec 2022 | WTE Jan 2023 | Change Dec 2019 to Dec 20 | Change Dec 2020 to Dec 21 | Change Dec 2021 to Jan 23 | Change Dec 2022 to Jan 23 | Headcount [No.] Jan 2023 |
|---|--------------|--------------|--------------|--------------|--------------|---------------------------|---------------------------|---------------------------|---------------------------|--------------------------|
| St Luke's General Kilkenny | 1,119 | 1,185 | 1,211 | 1,290 | 1,300 | +66 | +26 | +89 | +9 | 1,474 |
| Consultants | 39 | 41 | 41 | 43 | 44 | +2 | +1 | +3 | +1 | 44 |
| Registrars | 57 | 64 | 60 | 60 | 63 | +8 | -4 | +2 | +3 | 64 |
| SHO/ Interns | 58 | 54 | 65 | 71 | 64 | -5 | +11 | -1 | -6 | 65 |
| Medical/ Dental, other | 7 | 7 | 9 | 8 | 8 | +0 | +2 | -1 | | 9 |
| Medical & Dental | 161 | 166 | 176 | 181 | 179 | +5 | +10 | +4 | -2 | 182 |
| Nurse/ Midwife Manager | 85 | 84 | 85 | 96 | 97 | -0 | +1 | +11 | +1 | 113 |
| Nurse/ Midwife Specialist & AN/MP | 20 | 24 | 28 | 31 | 31 | +4 | +4 | +3 | +1 | 36 |
| Staff Nurse/ Staff Midwife | 304 | 318 | 331 | 355 | 356 | +14 | +13 | +25 | +1 | 431 |
| Nursing/ Midwifery Student | | 1 | 3 | | 1 | +1 | +2 | -2 | +1 | 8 |
| Nursing/ Midwifery other | 1 | 1 | 1 | 2 | 2 | -0 | -0 | +1 | +0 | 2 |
| Nursing & Midwifery | 410 | 429 | 447 | 483 | 487 | +19 | +19 | +39 | +4 | 590 |
| Therapy Professions | 35 | 43 | 39 | 35 | 34 | +9 | -4 | -5 | -1 | 40 |
| Health Science/ Diagnostics | 49 | 51 | 50 | 62 | 63 | +2 | -1 | +13 | +1 | 73 |
| Social Workers | | | 1 | 1 | 1 | | +1 | +0 | +0 | 1 |
| Pharmacy | 18 | 18 | 20 | 21 | 23 | -0 | +2 | +3 | +2 | 27 |
| Health & Social Care Professionals | 102 | 113 | 111 | 119 | 121 | +11 | -2 | +11 | +2 | 141 |
| Management (VIII & above) | 3 | 6 | 7 | 7 | 7 | +3 | +1 | | +0 | 7 |
| Administrative/ Supervisory (V to VII) | 14 | 20 | 29 | 34 | 36 | +5 | +10 | +6 | +1 | 37 |
| Clerical (III & IV) | 136 | 133 | 126 | 124 | 129 | -3 | -7 | +3 | +4 | 141 |
| Management & Administrative | 154 | 159 | 162 | 166 | 171 | +5 | +4 | +9 | +6 | 185 |
| Support | 202 | 170 | 169 | 171 | 171 | -31 | -1 | +2 | +0 | 196 |
| Maintenance/ Technical | 13 | 15 | 13 | 15 | 15 | +2 | -2 | +2 | +0 | 15 |
| General Support | 215 | 186 | 182 | 186 | 186 | -29 | -3 | +4 | +0 | 211 |
| Health Care Assistants | 75 | 131 | 130 | 152 | 152 | +56 | -1 | +22 | -0 | 162 |
| Care, other | 2 | 2 | 2 | 2 | 2 | | | | +0 | 3 |
| Patient & Client Care | 77 | 133 | 132 | 155 | 155 | +56 | -1 | +22 | -0 | 165 |

| Staff Category /Staff Group | WTE Dec 2019 | WTE Dec 2020 | WTE Dec 2021 | WTE Dec 2022 | WTE Jan 2023 | Change Dec 2019 to Dec 20 | Change Dec 2020 to Dec 21 | Change Dec 2021 to Jan 23 | Change Dec 2022 to Jan 23 | Headcount [No.] Jan 2023 |
|---|--------------|--------------|--------------|--------------|--------------|---------------------------|---------------------------|---------------------------|---------------------------|--------------------------|
| St. Luke's Rathgar | 544 | 542 | 541 | 547 | 555 | -2 | -2 | +15 | +8 | 590 |
| Consultants | 24 | 22 | 22 | 22 | 22 | -2 | | | | 24 |
| Registrars | 19 | 16 | 11 | 13 | 11 | -3 | -5 | | -2 | 11 |
| SHO/ Interns | 13 | 12 | 15 | 18 | 19 | -1 | +3 | +4 | +1 | 19 |
| Medical & Dental | 56 | 50 | 48 | 53 | 52 | -6 | -2 | +4 | -1 | 54 |
| Nurse/ Midwife Manager | 21 | 27 | 28 | 25 | 26 | +6 | +1 | -3 | +1 | 26 |
| Nurse/ Midwife Specialist & AN/MP | 13 | 14 | 13 | 13 | 13 | +1 | -1 | | | 13 |
| Staff Nurse/ Staff Midwife | 43 | 39 | 41 | 39 | 39 | -4 | +2 | -2 | | 45 |
| Nursing & Midwifery | 77 | 81 | 83 | 77 | 78 | +3 | +2 | -5 | +1 | 84 |
| Therapy Professions | 9 | 9 | 9 | 12 | 12 | +1 | | +3 | | 13 |
| Health Science/ Diagnostics | 195 | 205 | 190 | 192 | 196 | +11 | -15 | +6 | +4 | 210 |
| Social Workers | 5 | 5 | 5 | 4 | 5 | | | | +1 | 5 |
| Psychologists | 3 | 3 | 5 | 5 | 5 | | +2 | | | 5 |
| Pharmacy | 2 | 1 | 3 | 3 | 4 | -1 | +2 | +1 | +1 | 4 |
| H&SC, Other | 1 | 4 | 6 | 6 | 6 | +3 | +2 | | | 6 |
| Health & Social Care Professionals | 214 | 228 | 219 | 222 | 228 | +14 | -9 | +10 | +6 | 243 |
| Management (VIII & above) | 6 | 5 | 6 | 6 | 6 | -1 | +1 | | | 6 |
| Administrative/ Supervisory (V to VII) | 34 | 36 | 33 | 32 | 32 | +2 | -3 | -1 | | 34 |
| Clerical (III & IV) | 64 | 57 | 66 | 72 | 73 | -7 | +9 | +7 | +1 | 82 |
| Management & Administrative | 104 | 98 | 105 | 110 | 111 | -6 | +7 | +6 | +1 | 122 |
| Support | 60 | 57 | 54 | 54 | 56 | -3 | -4 | +2 | +2 | 57 |
| Maintenance/ Technical | 5 | 5 | 6 | 5 | 5 | | +1 | -1 | | 5 |
| General Support | 65 | 62 | 60 | 59 | 61 | -3 | -3 | +1 | +2 | 62 |
| Health Care Assistants | 27 | 23 | 25 | 24 | 23 | -5 | +2 | -2 | -1 | 23 |
| Care, other | 1 | 1 | 2 | 2 | 2 | | +1 | | | 2 |
| Patient & Client Care | 28 | 23 | 26 | 26 | 25 | -5 | +3 | -2 | -1 | 25 |

| Staff Category /Staff Group | WTE Dec 2019 | WTE Dec 2020 | WTE Dec 2021 | WTE Dec 2022 | WTE Jan 2023 | Change Dec 2019 to Dec 20 | Change Dec 2020 to Dec 21 | Change Dec 2021 to Jan 23 | Change Dec 2022 to Jan 23 | Headcount [No.] Jan 2023 |
|---|--------------|--------------|--------------|--------------|--------------|---------------------------|---------------------------|---------------------------|---------------------------|--------------------------|
| St. Michael's | 397 | 404 | 407 | 402 | 417 | +7 | +3 | +10 | +15 | 482 |
| Consultants | 10 | 10 | 10 | 9 | 10 | | -1 | -0 | +1 | 10 |
| Registrars | 13 | 13 | 14 | 9 | 10 | | +1 | -4 | +1 | 11 |
| SHO/ Interns | 14 | 15 | 16 | 19 | 19 | +1 | +1 | +3 | -0 | 19 |
| Medical/ Dental, other | 0 | 0 | 0 | 2 | 2 | | -0 | +2 | | 3 |
| Medical & Dental | 38 | 39 | 40 | 39 | 41 | +1 | +1 | +1 | +2 | 43 |
| Nurse/ Midwife Manager | 34 | 35 | 33 | 47 | 46 | +1 | -2 | +12 | -1 | 48 |
| Nurse/ Midwife Specialist & AN/MP | 28 | 26 | 16 | 15 | 15 | -2 | -10 | -1 | -0 | 16 |
| Staff Nurse/ Staff Midwife | 102 | 105 | 113 | 98 | 101 | +3 | +7 | -12 | +3 | 105 |
| Nursing/ Midwifery Student | | | | 1 | 10 | | | +10 | +10 | 21 |
| Nursing/ Midwifery other | 5 | 4 | 4 | | | -1 | -1 | -4 | | |
| Nursing & Midwifery | 169 | 170 | 165 | 160 | 172 | +1 | -5 | +6 | +11 | 190 |
| Therapy Professions | 22 | 17 | 19 | 19 | 20 | -5 | +2 | +1 | +1 | 24 |
| Health Science/ Diagnostics | 17 | 20 | 22 | 20 | 21 | +3 | +1 | -1 | +1 | 26 |
| Social Workers | 2 | 4 | 4 | 4 | 3 | +2 | +0 | -1 | -1 | 4 |
| Pharmacy | 9 | 7 | 9 | 7 | 7 | -2 | +2 | -2 | | 7 |
| H&SC, Other | | | 1 | 1 | 1 | | +1 | | | 1 |
| Health & Social Care Professionals | 50 | 48 | 55 | 51 | 52 | -2 | +7 | -3 | +1 | 62 |
| Management (VIII & above) | 1 | 3 | 2 | 1 | 1 | +2 | -1 | -1 | | 1 |
| Administrative/ Supervisory (V to VII) | 19 | 24 | 28 | 27 | 28 | +5 | +4 | +0 | +1 | 32 |
| Clerical (III & IV) | 43 | 42 | 38 | 45 | 47 | -1 | -4 | +9 | +1 | 60 |
| Management & Administrative | 63 | 69 | 68 | 74 | 76 | +5 | -1 | +8 | +2 | 93 |
| Support | 48 | 48 | 49 | 43 | 43 | -0 | +1 | -5 | -0 | 57 |
| Maintenance/ Technical | 2 | 2 | 2 | 6 | 5 | | | +3 | -1 | 5 |
| General Support | 50 | 50 | 51 | 49 | 48 | -0 | +1 | -3 | -1 | 62 |
| Health Care Assistants | 25 | 27 | 27 | 28 | 28 | +2 | +0 | +1 | +0 | 31 |
| Care, other | 2 | 2 | 1 | 1 | 1 | | -1 | +0 | | 1 |
| Patient & Client Care | 27 | 29 | 28 | 29 | 29 | +2 | -1 | +1 | +0 | 32 |

| Staff Category /Staff Group | WTE Dec 2019 | WTE Dec 2020 | WTE Dec 2021 | WTE Dec 2022 | WTE Jan 2023 | Change Dec 2019 to Dec 20 | Change Dec 2020 to Dec 21 | Change Dec 2021 to Jan 23 | Change Dec 2022 to Jan 23 | Headcount [No.] Jan 2023 |
|---|--------------|--------------|--------------|--------------|--------------|---------------------------|---------------------------|---------------------------|---------------------------|--------------------------|
| St. Vincent's University | 2,838 | 3,087 | 3,234 | 3,452 | 3,322 | +249 | +147 | +88 | -130 | 3,561 |
| Consultants | 145 | 154 | 163 | 190 | 182 | +9 | +9 | +19 | -8 | 201 |
| Registrars | 165 | 167 | 194 | 219 | 204 | +3 | +27 | +10 | -15 | 211 |
| SHO/ Interns | 126 | 179 | 167 | 158 | 163 | +53 | -13 | -4 | +5 | 167 |
| Medical/ Dental, other | 1 | 1 | 4 | 4 | 4 | -0 | +3 | -0 | +0 | 6 |
| Medical & Dental | 437 | 501 | 527 | 570 | 552 | +64 | +26 | +25 | -18 | 585 |
| Nurse/ Midwife Manager | 183 | 233 | 253 | 278 | 266 | +50 | +20 | +13 | -12 | 284 |
| Nurse/ Midwife Specialist & AN/MP | 87 | 92 | 88 | 101 | 104 | +5 | -4 | +17 | +3 | 111 |
| Staff Nurse/ Staff Midwife | 724 | 720 | 827 | 872 | 818 | -5 | +108 | -10 | -55 | 858 |
| Nursing/ Midwifery Student | 17 | 66 | 11 | 42 | 53 | +48 | -55 | +42 | +11 | 108 |
| Nursing/ Midwifery other | 14 | 9 | 3 | 5 | 5 | -6 | -6 | +2 | | 7 |
| Nursing & Midwifery | 1,026 | 1,119 | 1,182 | 1,299 | 1,246 | +93 | +63 | +64 | -53 | 1,368 |
| Therapy Professions | 104 | 115 | 105 | 110 | 108 | +11 | -10 | +3 | -3 | 114 |
| Health Science/ Diagnostics | 212 | 223 | 244 | 243 | 226 | +11 | +22 | -18 | -17 | 252 |
| Social Workers | 19 | 21 | 24 | 24 | 23 | +2 | +4 | -1 | -1 | 25 |
| Psychologists | 10 | 10 | 11 | 13 | 11 | -1 | +2 | +0 | -2 | 12 |
| Pharmacy | 58 | 59 | 55 | 61 | 59 | +1 | -4 | +4 | -2 | 60 |
| H&SC, Other | 0 | 0 | 0 | 0 | 1 | | | +1 | +1 | 2 |
| Health & Social Care Professionals | 404 | 428 | 440 | 451 | 429 | +24 | +13 | -12 | -22 | 465 |
| Management (VIII & above) | 19 | 21 | 27 | 35 | 35 | +2 | +6 | +8 | | 35 |
| Administrative/ Supervisory (V to VII) | 148 | 184 | 189 | 203 | 203 | +36 | +5 | +14 | +0 | 206 |
| Clerical (III & IV) | 288 | 269 | 293 | 303 | 291 | -19 | +24 | -2 | -12 | 317 |
| Management & Administrative | 455 | 474 | 510 | 541 | 529 | +19 | +35 | +20 | -12 | 558 |
| Support | 292 | 317 | 312 | 329 | 317 | +25 | -5 | +5 | -12 | 324 |
| Maintenance/ Technical | 35 | 35 | 40 | 40 | 40 | | +5 | -0 | -0 | 40 |
| General Support | 327 | 352 | 352 | 369 | 356 | +25 | -0 | +4 | -13 | 364 |
| Health Care Assistants | 181 | 202 | 214 | 215 | 202 | +22 | +11 | -12 | -13 | 212 |

| | | | | | | | | | | |
|----------------------------------|------------|------------|------------|------------|------------|------------|------------|------------|------------|------------|
| Care, other | 8 | 10 | 9 | 8 | 7 | +2 | -1 | -1 | -0 | 9 |
| Patient & Client Care | 189 | 212 | 222 | 223 | 209 | +23 | +10 | -13 | -14 | 221 |

| Staff Category /Staff Group | WTE Dec 2019 | WTE Dec 2020 | WTE Dec 2021 | WTE Dec 2022 | WTE Jan 2023 | Change Dec 2019 to Dec 20 | Change Dec 2020 to Dec 21 | Change Dec 2021 to Jan 23 | Change Dec 2022 to Jan 23 | Headcount [No.] Jan 2023 |
|---|--------------|--------------|--------------|--------------|--------------|---------------------------|---------------------------|---------------------------|---------------------------|--------------------------|
| Tallaght University | 2,683 | 2,812 | 2,949 | 3,181 | 3,227 | +128 | +137 | +278 | +46 | 3,673 |
| Consultants | 117 | 132 | 139 | 153 | 154 | +16 | +7 | +15 | +1 | 166 |
| Registrars | 145 | 146 | 160 | 176 | 181 | +1 | +14 | +21 | +5 | 222 |
| SHO/ Interns | 104 | 119 | 116 | 112 | 114 | +15 | -4 | -1 | +2 | 147 |
| Medical & Dental | 366 | 398 | 415 | 441 | 449 | +32 | +17 | +34 | +8 | 535 |
| Nurse/ Midwife Manager | 223 | 232 | 242 | 260 | 264 | +8 | +10 | +22 | +3 | 281 |
| Nurse/ Midwife Specialist & AN/MP | 42 | 54 | 54 | 70 | 71 | +11 | +0 | +17 | +1 | 77 |
| Staff Nurse/ Staff Midwife | 709 | 740 | 776 | 837 | 844 | +31 | +35 | +68 | +7 | 942 |
| Nursing/ Midwifery Student | 13 | 23 | 22 | 55 | 61 | +10 | -1 | +39 | +6 | 102 |
| Nursing/ Midwifery other | 3 | 3 | 4 | 3 | 4 | | +1 | -1 | +0 | 4 |
| Nursing & Midwifery | 990 | 1,051 | 1,097 | 1,225 | 1,243 | +61 | +46 | +146 | +19 | 1,406 |
| Therapy Professions | 114 | 119 | 130 | 152 | 149 | +5 | +11 | +20 | -2 | 164 |
| Health Science/ Diagnostics | 207 | 217 | 222 | 225 | 231 | +9 | +5 | +9 | +5 | 255 |
| Social Workers | 22 | 24 | 24 | 25 | 25 | +2 | +1 | +1 | -0 | 27 |
| Psychologists | 4 | 5 | 6 | 5 | 5 | +1 | +2 | -1 | +0 | 7 |
| Pharmacy | 65 | 65 | 69 | 64 | 64 | -1 | +4 | -5 | +0 | 73 |
| H&SC, Other | 6 | 6 | 6 | 8 | 8 | | | +2 | | 8 |
| Health & Social Care Professionals | 419 | 434 | 457 | 479 | 482 | +15 | +22 | +25 | +3 | 534 |
| Management (VIII & above) | 36 | 41 | 43 | 43 | 43 | +5 | +2 | +0 | +0 | 43 |
| Administrative/ Supervisory (V to VII) | 174 | 174 | 184 | 195 | 197 | +0 | +10 | +14 | +3 | 211 |
| Clerical (III & IV) | 276 | 281 | 304 | 312 | 318 | +5 | +23 | +14 | +6 | 370 |
| Management & Administrative | 486 | 496 | 530 | 549 | 559 | +10 | +34 | +28 | +9 | 624 |
| Support | 217 | 217 | 229 | 223 | 227 | +0 | +11 | -2 | +5 | 266 |
| Maintenance/ Technical | 20 | 20 | 20 | 21 | 21 | -0 | +0 | +1 | +0 | 21 |
| General Support | 237 | 237 | 249 | 243 | 248 | +0 | +12 | -1 | +5 | 287 |
| Health Care Assistants | 180 | 188 | 195 | 237 | 240 | +9 | +7 | +45 | +3 | 279 |
| Care, other | 6 | 6 | 6 | 6 | 6 | +1 | -0 | -0 | +0 | 8 |
| Patient & Client Care | 185 | 195 | 201 | 243 | 246 | +10 | +7 | +45 | +3 | 287 |

| Staff Category /Staff Group | WTE Dec 2019 | WTE Dec 2020 | WTE Dec 2021 | WTE Dec 2022 | WTE Jan 2023 | Change Dec 2019 to Dec 20 | Change Dec 2020 to Dec 21 | Change Dec 2021 to Jan 23 | Change Dec 2022 to Jan 23 | Headcount [No.] Jan 2023 |
|---|--------------|--------------|--------------|--------------|--------------|---------------------------|---------------------------|---------------------------|---------------------------|--------------------------|
| UH Kerry | 1,114 | 1,215 | 1,314 | 1,415 | 1,437 | +101 | +100 | +123 | +22 | 1,642 |
| Consultants | 38 | 40 | 42 | 47 | 46 | +2 | +2 | +4 | -1 | 48 |
| Registrars | 54 | 55 | 66 | 76 | 74 | +1 | +11 | +8 | -2 | 76 |
| SHO/ Interns | 70 | 80 | 80 | 77 | 78 | +10 | +0 | -2 | +1 | 80 |
| Medical & Dental | 161 | 175 | 188 | 200 | 198 | +14 | +13 | +10 | -2 | 204 |
| Nurse/ Midwife Manager | 106 | 103 | 111 | 106 | 112 | -3 | +8 | +0 | +5 | 124 |
| Nurse/ Midwife Specialist & AN/MP | 13 | 20 | 24 | 26 | 32 | +8 | +4 | +8 | +6 | 36 |
| Staff Nurse/ Staff Midwife | 346 | 372 | 397 | 449 | 443 | +26 | +25 | +46 | -6 | 515 |
| Nursing/ Midwifery Student | 5 | 6 | 3 | 7 | 13 | +1 | -3 | +10 | +6 | 44 |
| Nursing/ Midwifery other | 1 | 1 | | 1 | 1 | | -1 | +1 | -0 | 1 |
| Nursing & Midwifery | 470 | 503 | 535 | 590 | 601 | +33 | +32 | +66 | +11 | 720 |
| Therapy Professions | 26 | 34 | 38 | 44 | 47 | +8 | +3 | +9 | +3 | 55 |
| Health Science/ Diagnostics | 68 | 84 | 86 | 86 | 88 | +16 | +2 | +2 | +3 | 99 |
| Social Workers | 2 | 2 | 2 | 4 | 4 | | +1 | +2 | -1 | 4 |
| Pharmacy | 11 | 13 | 14 | 14 | 15 | +2 | +1 | +1 | +1 | 15 |
| H&SC, Other | 2 | 2 | | 1 | 1 | | -2 | +1 | +0 | 1 |
| Health & Social Care Professionals | 108 | 134 | 139 | 148 | 154 | +26 | +5 | +15 | +6 | 174 |
| Management (VIII & above) | 4 | 3 | 5 | 3 | 3 | -1 | +2 | -2 | -0 | 3 |
| Administrative/ Supervisory (V to VII) | 12 | 19 | 25 | 30 | 34 | +7 | +6 | +9 | +4 | 37 |
| Clerical (III & IV) | 130 | 128 | 137 | 159 | 159 | -2 | +9 | +22 | +0 | 182 |
| Management & Administrative | 145 | 150 | 168 | 192 | 196 | +5 | +17 | +29 | +4 | 222 |
| Support | 169 | 178 | 194 | 192 | 196 | +9 | +16 | +1 | +4 | 217 |

| | | | | | | | | | | |
|----------------------------------|------------|------------|------------|------------|------------|------------|------------|-----------|-----------|------------|
| General Support | 169 | 178 | 194 | 192 | 196 | +9 | +16 | +1 | +4 | 217 |
| Health Care Assistants | 61 | 74 | 90 | 93 | 88 | +14 | +16 | -2 | -4 | 100 |
| Care, other | | | 1 | 1 | 4 | | +1 | +3 | +3 | 5 |
| Patient & Client Care | 61 | 74 | 91 | 94 | 92 | +14 | +17 | +2 | -1 | 105 |

| Staff Category /Staff Group | WTE Dec 2019 | WTE Dec 2020 | WTE Dec 2021 | WTE Dec 2022 | WTE Jan 2023 | Change Dec 2019 to Dec 20 | Change Dec 2020 to Dec 21 | Change Dec 2021 to Jan 23 | Change Dec 2022 to Jan 23 | Headcount [No.] Jan 2023 |
|---|--------------|--------------|--------------|--------------|--------------|---------------------------|---------------------------|---------------------------|---------------------------|--------------------------|
| UH Limerick | 2,814 | 3,122 | 3,560 | 3,641 | 3,698 | +309 | +438 | +138 | +57 | 4,048 |
| Consultants | 125 | 141 | 150 | 151 | 155 | +16 | +9 | +5 | +5 | 165 |
| Registrars | 155 | 167 | 180 | 190 | 193 | +11 | +13 | +13 | +3 | 200 |
| SHO/ Interns | 155 | 213 | 222 | 205 | 207 | +57 | +9 | -15 | +2 | 210 |
| Medical/ Dental, other | 1 | 1 | 1 | 1 | 1 | | | +0 | | 2 |
| Medical & Dental | 437 | 521 | 552 | 546 | 556 | +84 | +32 | +3 | +10 | 577 |
| Nurse/ Midwife Manager | 198 | 204 | 238 | 266 | 275 | +6 | +34 | +36 | +8 | 292 |
| Nurse/ Midwife Specialist & AN/MP | 53 | 57 | 60 | 78 | 82 | +4 | +4 | +22 | +4 | 89 |
| Staff Nurse/ Staff Midwife | 756 | 826 | 971 | 959 | 958 | +70 | +145 | -13 | -0 | 1,060 |
| Nursing/ Midwifery Student | 0 | 1 | 2 | 2 | 16 | +1 | +1 | +14 | +14 | 62 |
| Nursing/ Midwifery other | 6 | 7 | 7 | 7 | 8 | +0 | -0 | +1 | +1 | 9 |
| Nursing & Midwifery | 1,014 | 1,095 | 1,278 | 1,312 | 1,339 | +81 | +183 | +61 | +27 | 1,512 |
| Therapy Professions | 64 | 74 | 99 | 94 | 96 | +10 | +24 | -3 | +2 | 104 |
| Health Science/ Diagnostics | 217 | 221 | 237 | 224 | 230 | +4 | +16 | -8 | +6 | 251 |
| Social Workers | 10 | 10 | 14 | 13 | 13 | -0 | +4 | -1 | +0 | 14 |
| Psychologists | 3 | 4 | 4 | 5 | 5 | +1 | +0 | +1 | +0 | 7 |
| Pharmacy | 37 | 41 | 48 | 50 | 48 | +4 | +7 | -0 | -2 | 55 |
| H&SC, Other | 7 | 6 | 14 | 12 | 14 | -1 | +8 | -0 | +2 | 14 |
| Health & Social Care Professionals | 338 | 356 | 416 | 397 | 405 | +18 | +60 | -11 | +8 | 445 |
| Management (VIII & above) | 25 | 22 | 27 | 29 | 30 | -2 | +4 | +4 | +2 | 31 |
| Administrative/ Supervisory (V to VII) | 77 | 97 | 137 | 170 | 174 | +19 | +41 | +37 | +4 | 183 |
| Clerical (III & IV) | 317 | 338 | 376 | 386 | 390 | +21 | +39 | +13 | +3 | 420 |
| Management & Administrative | 419 | 457 | 540 | 585 | 594 | +37 | +84 | +54 | +9 | 634 |
| Support | 196 | 435 | 488 | 519 | 513 | +239 | +53 | +25 | -6 | 555 |
| Maintenance/ Technical | 32 | 31 | 34 | 30 | 43 | -1 | +3 | +10 | +13 | 46 |
| General Support | 227 | 465 | 521 | 549 | 556 | +238 | +56 | +35 | +7 | 601 |
| Health Care Assistants | 374 | 225 | 248 | 249 | 245 | -149 | +23 | -3 | -4 | 273 |
| Care, other | 5 | 3 | 3 | 3 | 3 | -1 | -0 | -0 | +0 | 6 |
| Patient & Client Care | 379 | 229 | 251 | 252 | 248 | -150 | +23 | -3 | -4 | 279 |

| Staff Category /Staff Group | WTE Dec 2019 | WTE Dec 2020 | WTE Dec 2021 | WTE Dec 2022 | WTE Jan 2023 | Change Dec 2019 to Dec 20 | Change Dec 2020 to Dec 21 | Change Dec 2021 to Jan 23 | Change Dec 2022 to Jan 23 | Headcount [No.] Jan 2023 |
|---|--------------|--------------|--------------|--------------|--------------|---------------------------|---------------------------|---------------------------|---------------------------|--------------------------|
| UH Waterford | 1,949 | 2,103 | 2,183 | 2,437 | 2,484 | +154 | +80 | +300 | +46 | 2,746 |
| Consultants | 110 | 119 | 128 | 139 | 139 | +9 | +8 | +11 | +0 | 145 |
| Registrars | 110 | 116 | 123 | 141 | 144 | +6 | +7 | +20 | +3 | 145 |
| SHO/ Interns | 111 | 131 | 125 | 135 | 134 | +20 | -6 | +9 | -1 | 135 |
| Medical/ Dental, other | 1 | 1 | 1 | 1 | 1 | | | | | 1 |
| Medical & Dental | 332 | 368 | 377 | 415 | 418 | +36 | +9 | +41 | +2 | 426 |
| Nurse/ Midwife Manager | 151 | 151 | 159 | 168 | 167 | +0 | +8 | +8 | -1 | 184 |
| Nurse/ Midwife Specialist & AN/MP | 34 | 44 | 47 | 50 | 55 | +9 | +4 | +7 | +5 | 59 |
| Staff Nurse/ Staff Midwife | 544 | 606 | 612 | 691 | 711 | +62 | +6 | +99 | +19 | 801 |
| Nursing/ Midwifery Student | 6 | 1 | 1 | 5 | 4 | -5 | | +3 | -1 | 24 |
| Nursing/ Midwifery other | 5 | 5 | 5 | 5 | 6 | | -1 | +1 | +1 | 7 |
| Nursing & Midwifery | 741 | 807 | 824 | 919 | 942 | +66 | +17 | +118 | +23 | 1,075 |
| Therapy Professions | 55 | 66 | 71 | 89 | 91 | +11 | +5 | +20 | +2 | 100 |
| Health Science/ Diagnostics | 172 | 184 | 201 | 207 | 213 | +12 | +17 | +12 | +7 | 237 |
| Social Workers | 3 | 4 | 2 | 5 | 5 | +1 | -2 | +3 | +0 | 5 |
| Pharmacy | 24 | 31 | 34 | 46 | 48 | +8 | +2 | +15 | +2 | 54 |
| H&SC, Other | 5 | 4 | 6 | 8 | 8 | -1 | +2 | +3 | +0 | 8 |
| Health & Social Care Professionals | 259 | 289 | 313 | 355 | 365 | +30 | +24 | +53 | +11 | 404 |
| Management (VIII & above) | 7 | 8 | 8 | 10 | 10 | +1 | -0 | +2 | +0 | 10 |
| Administrative/ Supervisory (V to VII) | 49 | 63 | 75 | 87 | 89 | +14 | +12 | +14 | +2 | 96 |

| | | | | | | | | | | |
|--|------------|------------|------------|------------|------------|------------|------------|------------|-----------|------------|
| Clerical (III & IV) | 268 | 263 | 264 | 290 | 292 | -5 | +1 | +28 | +2 | 323 |
| Management & Administrative | 324 | 333 | 347 | 387 | 391 | +10 | +13 | +44 | +4 | 429 |
| Support | 200 | 200 | 203 | 228 | 229 | +1 | +2 | +26 | +1 | 256 |
| Maintenance/ Technical | 16 | 18 | 18 | 19 | 19 | +2 | -0 | +2 | +1 | 21 |
| General Support | 215 | 218 | 220 | 246 | 248 | +3 | +2 | +27 | +2 | 277 |
| Health Care Assistants | 77 | 86 | 102 | 114 | 118 | +9 | +16 | +16 | +4 | 134 |
| Care, other | 2 | 2 | 1 | 1 | 1 | -0 | -1 | | +0 | 1 |
| Patient & Client Care | 79 | 88 | 103 | 115 | 119 | +9 | +15 | +16 | +4 | 135 |

| Staff Category /Staff Group | WTE Dec 2019 | WTE Dec 2020 | WTE Dec 2021 | WTE Dec 2022 | WTE Jan 2023 | Change Dec 2019 to Dec 20 | Change Dec 2020 to Dec 21 | Change Dec 2021 to Jan 23 | Change Dec 2022 to Jan 23 | Headcount [No.] Jan 2023 |
|---|--------------|--------------|--------------|--------------|--------------|---------------------------|---------------------------|---------------------------|---------------------------|--------------------------|
| UMH Limerick | 375 | 393 | 383 | 384 | 390 | +18 | -10 | +7 | +7 | 449 |
| Consultants | 16 | 15 | 15 | 15 | 16 | -1 | | +1 | +1 | 17 |
| Registrars | 16 | 17 | 14 | 14 | 13 | +1 | -3 | -1 | -1 | 14 |
| SHO/ Interns | 17 | 13 | 12 | 14 | 12 | -4 | -1 | -0 | -2 | 12 |
| Medical & Dental | 48 | 45 | 41 | 43 | 40 | -3 | -4 | -1 | -2 | 43 |
| Nurse/ Midwife Manager | 33 | 42 | 44 | 41 | 42 | +9 | +2 | -3 | +0 | 46 |
| Nurse/ Midwife Specialist & AN/MP | 4 | 4 | 6 | 6 | 6 | +1 | +1 | +1 | +0 | 7 |
| Staff Nurse/ Staff Midwife | 166 | 174 | 171 | 166 | 164 | +8 | -3 | -7 | -2 | 192 |
| Nursing/ Midwifery Student | 19 | 11 | 6 | 2 | 6 | -8 | -5 | +1 | +4 | 19 |
| Nursing/ Midwifery other | 3 | 5 | 4 | 5 | 5 | +1 | -1 | +1 | -1 | 5 |
| Nursing & Midwifery | 225 | 236 | 230 | 221 | 223 | +11 | -6 | -7 | +3 | 269 |
| Therapy Professions | 2 | 2 | 2 | 1 | 1 | -1 | -0 | -1 | +0 | 1 |
| Health Science/ Diagnostics | 1 | 1 | 1 | 1 | 1 | | -0 | -0 | +0 | 1 |
| Social Workers | 1 | 1 | | | | | -1 | | | |
| Health & Social Care Professionals | 4 | 4 | 2 | 1 | 1 | -1 | -1 | -1 | +0 | 2 |
| Management (VIII & above) | | 1 | 1 | 1 | 1 | +1 | | | +0 | 1 |
| Administrative/ Supervisory (V to VII) | 2 | 2 | 4 | 5 | 5 | -0 | +2 | +1 | +0 | 5 |
| Clerical (III & IV) | 34 | 38 | 38 | 37 | 38 | +4 | +0 | -0 | +1 | 40 |
| Management & Administrative | 36 | 41 | 43 | 43 | 44 | +5 | +2 | +1 | +1 | 46 |
| Support | 21 | 46 | 45 | 51 | 49 | +26 | -1 | +4 | -2 | 55 |
| Maintenance/ Technical | | | | | 2 | | | +2 | +2 | 2 |
| General Support | 21 | 46 | 45 | 51 | 51 | +26 | -1 | +6 | -0 | 57 |
| Health Care Assistants | 39 | 21 | 21 | 25 | 30 | -19 | +0 | +9 | +5 | 31 |
| Care, other | 1 | 0 | 0 | 0 | 0 | -1 | | | +0 | 1 |
| Patient & Client Care | 40 | 21 | 21 | 25 | 30 | -19 | +0 | +9 | +5 | 32 |

| Staff Category /Staff Group | WTE Dec 2019 | WTE Dec 2020 | WTE Dec 2021 | WTE Dec 2022 | WTE Jan 2023 | Change Dec 2019 to Dec 20 | Change Dec 2020 to Dec 21 | Change Dec 2021 to Jan 23 | Change Dec 2022 to Jan 23 | Headcount [No.] Jan 2023 |
|---|--------------|--------------|--------------|--------------|--------------|---------------------------|---------------------------|---------------------------|---------------------------|--------------------------|
| Wexford General | 1,024 | 1,055 | 1,107 | 1,166 | 1,172 | +31 | +52 | +64 | +6 | 1,306 |
| Consultants | 34 | 37 | 37 | 35 | 35 | +4 | -1 | -2 | -0 | 37 |
| Registrars | 53 | 50 | 54 | 50 | 51 | -2 | +3 | -2 | +1 | 53 |
| SHO/ Interns | 61 | 60 | 73 | 71 | 69 | -1 | +13 | -4 | -1 | 70 |
| Medical/ Dental, other | 5 | 6 | 5 | 8 | 8 | +1 | -1 | +3 | | 9 |
| Medical & Dental | 152 | 154 | 168 | 164 | 163 | +1 | +15 | -5 | -1 | 169 |
| Nurse/ Midwife Manager | 85 | 83 | 90 | 103 | 105 | -2 | +7 | +16 | +3 | 116 |
| Nurse/ Midwife Specialist & AN/MP | 20 | 24 | 25 | 29 | 29 | +5 | +1 | +4 | +0 | 34 |
| Staff Nurse/ Staff Midwife | 290 | 300 | 317 | 336 | 332 | +10 | +17 | +16 | -3 | 388 |
| Nursing/ Midwifery Student | 1 | 3 | 1 | 1 | 1 | +2 | -2 | -0 | -0 | 6 |
| Nursing & Midwifery | 395 | 410 | 433 | 468 | 468 | +15 | +23 | +35 | -0 | 544 |
| Therapy Professions | 25 | 29 | 25 | 25 | 23 | +4 | -4 | -1 | -2 | 26 |
| Health Science/ Diagnostics | 37 | 37 | 41 | 43 | 43 | -0 | +4 | +2 | -0 | 47 |
| Social Workers | 1 | 1 | 2 | 1 | 1 | | +1 | -1 | +0 | 1 |
| Pharmacy | 11 | 13 | 15 | 15 | 16 | +2 | +2 | +0 | +1 | 18 |
| H&SC, Other | | | 1 | | 0 | | +1 | -0 | +0 | 1 |
| Health & Social Care Professionals | 74 | 79 | 83 | 84 | 83 | +5 | +4 | -0 | -1 | 93 |
| Management (VIII & above) | 2 | 4 | 3 | 5 | 5 | +2 | -1 | +2 | +0 | 5 |
| Administrative/ Supervisory (V to VII) | 15 | 22 | 31 | 35 | 35 | +7 | +9 | +4 | -0 | 37 |

| | | | | | | | | | | |
|--|------------|------------|------------|------------|------------|------------|-----------|------------|-----------|------------|
| Clerical (III & IV) | 116 | 116 | 107 | 109 | 112 | -0 | -9 | +5 | +3 | 124 |
| Management & Administrative | 132 | 142 | 141 | 149 | 152 | +9 | -1 | +12 | +3 | 166 |
| Support | 206 | 174 | 181 | 189 | 191 | -33 | +8 | +9 | +1 | 212 |
| Maintenance/ Technical | 6 | 5 | 6 | 7 | 8 | -0 | +0 | +2 | +1 | 8 |
| General Support | 212 | 179 | 187 | 197 | 199 | -33 | +8 | +11 | +2 | 220 |
| Health Care Assistants | 57 | 90 | 93 | 103 | 106 | +33 | +3 | +12 | +3 | 113 |
| Care, other | 2 | 2 | 2 | 1 | 1 | | | -1 | +0 | 1 |
| Patient & Client Care | 59 | 92 | 95 | 104 | 107 | +33 | +3 | +11 | +3 | 114 |

| Staff Category /Staff Group | WTE | WTE Dec 2020 | WTE Dec 2021 | WTE Dec 2022 | WTE Jan 2023 | Change to Dec 20 | Change Dec 2020 to Dec 21 | Change Dec 2021 to Jan 23 | Change Dec 2022 to Jan 23 | Headcount [No.] Jan 2023 |
|----------------------------------|-----|--------------|--------------|--------------|--------------|------------------|---------------------------|---------------------------|---------------------------|--------------------------|
| IEHG Bank | | 8 | 9 | 23 | 20 | +8 | +1 | +11 | -3 | 32 |
| Staff Nurse/ Staff Midwife | | 8 | 9 | 23 | 20 | +8 | +1 | +11 | -3 | 31 |
| Nursing & Midwifery | | 8 | 9 | 23 | 20 | +8 | +1 | +11 | -3 | 31 |
| Health Care Assistants | | 0 | 0 | 0 | 0 | +0 | +0 | -0 | -0 | 1 |
| Patient & Client Care | | 0 | 0 | 0 | 0 | +0 | +0 | -0 | -0 | 1 |

| Staff Category /Staff Group | WTE Dec 2019 | WTE Dec 2020 | WTE Dec 2021 | WTE Dec 2022 | WTE Jan 2023 | Change Dec 2019 to Dec 20 | Change Dec 2020 to Dec 21 | Change Dec 2021 to Jan 23 | Change Dec 2022 to Jan 23 | Headcount [No.] Jan 2023 |
|---|--------------|--------------|--------------|--------------|--------------|---------------------------|---------------------------|---------------------------|---------------------------|--------------------------|
| Hospital Group HQ | 213 | 263 | 447 | 393 | 391 | +50 | +184 | -55 | -1 | 423 |
| Consultants | 1 | 1 | 3 | 1 | 1 | | +2 | -2 | -0 | 2 |
| Medical/ Dental, other | 1 | 2 | 2 | 3 | 3 | +1 | +1 | +0 | -0 | 5 |
| Medical & Dental | 2 | 3 | 5 | 4 | 4 | +1 | +2 | -1 | -1 | 7 |
| Nurse/ Midwife Manager | 21 | 22 | 40 | 44 | 46 | +1 | +18 | +6 | +1 | 49 |
| Staff Nurse/ Staff Midwife | 1 | 4 | 4 | 1 | 1 | +3 | -0 | -3 | | 1 |
| Public Health Nurse | | 0 | 0 | | | +0 | +0 | -0 | | |
| Nursing/ Midwifery other | 8 | 7 | 6 | | | -1 | -1 | -6 | | |
| Nursing & Midwifery | 29 | 33 | 50 | 45 | 47 | +3 | +17 | -3 | +1 | 50 |
| Therapy Professions | 1 | 1 | 2 | 2 | 2 | | +1 | | | 2 |
| Health Science/ Diagnostics | 2 | 2 | 3 | 3 | 3 | | +1 | | +0 | 3 |
| Social Workers | | | | | 0 | | | +0 | +0 | 1 |
| Pharmacy | | | 8 | 2 | 2 | | +8 | -6 | +0 | 2 |
| H&SC, Other | | | 59 | 5 | 5 | | +59 | -55 | -1 | 14 |
| Health & Social Care Professionals | 3 | 3 | 73 | 12 | 12 | | +70 | -61 | -1 | 22 |
| Management (VIII & above) | 73 | 89 | 105 | 118 | 116 | +17 | +15 | +11 | -2 | 118 |
| Administrative/ Supervisory (V to VII) | 92 | 108 | 139 | 174 | 175 | +16 | +31 | +36 | +1 | 182 |
| Clerical (III & IV) | 13 | 28 | 75 | 38 | 37 | +15 | +47 | -37 | -1 | 41 |
| Management & Administrative | 177 | 225 | 318 | 330 | 328 | +47 | +94 | +10 | -2 | 341 |
| Maintenance/ Technical | 1 | | | | | -1 | | | | |
| General Support | 1 | | | | | -1 | | | | |
| Health Care Assistants | | | 1 | 1 | 1 | | +1 | +1 | +0 | 3 |
| Patient & Client Care | | | 1 | 1 | 1 | | +1 | +1 | +0 | 3 |

| Staff Category /Staff Group | WTE Dec 2019 | WTE Dec 2020 | WTE Dec 2021 | WTE Dec 2022 | WTE Jan 2023 | Change Dec 2019 to Dec 20 | Change Dec 2020 to Dec 21 | Change Dec 2021 to Jan 23 | Change Dec 2022 to Jan 23 | Headcount [No.] Jan 2023 |
|---|--------------|--------------|--------------|--------------|--------------|---------------------------|---------------------------|---------------------------|---------------------------|--------------------------|
| Other | 91 | 101 | 111 | 127 | 135 | +10 | +10 | +24 | +8 | 142 |
| Nurse/ Midwife Manager | 14 | 14 | 14 | 17 | 19 | +0 | -0 | +5 | +1 | 20 |
| Nursing & Midwifery | 14 | 14 | 14 | 17 | 19 | +0 | -0 | +5 | +1 | 20 |
| Health Science/ Diagnostics | 3 | 3 | 4 | 4 | 4 | | +1 | | +0 | 4 |
| Social Workers | 1 | 1 | | | | | -1 | | | |
| Pharmacy | 4 | 4 | 6 | 8 | 9 | -0 | +2 | +3 | +1 | 9 |
| Health & Social Care Professionals | 8 | 8 | 10 | 12 | 13 | -0 | +2 | +3 | +1 | 13 |
| Management (VIII & above) | 31 | 35 | 36 | 34 | 36 | +3 | +2 | -1 | +2 | 38 |

| | | | | | | | | | | |
|--|-----------|-----------|-----------|-----------|------------|-----------|-----------|------------|-----------|------------|
| Administrative/ Supervisory (V to VII) | 34 | 38 | 40 | 54 | 58 | +4 | +3 | +17 | +4 | 61 |
| Clerical (III & IV) | 4 | 6 | 10 | 9 | 10 | +2 | +4 | +0 | +1 | 10 |
| Management & Administrative | 69 | 79 | 87 | 97 | 103 | +9 | +8 | +17 | +6 | 109 |



Employment by Acute Services, Community Services by Care Group etc. Jan 2023

| January 2023 | WTE Dec 2019 | WTE Dec 2020 | WTE Dec 2021 | WTE Dec 2022 | WTE Jan 2023 | Change Dec 2019 to Dec 20 | Change Dec 2020 to Dec 21 | Change Dec 2021 to Jan 23 | Change Dec 2022 to Jan 23 | Headcount [No.] Jan 2023 |
|-----------------------|----------------|----------------|----------------|----------------|----------------|---------------------------|---------------------------|---------------------------|---------------------------|--------------------------|
| Overall | 119,817 | 126,174 | 132,323 | 137,745 | 138,334 | +6,357 | +6,149 | +6,010 | +588 | 157,654 |
| Acute Services | 62,537 | 66,439 | 70,129 | 74,055 | 74,400 | +3,902 | +3,690 | +4,271 | +345 | 83,254 |
| CHWB | | 18 | 20 | 28 | 31 | +18 | +2 | +10 | +3 | 33 |
| MH | 953 | 976 | 1,007 | 1,024 | 1,043 | +23 | +31 | +36 | +20 | 1,150 |
| PC | 1,182 | 1,296 | 1,456 | 1,472 | 1,485 | +115 | +159 | +30 | +14 | 1,735 |
| Older People | 1,836 | 1,918 | 1,988 | 2,087 | 2,069 | +82 | +71 | +81 | -18 | 2,458 |
| CHO Operations | | | | 89 | 91 | | | +91 | +2 | 96 |
| Disabilities | 1,498 | 1,547 | 1,617 | 1,698 | 1,708 | +48 | +71 | +91 | +10 | 1,915 |
| CHO 1 | 5,468 | 5,755 | 6,089 | 6,398 | 6,427 | +287 | +334 | +338 | +29 | 7,387 |
| CHWB | | 10 | 10 | 21 | 22 | +10 | +0 | +12 | +1 | 23 |
| MH | 1,308 | 1,340 | 1,321 | 1,329 | 1,333 | +32 | -19 | +12 | +4 | 1,461 |
| PC | 1,134 | 1,235 | 1,378 | 1,351 | 1,343 | +101 | +144 | -36 | -8 | 1,556 |
| Older People | 1,606 | 1,590 | 1,527 | 1,582 | 1,572 | -16 | -63 | +45 | -11 | 1,820 |
| CHO Operations | | | | 82 | 83 | | | +83 | +2 | 86 |
| Disabilities | 1,497 | 1,516 | 1,582 | 1,607 | 1,625 | +19 | +67 | +42 | +18 | 1,980 |
| CHO 2 | 5,545 | 5,690 | 5,819 | 5,972 | 5,978 | +145 | +129 | +159 | +6 | 6,926 |
| CHWB | | 13 | 25 | 38 | 39 | +13 | +12 | +14 | +1 | 43 |
| MH | 795 | 809 | 824 | 814 | 829 | +13 | +15 | +5 | +15 | 920 |
| PC | 764 | 812 | 933 | 772 | 790 | +48 | +121 | -143 | +19 | 928 |
| Older People | 974 | 1,029 | 1,190 | 1,264 | 1,271 | +54 | +161 | +81 | +6 | 1,549 |
| CHO Operations | | | | 192 | 195 | | | +195 | +2 | 211 |
| Disabilities | 1,823 | 1,947 | 1,975 | 1,989 | 2,004 | +124 | +27 | +29 | +15 | 2,389 |
| CHO 3 | 4,357 | 4,610 | 4,946 | 5,069 | 5,128 | +253 | +337 | +181 | +58 | 6,040 |
| CHWB | | 35 | 30 | 52 | 50 | +35 | -5 | +20 | -2 | 81 |
| MH | 1,485 | 1,564 | 1,557 | 1,562 | 1,570 | +78 | -6 | +13 | +9 | 1,756 |
| PC | 1,346 | 1,517 | 1,693 | 1,707 | 1,713 | +172 | +176 | +19 | +6 | 2,117 |
| Older People | 2,919 | 2,930 | 2,954 | 3,000 | 3,002 | +11 | +23 | +48 | +2 | 3,810 |
| Disabilities | 2,439 | 2,556 | 2,622 | 2,640 | 2,596 | +117 | +67 | -26 | -44 | 3,193 |
| CHO 4 | 8,189 | 8,602 | 8,856 | 8,961 | 8,931 | +413 | +255 | +74 | -30 | 10,957 |
| CHWB | | 14 | 26 | 38 | 39 | +14 | +12 | +13 | +1 | 43 |
| MH | 1,178 | 1,188 | 1,206 | 1,224 | 1,237 | +11 | +17 | +32 | +13 | 1,396 |
| PC | 952 | 1,061 | 1,127 | 1,152 | 1,162 | +109 | +66 | +36 | +11 | 1,390 |
| Older People | 1,647 | 1,650 | 1,661 | 1,641 | 1,650 | +3 | +10 | -11 | +8 | 1,996 |
| CHO Operations | | | | 94 | 96 | | | +96 | +2 | 101 |
| Disabilities | 1,505 | 1,563 | 1,652 | 1,656 | 1,670 | +58 | +89 | +18 | +14 | 1,958 |
| CHO 5 | 5,282 | 5,477 | 5,671 | 5,805 | 5,853 | +195 | +194 | +182 | +49 | 6,884 |
| CHWB | | 8 | 7 | 17 | 23 | +8 | -1 | +16 | +6 | 25 |
| MH | 593 | 626 | 639 | 650 | 650 | +34 | +13 | +11 | +1 | 730 |
| PC | 765 | 811 | 874 | 864 | 867 | +46 | +63 | -7 | +2 | 1,098 |
| Older People | 823 | 804 | 814 | 813 | 817 | -20 | +11 | +3 | +5 | 895 |
| CHO Operations | | | | 60 | 62 | | | +62 | +2 | 65 |
| Disabilities | 1,198 | 1,217 | 1,227 | 1,216 | 1,210 | +19 | +10 | -17 | -7 | 1,381 |
| CHO 6 | 3,378 | 3,465 | 3,561 | 3,620 | 3,628 | +87 | +96 | +67 | +8 | 4,194 |
| CHWB | | 8 | 9 | 49 | 50 | +8 | +1 | +41 | +1 | 54 |
| MH | 835 | 861 | 884 | 879 | 877 | +26 | +23 | -7 | -1 | 973 |
| PC | 1,702 | 1,789 | 1,885 | 1,765 | 1,735 | +87 | +96 | -150 | -30 | 2,011 |
| Older People | 996 | 1,021 | 996 | 999 | 1,009 | +26 | -26 | +13 | +10 | 1,153 |
| CHO Operations | | | | 113 | 115 | | | +115 | +1 | 124 |
| Disabilities | 2,982 | 3,103 | 3,299 | 3,410 | 3,394 | +122 | +196 | +95 | -16 | 4,004 |



Employment by Acute Services, Community Services by Care Group etc. Jan 2023

| January 2023 | WTE Dec 2019 | WTE Dec 2020 | WTE Dec 2021 | WTE Dec 2022 | WTE Jan 2023 | Change Dec 2019 to Dec 20 | Change Dec 2020 to Dec 21 | Change Dec 2021 to Jan 23 | Change Dec 2022 to Jan 23 | Headcount [No.] Jan 2023 |
|--|----------------|----------------|----------------|----------------|----------------|---------------------------|---------------------------|---------------------------|---------------------------|--------------------------|
| Overall | 119,817 | 126,174 | 132,323 | 137,745 | 138,334 | +6,357 | +6,149 | +6,010 | +588 | 157,654 |
| CHO 7 | 6,515 | 6,783 | 7,073 | 7,215 | 7,180 | +268 | +290 | +106 | -35 | 8,319 |
| CHWB | | 30 | 31 | 33 | 34 | +30 | +1 | +3 | +2 | 40 |
| MH | 1,098 | 1,112 | 1,086 | 1,091 | 1,102 | +14 | -26 | +16 | +11 | 1,231 |
| PC | 1,387 | 1,506 | 1,589 | 1,498 | 1,498 | +119 | +83 | -91 | +1 | 1,769 |
| Older People | 1,488 | 1,484 | 1,450 | 1,489 | 1,506 | -5 | -34 | +56 | +16 | 1,870 |
| CHO Operations | | | | 58 | 59 | | | +59 | +1 | 63 |
| Disabilities | 2,162 | 2,205 | 2,293 | 2,345 | 2,341 | +43 | +87 | +49 | -4 | 2,835 |
| CHO 8 | 6,135 | 6,337 | 6,449 | 6,514 | 6,541 | +202 | +112 | +92 | +27 | 7,808 |
| CHWB | | 8 | 22 | 46 | 47 | +8 | +14 | +24 | +1 | 51 |
| MH | 1,272 | 1,331 | 1,329 | 1,371 | 1,382 | +59 | -2 | +53 | +11 | 1,556 |
| PC | 1,247 | 1,412 | 1,498 | 1,357 | 1,378 | +165 | +86 | -120 | +21 | 1,582 |
| Older People | 870 | 914 | 966 | 976 | 978 | +45 | +52 | +11 | +2 | 1,094 |
| CHO Operations | | | | 144 | 148 | | | +148 | +4 | 159 |
| Disabilities | 3,194 | 3,285 | 3,350 | 3,336 | 3,339 | +91 | +65 | -10 | +3 | 3,964 |
| CHO 9 | 6,582 | 6,950 | 7,165 | 7,230 | 7,273 | +367 | +216 | +107 | +43 | 8,406 |
| other Comm | 638 | 709 | 740 | 740 | 737 | +71 | +31 | -4 | -3 | 793 |
| Community Services | 52,089 | 54,377 | 56,370 | 57,523 | 57,674 | +2,288 | +1,993 | +1,304 | +152 | 67,714 |
| National Services & Central Functions | 5,191 | 5,358 | 5,824 | 6,168 | 6,259 | +167 | +465 | +436 | +92 | 6,686 |

Employment by CHO & Administration: Jan 2023

| January 2023 | WTE Dec 2019 | WTE Dec 2020 | WTE Dec 2021 | WTE Dec 2022 | WTE Jan 2023 | Change Dec 2019 to Dec 20 | Change Dec 2020 to Dec 21 | Change Dec 2021 to Jan 23 | Change Dec 2022 to Jan 23 | Headcount [No.] Jan 2023 |
|---|---------------|---------------|---------------|---------------|---------------|---------------------------|---------------------------|---------------------------|---------------------------|--------------------------|
| Community Services | 52,089 | 54,377 | 56,370 | 57,523 | 57,674 | +2,288 | +1,993 | +1,304 | +152 | 67,714 |
| Health Service Executive | 5,468 | 5,755 | 6,089 | 6,398 | 6,427 | +287 | +334 | +338 | +29 | 7,387 |
| CHO 1 | 5,468 | 5,755 | 6,089 | 6,398 | 6,427 | +287 | +334 | +338 | +29 | 7,387 |
| Health Service Executive | 4,256 | 4,393 | 4,463 | 4,596 | 4,584 | +136 | +70 | +122 | -12 | 5,202 |
| Bros. of Charity, West Region (Disabilities) | 1,288 | 1,298 | 1,356 | 1,376 | 1,393 | +9 | +59 | +37 | +17 | 1,724 |
| Section 38 Voluntary Agencies | 1,288 | 1,298 | 1,356 | 1,376 | 1,393 | +9 | +59 | +37 | +17 | 1,724 |
| CHO 2 | 5,545 | 5,690 | 5,819 | 5,972 | 5,978 | +145 | +129 | +159 | +6 | 6,926 |
| Health Service Executive | 2,655 | 2,807 | 3,112 | 3,200 | 3,246 | +152 | +305 | +134 | +46 | 3,783 |
| Avista, Limerick (Disabilities) | 543 | 549 | 536 | 547 | 553 | +6 | -14 | +18 | +7 | 635 |
| Avista, Roscrea (Disabilities) | 290 | 289 | 297 | 298 | 301 | -1 | +9 | +4 | +3 | 391 |
| Bros. of Charity, Clare (Disabilities) | 348 | 372 | 406 | 424 | 434 | +24 | +34 | +28 | +9 | 541 |
| Bros. of Charity, Limerick (Disabilities) | 520 | 592 | 596 | 600 | 593 | +72 | +3 | -2 | -7 | 690 |
| Section 38 Voluntary Agencies | 1,701 | 1,802 | 1,835 | 1,869 | 1,882 | +101 | +32 | +47 | +13 | 2,257 |
| CHO 3 | 4,357 | 4,610 | 4,946 | 5,069 | 5,128 | +253 | +337 | +181 | +58 | 6,040 |
| Health Service Executive | 5,940 | 6,247 | 6,451 | 6,531 | 6,549 | +307 | +204 | +98 | +18 | 7,934 |
| Bros. of Charity, Southern (Disabilities) | 740 | 776 | 811 | 827 | 790 | +35 | +35 | -21 | -37 | 1,046 |
| Cope Foundation (Disabilities) | 1,091 | 1,147 | 1,147 | 1,163 | 1,166 | +56 | +0 | +19 | +2 | 1,410 |
| Cork Dental Hospital (PC) | 103 | 112 | 121 | 117 | 111 | +9 | +9 | -10 | -7 | 179 |
| St. John of God, Kerry (Disabilities) | 315 | 320 | 326 | 321 | 315 | +5 | +6 | -11 | -6 | 388 |
| Section 38 Voluntary Agencies | 2,249 | 2,354 | 2,405 | 2,429 | 2,382 | +105 | +51 | -23 | -47 | 3,023 |
| CHO 4 | 8,189 | 8,602 | 8,856 | 8,961 | 8,931 | +413 | +255 | +74 | -30 | 10,957 |
| Health Service Executive | 4,158 | 4,308 | 4,440 | 4,571 | 4,615 | +150 | +132 | +175 | +44 | 5,448 |
| Bros. of Charity, Waterford (Disabilities) | 630 | 668 | 728 | 742 | 752 | +38 | +60 | +24 | +10 | 881 |
| Carriglea Cairde Services (Disabilities) | 214 | 214 | 225 | 224 | 220 | -1 | +11 | -5 | -4 | 265 |
| St. Patrick's, Kilkenny (Disabilities) | 279 | 287 | 278 | 268 | 266 | +8 | -9 | -12 | -1 | 290 |
| Section 38 Voluntary Agencies | 1,123 | 1,169 | 1,231 | 1,234 | 1,238 | +45 | +62 | +8 | +5 | 1,436 |
| CHO 5 | 5,282 | 5,477 | 5,671 | 5,805 | 5,853 | +195 | +194 | +182 | +49 | 6,884 |
| Health Service Executive | 1,605 | 1,689 | 1,744 | 1,772 | 1,791 | +84 | +55 | +47 | +19 | 2,039 |
| Children's Sunshine Home (Disabilities) | 58 | 56 | 58 | 53 | 52 | -3 | +2 | -6 | -1 | 59 |
| Dublin Dental Hospital (PC) | 91 | 93 | 93 | 92 | 92 | +1 | +0 | -1 | +1 | 168 |
| Leopardstown Park Hospital (Older People) | 211 | 207 | 202 | 187 | 187 | -4 | -5 | -15 | -1 | 211 |
| Our Lady's Hospice & Care, Wicklow (PC) | | | | 45 | 43 | | | +43 | -3 | 50 |
| Royal Hospital, Donnybrook, Dublin (Older People) | 272 | 268 | 271 | 270 | 271 | -4 | +3 | +0 | +1 | 285 |
| St John of God HQ (Disabilities) | | | | 50 | 50 | | | +50 | +0 | 52 |
| St. John of God (IDS) (Disabilities) | 456 | 468 | 464 | 425 | 414 | +11 | -4 | -50 | -11 | 496 |
| St. John of God (MHS) (MH) | 235 | 236 | 239 | 246 | 243 | +1 | +3 | +4 | -3 | 292 |
| Sunbeam House Services (Disabilities) | 449 | 450 | 491 | 480 | 486 | +0 | +41 | -5 | +6 | 542 |
| Section 38 Voluntary Agencies | 1,773 | 1,776 | 1,817 | 1,848 | 1,838 | +4 | +41 | +21 | -11 | 2,155 |
| CHO 6 | 3,378 | 3,465 | 3,561 | 3,620 | 3,628 | +87 | +96 | +67 | +8 | 4,194 |
| Health Service Executive | 3,151 | 3,319 | 3,391 | 3,411 | 3,433 | +167 | +72 | +42 | +21 | 3,954 |
| Cheeverstown House (Disabilities) | 396 | 395 | 434 | 427 | 423 | -2 | +40 | -11 | -5 | 482 |
| Kare, Newbridge, Co Kildare (Disabilities) | 360 | 377 | 424 | 448 | 432 | +17 | +47 | +8 | -16 | 508 |
| Our Lady's Hospice & Care, Dublin (PC) | 482 | 496 | 512 | 526 | 483 | +14 | +16 | -29 | -43 | 569 |
| Peamount Hospital (Newcastle) (Disabilities) | 486 | 483 | 539 | 549 | 544 | -4 | +56 | +6 | -5 | 642 |
| Stewart's Hospital, (Palmerstown) (Disabilities) | 852 | 914 | 967 | 1,057 | 1,080 | +62 | +53 | +114 | +23 | 1,252 |
| St. John of God Liffey Services (Disabilities) | 787 | 801 | 807 | 795 | 785 | +13 | +6 | -22 | -10 | 912 |

Employment by CHO & Administration: Jan 2023

| January 2023 | WTE Dec 2019 | WTE Dec 2020 | WTE Dec 2021 | WTE Dec 2022 | WTE Jan 2023 | Change Dec 2019 to Dec 20 | Change Dec 2020 to Dec 21 | Change Dec 2021 to Jan 23 | Change Dec 2022 to Jan 23 | Headcount [No.] Jan 2023 |
|--|---------------|---------------|---------------|---------------|---------------|---------------------------|---------------------------|---------------------------|---------------------------|--------------------------|
| Community Services | 52,089 | 54,377 | 56,370 | 57,523 | 57,674 | +2,288 | +1,993 | +1,304 | +152 | 67,714 |
| Section 38 Voluntary Agencies | 3,363 | 3,464 | 3,682 | 3,803 | 3,747 | +101 | +218 | +65 | -56 | 4,365 |
| CHO 7 | 6,515 | 6,783 | 7,073 | 7,215 | 7,180 | +268 | +290 | +106 | -35 | 8,319 |
| Health Service Executive | 4,583 | 4,742 | 4,755 | 4,753 | 4,785 | +159 | +13 | +30 | +32 | 5,665 |
| Muiriosa Foundation, Laois/Offaly (Disabilities) | 302 | 320 | 376 | 394 | 390 | +19 | +55 | +14 | -4 | 493 |
| Muiriosa Foundation, Longford/Westmeath (Disabilities) | 270 | 284 | 309 | 359 | 361 | +14 | +25 | +52 | +2 | 451 |
| Muiriosa Foundation, South Kildare (Disabilities) | 334 | 342 | 345 | 352 | 349 | +8 | +3 | +5 | -3 | 454 |
| St. John of God, Drumcar (Disabilities) | 647 | 648 | 665 | 655 | 656 | +2 | +17 | -9 | +1 | 745 |
| Section 38 Voluntary Agencies | 1,552 | 1,595 | 1,694 | 1,761 | 1,756 | +43 | +99 | +62 | -5 | 2,143 |
| CHO 8 | 6,135 | 6,337 | 6,449 | 6,514 | 6,541 | +202 | +112 | +92 | +27 | 7,808 |
| Health Service Executive | 3,407 | 3,660 | 3,834 | 3,905 | 3,953 | +252 | +174 | +119 | +49 | 4,443 |
| Avista, Dublin (Disabilities) | 1,034 | 1,063 | 1,075 | 1,078 | 1,083 | +29 | +12 | +8 | +5 | 1,277 |
| Central Remedial Clinic (Disabilities) | 278 | 296 | 313 | 340 | 333 | +17 | +17 | +20 | -6 | 385 |
| Incorporated Orthopaedic Hospital (Older People) | 226 | 267 | 278 | 273 | 276 | +41 | +11 | -2 | +3 | 314 |
| St. Michael's House, Dublin (Disabilities) | 1,431 | 1,453 | 1,459 | 1,449 | 1,443 | +23 | +6 | -16 | -6 | 1,765 |
| St. Vincent's, Fairview (MH) | 206 | 210 | 206 | 185 | 184 | +4 | -4 | -22 | -1 | 222 |
| Section 38 Voluntary Agencies | 3,175 | 3,290 | 3,331 | 3,325 | 3,319 | +115 | +41 | -12 | -6 | 3,963 |
| CHO 9 | 6,582 | 6,950 | 7,165 | 7,230 | 7,273 | +367 | +216 | +107 | +43 | 8,406 |
| other Community Services | 638 | 709 | 740 | 740 | 737 | +71 | +31 | -4 | -3 | 793 |
| Community Services | 52,089 | 54,377 | 56,370 | 57,523 | 57,674 | +2,288 | +1,993 | +1,304 | +152 | 67,714 |

**Gade Group Employment by WTE,
Headcount, Gender, Full-Time
/Part-Time etc.: Jan 2023**

| Grade Group | WTE | Headcount | WTE: no. | % Male | % female | Male WTE: no. | Female WTE: no. | % Total Perm | % Male Perm | % Female Perm | % Total Full Time | % Total Part Time |
|---------------------------------------|----------------|----------------|-------------|--------------|--------------|---------------|-----------------|--------------|--------------|---------------|-------------------|-------------------|
| Overall | 138,334 | 157,654 | 1.14 | 21.8% | 78.2% | 1.07 | 1.16 | 82.7% | 75.7% | 84.7% | 72.5% | 27.5% |
| Medical & Dental | 12,631 | 14,091 | 1.12 | 48.8% | 51.2% | 1.10 | 1.14 | 33.1% | 34.6% | 31.7% | 89.9% | 10.1% |
| Consultant Anaesthesia | 449 | 482 | 1.07 | 59.8% | 40.2% | 1.07 | 1.07 | 82.4% | 84.7% | 78.9% | 90.2% | 9.8% |
| Consultant Dentistry | 19 | 22 | 1.17 | 36.4% | 63.6% | 1.13 | 1.19 | 90.9% | 100.0% | 85.7% | 77.3% | 22.7% |
| Consultant Emergency Medicine | 158 | 172 | 1.09 | 63.4% | 36.6% | 1.08 | 1.12 | 65.1% | 62.4% | 69.8% | 84.3% | 15.7% |
| Consultant Intensive Care Medicine | 23 | 24 | 1.06 | 41.7% | 58.3% | 1.00 | 1.10 | 91.7% | 90.0% | 92.9% | 91.7% | 8.3% |
| Consultant Medicine | 1,095 | 1,196 | 1.09 | 55.7% | 44.3% | 1.08 | 1.11 | 74.7% | 75.8% | 73.4% | 85.7% | 14.3% |
| Consultant Obstetrics & Gynaecology | 181 | 200 | 1.11 | 44.5% | 55.5% | 1.08 | 1.13 | 79.0% | 80.9% | 77.5% | 85.5% | 14.5% |
| Consultant Paediatrics | 238 | 260 | 1.09 | 45.8% | 54.2% | 1.06 | 1.12 | 77.3% | 74.8% | 79.4% | 85.4% | 14.6% |
| Consultant Pathology | 300 | 329 | 1.10 | 39.5% | 60.5% | 1.08 | 1.11 | 83.0% | 83.1% | 82.9% | 87.2% | 12.8% |
| Consultant Psychiatry | 446 | 497 | 1.12 | 40.6% | 59.4% | 1.07 | 1.15 | 66.6% | 69.3% | 64.7% | 83.3% | 16.7% |
| Consultant Radiology | 319 | 343 | 1.07 | 56.6% | 43.4% | 1.06 | 1.09 | 85.7% | 88.1% | 82.6% | 90.1% | 9.9% |
| Consultant Surgery | 638 | 703 | 1.10 | 79.1% | 20.9% | 1.09 | 1.13 | 78.1% | 77.9% | 78.9% | 82.6% | 17.4% |
| Consultant, Other | 2 | 5 | 2.40 | 100.0% | | 2.40 | | 100.0% | 100.0% | #DIV/0 | 20.0% | 80.0% |
| Consultants | 3,868 | 4,233 | 1.09 | 56.1% | 43.9% | 1.08 | 1.11 | 76.9% | 77.9% | 75.6% | 85.7% | 14.3% |
| Registrar | 2,640 | 2,868 | 1.09 | 54.5% | 45.5% | 1.07 | 1.10 | 6.4% | 6.8% | 5.9% | 96.8% | 3.2% |
| Senior Registrar | 252 | 268 | 1.06 | 49.3% | 50.7% | 1.05 | 1.08 | 17.9% | 21.2% | 14.7% | 95.5% | 4.5% |
| Specialist Registrar | 1,449 | 1,634 | 1.13 | 43.5% | 56.5% | 1.11 | 1.14 | 7.6% | 8.5% | 6.9% | 96.4% | 3.6% |
| Registrars | 4,342 | 4,770 | 1.10 | 50.4% | 49.6% | 1.08 | 1.11 | 7.5% | 8.1% | 6.8% | 96.6% | 3.4% |
| Interns | 810 | 895 | 1.10 | 42.9% | 57.1% | 1.09 | 1.11 | 6.9% | 6.0% | 7.6% | 100.0% | 0.0% |
| Senior House Officer | 2,812 | 3,068 | 1.09 | 44.2% | 55.8% | 1.07 | 1.11 | 5.0% | 5.4% | 4.6% | 99.0% | 1.0% |
| SHO/ Interns | 3,622 | 3,963 | 1.09 | 43.9% | 56.1% | 1.08 | 1.11 | 5.4% | 5.5% | 5.3% | 99.2% | 0.8% |
| Dentists | 312 | 416 | 1.33 | 25.0% | 75.0% | 1.33 | 1.33 | 90.1% | 88.5% | 90.7% | 49.8% | 50.2% |
| Other Medical | 486 | 709 | 1.46 | 36.1% | 63.9% | 1.54 | 1.42 | 65.7% | 57.0% | 70.6% | 41.3% | 58.7% |
| Medical/ Dental, other | 799 | 1,125 | 1.41 | 32.0% | 68.0% | 1.47 | 1.38 | 74.8% | 66.1% | 78.8% | 44.4% | 55.6% |
| Nursing & Midwifery | 43,947 | 50,128 | 1.14 | 10.1% | 89.9% | 1.06 | 1.15 | 90.0% | 88.9% | 90.1% | 74.1% | 25.9% |
| Clinical Nurse/ Midwife Manager | 7,921 | 8,663 | 1.09 | 10.9% | 89.1% | 1.02 | 1.10 | 97.0% | 96.6% | 97.0% | 78.3% | 21.7% |
| Director Nursing/Midwifery, Assistant | 1,181 | 1,282 | 1.09 | 16.5% | 83.5% | 1.19 | 1.07 | 92.1% | 70.3% | 96.4% | 82.1% | 17.9% |
| Director of Nursing/Midwifery | 341 | 350 | 1.03 | 13.1% | 86.9% | 1.01 | 1.03 | 96.9% | 97.8% | 96.7% | 96.3% | 3.7% |
| Nurse/ Midwife Manager | 9,443 | 10,295 | 1.09 | 11.7% | 88.3% | 1.05 | 1.10 | 96.4% | 92.0% | 96.9% | 79.4% | 20.6% |
| Advanced Nurse/ Midwife Practitioner | 878 | 918 | 1.05 | 9.8% | 90.2% | 1.02 | 1.05 | 97.5% | 97.8% | 97.5% | 91.7% | 8.3% |

**Gade Group Employment by WTE,
Headcount, Gender, Full-Time
/Part-Time etc.: Jan 2023**

| Grade Group | WTE | Headcount | WTE: no. | % Male | % female | Male WTE: no. | Female WTE: no. | % Total Perm | % Male Perm | % Female Perm | % Total Full Time | % Total Part Time |
|--|----------------|----------------|-------------|--------------|--------------|---------------|-----------------|--------------|---------------|---------------|-------------------|-------------------|
| Overall | 138,334 | 157,654 | 1.14 | 21.8% | 78.2% | 1.07 | 1.16 | 82.7% | 75.7% | 84.7% | 72.5% | 27.5% |
| Clinical Nurse/ Midwife Specialist | 2,164 | 2,432 | 1.12 | 7.2% | 92.8% | 1.03 | 1.13 | 98.5% | 99.4% | 98.4% | 74.0% | 26.0% |
| Nurse/ Midwife Specialist & AN/MP | 3,042 | 3,350 | 1.10 | 7.9% | 92.1% | 1.03 | 1.11 | 98.2% | 98.9% | 98.2% | 78.8% | 21.2% |
| Nursing Bank | 11 | 23 | 2.19 | | 100.0% | #DIV/0 | 2.19 | 91.3% | #DIV/0 | 91.3% | 13.0% | 87.0% |
| Staff Midwives | 1,430 | 1,715 | 1.20 | 0.6% | 99.4% | 1.07 | 1.20 | 94.9% | 100.0% | 94.9% | 53.5% | 46.5% |
| Staff Nurse [Intellectual Disability] | 1,766 | 2,042 | 1.16 | 9.7% | 90.3% | 1.06 | 1.17 | 95.5% | 98.0% | 95.2% | 67.1% | 32.9% |
| Staff Nurse [Psychiatric] | 2,921 | 3,208 | 1.10 | 24.8% | 75.2% | 1.07 | 1.11 | 90.7% | 88.7% | 91.4% | 87.1% | 12.9% |
| Staff Nurses [General/ Children's] | 22,620 | 25,565 | 1.13 | 9.5% | 90.5% | 1.04 | 1.14 | 89.8% | 89.1% | 89.9% | 71.0% | 29.0% |
| Staff Nurse/ Staff Midwife | 28,747 | 32,553 | 1.13 | 10.5% | 89.5% | 1.05 | 1.14 | 90.5% | 89.5% | 90.6% | 71.3% | 28.7% |
| Public Health Nurse | 1,502 | 1,795 | 1.19 | 0.4% | 99.6% | 1.01 | 1.20 | 95.7% | 100.0% | 95.6% | 70.8% | 29.2% |
| Pre-registration Nurse/ Midwife Intern | 409 | 1,253 | 3.06 | 8.0% | 92.0% | 3.14 | 3.06 | 12.9% | 12.0% | 13.0% | 85.5% | 14.5% |
| Post-registration Nurse/ Midwife Student | 232 | 258 | 1.11 | 1.9% | 98.1% | 1.05 | 1.11 | 15.1% | 0.0% | 15.4% | 99.2% | 0.8% |
| Nursing/ Midwifery awaiting registration | 239 | 248 | 1.04 | 11.7% | 88.3% | 1.02 | 1.04 | 55.6% | 58.6% | 55.3% | 88.7% | 11.3% |
| Nursing/ Midwifery Student | 880 | 1,759 | 2.00 | 7.6% | 92.4% | 2.06 | 1.99 | 19.3% | 21.6% | 19.1% | 87.9% | 12.1% |
| Nursing Education/Clinical | 312 | 354 | 1.13 | 5.4% | 94.6% | 1.01 | 1.14 | 98.6% | 100.0% | 98.5% | 73.2% | 26.8% |
| Other Nursing/ Midwifery | 21 | 22 | 1.07 | 4.5% | 95.5% | 1.00 | 1.08 | 100.0% | 100.0% | 100.0% | 90.9% | 9.1% |
| Nursing/ Midwifery other | 333 | 376 | 1.13 | 5.3% | 94.7% | 1.01 | 1.14 | 98.7% | 100.0% | 98.6% | 74.2% | 25.8% |
| HSCP | 19,826 | 22,547 | 1.14 | 16.2% | 83.8% | 1.05 | 1.15 | 89.0% | 88.2% | 89.2% | 72.8% | 27.2% |
| Dietitians | 757 | 865 | 1.14 | 2.3% | 97.7% | 1.03 | 1.15 | 90.4% | 90.0% | 90.4% | 74.9% | 25.1% |
| Occupational Therapists | 1,958 | 2,189 | 1.12 | 7.9% | 92.1% | 1.06 | 1.12 | 89.5% | 88.5% | 89.6% | 80.7% | 19.3% |
| Orthoptists | 40 | 50 | 1.24 | 12.0% | 88.0% | 1.08 | 1.26 | 84.0% | 100.0% | 81.8% | 58.0% | 42.0% |
| Physiotherapists | 2,242 | 2,581 | 1.15 | 20.3% | 79.7% | 1.05 | 1.18 | 87.4% | 84.4% | 88.1% | 74.4% | 25.6% |
| Podiatrists & Chiropodists | 123 | 141 | 1.14 | 7.8% | 92.2% | 1.14 | 1.14 | 91.5% | 81.8% | 92.3% | 76.6% | 23.4% |
| Speech & Language Therapists | 1,230 | 1,413 | 1.15 | 1.4% | 98.6% | 1.05 | 1.15 | 90.7% | 85.0% | 90.8% | 74.1% | 25.9% |
| Therapy Professions | 6,352 | 7,239 | 1.14 | 10.4% | 89.6% | 1.05 | 1.15 | 89.1% | 85.6% | 89.5% | 76.2% | 23.8% |
| Audiology | 98 | 110 | 1.13 | 14.5% | 85.5% | 1.10 | 1.13 | 90.0% | 100.0% | 88.3% | 80.0% | 20.0% |
| Biochemists | 76 | 82 | 1.07 | 28.0% | 72.0% | 1.03 | 1.09 | 92.7% | 87.0% | 94.9% | 85.4% | 14.6% |
| Cardiac Physiologists | 247 | 275 | 1.11 | 17.5% | 82.5% | 1.05 | 1.13 | 87.3% | 85.4% | 87.7% | 81.8% | 18.2% |
| Clinical Engineering | 194 | 199 | 1.03 | 79.4% | 20.6% | 1.02 | 1.06 | 92.0% | 93.7% | 85.4% | 95.0% | 5.0% |
| Dosimetrists | 17 | 18 | 1.09 | 11.1% | 88.9% | 1.43 | 1.06 | 88.9% | 50.0% | 93.8% | 77.8% | 22.2% |
| E.C.G. Technicians | 8 | 10 | 1.23 | 20.0% | 80.0% | 1.04 | 1.28 | 80.0% | 100.0% | 75.0% | 50.0% | 50.0% |

**Gade Group Employment by WTE,
Headcount, Gender, Full-Time
/Part-Time etc.: Jan 2023**

| Grade Group | WTE | Headcount | WTE: no. | % Male | % female | Male WTE: no. | Female WTE: no. | % Total Perm | % Male Perm | % Female Perm | % Total Full Time | % Total Part Time |
|--------------------------------------|----------------|----------------|-------------|--------------|--------------|---------------|-----------------|--------------|--------------|---------------|-------------------|-------------------|
| Overall | 138,334 | 157,654 | 1.14 | 21.8% | 78.2% | 1.07 | 1.16 | 82.7% | 75.7% | 84.7% | 72.5% | 27.5% |
| Gastrointestinal Physiologists | 5 | 6 | 1.16 | 50.0% | 50.0% | 1.13 | 1.20 | 100.0% | 100.0% | 100.0% | 66.7% | 33.3% |
| Medical Science | 2,118 | 2,328 | 1.10 | 20.0% | 80.0% | 1.03 | 1.12 | 93.7% | 92.3% | 94.0% | 80.7% | 19.3% |
| Perfusionists | 18 | 21 | 1.14 | 47.6% | 52.4% | 1.13 | 1.14 | 90.5% | 80.0% | 100.0% | 71.4% | 28.6% |
| Phlebotomists | 235 | 307 | 1.31 | 24.1% | 75.9% | 1.26 | 1.32 | 79.2% | 74.3% | 80.7% | 50.2% | 49.8% |
| Physicists | 202 | 215 | 1.06 | 48.4% | 51.6% | 1.01 | 1.12 | 94.4% | 91.3% | 97.3% | 85.6% | 14.4% |
| Neuro-Physiologists | 53 | 59 | 1.11 | 25.4% | 74.6% | 1.00 | 1.15 | 86.4% | 93.3% | 84.1% | 83.1% | 16.9% |
| Radiation Therapists | 206 | 227 | 1.10 | 11.9% | 88.1% | 1.06 | 1.11 | 80.6% | 66.7% | 82.5% | 76.7% | 23.3% |
| Radiographers | 1,493 | 1,669 | 1.12 | 20.0% | 80.0% | 1.02 | 1.14 | 93.2% | 92.2% | 93.5% | 77.7% | 22.3% |
| Respiratory Physiologists | 75 | 82 | 1.09 | 20.7% | 79.3% | 1.03 | 1.11 | 97.6% | 100.0% | 96.9% | 87.8% | 12.2% |
| Vascular Physiologists | 33 | 38 | 1.16 | 21.1% | 78.9% | 1.13 | 1.17 | 84.2% | 75.0% | 86.7% | 71.1% | 28.9% |
| Health Science/ Diagnostics | 5,078 | 5,646 | 1.11 | 23.1% | 76.9% | 1.04 | 1.14 | 91.7% | 90.4% | 92.0% | 78.7% | 21.3% |
| Social Care | 3,147 | 3,712 | 1.18 | 16.7% | 83.3% | 1.09 | 1.20 | 91.7% | 92.3% | 91.6% | 49.6% | 50.4% |
| Social Workers | 1,450 | 1,619 | 1.12 | 15.4% | 84.6% | 1.04 | 1.13 | 91.3% | 90.0% | 91.5% | 81.0% | 19.0% |
| Psychologists | 1,134 | 1,283 | 1.13 | 17.5% | 82.5% | 1.04 | 1.15 | 78.7% | 81.3% | 78.2% | 76.9% | 23.1% |
| Pharmacists | 806 | 895 | 1.11 | 15.1% | 84.9% | 1.05 | 1.12 | 85.4% | 83.7% | 85.7% | 80.2% | 19.8% |
| Pharmacy Technicians | 524 | 592 | 1.13 | 3.9% | 96.1% | 1.06 | 1.13 | 86.7% | 91.3% | 86.5% | 74.8% | 25.2% |
| Pharmacy | 1,330 | 1,487 | 1.12 | 10.6% | 89.4% | 1.05 | 1.13 | 85.9% | 84.8% | 86.0% | 78.1% | 21.9% |
| Counsellor Therapists | 290 | 320 | 1.11 | 27.5% | 72.5% | 1.05 | 1.13 | 95.6% | 96.6% | 95.3% | 75.6% | 24.4% |
| Dental Hygienists | 62 | 80 | 1.30 | 1.3% | 98.8% | 1.00 | 1.30 | 95.0% | 100.0% | 94.9% | 51.2% | 48.8% |
| Environmental Health Officers | 548 | 596 | 1.09 | 22.0% | 78.0% | 1.02 | 1.11 | 98.8% | 96.9% | 99.4% | 86.2% | 13.8% |
| HSCP Trainees/ Students | 110 | 124 | 1.12 | 29.0% | 71.0% | 1.19 | 1.10 | 1.6% | 2.8% | 1.1% | 84.7% | 15.3% |
| Other Health & Social Care | 233 | 264 | 1.13 | 25.8% | 74.2% | 1.05 | 1.17 | 90.2% | 95.6% | 88.3% | 73.9% | 26.1% |
| Play Therapists/ Specialists | 53 | 66 | 1.24 | 4.5% | 95.5% | 1.00 | 1.25 | 86.4% | 100.0% | 85.7% | 56.1% | 43.9% |
| Vaccinators | 41 | 111 | 2.73 | 15.3% | 84.7% | 2.19 | 2.86 | 14.4% | 17.6% | 13.8% | 4.5% | 95.5% |
| H&SC, Other | 1,336 | 1,561 | 1.17 | 22.0% | 78.0% | 1.08 | 1.20 | 82.3% | 82.8% | 82.1% | 73.0% | 27.0% |
| Management Admin | 23,426 | 25,660 | 1.10 | 19.0% | 81.0% | 1.03 | 1.11 | 87.9% | 86.6% | 88.2% | 80.1% | 19.9% |
| Executive Management | 410 | 419 | 1.02 | 44.6% | 55.4% | 1.02 | 1.02 | 94.0% | 94.7% | 93.5% | 98.8% | 1.2% |
| Senior Management (VIII & GM) | 2,056 | 2,114 | 1.03 | 32.9% | 67.1% | 1.02 | 1.03 | 95.1% | 92.7% | 96.3% | 96.5% | 3.5% |
| Management (VIII & above) | 2,467 | 2,533 | 1.03 | 34.9% | 65.1% | 1.02 | 1.03 | 94.9% | 93.1% | 95.9% | 96.9% | 3.1% |
| Middle Management (V-VII) | 7,860 | 8,288 | 1.05 | 23.3% | 76.7% | 1.02 | 1.07 | 94.6% | 93.9% | 94.8% | 88.6% | 11.4% |

**Gade Group Employment by WTE,
Headcount, Gender, Full-Time
/Part-Time etc.: Jan 2023**

| Grade Group | WTE | Headcount | WTE: no. | % Male | % female | Male WTE: no. | Female WTE: no. | % Total Perm | % Male Perm | % Female Perm | % Total Full Time | % Total Part Time |
|---|----------------|----------------|-------------|--------------|--------------|---------------|-----------------|--------------|--------------|---------------|-------------------|-------------------|
| Overall | 138,334 | 157,654 | 1.14 | 21.8% | 78.2% | 1.07 | 1.16 | 82.7% | 75.7% | 84.7% | 72.5% | 27.5% |
| Other Administrative | 28 | 31 | 1.12 | 25.8% | 74.2% | 1.17 | 1.10 | 77.4% | 50.0% | 87.0% | 93.5% | 6.5% |
| Administrative/ Supervisory (V to VII) | 7,888 | 8,319 | 1.05 | 23.3% | 76.7% | 1.02 | 1.07 | 94.5% | 93.7% | 94.7% | 88.6% | 11.4% |
| Clerical (III & IV) | 13,072 | 14,808 | 1.13 | 13.9% | 86.1% | 1.05 | 1.15 | 82.9% | 77.2% | 83.9% | 72.5% | 27.5% |
| Support | 10,189 | 11,663 | 1.14 | 46.2% | 53.8% | 1.07 | 1.22 | 84.4% | 83.5% | 85.2% | 69.5% | 30.5% |
| Catering | 835 | 922 | 1.10 | 34.8% | 65.2% | 1.05 | 1.14 | 94.0% | 93.1% | 94.5% | 74.4% | 25.6% |
| Household Services | 4,645 | 5,542 | 1.19 | 23.2% | 76.8% | 1.11 | 1.22 | 82.1% | 72.3% | 85.1% | 56.9% | 43.1% |
| Other Labs & Associated | 624 | 677 | 1.08 | 30.4% | 69.6% | 1.06 | 1.09 | 75.6% | 74.8% | 76.0% | 87.0% | 13.0% |
| Other Support | 1,108 | 1,391 | 1.26 | 47.6% | 52.4% | 1.10 | 1.44 | 85.1% | 86.7% | 83.7% | 59.9% | 40.1% |
| Portering | 1,723 | 1,832 | 1.06 | 92.2% | 7.8% | 1.06 | 1.15 | 81.4% | 81.4% | 81.0% | 89.2% | 10.8% |
| Support | 8,936 | 10,364 | 1.16 | 40.2% | 59.8% | 1.08 | 1.22 | 83.0% | 80.0% | 85.0% | 66.5% | 33.5% |
| Maintenance | 1,099 | 1,141 | 1.04 | 95.5% | 4.5% | 1.03 | 1.11 | 95.6% | 95.5% | 98.0% | 93.3% | 6.7% |
| Technical Services | 154 | 158 | 1.02 | 82.9% | 17.1% | 1.02 | 1.05 | 96.8% | 96.2% | 100.0% | 96.8% | 3.2% |
| Maintenance/ Technical | 1,253 | 1,299 | 1.04 | 94.0% | 6.0% | 1.03 | 1.09 | 95.8% | 95.6% | 98.7% | 93.7% | 6.3% |
| PCC | 28,314 | 33,565 | 1.19 | 25.3% | 74.7% | 1.09 | 1.22 | 84.0% | 84.4% | 83.8% | 57.6% | 42.4% |
| Attendant/ Aide | 3,546 | 4,035 | 1.14 | 30.3% | 69.7% | 1.06 | 1.18 | 86.8% | 84.5% | 87.8% | 64.6% | 35.4% |
| Health Care Assistant/ Care Assistant | 15,218 | 17,632 | 1.16 | 24.6% | 75.4% | 1.08 | 1.18 | 86.6% | 87.3% | 86.4% | 61.4% | 38.6% |
| Health & Social Care Assistants | 437 | 483 | 1.11 | 21.3% | 78.7% | 1.08 | 1.11 | 74.7% | 80.6% | 73.2% | 78.9% | 21.1% |
| Health Care Assistants | 19,201 | 22,150 | 1.15 | 25.6% | 74.4% | 1.08 | 1.18 | 86.4% | 86.5% | 86.4% | 62.4% | 37.6% |
| Home Help | 3,736 | 5,271 | 1.41 | 5.6% | 94.4% | 1.33 | 1.42 | 71.7% | 49.0% | 73.0% | 15.3% | 84.7% |
| Ambulance Control | 173 | 186 | 1.07 | 58.1% | 41.9% | 1.09 | 1.05 | 96.8% | 98.1% | 94.9% | 99.5% | 0.5% |
| Ambulance Education | 211 | 233 | 1.10 | 52.8% | 47.2% | 1.08 | 1.13 | 0.0% | 0.0% | 0.0% | 100.0% | 0.0% |
| Ambulance Officers | 85 | 86 | 1.01 | 84.9% | 15.1% | 1.01 | 1.02 | 98.8% | 98.6% | 100.0% | 98.8% | 1.2% |
| Pre-Hospital Care (Ambulance) | 1,511 | 1,572 | 1.04 | 76.1% | 23.9% | 1.03 | 1.06 | 89.4% | 90.3% | 86.4% | 99.7% | 0.3% |
| Ambulance Staff | 1,981 | 2,077 | 1.05 | 72.2% | 27.8% | 1.04 | 1.07 | 80.4% | 83.9% | 71.4% | 99.7% | 0.3% |
| Health Promotion | 141 | 161 | 1.14 | 12.4% | 87.6% | 1.12 | 1.14 | 99.4% | 95.0% | 100.0% | 85.7% | 14.3% |
| Home Care Services | 186 | 210 | 1.13 | 13.8% | 86.2% | 1.23 | 1.12 | 91.0% | 79.3% | 92.8% | 73.8% | 26.2% |
| Other Care Grades | 1,296 | 1,520 | 1.17 | 23.8% | 76.3% | 1.08 | 1.21 | 93.2% | 92.0% | 93.5% | 68.0% | 32.0% |
| Pastoral Care | 123 | 186 | 1.52 | 74.2% | 25.8% | 1.63 | 1.27 | 54.3% | 43.5% | 85.4% | 51.6% | 48.4% |
| Workshop Services | 1,652 | 1,990 | 1.20 | 24.5% | 75.5% | 1.09 | 1.25 | 86.8% | 88.3% | 86.4% | 61.1% | 38.9% |
| Care, other | 3,398 | 4,067 | 1.20 | 25.5% | 74.5% | 1.14 | 1.22 | 88.4% | 83.5% | 90.1% | 64.9% | 35.1% |

**Hospital Group & CHO Employment by
WTE, Headcount, Gender, Full-Time
/Part-Time etc.: Jan 2023**

| Grade Group | WTE | Headcount | WTE: no. | % Male | % female | Male WTE: no. | Female WTE: no. | % Total Perm | % Male Perm | % Female Perm | % Total Full Time | % Total Part Time |
|--|----------------|----------------|-------------|--------------|--------------|---------------|-----------------|--------------|--------------|---------------|-------------------|-------------------|
| Overall | 138,334 | 157,654 | 1.14 | 21.8% | 78.2% | 1.07 | 1.16 | 82.7% | 75.7% | 84.7% | 72.5% | 27.5% |
| National Ambulance Service | 2,125 | 2,230 | 1.05 | 69.8% | 30.2% | 1.04 | 1.07 | 81.7% | 84.4% | 75.3% | 99.2% | 0.8% |
| Children's Health Ireland | 4,074 | 4,753 | 1.17 | 17.5% | 82.5% | 1.14 | 1.17 | 75.9% | 63.8% | 78.5% | 74.6% | 25.4% |
| Dublin Midlands Hospital Group | 12,441 | 13,922 | 1.12 | 23.4% | 76.6% | 1.07 | 1.13 | 82.6% | 73.9% | 85.3% | 80.6% | 19.4% |
| Ireland East Hospital Group | 14,857 | 16,418 | 1.11 | 25.1% | 74.9% | 1.05 | 1.12 | 84.9% | 77.2% | 87.5% | 79.0% | 21.0% |
| RCSI Hospitals Group | 11,326 | 12,588 | 1.11 | 24.0% | 76.0% | 1.06 | 1.13 | 84.5% | 72.7% | 88.2% | 80.0% | 20.0% |
| Saolta University Hospital Care | 11,286 | 12,784 | 1.13 | 22.2% | 77.8% | 1.06 | 1.15 | 77.5% | 62.3% | 81.8% | 73.7% | 26.3% |
| South/South West Hospital Group | 12,851 | 14,568 | 1.13 | 21.8% | 78.2% | 1.06 | 1.16 | 70.6% | 57.1% | 74.4% | 72.0% | 28.0% |
| University of Limerick Hospital Group | 5,306 | 5,849 | 1.10 | 21.0% | 79.0% | 1.04 | 1.12 | 81.5% | 68.6% | 84.9% | 80.8% | 19.2% |
| other Acute Services | 135 | 142 | 1.05 | 21.1% | 78.9% | 1.00 | 1.07 | 93.0% | 83.3% | 95.5% | 95.8% | 4.2% |
| Acute Services | 74,400 | 83,254 | 1.12 | 24.1% | 75.9% | 1.06 | 1.14 | 80.0% | 70.2% | 83.1% | 77.8% | 22.2% |
| CHO 1 | 6,427 | 7,387 | 1.15 | 17.1% | 82.9% | 1.08 | 1.16 | 84.2% | 84.4% | 84.2% | 65.2% | 34.8% |
| CHO 2 | 5,978 | 6,926 | 1.16 | 19.3% | 80.7% | 1.09 | 1.18 | 86.6% | 82.1% | 87.7% | 63.6% | 36.4% |
| CHO 3 | 5,128 | 6,040 | 1.18 | 14.4% | 85.6% | 1.09 | 1.19 | 86.3% | 83.2% | 86.8% | 59.0% | 41.0% |
| CHO 4 | 8,931 | 10,957 | 1.23 | 16.3% | 83.7% | 1.11 | 1.25 | 70.4% | 64.5% | 71.6% | 57.4% | 42.6% |
| CHO 5 | 5,853 | 6,884 | 1.18 | 16.7% | 83.3% | 1.10 | 1.19 | 90.5% | 85.1% | 91.6% | 60.6% | 39.4% |
| CHO 6 | 3,628 | 4,194 | 1.16 | 22.1% | 77.9% | 1.09 | 1.18 | 90.7% | 89.1% | 91.1% | 73.7% | 26.3% |
| CHO 7 | 7,180 | 8,319 | 1.16 | 20.3% | 79.7% | 1.08 | 1.18 | 88.5% | 87.2% | 88.8% | 72.0% | 28.0% |
| CHO 8 | 6,541 | 7,808 | 1.19 | 17.5% | 82.5% | 1.11 | 1.21 | 90.8% | 86.5% | 91.8% | 60.4% | 39.6% |
| CHO 9 | 7,273 | 8,406 | 1.16 | 18.0% | 82.0% | 1.07 | 1.18 | 88.0% | 86.6% | 88.4% | 68.6% | 31.4% |
| other Community Services | 737 | 793 | 1.08 | 41.7% | 58.3% | 1.08 | 1.07 | 86.3% | 81.3% | 89.8% | 91.7% | 8.3% |
| Community Services | 57,674 | 67,714 | 1.17 | 18.1% | 81.9% | 1.09 | 1.19 | 85.2% | 82.4% | 85.9% | 64.3% | 35.7% |
| Health & Wellbeing | 679 | 733 | 1.08 | 18.3% | 81.7% | 1.02 | 1.10 | 88.8% | 92.5% | 88.0% | 84.3% | 15.7% |
| Health Business Services | 396 | 411 | 1.04 | 68.4% | 31.6% | 1.03 | 1.05 | 95.4% | 95.0% | 96.2% | 94.2% | 5.8% |
| National & Central Services | 5,185 | 5,542 | 1.07 | 29.9% | 70.1% | 1.03 | 1.09 | 91.5% | 87.9% | 93.0% | 87.9% | 12.1% |
| National Services & Central Functions | 6,259 | 6,686 | 1.07 | 31.0% | 69.0% | 1.03 | 1.09 | 91.4% | 89.2% | 92.4% | 87.9% | 12.1% |

Care Group by WTE, Headcount,
Gender, Full-Time /Part-Time etc.: Jan
2023

| Grade Group | WTE | Headcount | WTE: no. | % Male | % female | Male WTE: no. | Female WTE: no. | % Total Perm | % Male Perm | % Female Perm | % Total Full Time | % Total Part Time |
|--|----------------|----------------|-------------|--------------|--------------|---------------|-----------------|--------------|--------------|---------------|-------------------|-------------------|
| Overall | 138,334 | 157,654 | 1.14 | 21.8% | 78.2% | 1.07 | 1.16 | 82.7% | 75.7% | 84.7% | 72.5% | 27.5% |
| Acute Hospital Services | 72,275 | 81,024 | 1.12 | 22.8% | 77.2% | 1.06 | 1.14 | 79.9% | 69.0% | 83.2% | 77.2% | 22.8% |
| Ambulance Services | 2,125 | 2,230 | 1.05 | 69.8% | 30.2% | 1.04 | 1.07 | 81.7% | 84.4% | 75.3% | 99.2% | 0.8% |
| Acute Services | 74,400 | 83,254 | 1.12 | 24.1% | 75.9% | 1.06 | 1.14 | 80.0% | 70.2% | 83.1% | 77.8% | 22.2% |
| Community Health & Wellbeing | 335 | 393 | 1.17 | 15.0% | 85.0% | 1.23 | 1.16 | 84.5% | 67.8% | 87.4% | 75.8% | 24.2% |
| Mental Health | 10,527 | 11,704 | 1.11 | 26.7% | 73.3% | 1.07 | 1.13 | 83.0% | 80.1% | 84.1% | 85.7% | 14.3% |
| Primary Care | 12,102 | 14,337 | 1.18 | 13.2% | 86.8% | 1.11 | 1.20 | 84.1% | 74.8% | 85.5% | 68.8% | 31.2% |
| Disabilities | 19,891 | 23,624 | 1.19 | 19.4% | 80.6% | 1.10 | 1.21 | 88.6% | 88.3% | 88.7% | 58.6% | 41.4% |
| Older People | 13,970 | 16,751 | 1.20 | 14.1% | 85.9% | 1.11 | 1.22 | 82.7% | 79.9% | 83.2% | 51.7% | 48.3% |
| CHO Operations | 849 | 905 | 1.07 | 23.5% | 76.5% | 1.04 | 1.07 | 90.3% | 87.8% | 91.0% | 92.8% | 7.2% |
| Community Services | 57,674 | 67,714 | 1.17 | 18.1% | 81.9% | 1.09 | 1.19 | 85.2% | 82.4% | 85.9% | 64.3% | 35.7% |
| Health & Well-being | 679 | 733 | 1.08 | 18.3% | 81.7% | 1.02 | 1.10 | 88.8% | 92.5% | 88.0% | 84.3% | 15.7% |
| Health Business Service | 396 | 411 | 1.04 | 68.4% | 31.6% | 1.03 | 1.05 | 95.4% | 95.0% | 96.2% | 94.2% | 5.8% |
| National & Central Services | 5,185 | 5,542 | 1.07 | 29.9% | 70.1% | 1.03 | 1.09 | 91.5% | 87.9% | 93.0% | 87.9% | 12.1% |
| National Services & Central Functions | 6,259 | 6,686 | 1.07 | 31.0% | 69.0% | 1.03 | 1.09 | 91.4% | 89.2% | 92.4% | 87.9% | 12.1% |

**Hospital Employment by WTE,
Headcount, Gender, Full-Time
/Part-Time etc.: Jan 2023**

| Grade Group | WTE | Headcount | WTE: no. | % Male | % female | Male WTE: no. | Female WTE: no. | % Total Perm | % Male Perm | % Female Perm | % Total Full Time | % Total Part Time |
|---------------------------------------|----------------|----------------|-------------|--------------|--------------|---------------|-----------------|--------------|--------------|---------------|-------------------|-------------------|
| Overall | 138,334 | 157,654 | 1.14 | 21.8% | 78.2% | 1.07 | 1.16 | 82.7% | 75.7% | 84.7% | 72.5% | 27.5% |
| Ambulance Services | 2,125 | 2,230 | 1.05 | 69.8% | 30.2% | 1.04 | 1.07 | 81.7% | 84.4% | 75.3% | 99.2% | 0.8% |
| National Ambulance Service | 2,125 | 2,230 | 1.05 | 69.8% | 30.2% | 1.04 | 1.07 | 81.7% | 84.4% | 75.3% | 99.2% | 0.8% |
| CHI at Connolly | 146 | 171 | 1.17 | 10.5% | 89.5% | 1.24 | 1.17 | 84.8% | 55.6% | 88.2% | 68.4% | 31.6% |
| CHI at Crumlin | 2,206 | 2,562 | 1.16 | 16.9% | 83.1% | 1.11 | 1.17 | 80.0% | 69.1% | 82.2% | 71.5% | 28.5% |
| CHI at Tallaght | 305 | 362 | 1.19 | 11.9% | 88.1% | 1.22 | 1.18 | 71.0% | 51.2% | 73.7% | 76.0% | 24.0% |
| CHI at Temple Street | 1,269 | 1,505 | 1.19 | 18.6% | 81.4% | 1.18 | 1.19 | 72.4% | 60.7% | 75.1% | 78.2% | 21.8% |
| CHI Programme | 107 | 112 | 1.05 | 40.2% | 59.8% | 1.03 | 1.06 | 33.0% | 40.0% | 28.4% | 95.5% | 4.5% |
| CHI Corporate | 41 | 41 | 1.00 | 29.3% | 70.7% | 1.00 | 1.01 | 70.7% | 91.7% | 62.1% | 97.6% | 2.4% |
| Children's Health Ireland | 4,074 | 4,753 | 1.17 | 17.5% | 82.5% | 1.14 | 1.17 | 75.9% | 63.8% | 78.5% | 74.6% | 25.4% |
| Coombe Women & Infants University | 955 | 1,074 | 1.12 | 15.0% | 85.0% | 1.03 | 1.14 | 83.8% | 71.4% | 86.0% | 70.7% | 29.3% |
| MRH Portlaoise | 847 | 933 | 1.10 | 19.1% | 80.9% | 1.02 | 1.12 | 86.1% | 71.3% | 89.5% | 77.7% | 22.3% |
| MRH Tullamore | 1,252 | 1,376 | 1.10 | 21.4% | 78.6% | 1.04 | 1.12 | 85.6% | 73.2% | 89.0% | 81.9% | 18.1% |
| Naas General | 941 | 1,060 | 1.13 | 19.6% | 80.4% | 1.08 | 1.14 | 87.6% | 82.2% | 89.0% | 82.5% | 17.5% |
| St. James's | 4,604 | 5,154 | 1.12 | 25.1% | 74.9% | 1.07 | 1.14 | 84.5% | 76.8% | 87.0% | 83.3% | 16.7% |
| St. Luke's Rathgar | 555 | 590 | 1.06 | 28.1% | 71.9% | 1.02 | 1.08 | 78.0% | 71.7% | 80.4% | 85.1% | 14.9% |
| Tallaght University | 3,227 | 3,673 | 1.14 | 25.8% | 74.2% | 1.10 | 1.15 | 76.9% | 69.8% | 79.4% | 78.6% | 21.4% |
| Hospital Group HQ | 60 | 62 | 1.04 | 12.9% | 87.1% | 1.00 | 1.05 | 90.3% | 62.5% | 94.4% | 98.4% | 1.6% |
| Dublin Midlands Hospital Group | 12,441 | 13,922 | 1.12 | 23.4% | 76.6% | 1.07 | 1.13 | 82.6% | 73.9% | 85.3% | 80.6% | 19.4% |
| Cappagh National Orthopaedic | 514 | 570 | 1.11 | 25.3% | 74.7% | 1.02 | 1.14 | 86.5% | 75.0% | 90.4% | 74.6% | 25.4% |
| Mater Misericordiae University | 3,862 | 4,234 | 1.10 | 26.3% | 73.7% | 1.08 | 1.10 | 78.9% | 68.8% | 82.5% | 81.7% | 18.3% |
| MRH Mullingar | 1,103 | 1,210 | 1.10 | 19.6% | 80.4% | 1.01 | 1.12 | 83.7% | 62.4% | 88.9% | 81.7% | 18.3% |
| National Maternity | 969 | 1,081 | 1.12 | 17.1% | 82.9% | 1.06 | 1.13 | 77.2% | 67.6% | 79.2% | 72.2% | 27.8% |
| National Rehabilitation | 639 | 718 | 1.12 | 26.3% | 73.7% | 1.13 | 1.12 | 76.9% | 73.5% | 78.1% | 76.6% | 23.4% |
| Our Lady's Navan | 633 | 719 | 1.14 | 26.4% | 73.6% | 1.05 | 1.17 | 85.7% | 71.1% | 90.9% | 69.8% | 30.2% |
| Royal Victoria Eye & Ear | 353 | 405 | 1.15 | 29.9% | 70.1% | 1.06 | 1.19 | 83.2% | 73.6% | 87.3% | 66.4% | 33.6% |
| St. Columcille's | 482 | 541 | 1.12 | 22.6% | 77.4% | 1.06 | 1.14 | 85.4% | 87.7% | 84.7% | 81.5% | 18.5% |
| St Luke's General Kilkenny | 1,300 | 1,474 | 1.13 | 22.5% | 77.5% | 1.02 | 1.17 | 78.6% | 61.3% | 83.6% | 72.2% | 27.8% |
| St. Michael's | 417 | 482 | 1.16 | 25.3% | 74.7% | 1.13 | 1.16 | 92.1% | 91.8% | 92.2% | 80.3% | 19.7% |
| St. Vincent's University | 3,322 | 3,561 | 1.07 | 29.9% | 70.1% | 1.04 | 1.09 | 96.5% | 95.9% | 96.8% | 85.0% | 15.0% |

**Hospital Employment by WTE,
Headcount, Gender, Full-Time
/Part-Time etc.: Jan 2023**

| Grade Group | WTE | Headcount | WTE: no. | % Male | % female | Male WTE: no. | Female WTE: no. | % Total Perm | % Male Perm | % Female Perm | % Total Full Time | % Total Part Time |
|--|----------------|----------------|-------------|--------------|--------------|---------------|-----------------|--------------|--------------|---------------|-------------------|-------------------|
| Overall | 138,334 | 157,654 | 1.14 | 21.8% | 78.2% | 1.07 | 1.16 | 82.7% | 75.7% | 84.7% | 72.5% | 27.5% |
| Wexford General | 1,172 | 1,306 | 1.11 | 22.1% | 77.9% | 1.03 | 1.14 | 87.4% | 74.7% | 91.0% | 76.4% | 23.6% |
| IEHG Bank | 20 | 32 | 1.62 | 6.3% | 93.8% | 1.47 | 1.63 | 100.0% | 100.0% | 100.0% | 21.9% | 78.1% |
| Hospital Group HQ | 73 | 85 | 1.16 | 18.8% | 81.2% | 1.10 | 1.18 | 92.9% | 87.5% | 94.2% | 80.0% | 20.0% |
| Ireland East Hospital Group | 14,857 | 16,418 | 1.11 | 25.1% | 74.9% | 1.05 | 1.12 | 84.9% | 77.2% | 87.5% | 79.0% | 21.0% |
| Beaumont | 4,403 | 4,778 | 1.09 | 28.6% | 71.4% | 1.05 | 1.10 | 82.9% | 72.0% | 87.3% | 79.6% | 20.4% |
| Cavan General | 1,282 | 1,457 | 1.14 | 19.8% | 80.2% | 1.07 | 1.16 | 84.6% | 66.0% | 89.1% | 75.8% | 24.2% |
| Connolly | 1,596 | 1,764 | 1.11 | 26.5% | 73.5% | 1.06 | 1.12 | 84.5% | 75.6% | 87.7% | 84.6% | 15.4% |
| Louth County | 306 | 343 | 1.12 | 19.5% | 80.5% | 1.09 | 1.13 | 98.0% | 95.5% | 98.6% | 72.0% | 28.0% |
| Monaghan | 156 | 182 | 1.17 | 9.9% | 90.1% | 1.15 | 1.17 | 97.8% | 94.4% | 98.2% | 61.0% | 39.0% |
| Our Lady of Lourdes | 2,524 | 2,793 | 1.11 | 22.0% | 78.0% | 1.04 | 1.13 | 86.8% | 73.6% | 90.5% | 84.4% | 15.6% |
| Rotunda | 992 | 1,201 | 1.21 | 15.7% | 84.3% | 1.16 | 1.22 | 78.6% | 66.7% | 80.8% | 73.9% | 26.1% |
| Hospital Group HQ | 67 | 70 | 1.05 | 15.7% | 84.3% | 1.00 | 1.05 | 97.1% | 90.9% | 98.3% | 98.6% | 1.4% |
| RCSI Hospitals Group | 11,326 | 12,588 | 1.11 | 24.0% | 76.0% | 1.06 | 1.13 | 84.5% | 72.7% | 88.2% | 80.0% | 20.0% |
| Galway University | 4,229 | 4,761 | 1.13 | 22.0% | 78.0% | 1.06 | 1.14 | 76.6% | 62.9% | 80.4% | 75.2% | 24.8% |
| Letterkenny University | 2,096 | 2,421 | 1.16 | 23.2% | 76.8% | 1.09 | 1.18 | 74.9% | 60.1% | 79.4% | 68.9% | 31.1% |
| Mayo University | 1,433 | 1,611 | 1.12 | 21.0% | 79.0% | 1.03 | 1.15 | 80.6% | 65.8% | 84.6% | 74.2% | 25.8% |
| Portiuncula University | 979 | 1,086 | 1.11 | 22.2% | 77.8% | 1.04 | 1.13 | 77.2% | 54.8% | 83.6% | 71.8% | 28.2% |
| Roscommon University | 430 | 480 | 1.12 | 19.0% | 81.0% | 1.05 | 1.13 | 78.8% | 69.2% | 81.0% | 71.5% | 28.5% |
| Sligo University | 2,013 | 2,312 | 1.15 | 23.4% | 76.6% | 1.08 | 1.17 | 79.5% | 63.1% | 84.4% | 75.6% | 24.4% |
| Hospital Group HQ | 107 | 113 | 1.06 | 20.4% | 79.6% | 1.06 | 1.06 | 83.2% | 73.9% | 85.6% | 93.8% | 6.2% |
| Saolta University Hospital Care | 11,286 | 12,784 | 1.13 | 22.2% | 77.8% | 1.06 | 1.15 | 77.5% | 62.3% | 81.8% | 73.7% | 26.3% |
| Bantry General | 330 | 376 | 1.14 | 15.7% | 84.3% | 1.13 | 1.14 | 77.7% | 61.0% | 80.8% | 67.6% | 32.4% |
| Cork University | 4,808 | 5,476 | 1.14 | 23.1% | 76.9% | 1.07 | 1.16 | 61.8% | 47.6% | 66.0% | 75.1% | 24.9% |
| Lourdes Orthopaedic Kilcreene | 74 | 85 | 1.16 | 21.2% | 78.8% | 1.05 | 1.19 | 89.4% | 61.1% | 97.0% | 51.8% | 48.2% |
| Mallow General | 264 | 305 | 1.16 | 14.4% | 85.6% | 1.08 | 1.17 | 66.6% | 50.0% | 69.3% | 65.9% | 34.1% |
| Mercy University | 1,453 | 1,632 | 1.12 | 21.4% | 78.6% | 1.02 | 1.15 | 77.5% | 70.6% | 79.4% | 66.3% | 33.7% |
| South Infirmary Victoria University | 856 | 1,017 | 1.19 | 19.2% | 80.8% | 1.09 | 1.21 | 73.9% | 60.5% | 77.1% | 51.5% | 48.5% |
| South Tipperary General | 1,072 | 1,209 | 1.13 | 19.8% | 80.2% | 1.04 | 1.15 | 75.9% | 61.9% | 79.4% | 70.6% | 29.4% |
| UH Kerry | 1,437 | 1,642 | 1.14 | 20.0% | 80.0% | 1.06 | 1.17 | 63.7% | 50.2% | 67.1% | 73.2% | 26.8% |
| UH Waterford | 2,483 | 2,746 | 1.11 | 23.7% | 76.3% | 1.03 | 1.13 | 83.3% | 68.9% | 87.8% | 78.3% | 21.7% |

**Hospital Employment by WTE,
Headcount, Gender, Full-Time
/Part-Time etc.: Jan 2023**

| Grade Group | WTE | Headcount | WTE: no. | % Male | % female | Male WTE: no. | Female WTE: no. | % Total Perm | % Male Perm | % Female Perm | % Total Full Time | % Total Part Time |
|--|----------------|----------------|-------------|--------------|--------------|---------------|-----------------|--------------|--------------|---------------|-------------------|-------------------|
| Overall | 138,334 | 157,654 | 1.14 | 21.8% | 78.2% | 1.07 | 1.16 | 82.7% | 75.7% | 84.7% | 72.5% | 27.5% |
| Hospital Group HQ | 73 | 80 | 1.10 | 21.3% | 78.8% | 1.25 | 1.06 | 77.5% | 52.9% | 84.1% | 86.3% | 13.8% |
| South/South West Hospital Group | 12,851 | 14,568 | 1.13 | 21.8% | 78.2% | 1.06 | 1.16 | 70.6% | 57.1% | 74.4% | 72.0% | 28.0% |
| Croom Orthopaedic | 313 | 344 | 1.10 | 23.3% | 76.7% | 1.03 | 1.12 | 84.3% | 75.0% | 87.1% | 77.9% | 22.1% |
| Ennis | 261 | 295 | 1.13 | 15.6% | 84.4% | 1.06 | 1.15 | 85.8% | 63.0% | 90.0% | 69.5% | 30.5% |
| Nenagh | 294 | 328 | 1.12 | 15.9% | 84.1% | 1.04 | 1.13 | 89.9% | 71.2% | 93.5% | 69.5% | 30.5% |
| St. John's Limerick | 337 | 372 | 1.10 | 15.6% | 84.4% | 1.01 | 1.12 | 91.9% | 74.1% | 95.2% | 73.4% | 26.6% |
| UH Limerick | 3,698 | 4,048 | 1.09 | 23.5% | 76.5% | 1.04 | 1.11 | 79.1% | 68.1% | 82.4% | 84.0% | 16.0% |
| UMH Limerick | 390 | 449 | 1.15 | 7.8% | 92.2% | 1.05 | 1.16 | 83.5% | 62.9% | 85.3% | 75.1% | 24.9% |
| Hospital Group HQ | 13 | 13 | 1.04 | 38.5% | 61.5% | 1.00 | 1.07 | 84.6% | 60.0% | 100.0% | 100.0% | 0.0% |
| University of Limerick Hospital Group | 5,306 | 5,849 | 1.10 | 21.0% | 79.0% | 1.04 | 1.12 | 81.5% | 68.6% | 84.9% | 80.8% | 19.2% |
| other Acute Services | 135 | 142 | 1.05 | 21.1% | 78.9% | 1.00 | 1.07 | 93.0% | 83.3% | 95.5% | 95.8% | 4.2% |
| Acute Services | 74,400 | 83,254 | 1.12 | 24.1% | 75.9% | 1.06 | 1.14 | 80.0% | 70.2% | 83.1% | 77.8% | 22.2% |
| CHO 1 | 6,427 | 7,387 | 1.15 | 17.1% | 82.9% | 1.08 | 1.16 | 84.2% | 84.4% | 84.2% | 65.2% | 34.8% |
| CHO 2 | 5,978 | 6,926 | 1.16 | 19.3% | 80.7% | 1.09 | 1.18 | 86.6% | 82.1% | 87.7% | 63.6% | 36.4% |
| CHO 3 | 5,128 | 6,040 | 1.18 | 14.4% | 85.6% | 1.09 | 1.19 | 86.3% | 83.2% | 86.8% | 59.0% | 41.0% |
| CHO 4 | 8,931 | 10,957 | 1.23 | 16.3% | 83.7% | 1.11 | 1.25 | 70.4% | 64.5% | 71.6% | 57.4% | 42.6% |
| CHO 5 | 5,853 | 6,884 | 1.18 | 16.7% | 83.3% | 1.10 | 1.19 | 90.5% | 85.1% | 91.6% | 60.6% | 39.4% |
| CHO 6 | 3,628 | 4,194 | 1.16 | 22.1% | 77.9% | 1.09 | 1.18 | 90.7% | 89.1% | 91.1% | 73.7% | 26.3% |
| CHO 7 | 7,180 | 8,319 | 1.16 | 20.3% | 79.7% | 1.08 | 1.18 | 88.5% | 87.2% | 88.8% | 72.0% | 28.0% |
| CHO 8 | 6,541 | 7,808 | 1.19 | 17.5% | 82.5% | 1.11 | 1.21 | 90.8% | 86.5% | 91.8% | 60.4% | 39.6% |
| CHO 9 | 7,273 | 8,406 | 1.16 | 18.0% | 82.0% | 1.07 | 1.18 | 88.0% | 86.6% | 88.4% | 68.6% | 31.4% |
| other Community Services | 737 | 793 | 1.08 | 41.7% | 58.3% | 1.08 | 1.07 | 86.3% | 81.3% | 89.8% | 91.7% | 8.3% |
| Community Services | 57,674 | 67,714 | 1.17 | 18.1% | 81.9% | 1.09 | 1.19 | 85.2% | 82.4% | 85.9% | 64.3% | 35.7% |
| National Services & Central Functions | 6,259 | 6,686 | 1.07 | 31.0% | 69.0% | 1.03 | 1.09 | 91.4% | 89.2% | 92.4% | 87.9% | 12.1% |

| | | | | | | | | | | | | | | | | | | | | | | | | | | | | | | | | | | |
|---|---------------|---------------|------------|------------|------------|------------|------------|-------------|-------------|------------|------------|-----------|-------------|-------------|------------|------------|------------|------------|-------------|-------------|-------------|-------------|-------------|-------------|-------------|---------------|-------------|------------|-------------|------------|-------------|-------------|-------------|-------|
| CHO 5 | +6.9% | +377 | +6 | +15 | -5 | +5 | +21 | +10 | +35 | -10 | +0 | +1 | +10 | +46 | +0 | +4 | +0 | +18 | +20 | +7 | +59 | +109 | +25 | +84 | +93 | +203 | -20 | -2 | -21 | -44 | -3 | +66 | +19 | |
| CHO 6 | +4.7% | +163 | +8 | +18 | -4 | +5 | +26 | +7 | +14 | -15 | -9 | +2 | +9 | +9 | -2 | +0 | +5 | +8 | +11 | +17 | +15 | +55 | +18 | +6 | +93 | +103 | -14 | +1 | -13 | -10 | | -8 | -17 | |
| CHO 7 | +5.8% | +397 | -3 | +1 | +2 | -18 | -17 | +58 | +21 | -13 | +1 | +3 | +19 | +88 | +7 | +7 | +3 | +4 | +76 | +16 | +32 | +145 | +21 | +60 | +75 | +156 | -24 | -0 | -24 | +2 | -1 | +48 | +49 | |
| CHO 8 | +3.2% | +204 | -2 | +9 | +4 | -9 | +1 | -6 | +22 | +14 | +5 | -2 | +9 | +41 | +4 | +3 | +5 | +28 | +19 | -14 | +41 | +15 | +28 | +38 | +81 | -16 | -3 | -19 | -10 | +27 | | +42 | +59 | |
| CHO 9 | +4.6% | +323 | +6 | +34 | -18 | +2 | +24 | +42 | +53 | -9 | +2 | -1 | -12 | +74 | -7 | +7 | -2 | -4 | +52 | +25 | +54 | +125 | +12 | +22 | +130 | +164 | -23 | -1 | -24 | -68 | | +29 | -40 | |
| other Comm | +3.9% | +27 | -2 | +11 | -1 | -0 | +9 | +6 | -3 | | | -1 | -28 | -25 | -0 | -1 | +8 | -0 | -1 | -17 | -2 | -13 | +9 | +6 | +40 | +55 | +4 | +1 | +5 | -3 | -1 | -4 | | |
| Community Services | +6.1% | +3,298 | +28 | +98 | -19 | -29 | +78 | +192 | +277 | -52 | +45 | +5 | +132 | +598 | +8 | +37 | +18 | +74 | +239 | +133 | +441 | +950 | +166 | +361 | +777 | +1,304 | -143 | +9 | -135 | -27 | +192 | +336 | +501 | |
| HWB | +32.7% | +167 | +23 | +8 | | -19 | +12 | +29 | -2 | -1 | | | +19 | +46 | -17 | | -1 | +37 | | -4 | +15 | +24 | +18 | +53 | +94 | +1 | | +1 | +1 | | -1 | -1 | | |
| HBS | +40.7% | -272 | | | | | | +4 | | | | -1 | | +3 | | | | | | | -1 | -15 | -173 | -70 | -258 | -3 | -14 | -16 | | | | | | |
| National & Central Services | +24.1% | +1,006 | +1 | +0 | -0 | +5 | +6 | +23 | -2 | -0 | | +4 | -1 | +25 | -6 | -1 | +15 | +13 | | +17 | +6 | +44 | +172 | +213 | +548 | +933 | -1 | +1 | +0 | +0 | | -2 | -2 | |
| National Services & Central Fu | +16.8% | +901 | +24 | +8 | -0 | -14 | +17 | +56 | -3 | -1 | | +4 | +18 | +74 | -23 | -1 | +14 | +49 | | +17 | +2 | +59 | +180 | +58 | +531 | +769 | -2 | -13 | -15 | +1 | | | | |
| | | | +11.8% | +12.0% | +0.8% | -4.1% | +7.4% | +13.2% | +32.3% | -3.5% | +48.8% | -8.1% | +7.4% | +10.1% | +7.4% | +6.4% | +14.3% | +17.8% | +8.2% | +17.1% | +14.1% | +11.3% | +25.2% | +8.6% | +35.5% | +18.1% | +3.0% | +4.5% | +3.2% | +3.5% | +5.4% | +5.5% | +12.8% | +4.9% |

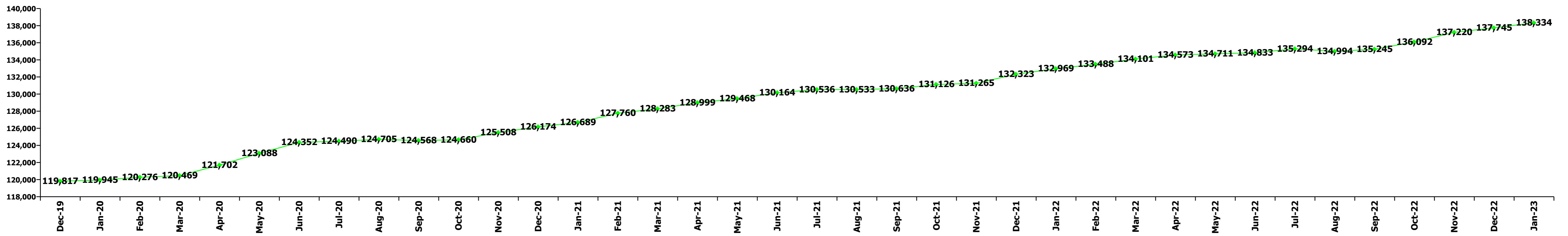
Dec 19 change summary

| WTE change since Dec 19 | % change since Dec 19 | Change since Dec 19 | Consultants | Registrars | SHO/ Interns | Medical other | Medical & Dental | Nurse Manager | CNMS/ ANMP | PHN | Nurse Student | Nurse other | Staff Nurse | Nursing & Midwifery | Science & Diag | Psychologists | Pharmacy | H&SC, Other | Social Care | Social Workers | Therapists | Health & Social Care Professionals | Vlll+ | Clerical (III & IV) | Grade V-VII | Management & Administrative | Support | Mainten/Tech | General Support | HCAs | Home Help | Ambulance | Care, other | Patient & Client Care | | |
|---|-----------------------|---------------------|---------------|---------------|---------------|---------------|------------------|---------------|---------------|-----|---------------|---------------|--------------|---------------------|----------------|---------------|---------------|---------------|---------------|----------------|---------------|------------------------------------|---------------|---------------------|---------------|-----------------------------|---------------|--------------|-----------------|--------------|---------------|--------------|--------------|-----------------------|---------------|------|
| Overall | +15.5% | +18,516 | +618 | +662 | +506 | -13 | +1,773 | +1,459 | +1,045 | | -35 | +236 | -17 | +3,055 | +5,742 | +578 | +130 | +292 | +213 | +437 | +285 | +1,117 | +3,052 | +625 | +1,267 | +2,688 | +4,580 | +702 | +71 | +773 | +1,804 | +167 | +153 | +472 | +2,596 | |
| NAS | +9.9% | +192 | | | | | | +2 | | | | | | +2 | | | | | | | | | | | +5 | +25 | +42 | -0 | -1 | -1 | | +155 | +4 | +150 | | |
| CHI | +13.1% | +471 | +58 | -0 | +9 | +0 | +67 | +47 | +55 | | -6 | -2 | +69 | +162 | +27 | +8 | +13 | +11 | | | +9 | +25 | +94 | +21 | +12 | +81 | +114 | +22 | -0 | +22 | +17 | | | -5 | +12 | |
| DMHG | +15.0% | +1,622 | +103 | +93 | +48 | +1 | +245 | +113 | +119 | | +60 | +2 | +337 | +630 | +76 | +5 | +18 | +23 | | | +9 | +80 | +212 | +29 | +97 | +132 | +258 | +33 | -0 | +33 | +232 | | +12 | +245 | | |
| IEHG | +18.8% | +2,355 | +119 | +127 | +105 | +10 | +362 | +286 | +97 | | +151 | +105 | +26 | +380 | +888 | +124 | +15 | +25 | | | +29 | +90 | +295 | +75 | +111 | +241 | +426 | +56 | +18 | +75 | +303 | | +6 | +309 | | |
| RCSI | +17.2% | +1,663 | +92 | +70 | +88 | -1 | +249 | +260 | +96 | | -45 | -17 | +470 | +764 | +69 | +1 | +26 | +5 | | | +10 | +79 | +192 | +23 | +40 | +160 | +224 | +33 | +24 | +57 | +183 | | -5 | +178 | | |
| Saolta | +22.0% | +2,033 | +51 | +70 | +119 | +2 | +242 | +146 | +98 | | -1 | +39 | +3 | +547 | +831 | +114 | +5 | +55 | +21 | -0 | +16 | +86 | +295 | +10 | +187 | +156 | +352 | +83 | +2 | +85 | +171 | | +57 | +228 | | |
| SSWHG | +22.1% | +2,324 | +86 | +126 | +74 | +2 | +288 | +91 | +132 | | +2 | +2 | +633 | +861 | +153 | +6 | +83 | +2 | | | +16 | +156 | +415 | +25 | +112 | +175 | +312 | +269 | +6 | +275 | +164 | | +8 | +172 | | |
| ULHG | +28.0% | +1,160 | +39 | +48 | +61 | +0 | +148 | +115 | +49 | | +4 | +2 | +249 | +419 | +14 | +2 | +14 | +6 | | | +2 | +37 | +76 | +12 | +98 | +115 | +225 | +430 | +18 | +449 | -155 | | -1 | -156 | | |
| other Acute | +48.1% | +44 | | | | | | +5 | | | | | | +5 | +1 | | +5 | | | | -1 | +5 | +4 | +6 | +24 | +34 | | | | | | | | | | |
| Acute Services | +19.0% | +11,863 | +549 | +534 | +504 | +13 | +1,600 | +1,063 | +646 | | -1 | +205 | -36 | +2,684 | +4,561 | +579 | +41 | +240 | +81 | -0 | +90 | +552 | +1,583 | +212 | +668 | +1,107 | +1,987 | +927 | +67 | +994 | +914 | | +155 | +68 | +1,138 | |
| CHO 1 | +17.5% | +959 | +5 | +12 | -3 | -17 | -3 | +23 | +72 | | +2 | +5 | +1 | +81 | +184 | +3 | +7 | +1 | +14 | +7 | +24 | +87 | +143 | +23 | +109 | +112 | +244 | -23 | -1 | -24 | +177 | +191 | | +47 | +415 | |
| CHO 2 | +7.8% | +433 | +2 | +12 | +7 | -4 | +18 | +24 | +49 | | -6 | +24 | +2 | +18 | +111 | +2 | +16 | +2 | | | +9 | +81 | +194 | +15 | -18 | +114 | +111 | -16 | +11 | -4 | +41 | -102 | | +65 | +3 | |
| CHO 3 | +17.7% | +771 | +6 | +6 | +6 | -7 | +12 | +21 | +23 | | +2 | +2 | +0 | +73 | +120 | +4 | +6 | +1 | +4 | +37 | +9 | +71 | +132 | +21 | +27 | +80 | +128 | -14 | +7 | +136 | +163 | | +87 | +386 | | |
| CHO 4 | +9.1% | +742 | +11 | -7 | +7 | +25 | +36 | +64 | +37 | | -1 | -23 | +0 | +74 | +151 | +2 | +18 | +0 | +10 | +33 | +37 | +113 | +213 | +19 | +67 | +106 | +192 | +14 | +2 | +16 | +174 | -70 | | +30 | +134 | |
| CHO 5 | +10.8% | +572 | +5 | +17 | -5 | +10 | +27 | +37 | +61 | | +5 | +1 | +14 | +110 | +4 | +4 | +1 | +15 | | | +9 | +11 | +56 | +100 | +29 | +79 | +106 | +214 | -52 | -9 | -61 | +131 | -25 | | +42 | +123 |
| CHO 6 | +7.4% | +250 | +11 | +13 | -0 | -2 | +22 | +2 | +18 | | -20 | -6 | +3 | +22 | +18 | +0 | +10 | +5 | +5 | +39 | +14 | +15 | +88 | +19 | +29 | +75 | +124 | -13 | +0 | -13 | +18 | | -7 | +10 | | |
| CHO 7 | +10.2% | +665 | +3 | +6 | +5 | -18 | -4 | +69 | +37 | | +1 | +2 | +47 | +144 | +8 | +13 | +0 | +1 | +105 | +19 | +45 | +191 | +33 | +89 | +107 | +230 | -33 | +5 | -28 | +70 | +4 | | +59 | +133 | | |
| CHO 8 | +6.6% | +406 | -1 | +17 | -7 | -9 | -0 | +2 | +33 | | +15 | +17 | +1 | +24 | +93 | +6 | +4 | +6 | +48 | +20 | +4 | +80 | +20 | +54 | +65 | +138 | -25 | -3 | -28 | +76 | +5 | | +42 | +123 | | |
| CHO 9 | +10.5% | +690 | +2 | +27 | -13 | +1 | +18 | +64 | +70 | | -3 | +7 | +2 | +15 | +155 | -10 | +25 | +3 | -6 | +103 | +38 | +97 | +250 | +17 | +77 | +165 | +260 | -73 | +0 | -72 | +39 | | +41 | +80 | | |
| other Comm | +15.4% | +98 | -1 | +9 | +4 | -0 | +12 | +22 | +2 | | | | -27 | -3 | -1 | -1 | +10 | +1 | -1 | -13 | -1 | -6 | +13 | +6 | +42 | +60 | +10 | +5 | +15 | +23 | | -1 | +22 | | | |
| Community Services | +10.7% | +5,586 | +45 | +113 | +1 | -22 | +137 | +328 | +401 | | -31 | +31 | +13 | +341 | +1,083 | +18 | +90 | +27 | +65 | +437 | +179 | +569 | +1,385 | +209 | +520 | +972 | +1,701 | -224 | +17 | -208 | +883 | +167 | | +438 | +1,488 | |
| HWB | +18.3% | +105 | +24 | +9 | | -7 | +27 | +30 | -2 | | -2 | | +22 | +47 | -17 | | +2 | +41 | | | | -13 | +13 | +20 | +25 | +48 | +1 | | +1 | +1 | | | -32 | -31 | | |
| HBS | +39.4% | -257 | | | | -2 | -2 | +1 | | | | -1 | | +1 | | | | -1 | | | | -1 | -17 | -158 | -61 | -237 | -5 | -14 | -19 | | | | | | | |
| National & Central Services | +30.8% | +1,221 | -0 | +6 | +0 | +4 | +11 | +36 | +0 | | +7 | +8 | +50 | +36 | -2 | -1 | +23 | +27 | | +16 | +9 | +73 | +200 | +236 | +645 | +1,081 | +3 | +2 | +4 | +5 | | -2 | -2 | +2 | | |
| National Services & Central Fu | +20.6% | +1,068 | +24 | +16 | +0 | -4 | +36 | +67 | -2 | | -2 | +6 | +29 | +98 | -19 | -1 | +26 | +67 | | +16 | -4 | +85 | +203 | +80 | +609 | +891 | -1 | -12 | -13 | +6 | | | -2 | -34 | -29 | |
| % change since Dec 19 | | | +19.0% | +18.0% | +16.2% | -1.6% | +16.3% | +18.3% | +52.4% | | -2.3% | +36.7% | -4.9% | +11.9% | +15.0% | +12.8% | +13.0% | +28.1% | +19.0% | +16.1% | +24.5% | +21.3% | +18.2% | +33.9% | +10.7% | +51.7% | +24.3% | +8.5% | +6.0% | +8.2% | +10.4% | +4.7% | +8.4% | +16.1% | +10.1% | |

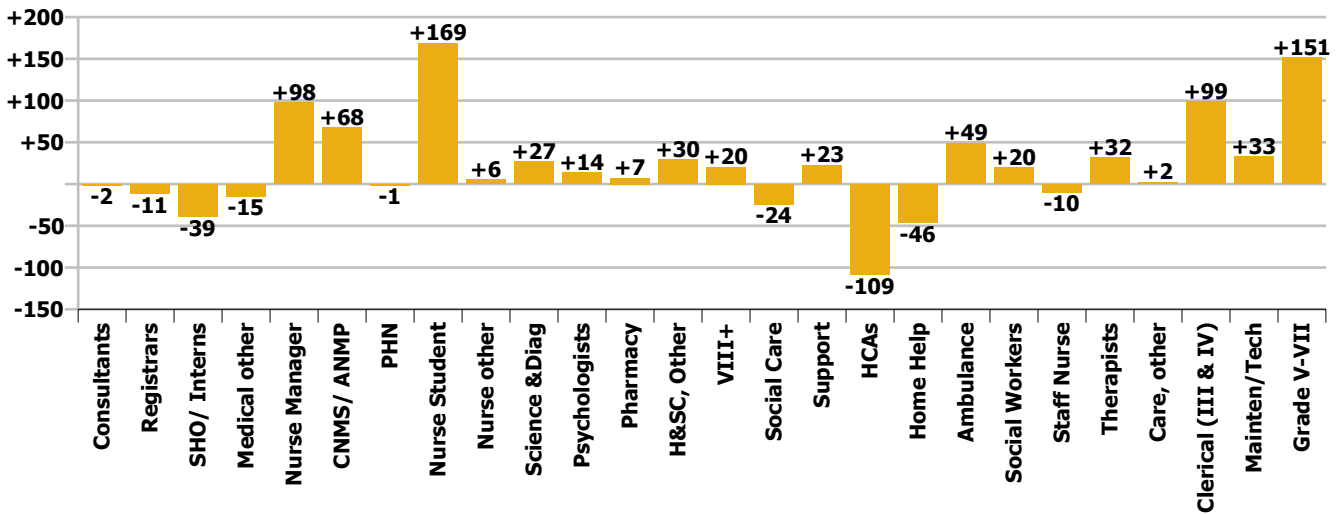


Dec 19 change summary

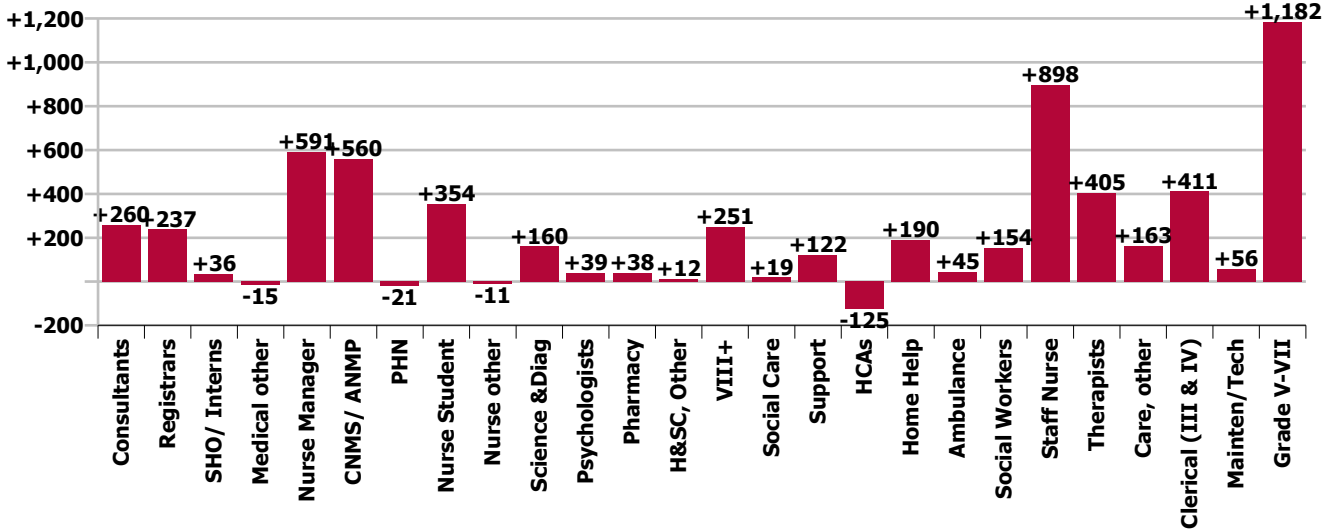
| WTE change since Dec 19 | % change since Dec 19 | Change since Dec 19 | Consultants | Registrars | SHO/ Interns | Medical other | Medical & Dental | Nurse Manager | CNMS/ ANMP | PHN | Nurse Student | Nurse other | Staff Nurse | Nursing & Midwifery | Science & Diag | Psychologists | Pharmacy | H&SC, Other | Social Care | Social Workers | Therapists | Health & Social Care Professionals | VIII+ | Clerical (III & IV) | Grade V-VII | Management & Administrative | Support | Mainten/Tech | General Support | HcAs | Home Help | Ambulance | Care, other | Patient & Client Care | | |
|---|-----------------------|---------------------|---------------|---------------|---------------|---------------|------------------|---------------|---------------|--------------|---------------|--------------|---------------|---------------------|----------------|---------------|---------------|---------------|---------------|----------------|---------------|------------------------------------|---------------|---------------------|---------------|-----------------------------|--------------|--------------|-----------------|---------------|--------------|--------------|---------------|-----------------------|---------------|------------|
| Overall | +15.5% | +18,516 | +618 | +662 | +506 | -13 | +1,773 | +1,459 | +1,045 | -35 | +236 | -17 | +3,055 | +5,742 | +578 | +130 | +292 | +213 | +437 | +285 | +1,117 | +3,052 | +625 | +1,267 | +2,688 | +4,580 | +702 | +71 | +773 | +1,804 | +167 | +153 | +472 | +2,596 | | |
| Acute Hospital Services | +19.3% | +11,671 | +549 | +534 | +504 | +13 | +1,600 | +1,061 | +646 | -1 | +205 | -36 | +2,685 | +4,560 | +579 | +41 | +240 | +81 | -0 | +90 | +553 | +1,584 | +199 | +663 | +1,083 | +1,945 | +927 | +68 | +995 | +916 | | | +72 | +988 | | |
| Ambulance Services | +9.9% | +192 | | | | | | +2 | | | | | -0 | +2 | | | | | | | -1 | -1 | +13 | +5 | +25 | +42 | -0 | -1 | -1 | | | +155 | -4 | +150 | | |
| Acute Services | +19.0% | +11,863 | +549 | +534 | +504 | +13 | +1,600 | +1,063 | +646 | -1 | +205 | -36 | +2,684 | +4,561 | +579 | +41 | +240 | +81 | -0 | +90 | +552 | +1,583 | +212 | +668 | +1,107 | +1,987 | +927 | +67 | +994 | +914 | | | +155 | +68 | +1,138 | |
| Community Health & Wellbeing | -100.0% | +335 | | | | +2 | +2 | +4 | | +1 | | | | +5 | +1 | | | +13 | | | +10 | +25 | +16 | +39 | +80 | +134 | | +1 | +1 | +6 | | | +161 | +167 | | |
| Mental Health | +5.8% | +573 | +39 | +76 | -2 | -0 | +113 | +67 | +183 | | +8 | +6 | -71 | +194 | | +54 | +0 | +24 | -0 | +70 | +18 | +167 | +17 | +11 | +58 | +86 | -26 | -2 | -29 | +40 | | | +2 | +41 | | |
| Primary Care | +14.2% | +1,503 | +7 | +36 | +3 | -16 | +31 | +118 | +142 | +7 | +5 | +0 | +187 | +416 | +17 | -1 | +11 | +44 | +3 | +63 | +458 | +595 | -49 | +114 | +164 | +228 | -24 | -24 | -46 | +173 | -4 | | +109 | +278 | | |
| Disabilities | +8.7% | +1,589 | -5 | -4 | +2 | -2 | -9 | +76 | +12 | +6 | +15 | +4 | +40 | +152 | +2 | +34 | +1 | -19 | +434 | +18 | +18 | +489 | +54 | +95 | +206 | +354 | -111 | +7 | -104 | +623 | -30 | | +113 | +706 | | |
| Older People | +5.6% | +737 | +3 | +4 | -2 | -7 | -2 | +35 | +50 | -2 | +2 | +2 | +180 | +267 | -1 | +1 | +4 | +2 | -0 | -27 | +63 | +42 | +45 | +75 | +104 | +224 | -71 | -6 | -77 | +36 | +200 | | +48 | +284 | | |
| CHO Operations | -100.0% | +849 | | +1 | | | +1 | +28 | +13 | | +1 | +1 | +5 | +48 | | +1 | +10 | +1 | | +54 | +1 | +67 | +128 | +186 | +360 | +674 | +7 | +40 | +47 | +6 | | | +6 | +12 | | |
| Community Services | +10.7% | +5,586 | +45 | +113 | +1 | -22 | +137 | +328 | +401 | -31 | +31 | +13 | +341 | +1,083 | +18 | +90 | +27 | +65 | +437 | +179 | +569 | +1,385 | +209 | +520 | +972 | +1,701 | -224 | +17 | -208 | +883 | +167 | | | +438 | +1,488 | |
| Health & Well-being | +18.3% | +105 | +24 | +9 | | -7 | +27 | +30 | -2 | -2 | | | +22 | +47 | -17 | | +2 | +41 | | | -13 | +13 | +20 | +2 | +25 | +48 | +1 | | +1 | | | | | -32 | -31 | |
| Health Business Service | -39.4% | -257 | | | | -2 | -2 | +1 | | | | -1 | | +1 | | | | -1 | | | | -1 | -17 | -158 | -61 | -237 | -5 | -14 | -19 | | | | | | | |
| National & Central Services | +30.8% | +1,221 | -0 | +6 | +0 | +4 | +11 | +36 | +0 | | +7 | +8 | +50 | +0 | -2 | -1 | +23 | +27 | | | +16 | +9 | +73 | +200 | +236 | +645 | +1,081 | +3 | +2 | +4 | +5 | | -2 | -2 | +2 | |
| National Services & Central Fu | +20.6% | +1,068 | +24 | +16 | +0 | -4 | +36 | +67 | -2 | -2 | | +6 | +29 | +98 | -19 | -1 | +26 | +67 | | | +16 | +9 | +85 | +203 | +80 | +609 | +891 | -1 | -12 | -13 | +6 | | | -2 | -34 | -29 |
| % change since Dec 19 | | | +19.0% | +18.0% | +16.2% | -1.6% | +16.3% | +18.3% | +52.4% | -2.3% | +36.7% | -4.9% | +11.9% | +15.0% | +12.8% | +13.0% | +28.1% | +19.0% | +16.1% | +24.5% | +21.3% | +18.2% | +33.9% | +10.7% | +51.7% | +24.3% | +8.5% | +6.0% | +8.2% | +10.4% | +4.7% | +8.4% | +16.1% | +10.1% | | |



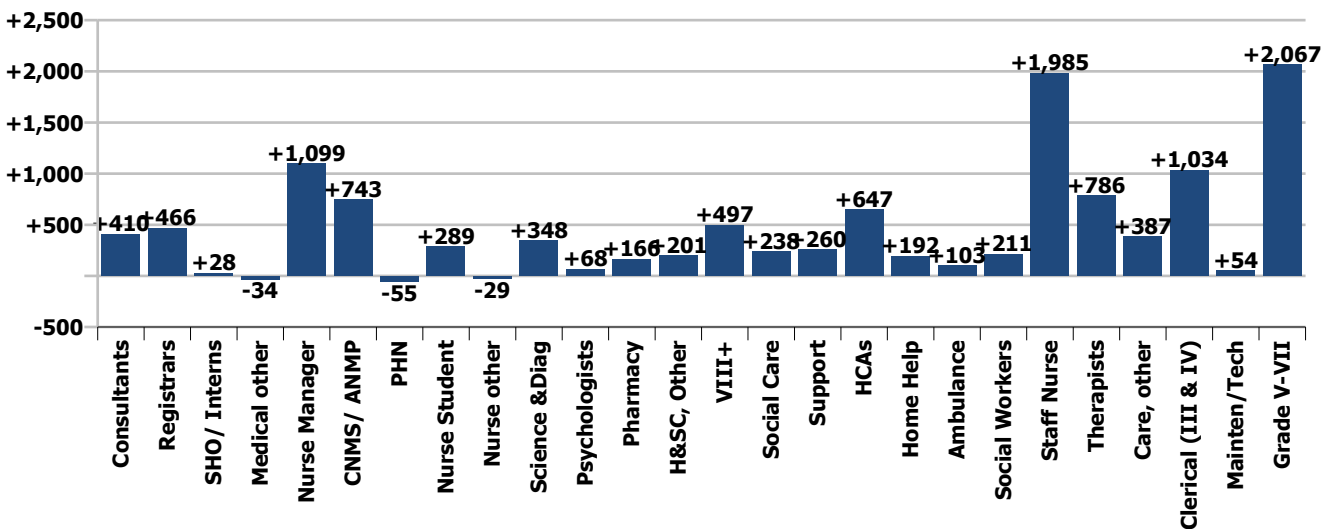
Staff Group change since: Dec 2022



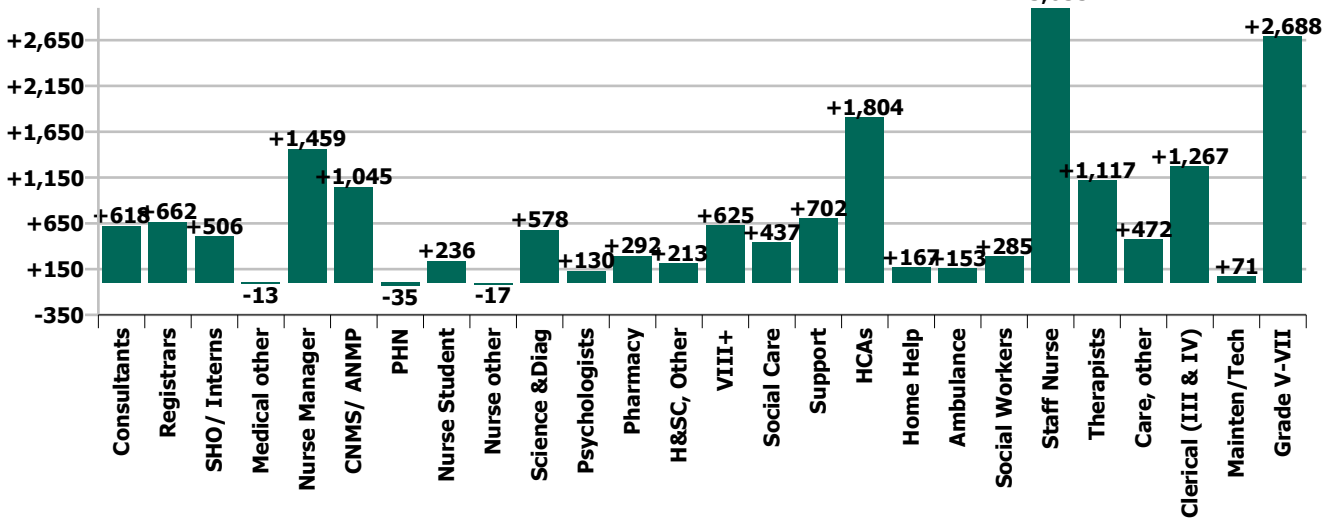
Staff Group change since: Dec 2021



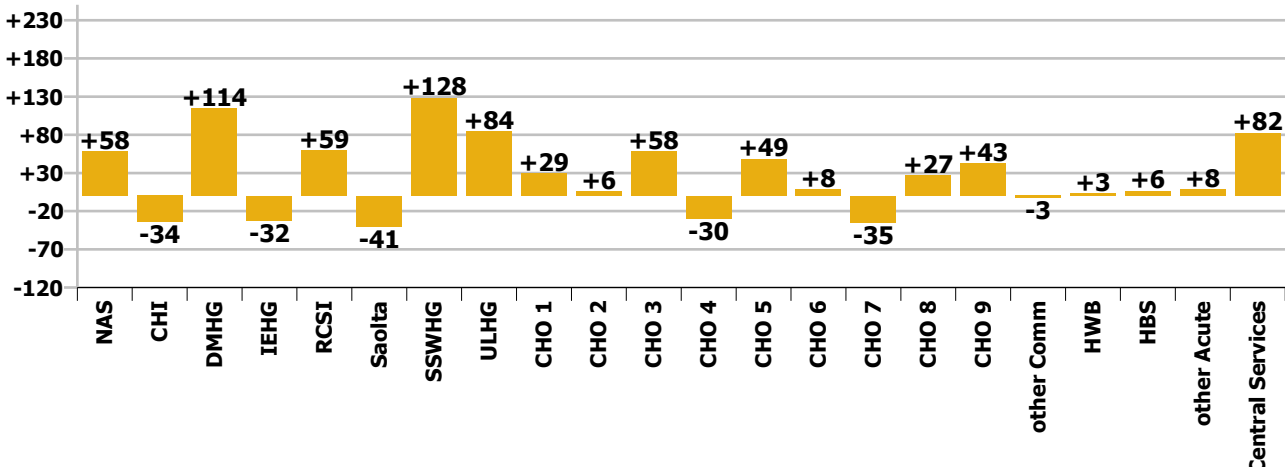
Staff Group change since: Dec 2020



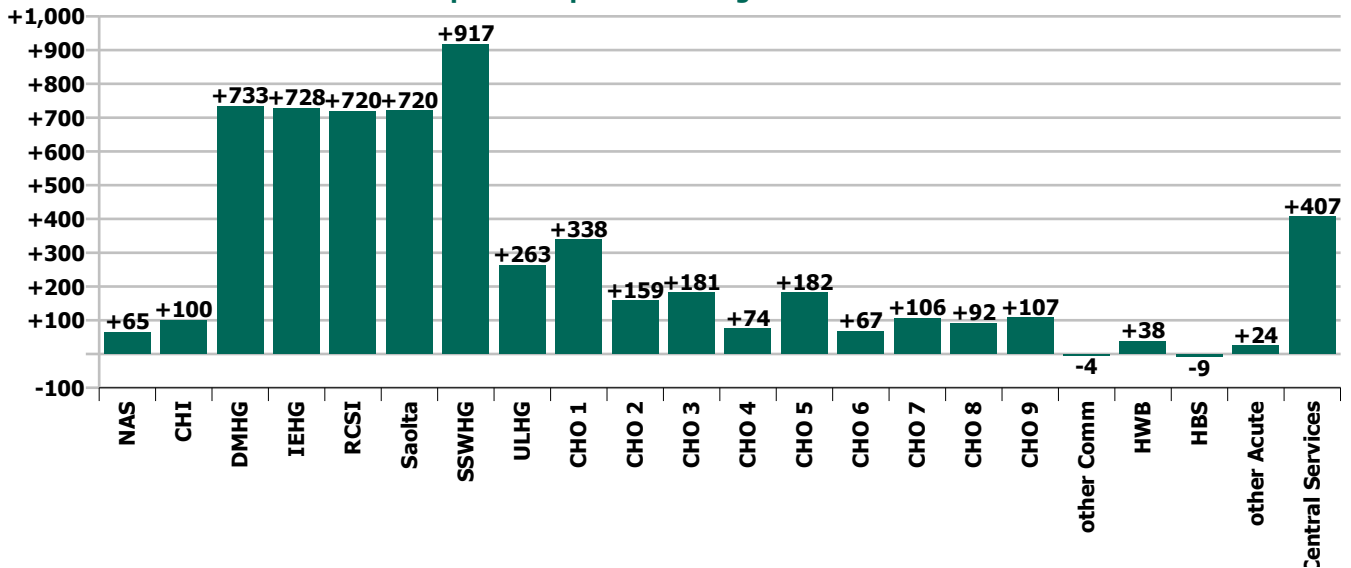
Staff Group change since: Dec 2019



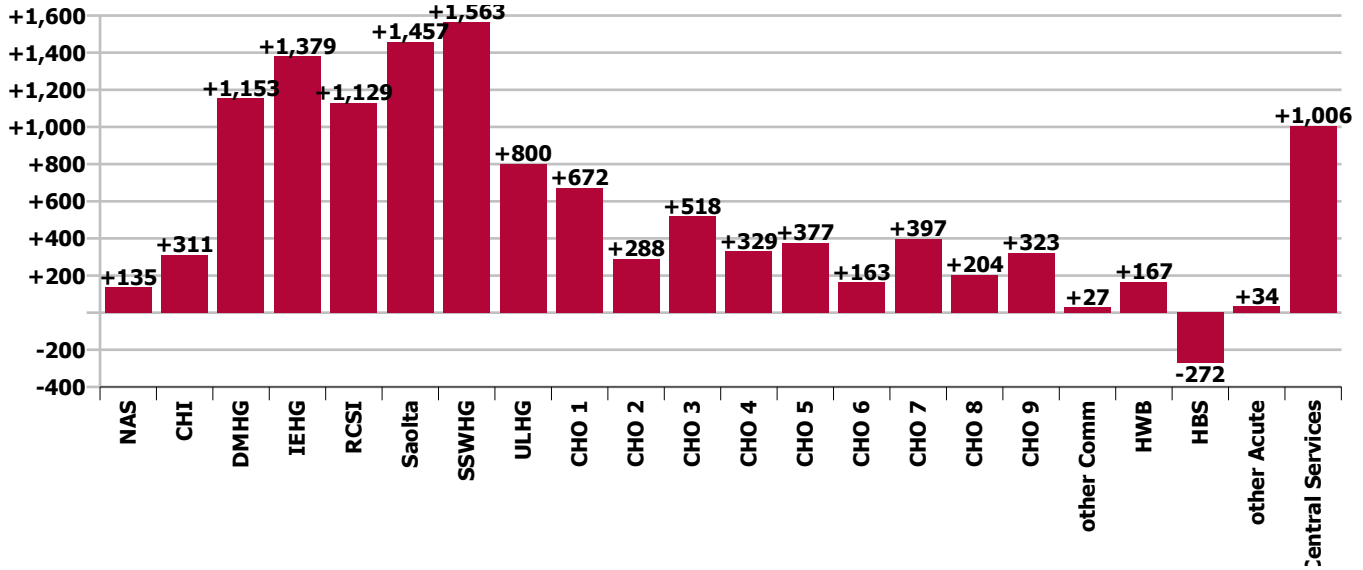
Hospital Group & CHO change since: Dec 2022



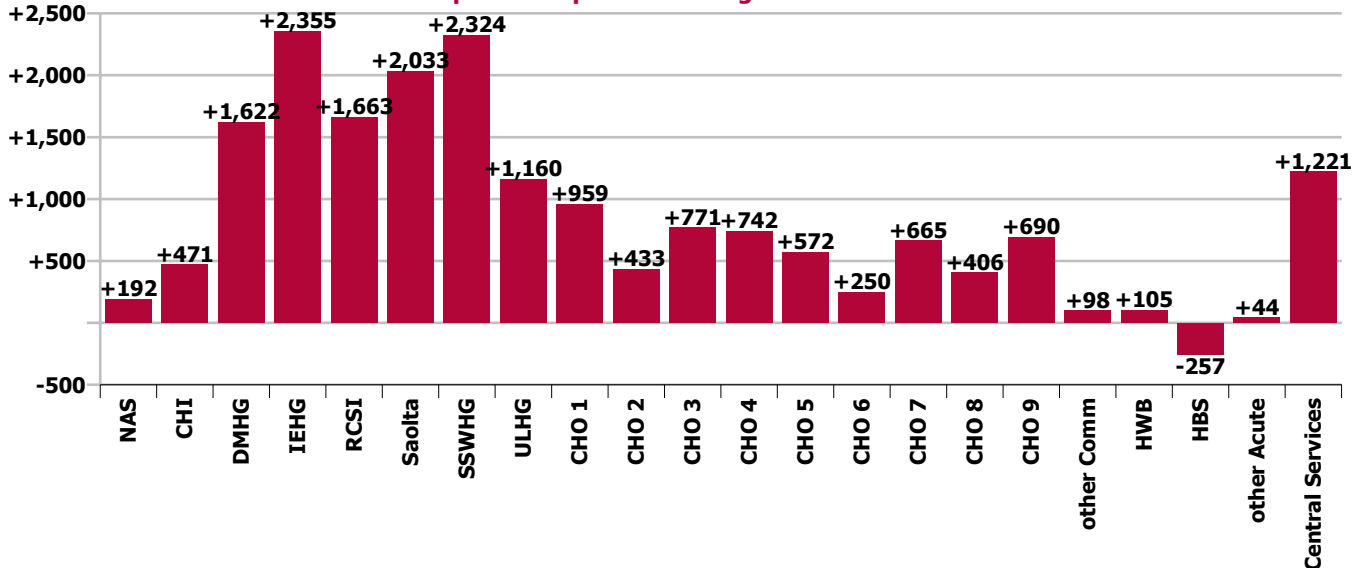
Hospital Group & CHO change since: Dec 2021



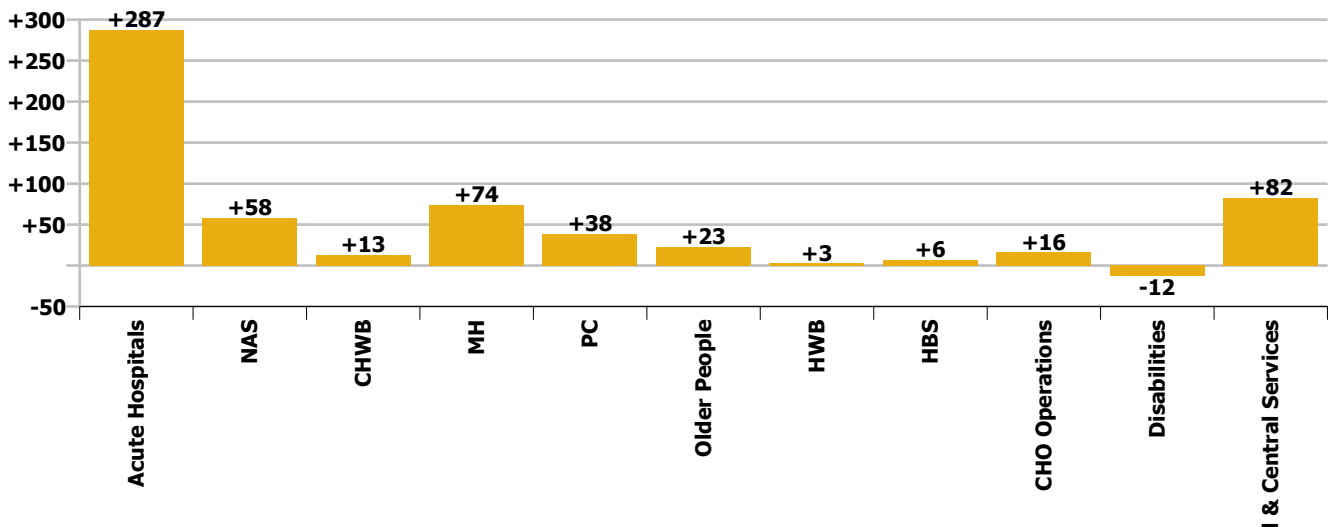
Hospital Group & CHO change since: Dec 2020



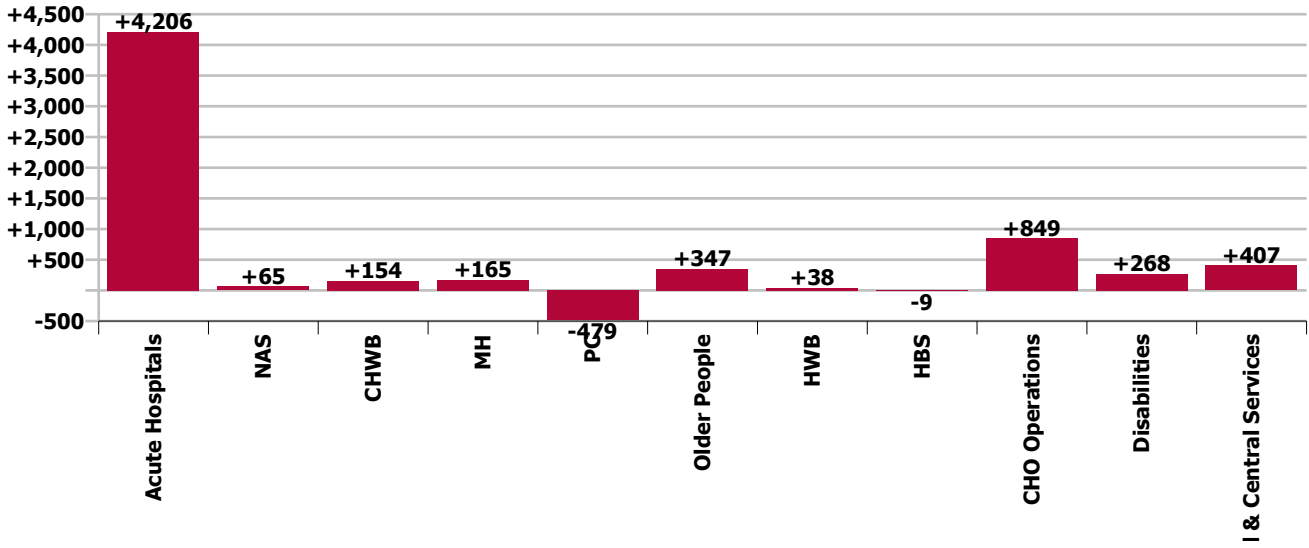
Hospital Group & CHO change since: Dec 2019



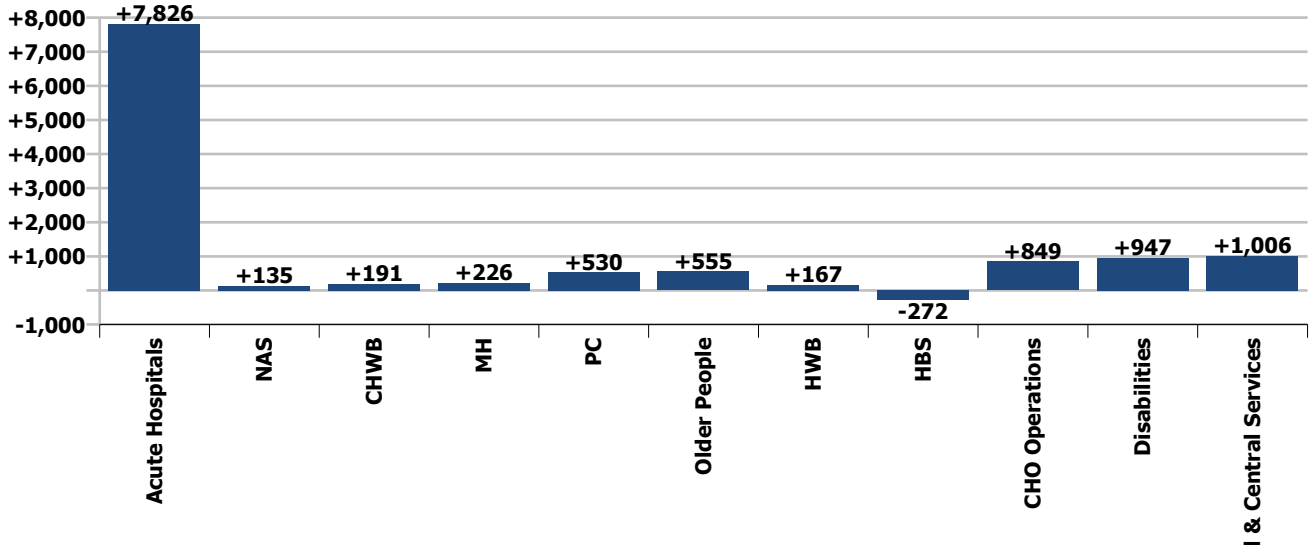
Care Group change since: Dec 2022



Care Group change since: Dec 2021



Care Group change since: Dec 2020



Care Group change since: Dec 2019

