

# Health Service Employment Report: September 2020

## by Service Area

| Sep 2020 (Dec 2019 figure: 119,817)                | WTE Aug 2020   | WTE Sep 2020   | WTE change since Aug 20 | % change since Aug 20 | WTE change since Dec 19 | WTE change since Sep 19 |
|--|----------------|----------------|-------------------------|-----------------------|-------------------------|-------------------------|
| <b>Overall</b>                                     | <b>124,705</b> | <b>124,568</b> | <b>-136</b>             | <b>-0.1%</b>          | <b>+4,751</b>           | <b>+5,442</b>           |
| National Ambulance Service                         | 1,944          | 1,945          | +1                      | +0.1%                 | +12                     | +28                     |
| Children's Health Ireland                          | 3,665          | 3,678          | +13                     | +0.4%                 | +75                     | +145                    |
| Dublin Midlands Hospital Group                     | 11,316         | 11,229         | -87                     | -0.8%                 | +411                    | +559                    |
| Ireland East Hospital Group                        | 12,913         | 12,770         | -143                    | -1.1%                 | +725                    | +805                    |
| RCSI Hospitals Group                               | 10,159         | 10,095         | -65                     | -0.6%                 | +432                    | +574                    |
| Saolta University Hospital Care                    | 9,818          | 9,806          | -12                     | -0.1%                 | +553                    | +509                    |
| South/South West Hospital Group                    | 11,333         | 11,328         | -5                      | -0.0%                 | +801                    | +825                    |
| University of Limerick Hospital Group              | 4,421          | 4,379          | -42                     | -0.9%                 | +233                    | +260                    |
| other Acute Services                               | 611            | 627            | +15                     | +2.5%                 | +78                     | +84                     |
| <b>Acute Services</b>                              | <b>66,180</b>  | <b>65,856</b>  | <b>-323</b>             | <b>-0.5%</b>          | <b>+3,319</b>           | <b>+3,788</b>           |
| CHO 1  | 5,665          | 5,670          | +5                      | +0.1%                 | +202                    | +211                    |
| CHO 2  | 5,623          | 5,595          | -28                     | -0.5%                 | +51                     | +100                    |
| CHO 3  | 4,500          | 4,478          | -22                     | -0.5%                 | +122                    | +127                    |
| CHO 4  | 8,363          | 8,475          | +112                    | +1.3%                 | +286                    | +267                    |
| CHO 5  | 5,390          | 5,400          | +11                     | +0.2%                 | +119                    | +114                    |
| CHO 6  | 3,396          | 3,402          | +5                      | +0.2%                 | +24                     | +59                     |
| CHO 7  | 6,668          | 6,703          | +35                     | +0.5%                 | +189                    | +233                    |
| CHO 8  | 6,263          | 6,240          | -23                     | -0.4%                 | +105                    | +89                     |
| CHO 9  | 6,707          | 6,763          | +56                     | +0.8%                 | +181                    | +186                    |
| other Community Services                           | 683            | 684            | +2                      | +0.2%                 | +46                     | +78                     |
| <b>Community Services</b>                          | <b>53,257</b>  | <b>53,411</b>  | <b>+153</b>             | <b>+0.3%</b>          | <b>+1,322</b>           | <b>+1,464</b>           |
| Health & Wellbeing                                 | 483            | 485            | +2                      | +0.4%                 | -88                     | -81                     |
| Corporate  | 3,177          | 3,196          | +19                     | +0.6%                 | +161                    | +237                    |
| Health Business Services                           | 1,608          | 1,620          | +12                     | +0.8%                 | +37                     | +33                     |
| <b>H&amp;WB, Corporate &amp; National Services</b> | <b>5,268</b>   | <b>5,301</b>   | <b>+33</b>              | <b>+0.6%</b>          | <b>+110</b>             | <b>+189</b>             |

## Employment by Staff Group

| <b>Sep 2020 (Dec 2019 figure: 119,817)</b>      | <b>WTE Aug 2020</b> | <b>WTE Sep 2020</b> | <b>WTE change since Aug 20</b> | <b>% change since Aug 20</b> | <b>WTE change since Dec 19</b> | <b>WTE change since Sep 19</b> |
|---|---------------------|---------------------|--------------------------------|------------------------------|--------------------------------|--------------------------------|
| <b>Overall</b>                                  | <b>124,705</b>      | <b>124,568</b>      | <b>-136</b>                    | <b>-0.1%</b>                 | <b>+4,751</b>                  | <b>+5,442</b>                  |
| Consultants                                     | 3,411               | 3,446               | +35                            | +1.0%                        | +196                           | +256                           |
| Registrars                                      | 3,869               | 3,901               | +31                            | +0.8%                        | +221                           | +225                           |
| SHO/ Interns                                    | 3,598               | 3,581               | -17                            | -0.5%                        | +465                           | +492                           |
| Medical/ Dental, other                          | 819                 | 869                 | +49                            | +6.0%                        | +57                            | +87                            |
| <b>Medical &amp; Dental</b>                     | <b>11,697</b>       | <b>11,796</b>       | <b>+99</b>                     | <b>+0.8%</b>                 | <b>+939</b>                    | <b>+1,060</b>                  |
| Nurse/ Midwife Manager                          | 8,231               | 8,297               | +66                            | +0.8%                        | +312                           | +291                           |
| Nurse/ Midwife Specialist & AN/MP               | 2,158               | 2,184               | +26                            | +1.2%                        | +188                           | +226                           |
| Staff Nurse/ Staff Midwife                      | 25,984              | 25,978              | -6                             | -0.0%                        | +286                           | +779                           |
| Public Health Nurse                             | 1,497               | 1,548               | +52                            | +3.4%                        | +11                            | +45                            |
| <i>Pre-registration Nurse/ Midwife Intern</i>   | 55                  | 14                  | -41                            | -75.0%                       | -125                           | -398                           |
| <i>Pre-registration Nurse Intern (COVID-19)</i> | 1,294               | 950                 | -344                           | -26.6%                       | +950                           | +950                           |
| <i>Post-registration Nurse/ Midwife Student</i> | 193                 | 188                 | -5                             | -2.5%                        | -105                           | -54                            |
| <i>Nursing/ Midwifery awaiting registration</i> | 34                  | 102                 | +67                            | +195.7%                      | -111                           | -87                            |
| Nursing/ Midwifery Student                      | 1,577               | 1,254               | -323                           | -20.5%                       | +610                           | +412                           |
| Nursing/ Midwifery other                        | 365                 | 361                 | -4                             | -1.1%                        | +11                            | +26                            |
| <b>Nursing &amp; Midwifery</b>                  | <b>39,811</b>       | <b>39,622</b>       | <b>-189</b>                    | <b>-0.5%</b>                 | <b>+1,417</b>                  | <b>+1,779</b>                  |
| Therapy Professions                             | 5,477               | 5,495               | +18                            | +0.3%                        | +261                           | +283                           |
| Health Science/ Diagnostics                     | 4,785               | 4,769               | -16                            | -0.3%                        | +211                           | +211                           |
| Social Care                                     | 2,788               | 2,819               | +32                            | +1.1%                        | +109                           | +133                           |
| Social Workers                                  | 1,180               | 1,195               | +15                            | +1.3%                        | +30                            | +40                            |
| Psychologists                                   | 1,028               | 1,028               | -0                             | -0.0%                        | +24                            | +43                            |
| Pharmacy  | 1,118               | 1,123               | +4                             | +0.4%                        | +85                            | +112                           |
| H&SC, Other                                     | 1,027               | 1,030               | +3                             | +0.3%                        | -35                            | +49                            |
| <b>Health &amp; Social Care Professionals</b>   | <b>17,403</b>       | <b>17,458</b>       | <b>+55</b>                     | <b>+0.3%</b>                 | <b>+684</b>                    | <b>+870</b>                    |
| Management (VIII & above)                       | 1,923               | 1,930               | +6                             | +0.3%                        | +88                            | +128                           |
| Administrative/ Supervisory (V to VII)          | 5,574               | 5,651               | +77                            | +1.4%                        | +452                           | +508                           |
| Clerical (III & IV)                             | 11,864              | 11,833              | -30                            | -0.3%                        | +28                            | -31                            |
| <b>Management &amp; Administrative</b>          | <b>19,361</b>       | <b>19,414</b>       | <b>+53</b>                     | <b>+0.3%</b>                 | <b>+568</b>                    | <b>+605</b>                    |
| Support   | 8,748               | 8,585               | -163                           | -1.9%                        | +351                           | +272                           |
| Maintenance/ Technical                          | 1,209               | 1,199               | -10                            | -0.8%                        | +17                            | +26                            |
| <b>General Support</b>                          | <b>9,958</b>        | <b>9,784</b>        | <b>-173</b>                    | <b>-1.7%</b>                 | <b>+368</b>                    | <b>+298</b>                    |
| Health Care Assistants                          | 18,379              | 18,284              | -95                            | -0.5%                        | +888                           | +851                           |
| Home Help                                       | 3,368               | 3,426               | +58                            | +1.7%                        | -143                           | -136                           |
| Ambulance Staff                                 | 1,834               | 1,833               | -1                             | -0.1%                        | +5                             | +22                            |
| Care, other                                     | 2,894               | 2,951               | +57                            | +2.0%                        | +25                            | +93                            |
| <b>Patient &amp; Client Care</b>                | <b>26,475</b>       | <b>26,493</b>       | <b>+19</b>                     | <b>+0.1%</b>                 | <b>+775</b>                    | <b>+829</b>                    |

## Employment by Administration (HSE / S38): September 2020

| Sep 2020 (Dec 2019 figure: 119,817)  | WTE Aug 2020   | WTE Sep 2020   | WTE change since Aug 20 | % change since Aug 20 | WTE change since Dec 19 | WTE change since Sep 19 |
|--------------------------------------|----------------|----------------|-------------------------|-----------------------|-------------------------|-------------------------|
| <b>Overall</b>                       | <b>124,705</b> | <b>124,568</b> | <b>-136</b>             | <b>-0.1%</b>          | <b>+4,751</b>           | <b>+5,442</b>           |
| <b>HSE</b>                           | <b>80,168</b>  | <b>80,157</b>  | <b>-11</b>              | <b>-0.0%</b>          | <b>+3,252</b>           | <b>+3,422</b>           |
| <b>Section 38 Hospitals</b>          | <b>28,160</b>  | <b>27,906</b>  | <b>-254</b>             | <b>-0.9%</b>          | <b>+1,219</b>           | <b>+1,593</b>           |
| <b>Section 38 Voluntary Agencies</b> | <b>16,377</b>  | <b>16,505</b>  | <b>+128</b>             | <b>+0.8%</b>          | <b>+281</b>             | <b>+427</b>             |

### HSE

| Sep 2020 (Dec 2019 figure: 76,372)              | WTE Aug 2020  | WTE Sep 2020  | WTE change since Aug 20 | % change since Aug 20 | WTE change since Dec 19 | WTE change since Sep 19 |
|---|---------------|---------------|-------------------------|-----------------------|-------------------------|-------------------------|
| <b>Overall</b>                                  | <b>80,168</b> | <b>80,157</b> | <b>-11</b>              | <b>-0.0%</b>          | <b>+3,252</b>           | <b>+3,422</b>           |
| Consultants                                     | 1,967         | 2,000         | +33                     | +1.7%                 | +101                    | +140                    |
| Registrars                                      | 2,406         | 2,442         | +36                     | +1.5%                 | +130                    | +134                    |
| SHO/ Interns                                    | 2,336         | 2,319         | -17                     | -0.7%                 | +272                    | +301                    |
| Medical/ Dental, other                          | 777           | 820           | +43                     | +5.6%                 | +56                     | +83                     |
| <b>Medical &amp; Dental</b>                     | <b>7,485</b>  | <b>7,581</b>  | <b>+96</b>              | <b>+1.3%</b>          | <b>+558</b>             | <b>+658</b>             |
| Nurse/ Midwife Manager                          | 5,200         | 5,220         | +20                     | +0.4%                 | +235                    | +184                    |
| Nurse/ Midwife Specialist & AN/MP               | 1,383         | 1,404         | +21                     | +1.5%                 | +127                    | +151                    |
| Staff Nurse/ Staff Midwife                      | 16,806        | 16,817        | +12                     | +0.1%                 | +231                    | +427                    |
| Public Health Nurse                             | 1,497         | 1,548         | +51                     | +3.4%                 | +11                     | +45                     |
| <i>Pre-registration Nurse/ Midwife Intern</i>   | 55            | 12            | -43                     | -77.6%                | -47                     | -278                    |
| <i>Pre-registration Nurse Intern (COVID-19)</i> | 705           | 636           | -69                     | -9.8%                 | +636                    | +636                    |
| <i>Post-registration Nurse/ Midwife Student</i> | 79            | 86            | +7                      | +8.6%                 | -89                     | -33                     |
| <i>Nursing/ Midwifery awaiting registration</i> | 23            | 63            | +40                     | +172.6%               | -78                     | -54                     |
| Nursing/ Midwifery Student                      | 863           | 797           | -66                     | -7.6%                 | +423                    | +271                    |
| Nursing/ Midwifery other                        | 196           | 197           | +1                      | +0.6%                 | +13                     | +18                     |
| <b>Nursing &amp; Midwifery</b>                  | <b>25,944</b> | <b>25,983</b> | <b>+39</b>              | <b>+0.2%</b>          | <b>+1,040</b>           | <b>+1,096</b>           |
| Therapy Professions                             | 3,841         | 3,840         | -0                      | -0.0%                 | +193                    | +189                    |
| Health Science/ Diagnostics                     | 2,847         | 2,836         | -11                     | -0.4%                 | +150                    | +138                    |
| Social Care                                     | 183           | 181           | -2                      | -1.1%                 | +3                      | +4                      |
| Social Workers                                  | 727           | 731           | +3                      | +0.5%                 | +29                     | +33                     |
| Psychologists                                   | 771           | 764           | -6                      | -0.8%                 | -3                      | +12                     |
| Pharmacy  | 630           | 635           | +6                      | +0.9%                 | +65                     | +87                     |
| H&SC, Other                                     | 880           | 885           | +4                      | +0.5%                 | -18                     | +43                     |
| <b>Health &amp; Social Care Professionals</b>   | <b>9,879</b>  | <b>9,873</b>  | <b>-6</b>               | <b>-0.1%</b>          | <b>+420</b>             | <b>+507</b>             |
| Management (VIII & above)                       | 1,494         | 1,501         | +7                      | +0.5%                 | +66                     | +107                    |
| Administrative/ Supervisory (V to VII)          | 3,628         | 3,665         | +37                     | +1.0%                 | +329                    | +371                    |
| Clerical (III & IV)                             | 8,423         | 8,412         | -10                     | -0.1%                 | -3                      | -81                     |
| <b>Management &amp; Administrative</b>          | <b>13,545</b> | <b>13,578</b> | <b>+34</b>              | <b>+0.2%</b>          | <b>+392</b>             | <b>+397</b>             |
| Support   | 5,389         | 5,256         | -132                    | -2.5%                 | +318                    | +247                    |
| Maintenance/ Technical                          | 831           | 822           | -9                      | -1.1%                 | +6                      | +7                      |
| <b>General Support</b>                          | <b>6,220</b>  | <b>6,078</b>  | <b>-141</b>             | <b>-2.3%</b>          | <b>+324</b>             | <b>+254</b>             |
| Health Care Assistants                          | 10,617        | 10,487        | -131                    | -1.2%                 | +604                    | +571                    |
| Home Help                                       | 3,368         | 3,426         | +58                     | +1.7%                 | -143                    | -136                    |
| Ambulance Staff                                 | 1,834         | 1,833         | -1                      | -0.1%                 | +5                      | +22                     |
| Care, other                                     | 1,277         | 1,318         | +42                     | +3.3%                 | +53                     | +52                     |
| <b>Patient &amp; Client Care</b>                | <b>17,096</b> | <b>17,064</b> | <b>-32</b>              | <b>-0.2%</b>          | <b>+518</b>             | <b>+509</b>             |

## Section 38 Hospitals

| Sep 2020 (Dec 2019 figure: 25,668)              | WTE Aug 2020  | WTE Sep 2020  | WTE change since Aug 20 | % change since Aug 20 | WTE change since Dec 19 | WTE change since Sep 19 |
|---|---------------|---------------|-------------------------|-----------------------|-------------------------|-------------------------|
| <b>Overall</b>                                  | <b>28,160</b> | <b>27,906</b> | <b>-254</b>             | <b>-0.9%</b>          | <b>+1,219</b>           | <b>+1,593</b>           |
| Consultants                                     | 1,394         | 1,396         | +2                      | +0.1%                 | +93                     | +113                    |
| Registrars                                      | 1,424         | 1,420         | -4                      | -0.3%                 | +96                     | +94                     |
| SHO/ Interns                                    | 1,225         | 1,222         | -3                      | -0.3%                 | +189                    | +187                    |
| Medical/ Dental, other                          | 23            | 25            | +1                      | +6.0%                 | +2                      | +3                      |
| <b>Medical &amp; Dental</b>                     | <b>4,066</b>  | <b>4,063</b>  | <b>-4</b>               | <b>-0.1%</b>          | <b>+379</b>             | <b>+398</b>             |
| Nurse/ Midwife Manager                          | 2,256         | 2,305         | +49                     | +2.2%                 | +81                     | +120                    |
| Nurse/ Midwife Specialist & AN/MP               | 689           | 694           | +4                      | +0.6%                 | +57                     | +70                     |
| Staff Nurse/ Staff Midwife                      | 7,010         | 6,985         | -25                     | -0.4%                 | +69                     | +314                    |
| <i>Pre-registration Nurse/ Midwife Intern</i>   |               | 1             | +1                      | -100.0%               | -45                     | -97                     |
| <i>Pre-registration Nurse Intern (COVID-19)</i> | 481           | 254           | -227                    | -47.3%                | +254                    | +254                    |
| <i>Post-registration Nurse/ Midwife Student</i> | 110           | 100           | -10                     | -9.4%                 | -19                     | -23                     |
| <i>Nursing/ Midwifery awaiting registration</i> | 11            | 39            | +27                     | +243.0%               | -33                     | -32                     |
| Nursing/ Midwifery Student                      | 602           | 394           | -209                    | -34.7%                | +156                    | +101                    |
| Nursing/ Midwifery other                        | 148           | 143           | -4                      | -3.0%                 | -4                      | +6                      |
| <b>Nursing &amp; Midwifery</b>                  | <b>10,705</b> | <b>10,520</b> | <b>-185</b>             | <b>-1.7%</b>          | <b>+359</b>             | <b>+611</b>             |
| Therapy Professions                             | 1,085         | 1,090         | +5                      | +0.5%                 | +63                     | +72                     |
| Health Science/ Diagnostics                     | 1,917         | 1,911         | -6                      | -0.3%                 | +63                     | +74                     |
| Social Care                                     | 1             | 1             |                         |                       |                         |                         |
| Social Workers                                  | 258           | 264           | +6                      | +2.1%                 | +7                      | +7                      |
| Psychologists                                   | 98            | 99            | +1                      | +1.0%                 | +7                      | +14                     |
| Pharmacy  | 466           | 465           | -2                      | -0.4%                 | +20                     | +24                     |
| H&SC, Other                                     | 86            | 84            | -2                      | -2.2%                 | -14                     | +5                      |
| <b>Health &amp; Social Care Professionals</b>   | <b>3,912</b>  | <b>3,914</b>  | <b>+2</b>               | <b>+0.1%</b>          | <b>+145</b>             | <b>+196</b>             |
| Management (VIII & above)                       | 275           | 274           | -2                      | -0.6%                 | +15                     | +17                     |
| Administrative/ Supervisory (V to VII)          | 1,525         | 1,561         | +35                     | +2.3%                 | +109                    | +121                    |
| Clerical (III & IV)                             | 2,813         | 2,794         | -19                     | -0.7%                 | +22                     | +38                     |
| <b>Management &amp; Administrative</b>          | <b>4,613</b>  | <b>4,629</b>  | <b>+15</b>              | <b>+0.3%</b>          | <b>+146</b>             | <b>+176</b>             |
| Support   | 2,502         | 2,500         | -1                      | -0.1%                 | +85                     | +86                     |
| Maintenance/ Technical                          | 247           | 245           | -2                      | -0.8%                 | +7                      | +13                     |
| <b>General Support</b>                          | <b>2,749</b>  | <b>2,746</b>  | <b>-4</b>               | <b>-0.1%</b>          | <b>+92</b>              | <b>+99</b>              |
| Health Care Assistants                          | 2,047         | 1,970         | -76                     | -3.7%                 | +97                     | +112                    |
| Care, other                                     | 67            | 65            | -2                      | -3.2%                 | -0                      | +1                      |
| <b>Patient &amp; Client Care</b>                | <b>2,114</b>  | <b>2,035</b>  | <b>-79</b>              | <b>-3.7%</b>          | <b>+97</b>              | <b>+113</b>             |

## Section 38 Voluntary Agencies

| Sep 2020 (Dec 2019 figure: 15,818)              | WTE Aug 2020  | WTE Sep 2020  | WTE change since Aug 20 | % change since Aug 20 | WTE change since Dec 19 | WTE change since Sep 19 |
|---|---------------|---------------|-------------------------|-----------------------|-------------------------|-------------------------|
| <b>Overall</b>                                  | <b>16,377</b> | <b>16,505</b> | <b>+128</b>             | <b>+0.8%</b>          | <b>+281</b>             | <b>+427</b>             |
| Consultants                                     | 50            | 51            | +0                      | +0.2%                 | +2                      | +3                      |
| Registrars                                      | 39            | 38            | -1                      | -1.4%                 | -5                      | -3                      |
| SHO/ Interns                                    | 37            | 40            | +3                      | +8.4%                 | +4                      | +4                      |
| Medical/ Dental, other                          | 19            | 24            | +4                      | +22.8%                | -1                      | +0                      |
| <b>Medical &amp; Dental</b>                     | <b>145</b>    | <b>153</b>    | <b>+7</b>               | <b>+4.9%</b>          | <b>+1</b>               | <b>+4</b>               |
| Nurse/ Midwife Manager                          | 775           | 772           | -3                      | -0.4%                 | -4                      | -12                     |
| Nurse/ Midwife Specialist & AN/MP               | 85            | 87            | +2                      | +1.9%                 | +3                      | +5                      |
| Staff Nurse/ Staff Midwife                      | 2,169         | 2,176         | +7                      | +0.3%                 | -14                     | +38                     |
| <i>Pre-registration Nurse/ Midwife Intern</i>   |               |               |                         | -100.0%               | -32                     | -23                     |
| <i>Pre-registration Nurse Intern (COVID-19)</i> | 108           | 61            | -47                     | -43.7%                | +61                     | +61                     |
| <i>Post-registration Nurse/ Midwife Student</i> | 4             | 3             | -1                      | -33.8%                | +3                      | +3                      |
| <i>Nursing/ Midwifery awaiting registration</i> |               |               |                         | -100.0%               |                         | -1                      |
| Nursing/ Midwifery Student                      | 112           | 63            | -48                     | -43.4%                | +31                     | +39                     |
| Nursing/ Midwifery other                        | 21            | 21            | -1                      | -2.9%                 | +2                      | +2                      |
| <b>Nursing &amp; Midwifery</b>                  | <b>3,163</b>  | <b>3,119</b>  | <b>-43</b>              | <b>-1.4%</b>          | <b>+18</b>              | <b>+72</b>              |
| Therapy Professions                             | 551           | 564           | +13                     | +2.3%                 | +5                      | +21                     |
| Health Science/ Diagnostics                     | 21            | 21            | +1                      | +2.7%                 | -1                      | -1                      |
| Social Care                                     | 2,604         | 2,637         | +34                     | +1.3%                 | +106                    | +129                    |
| Social Workers                                  | 194           | 200           | +6                      | +3.1%                 | -5                      | -1                      |
| Psychologists                                   | 160           | 165           | +5                      | +3.2%                 | +20                     | +17                     |
| Pharmacy  | 22            | 23            | +0                      | +1.9%                 | -0                      | +1                      |
| H&SC, Other                                     | 61            | 61            | +1                      | +1.1%                 | -4                      | +0                      |
| <b>Health &amp; Social Care Professionals</b>   | <b>3,612</b>  | <b>3,671</b>  | <b>+59</b>              | <b>+1.6%</b>          | <b>+120</b>             | <b>+167</b>             |
| Management (VIII & above)                       | 154           | 155           | +1                      | +0.7%                 | +8                      | +4                      |
| Administrative/ Supervisory (V to VII)          | 420           | 425           | +5                      | +1.2%                 | +14                     | +15                     |
| Clerical (III & IV)                             | 629           | 627           | -2                      | -0.3%                 | +9                      | +12                     |
| <b>Management &amp; Administrative</b>          | <b>1,203</b>  | <b>1,207</b>  | <b>+4</b>               | <b>+0.4%</b>          | <b>+30</b>              | <b>+31</b>              |
| Support   | 858           | 828           | -30                     | -3.5%                 | -53                     | -61                     |
| Maintenance/ Technical                          | 131           | 132           | +1                      | +1.0%                 | +4                      | +6                      |
| <b>General Support</b>                          | <b>989</b>    | <b>960</b>    | <b>-28</b>              | <b>-2.9%</b>          | <b>-49</b>              | <b>-55</b>              |
| Health Care Assistants                          | 5,715         | 5,827         | +112                    | +2.0%                 | +187                    | +167                    |
| Care, other                                     | 1,550         | 1,567         | +18                     | +1.1%                 | -28                     | +40                     |
| <b>Patient &amp; Client Care</b>                | <b>7,265</b>  | <b>7,394</b>  | <b>+129</b>             | <b>+1.8%</b>          | <b>+159</b>             | <b>+207</b>             |

## Employment Acute, Community, HWB, Corporate, HBS: September 2020

| Sep 2020 (Dec 2019 figure: 60,906)            | WTE Aug 2020  | WTE Sep 2020  | WTE change since Aug 20 | % change since Aug 20 | WTE change since Dec 19 | WTE change since Sep 19 |
|---|---------------|---------------|-------------------------|-----------------------|-------------------------|-------------------------|
| <b>Acute Services</b>                         | <b>66,180</b> | <b>65,856</b> | <b>-323</b>             | <b>-0.5%</b>          | <b>+3,319</b>           | <b>+3,788</b>           |
| Consultants                                   | 2,926         | 2,953         | +27                     | +0.9%                 | +171                    | +216                    |
| Registrars                                    | 3,098         | 3,128         | +30                     | +1.0%                 | +186                    | +201                    |
| SHO/ Interns                                  | 3,278         | 3,239         | -39                     | -1.2%                 | +444                    | +472                    |
| Medical/ Dental, other                        | 60            | 68            | +7                      | +11.7%                | +8                      | +10                     |
| <b>Medical &amp; Dental</b>                   | <b>9,362</b>  | <b>9,387</b>  | <b>+25</b>              | <b>+0.3%</b>          | <b>+809</b>             | <b>+899</b>             |
| Nurse/ Midwife Manager                        | 4,838         | 4,869         | +30                     | +0.6%                 | +158                    | +170                    |
| Nurse/ Midwife Specialist & AN/MP             | 1,393         | 1,405         | +12                     | +0.8%                 | +113                    | +127                    |
| Staff Nurse/ Staff Midwife                    | 16,869        | 16,929        | +60                     | +0.4%                 | +253                    | +669                    |
| Public Health Nurse                           | 2             | 2             | -0                      | -3.2%                 | +0                      | -0                      |
| Pre-registration Nurse/ Midwife Intern        | 2             | 3             | +1                      | +71.5%                | -79                     | -268                    |
| Pre-registration Nurse Intern (COVID-19)      | 963           | 655           | -307                    | -31.9%                | +655                    | +655                    |
| Post-registration Nurse/ Midwife Student      | 175           | 162           | -13                     | -7.6%                 | -34                     | -21                     |
| Nursing/ Midwifery awaiting registration      | 13            | 79            | +66                     | +496.0%               | -60                     | -82                     |
| Nursing/ Midwifery Student                    | 1,153         | 899           | -254                    | -22.0%                | +482                    | +285                    |
| Nursing/ Midwifery other                      | 227           | 222           | -5                      | -2.4%                 | -2                      | +8                      |
| <b>Nursing &amp; Midwifery</b>                | <b>24,483</b> | <b>24,325</b> | <b>-158</b>             | <b>-0.6%</b>          | <b>+1,004</b>           | <b>+1,259</b>           |
| Therapy Professions                           | 2,171         | 2,177         | +6                      | +0.3%                 | +169                    | +175                    |
| Health Science/ Diagnostics                   | 4,465         | 4,447         | -18                     | -0.4%                 | +204                    | +207                    |
| Social Care                                   | 3             | 3             | +0                      | +0.6%                 | +0                      | +0                      |
| Social Workers                                | 359           | 363           | +5                      | +1.3%                 | +8                      | +14                     |
| Psychologists                                 | 108           | 108           | +0                      | +0.0%                 | +7                      | +15                     |
| Pharmacy                                      | 965           | 965           | -0                      | -0.0%                 | +65                     | +85                     |
| H&SC, Other                                   | 125           | 119           | -6                      | -4.4%                 | -31                     | +12                     |
| <b>Health &amp; Social Care Professionals</b> | <b>8,196</b>  | <b>8,182</b>  | <b>-13</b>              | <b>-0.2%</b>          | <b>+422</b>             | <b>+508</b>             |
| Management (VIII & above)                     | 556           | 554           | -2                      | -0.3%                 | +37                     | +44                     |
| Administrative/ Supervisory (V to VII)        | 2,523         | 2,578         | +55                     | +2.2%                 | +252                    | +281                    |
| Clerical (III & IV)                           | 6,653         | 6,626         | -26                     | -0.4%                 | +20                     | -21                     |
| <b>Management &amp; Administrative</b>        | <b>9,732</b>  | <b>9,758</b>  | <b>+27</b>              | <b>+0.3%</b>          | <b>+309</b>             | <b>+304</b>             |
| Support                                       | 6,157         | 6,046         | -111                    | -1.8%                 | +416                    | +375                    |
| Maintenance/ Technical                        | 543           | 539           | -4                      | -0.7%                 | +9                      | +19                     |
| <b>General Support</b>                        | <b>6,701</b>  | <b>6,585</b>  | <b>-115</b>             | <b>-1.7%</b>          | <b>+425</b>             | <b>+394</b>             |
| Health Care Assistants                        | 5,695         | 5,603         | -92                     | -1.6%                 | +329                    | +386                    |
| Ambulance Staff                               | 1,831         | 1,832         | +1                      | +0.1%                 | +7                      | +23                     |
| Care, other                                   | 181           | 183           | +2                      | +1.0%                 | +14                     | +16                     |
| <b>Patient &amp; Client Care</b>              | <b>7,708</b>  | <b>7,618</b>  | <b>-90</b>              | <b>-1.2%</b>          | <b>+350</b>             | <b>+425</b>             |

| Sep 2020 (Dec 2019 figure: 51,953)            | WTE Aug 2020  | WTE Sep 2020  | WTE change since Aug 20 | % change since Aug 20 | WTE change since Dec 19 | WTE change since Sep 19 |
|---|---------------|---------------|-------------------------|-----------------------|-------------------------|-------------------------|
| <b>Community Services</b>                     | <b>53,257</b> | <b>53,411</b> | <b>+153</b>             | <b>+0.3%</b>          | <b>+1,322</b>           | <b>+1,464</b>           |
| Consultants                                   | 441           | 448           | +8                      | +1.7%                 | +25                     | +39                     |
| Registrars                                    | 715           | 713           | -1                      | -0.2%                 | +27                     | +21                     |
| SHO/ Interns                                  | 317           | 341           | +24                     | +7.4%                 | +21                     | +20                     |
| Medical/ Dental, other                        | 628           | 669           | +41                     | +6.5%                 | +33                     | +58                     |
| <b>Medical &amp; Dental</b>                   | <b>2,100</b>  | <b>2,171</b>  | <b>+71</b>              | <b>+3.4%</b>          | <b>+106</b>             | <b>+138</b>             |
| Nurse/ Midwife Manager                        | 3,265         | 3,300         | +35                     | +1.1%                 | +145                    | +107                    |
| Nurse/ Midwife Specialist & AN/MP             | 750           | 765           | +15                     | +2.0%                 | +74                     | +98                     |
| Staff Nurse/ Staff Midwife                    | 9,099         | 9,033         | -66                     | -0.7%                 | +19                     | +95                     |
| Public Health Nurse                           | 1,493         | 1,545         | +52                     | +3.5%                 | +13                     | +47                     |
| Nursing/ Midwifery Student                    | 424           | 354           | -69                     | -16.3%                | +127                    | +127                    |
| Nursing/ Midwifery other                      | 69            | 67            | -2                      | -2.7%                 | +8                      | +11                     |
| <b>Nursing &amp; Midwifery</b>                | <b>15,099</b> | <b>15,064</b> | <b>-35</b>              | <b>-0.2%</b>          | <b>+387</b>             | <b>+486</b>             |
| Therapy Professions                           | 3,295         | 3,307         | +12                     | +0.4%                 | +101                    | +114                    |
| Health Science/ Diagnostics                   | 139           | 140           | +1                      | +1.0%                 | +5                      | +5                      |
| Social Care                                   | 2,784         | 2,816         | +32                     | +1.1%                 | +109                    | +133                    |
| Social Workers                                | 818           | 828           | +10                     | +1.2%                 | +22                     | +27                     |
| Psychologists                                 | 918           | 918           | -0                      | -0.0%                 | +16                     | +28                     |
| Pharmacy                                      | 103           | 107           | +4                      | +4.3%                 | +9                      | +12                     |
| H&SC, Other                                   | 366           | 371           | +5                      | +1.3%                 | -6                      | -0                      |
| <b>Health &amp; Social Care Professionals</b> | <b>8,423</b>  | <b>8,487</b>  | <b>+64</b>              | <b>+0.8%</b>          | <b>+257</b>             | <b>+318</b>             |
| Management (VIII & above)                     | 637           | 645           | +8                      | +1.2%                 | +28                     | +33                     |
| Administrative/ Supervisory (V to VII)        | 1,616         | 1,628         | +12                     | +0.8%                 | +129                    | +138                    |
| Clerical (III & IV)                           | 3,742         | 3,725         | -17                     | -0.4%                 | +30                     | +25                     |
| <b>Management &amp; Administrative</b>        | <b>5,995</b>  | <b>5,999</b>  | <b>+3</b>               | <b>+0.1%</b>          | <b>+187</b>             | <b>+196</b>             |
| Support                                       | 2,479         | 2,423         | -56                     | -2.2%                 | -67                     | -107                    |
| Maintenance/ Technical                        | 421           | 416           | -5                      | -1.2%                 | +3                      | +0                      |
| <b>General Support</b>                        | <b>2,899</b>  | <b>2,839</b>  | <b>-61</b>              | <b>-2.1%</b>          | <b>-65</b>              | <b>-107</b>             |
| Health Care Assistants                        | 12,665        | 12,664        | -1                      | -0.0%                 | +553                    | +458                    |
| Home Help                                     | 3,368         | 3,426         | +58                     | +1.7%                 | -143                    | -136                    |
| Care, other                                   | 2,708         | 2,762         | +54                     | +2.0%                 | +41                     | +112                    |
| <b>Patient &amp; Client Care</b>              | <b>18,741</b> | <b>18,852</b> | <b>+111</b>             | <b>+0.6%</b>          | <b>+450</b>             | <b>+434</b>             |

| Sep 2020 (Dec 2019 figure: 4,998)                  | WTE Aug 2020 | WTE Sep 2020 | WTE change since Aug 20 | % change since Aug 20 | WTE change since Dec 19 | WTE change since Sep 19 |
|--|--------------|--------------|-------------------------|-----------------------|-------------------------|-------------------------|
| <b>H&amp;WB, Corporate &amp; National Services</b> | <b>5,268</b> | <b>5,301</b> | <b>+33</b>              | <b>+0.6%</b>          | <b>+110</b>             | <b>+189</b>             |
| Consultants  | 45           | 45           | +0                      | +1.1%                 | +1                      | +1                      |
| Registrars   | 57           | 59           | +3                      | +4.8%                 | +8                      | +3                      |
| SHO/ Interns                                       | 2            | 1            | -1                      | -57.3%                |                         |                         |
| Medical/ Dental, other                             | 131          | 132          | +1                      | +0.8%                 | +16                     | +19                     |
| <b>Medical &amp; Dental</b>                        | <b>235</b>   | <b>238</b>   | <b>+3</b>               | <b>+1.2%</b>          | <b>+25</b>              | <b>+23</b>              |
| Nurse/ Midwife Manager                             | 127          | 128          | +1                      | +0.9%                 | +9                      | +14                     |
| Nurse/ Midwife Specialist & AN/MP                  | 15           | 15           | -0                      | -1.1%                 | +0                      | +1                      |
| Staff Nurse/ Staff Midwife                         | 17           | 17           | -0                      | -0.6%                 | +14                     | +14                     |
| Public Health Nurse                                | 3            | 2            | -1                      | -32.3%                | -2                      | -2                      |
| Nursing/ Midwifery other                           | 68           | 72           | +3                      | +4.7%                 | +4                      | +7                      |
| <b>Nursing &amp; Midwifery</b>                     | <b>230</b>   | <b>233</b>   | <b>+3</b>               | <b>+1.4%</b>          | <b>+26</b>              | <b>+34</b>              |
| Therapy Professions                                | 11           | 11           | -0                      | -3.2%                 | -10                     | -6                      |
| Health Science/ Diagnostics                        | 181          | 182          | +1                      | +0.3%                 | +2                      | -1                      |
| Social Workers                                     | 3            | 3            | +0                      | +2.7%                 | -1                      | -1                      |
| Psychologists                                      | 2            | 2            |                         |                       |                         |                         |
| Pharmacy   | 50           | 50           | +0                      | +0.1%                 | +12                     | +15                     |
| H&SC, Other  | 536          | 541          | +4                      | +0.8%                 | +2                      | +37                     |
| <b>Health &amp; Social Care Professionals</b>      | <b>784</b>   | <b>789</b>   | <b>+4</b>               | <b>+0.6%</b>          | <b>+5</b>               | <b>+44</b>              |
| Management (VIII & above)                          | 730          | 730          | +0                      | +0.0%                 | +23                     | +51                     |
| Administrative/ Supervisory (V to VII)             | 1,435        | 1,445        | +10                     | +0.7%                 | +71                     | +89                     |
| Clerical (III & IV)                                | 1,470        | 1,482        | +13                     | +0.9%                 | -22                     | -34                     |
| <b>Management &amp; Administrative</b>             | <b>3,634</b> | <b>3,657</b> | <b>+23</b>              | <b>+0.6%</b>          | <b>+73</b>              | <b>+105</b>             |
| Support  | 112          | 116          | +4                      | +3.2%                 | +2                      | +5                      |
| Maintenance/ Technical                             | 245          | 244          | -1                      | -0.4%                 | +6                      | +7                      |
| <b>General Support</b>                             | <b>358</b>   | <b>360</b>   | <b>+2</b>               | <b>+0.7%</b>          | <b>+7</b>               | <b>+12</b>              |
| Health Care Assistants                             | 19           | 17           | -2                      | -8.5%                 | +6                      | +6                      |
| Ambulance Staff                                    | 3            | 1            | -2                      | -66.7%                | -2                      | -1                      |
| Care, other  | 5            | 6            | +1                      | +20.8%                | -31                     | -35                     |
| <b>Patient &amp; Client Care</b>                   | <b>26</b>    | <b>24</b>    | <b>-3</b>               | <b>-9.8%</b>          | <b>-26</b>              | <b>-30</b>              |



## Employment by Hospital Group, CHO etc. Sep 2020

### National Ambulance Service

| Sep 2020 (Dec 2019 figure: 1,933)             | WTE Aug 2020 | WTE Sep 2020 | WTE change since Aug 20 | % change since Aug 20 | WTE change since Dec 19 | WTE change since Sep 19 |
|---|--------------|--------------|-------------------------|-----------------------|-------------------------|-------------------------|
| <b>Overall</b>                                | <b>1,944</b> | <b>1,945</b> | <b>+1</b>               | <b>+0.1%</b>          | <b>+12</b>              | <b>+28</b>              |
| Consultants                                   | 1            | 1            |                         |                       |                         |                         |
| Senior House Officer                          |              | 0            | +0                      | -100.0%               | +0                      | +0                      |
| SHO/ Interns                                  |              | 0            | +0                      | -100.0%               | +0                      | +0                      |
| <b>Medical &amp; Dental</b>                   | <b>1</b>     | <b>1</b>     | <b>+0</b>               | <b>+15.0%</b>         | <b>+0</b>               | <b>+0</b>               |
| Nurse/ Midwife Manager                        | 1            | 1            |                         |                       |                         |                         |
| Staff Nurse/ Staff Midwife                    | 1            | 1            |                         |                       |                         | -1                      |
| <b>Nursing &amp; Midwifery</b>                | <b>2</b>     | <b>2</b>     |                         |                       |                         | <b>-1</b>               |
| Therapy Professions                           | 1            | 1            |                         |                       |                         |                         |
| <b>Health &amp; Social Care Professionals</b> | <b>1</b>     | <b>1</b>     |                         |                       |                         |                         |
| Management (VIII & above)                     | 13           | 13           | +0                      | +3.8%                 | +1                      | +4                      |
| Administrative/ Supervisory (V to VII)        | 33           | 33           | -0                      | -0.5%                 | +4                      | +5                      |
| Clerical (III & IV)                           | 42           | 42           | -0                      | -0.3%                 | +0                      | -2                      |
| <b>Management &amp; Administrative</b>        | <b>88</b>    | <b>88</b>    | <b>+0</b>               | <b>+0.2%</b>          | <b>+6</b>               | <b>+7</b>               |
| Support                                       | 4            | 4            |                         |                       |                         | +0                      |
| Maintenance/ Technical                        | 2            | 2            |                         |                       |                         |                         |
| <b>General Support</b>                        | <b>6</b>     | <b>6</b>     |                         |                       |                         | <b>+0</b>               |
| Health Care Assistants                        | 2            | 2            |                         |                       |                         |                         |
| Ambulance Staff                               | 1,831        | 1,832        | +1                      | +0.1%                 | +7                      | +23                     |
| Care, other                                   | 14           | 13           | -0                      | -1.3%                 | -1                      | -1                      |
| <b>Patient &amp; Client Care</b>              | <b>1,847</b> | <b>1,847</b> | <b>+1</b>               | <b>+0.0%</b>          | <b>+6</b>               | <b>+21</b>              |

## Children's Health Ireland

| Sep 2020 (Dec 2019 figure: 3,602)             | WTE Aug 2020 | WTE Sep 2020 | WTE change since Aug 20 | % change since Aug 20 | WTE change since Dec 19 | WTE change since Sep 19 |
|---|--------------|--------------|-------------------------|-----------------------|-------------------------|-------------------------|
| <b>Overall</b>                                | <b>3,665</b> | <b>3,678</b> | <b>+13</b>              | <b>+0.4%</b>          | <b>+75</b>              | <b>+145</b>             |
| Consultants                                   | 230          | 230          | +1                      | +0.4%                 | +10                     | +12                     |
| Registrars                                    | 214          | 214          | -1                      | -0.3%                 | +9                      | +11                     |
| SHO/ Interns                                  | 93           | 93           | -1                      | -0.6%                 | +5                      | +4                      |
| Medical/ Dental, other                        | 1            | 1            |                         |                       |                         |                         |
| <b>Medical &amp; Dental</b>                   | <b>538</b>   | <b>538</b>   | <b>-0</b>               | <b>-0.0%</b>          | <b>+25</b>              | <b>+27</b>              |
| Nurse/ Midwife Manager                        | 331          | 327          | -4                      | -1.1%                 | -4                      | +9                      |
| Nurse/ Midwife Specialist & AN/MP             | 165          | 166          | +1                      | +0.5%                 | +14                     | +18                     |
| Staff Nurse/ Staff Midwife                    | 804          | 814          | +10                     | +1.3%                 | +8                      | +35                     |
| Pre-registration Nurse/ Midwife Intern        |              | 1            | +1                      | -100.0%               | -11                     | -11                     |
| Pre-registration Nurse Intern (COVID-19)      | 14           | 11           | -3                      | -21.6%                | +11                     | +11                     |
| Post-registration Nurse/ Midwife Student      | 56           | 47           | -9                      | -16.6%                | -16                     | -18                     |
| Nursing/ Midwifery awaiting registration      | 0            |              | -0                      | -100.0%               |                         |                         |
| Nursing/ Midwifery Student                    | 70           | 59           | -11                     | -15.9%                | -16                     | -18                     |
| Nursing/ Midwifery other                      | 8            | 9            | +0                      | +5.8%                 | -2                      | +1                      |
| <b>Nursing &amp; Midwifery</b>                | <b>1,378</b> | <b>1,375</b> | <b>-3</b>               | <b>-0.2%</b>          | <b>+0</b>               | <b>+46</b>              |
| Therapy Professions                           | 146          | 145          | -1                      | -0.7%                 | +9                      | +13                     |
| Health Science/ Diagnostics                   | 286          | 285          | -1                      | -0.4%                 | +5                      | +11                     |
| Social Workers                                | 58           | 58           | +0                      | +0.5%                 | +1                      | +2                      |
| Psychologists                                 | 42           | 44           | +1                      | +3.2%                 | +6                      | +6                      |
| Pharmacy                                      | 48           | 49           | +2                      | +3.3%                 | +5                      | +6                      |
| H&SC, Other                                   | 24           | 25           | +1                      | +5.5%                 | -0                      | +2                      |
| <b>Health &amp; Social Care Professionals</b> | <b>604</b>   | <b>606</b>   | <b>+2</b>               | <b>+0.4%</b>          | <b>+25</b>              | <b>+39</b>              |
| Management (VIII & above)                     | 51           | 55           | +5                      | +9.0%                 | +3                      | +7                      |
| Administrative/ Supervisory (V to VII)        | 284          | 288          | +4                      | +1.4%                 | +16                     | +13                     |
| Clerical (III & IV)                           | 409          | 411          | +2                      | +0.5%                 | -9                      | -15                     |
| <b>Management &amp; Administrative</b>        | <b>744</b>   | <b>755</b>   | <b>+11</b>              | <b>+1.4%</b>          | <b>+10</b>              | <b>+5</b>               |
| Support                                       | 199          | 200          | +1                      | +0.4%                 | +5                      | +7                      |
| Maintenance/ Technical                        | 15           | 15           |                         |                       |                         |                         |
| <b>General Support</b>                        | <b>214</b>   | <b>215</b>   | <b>+1</b>               | <b>+0.4%</b>          | <b>+5</b>               | <b>+7</b>               |
| Health Care Assistants                        | 172          | 176          | +4                      | +2.1%                 | +11                     | +23                     |
| Care, other                                   | 13           | 13           | -0                      | -3.3%                 | -1                      | -1                      |
| <b>Patient &amp; Client Care</b>              | <b>186</b>   | <b>189</b>   | <b>+3</b>               | <b>+1.7%</b>          | <b>+10</b>              | <b>+21</b>              |

## Dublin Midlands Hospital Group

| Sep 2020 (Dec 2019 figure: 10,819)            | WTE Aug 2020  | WTE Sep 2020  | WTE change since Aug 20 | % change since Aug 20 | WTE change since Dec 19 | WTE change since Sep 19 |
|---|---------------|---------------|-------------------------|-----------------------|-------------------------|-------------------------|
| <b>Overall</b>                                | <b>11,316</b> | <b>11,229</b> | <b>-87</b>              | <b>-0.8%</b>          | <b>+411</b>             | <b>+559</b>             |
| Consultants                                   | 496           | 494           | -2                      | -0.4%                 | +30                     | +43                     |
| Registrars                                    | 520           | 521           | +1                      | +0.1%                 | +31                     | +33                     |
| SHO/ Interns                                  | 454           | 462           | +8                      | +1.7%                 | +38                     | +49                     |
| Medical/ Dental, other                        | 6             | 7             | +1                      | +13.7%                | -0                      | +0                      |
| <b>Medical &amp; Dental</b>                   | <b>1,476</b>  | <b>1,484</b>  | <b>+7</b>               | <b>+0.5%</b>          | <b>+100</b>             | <b>+124</b>             |
| Nurse/ Midwife Manager                        | 886           | 891           | +4                      | +0.5%                 | +14                     | +20                     |
| Nurse/ Midwife Specialist & AN/MP             | 228           | 225           | -3                      | -1.1%                 | +21                     | +24                     |
| Staff Nurse/ Staff Midwife                    | 2,858         | 2,837         | -21                     | -0.7%                 | +2                      | +98                     |
| Pre-registration Nurse/ Midwife Intern        |               |               |                         | -100.0%               | -8                      | -65                     |
| Pre-registration Nurse Intern (COVID-19)      | 175           | 141           | -33                     | -19.0%                | +141                    | +141                    |
| Post-registration Nurse/ Midwife Student      | 12            | 12            |                         |                       | -1                      | -3                      |
| Nursing/ Midwifery awaiting registration      | 5             | 8             | +3                      | +50.8%                | -13                     | -0                      |
| Nursing/ Midwifery Student                    | 192           | 161           | -31                     | -16.0%                | +119                    | +73                     |
| Nursing/ Midwifery other                      | 36            | 37            | +1                      | +2.3%                 | +1                      | +4                      |
| <b>Nursing &amp; Midwifery</b>                | <b>4,200</b>  | <b>4,151</b>  | <b>-49</b>              | <b>-1.2%</b>          | <b>+157</b>             | <b>+220</b>             |
| Therapy Professions                           | 386           | 383           | -3                      | -0.7%                 | +16                     | +14                     |
| Health Science/ Diagnostics                   | 1,021         | 1,010         | -11                     | -1.1%                 | +31                     | +46                     |
| Social Workers                                | 85            | 87            | +2                      | +2.2%                 | +7                      | +7                      |
| Psychologists                                 | 15            | 14            | -2                      | -10.1%                | +1                      | +1                      |
| Pharmacy                                      | 230           | 233           | +3                      | +1.2%                 | +12                     | +17                     |
| H&SC, Other                                   | 30            | 30            | +1                      | +2.3%                 | -4                      | +6                      |
| <b>Health &amp; Social Care Professionals</b> | <b>1,766</b>  | <b>1,756</b>  | <b>-10</b>              | <b>-0.6%</b>          | <b>+64</b>              | <b>+92</b>              |
| Management (VIII & above)                     | 122           | 124           | +1                      | +0.9%                 | +6                      | +8                      |
| Administrative/ Supervisory (V to VII)        | 511           | 516           | +5                      | +1.0%                 | +22                     | +28                     |
| Clerical (III & IV)                           | 1,059         | 1,057         | -1                      | -0.1%                 | +2                      | +5                      |
| <b>Management &amp; Administrative</b>        | <b>1,692</b>  | <b>1,697</b>  | <b>+5</b>               | <b>+0.3%</b>          | <b>+30</b>              | <b>+41</b>              |
| Support                                       | 777           | 772           | -5                      | -0.6%                 | +8                      | +3                      |
| Maintenance/ Technical                        | 131           | 132           | +1                      | +1.0%                 | +2                      | +5                      |
| <b>General Support</b>                        | <b>907</b>    | <b>904</b>    | <b>-3</b>               | <b>-0.4%</b>          | <b>+10</b>              | <b>+8</b>               |
| Health Care Assistants                        | 1,253         | 1,216         | -37                     | -2.9%                 | +50                     | +75                     |
| Care, other                                   | 21            | 21            | -0                      | -0.4%                 | +1                      | +0                      |
| <b>Patient &amp; Client Care</b>              | <b>1,275</b>  | <b>1,238</b>  | <b>-37</b>              | <b>-2.9%</b>          | <b>+50</b>              | <b>+75</b>              |

## Ireland East Hospital Group

| Sep 2020 (Dec 2019 figure: 12,045)            | WTE Aug 2020  | WTE Sep 2020  | WTE change since Aug 20 | % change since Aug 20 | WTE change since Dec 19 | WTE change since Sep 19 |
|---|---------------|---------------|-------------------------|-----------------------|-------------------------|-------------------------|
| <b>Overall</b>                                | <b>12,913</b> | <b>12,770</b> | <b>-143</b>             | <b>-1.1%</b>          | <b>+725</b>             | <b>+805</b>             |
| Consultants                                   | 580           | 587           | +7                      | +1.2%                 | +48                     | +51                     |
| Registrars                                    | 675           | 671           | -4                      | -0.6%                 | +53                     | +53                     |
| SHO/ Interns                                  | 673           | 664           | -10                     | -1.4%                 | +94                     | +100                    |
| Medical/ Dental, other                        | 26            | 29            | +4                      | +14.3%                | +4                      | +4                      |
| <b>Medical &amp; Dental</b>                   | <b>1,954</b>  | <b>1,951</b>  | <b>-3</b>               | <b>-0.2%</b>          | <b>+198</b>             | <b>+207</b>             |
| Nurse/ Midwife Manager                        | 963           | 1,009         | +45                     | +4.7%                 | +78                     | +85                     |
| Nurse/ Midwife Specialist & AN/MP             | 314           | 322           | +8                      | +2.6%                 | +15                     | +25                     |
| Staff Nurse/ Staff Midwife                    | 3,260         | 3,239         | -21                     | -0.6%                 | +2                      | +79                     |
| Pre-registration Nurse/ Midwife Intern        |               |               |                         | -100.0%               | -25                     | -30                     |
| Pre-registration Nurse Intern (COVID-19)      | 222           | 101           | -121                    | -54.4%                | +101                    | +101                    |
| Post-registration Nurse/ Midwife Student      | 20            | 20            |                         |                       | -1                      | -3                      |
| Nursing/ Midwifery awaiting registration      | 1             | 18            | +17                     | +1871.7%              | +7                      | -10                     |
| Nursing/ Midwifery Student                    | 243           | 139           | -103                    | -42.6%                | +82                     | +58                     |
| Nursing/ Midwifery other                      | 80            | 74            | -6                      | -7.4%                 | -2                      | +1                      |
| <b>Nursing &amp; Midwifery</b>                | <b>4,860</b>  | <b>4,783</b>  | <b>-77</b>              | <b>-1.6%</b>          | <b>+176</b>             | <b>+248</b>             |
| Therapy Professions                           | 469           | 472           | +3                      | +0.6%                 | +50                     | +54                     |
| Health Science/ Diagnostics                   | 783           | 782           | -1                      | -0.1%                 | +48                     | +46                     |
| Social Workers                                | 70            | 72            | +1                      | +1.9%                 | +2                      | +3                      |
| Psychologists                                 | 21            | 20            | -0                      | -1.9%                 | -1                      | +3                      |
| Pharmacy                                      | 192           | 188           | -4                      | -2.0%                 | +0                      | +2                      |
| H&SC, Other                                   | 37            | 30            | -7                      | -18.9%                | +4                      | +8                      |
| <b>Health &amp; Social Care Professionals</b> | <b>1,573</b>  | <b>1,565</b>  | <b>-8</b>               | <b>-0.5%</b>          | <b>+103</b>             | <b>+116</b>             |
| Management (VIII & above)                     | 99            | 90            | -9                      | -8.8%                 | +7                      | +4                      |
| Administrative/ Supervisory (V to VII)        | 556           | 590           | +34                     | +6.2%                 | +74                     | +85                     |
| Clerical (III & IV)                           | 1,252         | 1,224         | -28                     | -2.3%                 | +10                     | +1                      |
| <b>Management &amp; Administrative</b>        | <b>1,906</b>  | <b>1,904</b>  | <b>-3</b>               | <b>-0.1%</b>          | <b>+91</b>              | <b>+90</b>              |
| Support                                       | 1,390         | 1,302         | -88                     | -6.3%                 | -21                     | -29                     |
| Maintenance/ Technical                        | 121           | 117           | -4                      | -3.5%                 | +5                      | +3                      |
| <b>General Support</b>                        | <b>1,511</b>  | <b>1,419</b>  | <b>-92</b>              | <b>-6.1%</b>          | <b>-17</b>              | <b>-26</b>              |
| Health Care Assistants                        | 1,082         | 1,123         | +41                     | +3.8%                 | +174                    | +168                    |
| Care, other                                   | 28            | 26            | -2                      | -6.4%                 | +0                      | +2                      |
| <b>Patient &amp; Client Care</b>              | <b>1,110</b>  | <b>1,149</b>  | <b>+40</b>              | <b>+3.6%</b>          | <b>+174</b>             | <b>+170</b>             |

## RCSI Hospitals Group

| Sep 2020 (Dec 2019 figure: 9,663)             | WTE Aug 2020  | WTE Sep 2020  | WTE change since Aug 20 | % change since Aug 20 | WTE change since Dec 19 | WTE change since Sep 19 |
|---|---------------|---------------|-------------------------|-----------------------|-------------------------|-------------------------|
| <b>Overall</b>                                | <b>10,159</b> | <b>10,095</b> | <b>-65</b>              | <b>-0.6%</b>          | <b>+432</b>             | <b>+574</b>             |
| Consultants                                   | 464           | 462           | -2                      | -0.3%                 | +22                     | +21                     |
| Registrars                                    | 510           | 505           | -5                      | -1.0%                 | +24                     | +20                     |
| SHO/ Interns                                  | 508           | 502           | -6                      | -1.2%                 | +63                     | +69                     |
| Medical/ Dental, other                        | 6             | 6             | +0                      | +2.9%                 | +1                      | +2                      |
| <b>Medical &amp; Dental</b>                   | <b>1,488</b>  | <b>1,476</b>  | <b>-12</b>              | <b>-0.8%</b>          | <b>+110</b>             | <b>+112</b>             |
| Nurse/ Midwife Manager                        | 813           | 811           | -2                      | -0.2%                 | +42                     | +36                     |
| Nurse/ Midwife Specialist & AN/MP             | 205           | 207           | +1                      | +0.7%                 | +21                     | +28                     |
| Staff Nurse/ Staff Midwife                    | 2,656         | 2,654         | -2                      | -0.1%                 | +66                     | +161                    |
| Pre-registration Nurse/ Midwife Intern        |               |               |                         | -100.0%               | -2                      | -24                     |
| Pre-registration Nurse Intern (COVID-19)      | 157           | 122           | -35                     | -22.2%                | +122                    | +122                    |
| Post-registration Nurse/ Midwife Student      | 39            | 36            | -2                      | -6.2%                 | -6                      | +1                      |
| Nursing/ Midwifery awaiting registration      | 2             | 2             |                         |                       | -60                     | -45                     |
| Nursing/ Midwifery Student                    | 197           | 160           | -37                     | -18.8%                | +54                     | +54                     |
| Nursing/ Midwifery other                      | 41            | 41            | -0                      | -0.1%                 | -2                      | +2                      |
| <b>Nursing &amp; Midwifery</b>                | <b>3,913</b>  | <b>3,873</b>  | <b>-40</b>              | <b>-1.0%</b>          | <b>+181</b>             | <b>+281</b>             |
| Therapy Professions                           | 359           | 363           | +4                      | +1.2%                 | +31                     | +31                     |
| Health Science/ Diagnostics                   | 607           | 605           | -2                      | -0.3%                 | +16                     | +6                      |
| Social Workers                                | 62            | 62            | -0                      | -0.3%                 | -4                      | -1                      |
| Psychologists                                 | 12            | 12            |                         |                       |                         | +2                      |
| Pharmacy                                      | 138           | 139           | +1                      | +0.7%                 | +12                     | +23                     |
| H&SC, Other                                   | 5             | 6             | +1                      | +19.2%                | -8                      | -3                      |
| <b>Health &amp; Social Care Professionals</b> | <b>1,183</b>  | <b>1,187</b>  | <b>+4</b>               | <b>+0.3%</b>          | <b>+47</b>              | <b>+57</b>              |
| Management (VIII & above)                     | 88            | 89            | +1                      | +0.9%                 | +7                      | +7                      |
| Administrative/ Supervisory (V to VII)        | 387           | 391           | +4                      | +1.1%                 | +42                     | +44                     |
| Clerical (III & IV)                           | 1,012         | 1,011         | -1                      | -0.1%                 | -20                     | -15                     |
| <b>Management &amp; Administrative</b>        | <b>1,487</b>  | <b>1,491</b>  | <b>+4</b>               | <b>+0.3%</b>          | <b>+29</b>              | <b>+36</b>              |
| Support                                       | 982           | 985           | +3                      | +0.3%                 | +11                     | +14                     |
| Maintenance/ Technical                        | 90            | 90            | +1                      | +0.6%                 | +1                      | +9                      |
| <b>General Support</b>                        | <b>1,072</b>  | <b>1,075</b>  | <b>+4</b>               | <b>+0.3%</b>          | <b>+12</b>              | <b>+23</b>              |
| Health Care Assistants                        | 982           | 959           | -24                     | -2.4%                 | +56                     | +68                     |
| Care, other                                   | 35            | 34            | -1                      | -3.5%                 | -3                      | -3                      |
| <b>Patient &amp; Client Care</b>              | <b>1,017</b>  | <b>993</b>    | <b>-25</b>              | <b>-2.4%</b>          | <b>+53</b>              | <b>+65</b>              |

## Saolta University Hospital Care

| Sep 2020 (Dec 2019 figure: 9,253)             | WTE Aug 2020 | WTE Sep 2020 | WTE change since Aug 20 | % change since Aug 20 | WTE change since Dec 19 | WTE change since Sep 19 |
|---|--------------|--------------|-------------------------|-----------------------|-------------------------|-------------------------|
| <b>Overall</b>                                | <b>9,818</b> | <b>9,806</b> | <b>-12</b>              | <b>-0.1%</b>          | <b>+553</b>             | <b>+509</b>             |
| Consultants                                   | 467          | 469          | +2                      | +0.5%                 | +6                      | +25                     |
| Registrars                                    | 465          | 468          | +2                      | +0.5%                 | +23                     | +40                     |
| SHO/ Interns                                  | 619          | 628          | +10                     | +1.5%                 | +93                     | +97                     |
| Medical/ Dental, other                        | 12           | 12           | +0                      | +1.8%                 | +2                      | +0                      |
| <b>Medical &amp; Dental</b>                   | <b>1,562</b> | <b>1,577</b> | <b>+15</b>              | <b>+0.9%</b>          | <b>+125</b>             | <b>+163</b>             |
| Nurse/ Midwife Manager                        | 582          | 575          | -7                      | -1.2%                 | +8                      | +7                      |
| Nurse/ Midwife Specialist & AN/MP             | 228          | 232          | +4                      | +1.8%                 | +14                     | +14                     |
| Staff Nurse/ Staff Midwife                    | 2,774        | 2,782        | +7                      | +0.3%                 | +17                     | +23                     |
| Public Health Nurse                           | 2            | 2            | -0                      | -3.2%                 | +0                      | -0                      |
| Pre-registration Nurse/ Midwife Intern        |              |              |                         | -100.0%               | -2                      | -51                     |
| Pre-registration Nurse Intern (COVID-19)      | 155          | 123          | -32                     | -20.4%                | +123                    | +123                    |
| Post-registration Nurse/ Midwife Student      | 10           | 10           | +0                      | +0.2%                 | -2                      | -3                      |
| Nursing/ Midwifery awaiting registration      | 1            | 25           | +24                     | +2400.0%              | -11                     | -27                     |
| Nursing/ Midwifery Student                    | 166          | 158          | -8                      | -4.5%                 | +109                    | +43                     |
| Nursing/ Midwifery other                      | 34           | 35           | +1                      | +3.3%                 | +2                      | +0                      |
| <b>Nursing &amp; Midwifery</b>                | <b>3,786</b> | <b>3,784</b> | <b>-2</b>               | <b>-0.1%</b>          | <b>+151</b>             | <b>+86</b>              |
| Therapy Professions                           | 272          | 273          | +0                      | +0.1%                 | +11                     | +15                     |
| Health Science/ Diagnostics                   | 652          | 652          | +1                      | +0.1%                 | +34                     | +20                     |
| Social Care                                   | 2            | 2            | +0                      | +0.8%                 | +0                      | +0                      |
| Social Workers                                | 28           | 28           | -0                      | -0.9%                 | +2                      | +2                      |
| Psychologists                                 | 2            | 2            | +0                      | +15.3%                | +1                      | +0                      |
| Pharmacy                                      | 152          | 153          | +1                      | +0.9%                 | +16                     | +20                     |
| H&SC, Other                                   | 20           | 16           | -4                      | -21.5%                | -3                      | +1                      |
| <b>Health &amp; Social Care Professionals</b> | <b>1,128</b> | <b>1,126</b> | <b>-2</b>               | <b>-0.2%</b>          | <b>+61</b>              | <b>+59</b>              |
| Management (VIII & above)                     | 53           | 54           | +1                      | +1.4%                 | +3                      | +4                      |
| Administrative/ Supervisory (V to VII)        | 270          | 268          | -2                      | -0.9%                 | +31                     | +42                     |
| Clerical (III & IV)                           | 1,052        | 1,069        | +17                     | +1.6%                 | +21                     | -3                      |
| <b>Management &amp; Administrative</b>        | <b>1,376</b> | <b>1,391</b> | <b>+15</b>              | <b>+1.1%</b>          | <b>+56</b>              | <b>+42</b>              |
| Support                                       | 905          | 904          | -2                      | -0.2%                 | +68                     | +69                     |
| Maintenance/ Technical                        | 97           | 97           | -0                      | -0.4%                 | -6                      | -6                      |
| <b>General Support</b>                        | <b>1,002</b> | <b>1,000</b> | <b>-2</b>               | <b>-0.2%</b>          | <b>+62</b>              | <b>+64</b>              |
| Health Care Assistants                        | 915          | 880          | -35                     | -3.9%                 | +80                     | +76                     |
| Care, other                                   | 48           | 49           | +0                      | +0.8%                 | +18                     | +19                     |
| <b>Patient &amp; Client Care</b>              | <b>963</b>   | <b>928</b>   | <b>-35</b>              | <b>-3.6%</b>          | <b>+99</b>              | <b>+95</b>              |

## South/South West Hospital Group

| Sep 2020 (Dec 2019 figure: 10,527)            | WTE Aug 2020  | WTE Sep 2020  | WTE change since Aug 20 | % change since Aug 20 | WTE change since Dec 19 | WTE change since Sep 19 |
|---|---------------|---------------|-------------------------|-----------------------|-------------------------|-------------------------|
| <b>Overall</b>                                | <b>11,333</b> | <b>11,328</b> | <b>-5</b>               | <b>-0.0%</b>          | <b>+801</b>             | <b>+825</b>             |
| Consultants                                   | 497           | 516           | +19                     | +3.8%                 | +38                     | +43                     |
| Registrars                                    | 486           | 527           | +41                     | +8.5%                 | +18                     | +18                     |
| SHO/ Interns                                  | 665           | 623           | -42                     | -6.3%                 | +86                     | +88                     |
| Medical/ Dental, other                        | 9             | 11            | +2                      | +25.9%                | +1                      | +3                      |
| <b>Medical &amp; Dental</b>                   | <b>1,656</b>  | <b>1,677</b>  | <b>+21</b>              | <b>+1.2%</b>          | <b>+144</b>             | <b>+152</b>             |
| Nurse/ Midwife Manager                        | 877           | 867           | -10                     | -1.1%                 | +4                      | +7                      |
| Nurse/ Midwife Specialist & AN/MP             | 174           | 170           | -4                      | -2.4%                 | +24                     | +13                     |
| Staff Nurse/ Staff Midwife                    | 3,186         | 3,256         | +71                     | +2.2%                 | +129                    | +211                    |
| Pre-registration Nurse/ Midwife Intern        |               |               |                         | -100.0%               | -30                     | -78                     |
| Pre-registration Nurse Intern (COVID-19)      | 180           | 139           | -41                     | -22.8%                | +139                    | +139                    |
| Post-registration Nurse/ Midwife Student      | 25            | 24            | -1                      | -4.2%                 | -5                      | +6                      |
| Nursing/ Midwifery awaiting registration      | 4             | 26            | +22                     | +552.8%               | +17                     | +2                      |
| Nursing/ Midwifery Student                    | 209           | 189           | -20                     | -9.6%                 | +121                    | +69                     |
| Nursing/ Midwifery other                      | 15            | 15            | -0                      | -1.3%                 | +0                      | +1                      |
| <b>Nursing &amp; Midwifery</b>                | <b>4,460</b>  | <b>4,497</b>  | <b>+36</b>              | <b>+0.8%</b>          | <b>+278</b>             | <b>+301</b>             |
| Therapy Professions                           | 349           | 345           | -3                      | -0.9%                 | +35                     | +24                     |
| Health Science/ Diagnostics                   | 848           | 846           | -1                      | -0.2%                 | +62                     | +68                     |
| Social Workers                                | 31            | 31            | +1                      | +1.7%                 | -1                      | -0                      |
| Psychologists                                 | 2             | 2             |                         |                       |                         |                         |
| Pharmacy                                      | 144           | 142           | -2                      | -1.2%                 | +13                     | +11                     |
| H&SC, Other                                   | 5             | 9             | +4                      | +74.2%                | -15                     | +2                      |
| <b>Health &amp; Social Care Professionals</b> | <b>1,377</b>  | <b>1,375</b>  | <b>-2</b>               | <b>-0.2%</b>          | <b>+93</b>              | <b>+105</b>             |
| Management (VIII & above)                     | 55            | 53            | -2                      | -3.1%                 | +3                      | +4                      |
| Administrative/ Supervisory (V to VII)        | 302           | 307           | +5                      | +1.7%                 | +42                     | +45                     |
| Clerical (III & IV)                           | 1,274         | 1,268         | -6                      | -0.5%                 | -1                      | -5                      |
| <b>Management &amp; Administrative</b>        | <b>1,630</b>  | <b>1,628</b>  | <b>-2</b>               | <b>-0.1%</b>          | <b>+44</b>              | <b>+45</b>              |
| Support                                       | 1,342         | 1,314         | -27                     | -2.0%                 | +96                     | +61                     |
| Maintenance/ Technical                        | 38            | 37            | -0                      | -0.8%                 | +5                      | +5                      |
| <b>General Support</b>                        | <b>1,379</b>  | <b>1,352</b>  | <b>-28</b>              | <b>-2.0%</b>          | <b>+101</b>             | <b>+65</b>              |
| Health Care Assistants                        | 818           | 782           | -36                     | -4.4%                 | +141                    | +155                    |
| Care, other                                   | 10            | 16            | +6                      | +60.9%                | +1                      | +1                      |
| <b>Patient &amp; Client Care</b>              | <b>828</b>    | <b>799</b>    | <b>-30</b>              | <b>-3.6%</b>          | <b>+142</b>             | <b>+157</b>             |

## University of Limerick Hospital Group

| Sep 2020 (Dec 2019 figure: 4,146)             | WTE Aug 2020 | WTE Sep 2020 | WTE change since Aug 20 | % change since Aug 20 | WTE change since Dec 19 | WTE change since Sep 19 |
|---|--------------|--------------|-------------------------|-----------------------|-------------------------|-------------------------|
| <b>Overall</b>                                | <b>4,421</b> | <b>4,379</b> | <b>-42</b>              | <b>-0.9%</b>          | <b>+233</b>             | <b>+260</b>             |
| Consultants                                   | 181          | 181          | +0                      | +0.3%                 | +16                     | +20                     |
| Registrars                                    | 217          | 213          | -4                      | -2.0%                 | +23                     | +23                     |
| SHO/ Interns                                  | 259          | 261          | +1                      | +0.5%                 | +64                     | +65                     |
| Medical/ Dental, other                        | 1            | 1            |                         |                       |                         | +0                      |
| <b>Medical &amp; Dental</b>                   | <b>658</b>   | <b>656</b>   | <b>-3</b>               | <b>-0.4%</b>          | <b>+103</b>             | <b>+108</b>             |
| Nurse/ Midwife Manager                        | 336          | 338          | +3                      | +0.8%                 | +13                     | +2                      |
| Nurse/ Midwife Specialist & AN/MP             | 76           | 80           | +4                      | +5.5%                 | +4                      | +4                      |
| Staff Nurse/ Staff Midwife                    | 1,226        | 1,240        | +13                     | +1.1%                 | +14                     | +43                     |
| Pre-registration Nurse/ Midwife Intern        | 2            | 2            |                         |                       | -1                      | -10                     |
| Pre-registration Nurse Intern (COVID-19)      | 60           | 17           | -43                     | -71.4%                | +17                     | +17                     |
| Post-registration Nurse/ Midwife Student      | 13           | 13           | -1                      | -3.8%                 | -3                      | -0                      |
| Nursing/ Midwifery awaiting registration      |              |              |                         | -100.0%               |                         | -1                      |
| Nursing/ Midwifery Student                    | 76           | 32           | -44                     | -57.6%                | +13                     | +6                      |
| Nursing/ Midwifery other                      | 13           | 12           | -2                      | -12.5%                | +1                      | -0                      |
| <b>Nursing &amp; Midwifery</b>                | <b>1,727</b> | <b>1,702</b> | <b>-25</b>              | <b>-1.5%</b>          | <b>+45</b>              | <b>+56</b>              |
| Therapy Professions                           | 90           | 91           | +1                      | +1.4%                 | +7                      | +10                     |
| Health Science/ Diagnostics                   | 262          | 259          | -3                      | -1.0%                 | +7                      | +11                     |
| Social Workers                                | 10           | 10           | +0                      | +0.9%                 | -2                      | +0                      |
| Psychologists                                 | 3            | 3            | +0                      | +8.0%                 | +0                      | +2                      |
| Pharmacy                                      | 49           | 48           | -0                      | -0.3%                 | +4                      | +3                      |
| H&SC, Other                                   | 4            | 3            | -1                      | -25.7%                | -5                      | -3                      |
| <b>Health &amp; Social Care Professionals</b> | <b>417</b>   | <b>415</b>   | <b>-2</b>               | <b>-0.5%</b>          | <b>+12</b>              | <b>+23</b>              |
| Management (VIII & above)                     | 37           | 37           | +1                      | +1.8%                 | +1                      | +2                      |
| Administrative/ Supervisory (V to VII)        | 113          | 117          | +4                      | +3.4%                 | +14                     | +13                     |
| Clerical (III & IV)                           | 507          | 498          | -9                      | -1.8%                 | +13                     | +10                     |
| <b>Management &amp; Administrative</b>        | <b>657</b>   | <b>653</b>   | <b>-5</b>               | <b>-0.7%</b>          | <b>+29</b>              | <b>+24</b>              |
| Support                                       | 521          | 524          | +2                      | +0.4%                 | +237                    | +236                    |
| Maintenance/ Technical                        | 39           | 38           | -1                      | -2.2%                 | -1                      | -1                      |
| <b>General Support</b>                        | <b>560</b>   | <b>561</b>   | <b>+1</b>               | <b>+0.3%</b>          | <b>+236</b>             | <b>+236</b>             |
| Health Care Assistants                        | 394          | 386          | -8                      | -2.0%                 | -191                    | -186                    |
| Care, other                                   | 8            | 7            | -1                      | -12.7%                | -1                      | -1                      |
| <b>Patient &amp; Client Care</b>              | <b>402</b>   | <b>393</b>   | <b>-9</b>               | <b>-2.2%</b>          | <b>-192</b>             | <b>-187</b>             |



## other Acute Services

| Sep 2020 (Dec 2019 figure: 548)               | WTE Aug 2020 | WTE Sep 2020 | WTE change since Aug 20 | % change since Aug 20 | WTE change since Dec 19 | WTE change since Sep 19 |
|---|--------------|--------------|-------------------------|-----------------------|-------------------------|-------------------------|
| <b>Overall</b>                                | <b>611</b>   | <b>627</b>   | <b>+15</b>              | <b>+2.5%</b>          | <b>+78</b>              | <b>+84</b>              |
| Consultants                                   | 11           | 12           | +1                      | +8.8%                 |                         | +1                      |
| Registrars                                    | 9            | 9            |                         |                       | +5                      | +4                      |
| SHO/ Interns                                  | 7            | 7            |                         |                       | +1                      | +1                      |
| <b>Medical &amp; Dental</b>                   | <b>27</b>    | <b>28</b>    | <b>+1</b>               | <b>+3.7%</b>          | <b>+6</b>               | <b>+6</b>               |
| Nurse/ Midwife Manager                        | 50           | 51           | +1                      | +1.1%                 | +4                      | +3                      |
| Nurse/ Midwife Specialist & AN/MP             | 3            | 3            |                         |                       | +0                      | +0                      |
| Staff Nurse/ Staff Midwife                    | 104          | 106          | +2                      | +1.6%                 | +15                     | +21                     |
| Nursing/ Midwifery awaiting registration      |              |              |                         | -100.0%               |                         | -1                      |
| Nursing/ Midwifery Student                    |              |              |                         | -100.0%               |                         | -1                      |
| Nursing/ Midwifery other                      |              |              |                         | -100.0%               | -1                      | -1                      |
| <b>Nursing &amp; Midwifery</b>                | <b>157</b>   | <b>159</b>   | <b>+2</b>               | <b>+1.4%</b>          | <b>+18</b>              | <b>+23</b>              |
| Therapy Professions                           | 98           | 102          | +4                      | +4.2%                 | +10                     | +13                     |
| Health Science/ Diagnostics                   | 7            | 7            | +0                      | +3.0%                 | -1                      | -0                      |
| Social Care                                   | 1            | 1            |                         |                       |                         |                         |
| Social Workers                                | 15           | 16           | +1                      | +6.7%                 | +3                      | +2                      |
| Psychologists                                 | 12           | 12           | +0                      | +1.1%                 | +1                      | +1                      |
| Pharmacy                                      | 14           | 13           | -1                      | -7.1%                 | +2                      | +2                      |
| H&SC, Other                                   | 1            | 1            |                         |                       | -0                      | +0                      |
| <b>Health &amp; Social Care Professionals</b> | <b>146</b>   | <b>151</b>   | <b>+5</b>               | <b>+3.1%</b>          | <b>+16</b>              | <b>+18</b>              |
| Management (VIII & above)                     | 38           | 39           | +1                      | +1.3%                 | +5                      | +4                      |
| Administrative/ Supervisory (V to VII)        | 68           | 68           | +1                      | +1.0%                 | +7                      | +5                      |
| Clerical (III & IV)                           | 45           | 46           | +0                      | +0.5%                 | +3                      | +3                      |
| <b>Management &amp; Administrative</b>        | <b>152</b>   | <b>153</b>   | <b>+1</b>               | <b>+0.9%</b>          | <b>+14</b>              | <b>+13</b>              |
| Support                                       | 38           | 42           | +4                      | +10.8%                | +13                     | +13                     |
| Maintenance/ Technical                        | 11           | 11           |                         |                       | +3                      | +4                      |
| <b>General Support</b>                        | <b>49</b>    | <b>53</b>    | <b>+4</b>               | <b>+8.4%</b>          | <b>+16</b>              | <b>+17</b>              |
| Health Care Assistants                        | 77           | 79           | +2                      | +2.6%                 | +9                      | +8                      |
| Care, other                                   | 3            | 3            |                         |                       |                         |                         |
| <b>Patient &amp; Client Care</b>              | <b>80</b>    | <b>82</b>    | <b>+2</b>               | <b>+2.5%</b>          | <b>+9</b>               | <b>+8</b>               |

## CHO 1

| Sep 2020 (Dec 2019 figure: 5,468)             | WTE Aug 2020 | WTE Sep 2020 | WTE change since Aug 20 | % change since Aug 20 | WTE change since Dec 19 | WTE change since Sep 19 |
|---|--------------|--------------|-------------------------|-----------------------|-------------------------|-------------------------|
| <b>Overall</b>                                | <b>5,665</b> | <b>5,670</b> | <b>+5</b>               | <b>+0.1%</b>          | <b>+202</b>             | <b>+211</b>             |
| Consultants                                   | 37           | 37           | +1                      | +2.4%                 | +4                      | +5                      |
| Registrars                                    | 66           | 71           | +5                      | +7.7%                 | +6                      | +1                      |
| SHO/ Interns                                  | 26           | 23           | -3                      | -11.9%                | -3                      | -1                      |
| Medical/ Dental, other                        | 65           | 66           | +0                      | +0.6%                 | -14                     | -1                      |
| <b>Medical &amp; Dental</b>                   | <b>194</b>   | <b>197</b>   | <b>+3</b>               | <b>+1.7%</b>          | <b>-8</b>               | <b>+4</b>               |
| Nurse/ Midwife Manager                        | 359          | 360          | +1                      | +0.4%                 | +11                     | +10                     |
| Nurse/ Midwife Specialist & AN/MP             | 109          | 112          | +3                      | +2.6%                 | +10                     | +11                     |
| Staff Nurse/ Staff Midwife                    | 1,025        | 1,023        | -2                      | -0.2%                 | +9                      | -0                      |
| Public Health Nurse                           | 150          | 153          | +3                      | +1.8%                 | -3                      | -0                      |
| Pre-registration Nurse/ Midwife Intern        |              | 5            | +5                      | -100.0%               | +2                      | -13                     |
| Pre-registration Nurse Intern (COVID-19)      | 54           | 46           | -8                      | -14.7%                | +46                     | +46                     |
| Post-registration Nurse/ Midwife Student      | 1            | 1            |                         |                       | -6                      | -2                      |
| Nursing/ Midwifery awaiting registration      | 11           | 11           |                         |                       |                         | +11                     |
| Nursing/ Midwifery Student                    | 66           | 64           | -3                      | -4.0%                 | +43                     | +43                     |
| Nursing/ Midwifery other                      | 8            | 8            | +0                      | +2.0%                 | +2                      | +2                      |
| <b>Nursing &amp; Midwifery</b>                | <b>1,717</b> | <b>1,720</b> | <b>+3</b>               | <b>+0.2%</b>          | <b>+72</b>              | <b>+66</b>              |
| Therapy Professions                           | 325          | 326          | +0                      | +0.1%                 | +10                     | +13                     |
| Health Science/ Diagnostics                   | 7            | 7            | +0                      | +2.3%                 | +0                      | +0                      |
| Social Care                                   | 11           | 12           | +0                      | +2.0%                 | +0                      | +0                      |
| Social Workers                                | 88           | 87           | -0                      | -0.5%                 | +2                      | +4                      |
| Psychologists                                 | 61           | 62           | +1                      | +2.4%                 | +2                      | +5                      |
| Pharmacy                                      | 2            | 3            | +1                      | +66.5%                | +1                      | +1                      |
| H&SC, Other                                   | 30           | 30           | -0                      | -1.4%                 | -2                      | -2                      |
| <b>Health &amp; Social Care Professionals</b> | <b>524</b>   | <b>526</b>   | <b>+2</b>               | <b>+0.5%</b>          | <b>+13</b>              | <b>+21</b>              |
| Management (VIII & above)                     | 64           | 63           | -0                      | -0.6%                 | +4                      | +2                      |
| Administrative/ Supervisory (V to VII)        | 159          | 158          | -2                      | -1.1%                 | +22                     | +30                     |
| Clerical (III & IV)                           | 462          | 459          | -3                      | -0.5%                 | +4                      | +12                     |
| <b>Management &amp; Administrative</b>        | <b>685</b>   | <b>680</b>   | <b>-5</b>               | <b>-0.7%</b>          | <b>+30</b>              | <b>+45</b>              |
| Support                                       | 313          | 307          | -6                      | -2.0%                 | +1                      | -2                      |
| Maintenance/ Technical                        | 37           | 36           | -1                      | -1.9%                 | +0                      | -1                      |
| <b>General Support</b>                        | <b>350</b>   | <b>343</b>   | <b>-7</b>               | <b>-2.0%</b>          | <b>+1</b>               | <b>-3</b>               |
| Health Care Assistants                        | 1,519        | 1,509        | -11                     | -0.7%                 | +86                     | +81                     |
| Home Help                                     | 542          | 559          | +17                     | +3.1%                 | +2                      | -8                      |
| Care, other                                   | 134          | 136          | +2                      | +1.8%                 | +6                      | +5                      |
| <b>Patient &amp; Client Care</b>              | <b>2,195</b> | <b>2,204</b> | <b>+9</b>               | <b>+0.4%</b>          | <b>+94</b>              | <b>+78</b>              |

## CHO 2

| Sep 2020 (Dec 2019 figure: 5,545)             | WTE Aug 2020 | WTE Sep 2020 | WTE change since Aug 20 | % change since Aug 20 | WTE change since Dec 19 | WTE change since Sep 19 |
|---|--------------|--------------|-------------------------|-----------------------|-------------------------|-------------------------|
| <b>Overall</b>                                | <b>5,623</b> | <b>5,595</b> | <b>-28</b>              | <b>-0.5%</b>          | <b>+51</b>              | <b>+100</b>             |
| Consultants                                   | 45           | 44           | -1                      | -2.4%                 | +2                      | +6                      |
| Registrars                                    | 90           | 90           | +0                      | +0.1%                 | +15                     | +15                     |
| SHO/ Interns                                  | 42           | 40           | -1                      | -3.3%                 | +5                      | +6                      |
| Medical/ Dental, other                        | 60           | 59           | -0                      | -0.5%                 | +0                      | +3                      |
| <b>Medical &amp; Dental</b>                   | <b>237</b>   | <b>234</b>   | <b>-3</b>               | <b>-1.1%</b>          | <b>+22</b>              | <b>+29</b>              |
| Nurse/ Midwife Manager                        | 318          | 327          | +9                      | +2.9%                 | +18                     | +20                     |
| Nurse/ Midwife Specialist & AN/MP             | 99           | 102          | +4                      | +3.7%                 | +9                      | +12                     |
| Staff Nurse/ Staff Midwife                    | 899          | 899          | +0                      | +0.0%                 | +2                      | +5                      |
| Public Health Nurse                           | 191          | 194          | +3                      | +1.6%                 | +3                      | +6                      |
| Pre-registration Nurse/ Midwife Intern        |              |              |                         | -100.0%               | -0                      | -12                     |
| Pre-registration Nurse Intern (COVID-19)      | 32           | 32           | -0                      | -1.2%                 | +32                     | +32                     |
| Post-registration Nurse/ Midwife Student      |              |              |                         | -100.0%               | -4                      | -2                      |
| Nursing/ Midwifery awaiting registration      |              |              |                         | -100.0%               | -5                      |                         |
| Nursing/ Midwifery Student                    | 32           | 32           | -0                      | -1.2%                 | +23                     | +17                     |
| Nursing/ Midwifery other                      | 3            | 3            |                         |                       | +1                      | +1                      |
| <b>Nursing &amp; Midwifery</b>                | <b>1,541</b> | <b>1,557</b> | <b>+16</b>              | <b>+1.0%</b>          | <b>+55</b>              | <b>+61</b>              |
| Therapy Professions                           | 350          | 353          | +4                      | +1.1%                 | +15                     | +15                     |
| Health Science/ Diagnostics                   | 34           | 34           | +0                      | +0.2%                 | +1                      | +1                      |
| Social Care                                   | 263          | 264          | +1                      | +0.5%                 | +19                     | +13                     |
| Social Workers                                | 82           | 83           | +1                      | +1.3%                 | -0                      | +2                      |
| Psychologists                                 | 81           | 81           | +0                      | +0.3%                 | +7                      | +3                      |
| Pharmacy                                      | 4            | 4            | +0                      | +0.8%                 | -1                      | -1                      |
| H&SC, Other                                   | 26           | 29           | +3                      | +10.2%                | -4                      | -3                      |
| <b>Health &amp; Social Care Professionals</b> | <b>839</b>   | <b>848</b>   | <b>+9</b>               | <b>+1.1%</b>          | <b>+37</b>              | <b>+29</b>              |
| Management (VIII & above)                     | 56           | 58           | +2                      | +4.5%                 | +2                      | +1                      |
| Administrative/ Supervisory (V to VII)        | 142          | 144          | +2                      | +1.2%                 | +10                     | +12                     |
| Clerical (III & IV)                           | 447          | 440          | -7                      | -1.5%                 | -28                     | -27                     |
| <b>Management &amp; Administrative</b>        | <b>645</b>   | <b>642</b>   | <b>-3</b>               | <b>-0.4%</b>          | <b>-15</b>              | <b>-15</b>              |
| Support                                       | 149          | 153          | +4                      | +3.0%                 | -5                      | -9                      |
| Maintenance/ Technical                        | 70           | 69           | -1                      | -1.0%                 | +1                      | -1                      |
| <b>General Support</b>                        | <b>219</b>   | <b>222</b>   | <b>+4</b>               | <b>+1.7%</b>          | <b>-3</b>               | <b>-10</b>              |
| Health Care Assistants                        | 1,437        | 1,404        | -33                     | -2.3%                 | +37                     | +38                     |
| Home Help                                     | 439          | 418          | -20                     | -4.6%                 | -81                     | -36                     |
| Care, other                                   | 266          | 269          | +3                      | +1.0%                 | -2                      | +3                      |
| <b>Patient &amp; Client Care</b>              | <b>2,142</b> | <b>2,092</b> | <b>-51</b>              | <b>-2.4%</b>          | <b>-46</b>              | <b>+5</b>               |

### CHO 3

| Sep 2020 (Dec 2019 figure: 4,357)             | WTE Aug 2020 | WTE Sep 2020 | WTE change since Aug 20 | % change since Aug 20 | WTE change since Dec 19 | WTE change since Sep 19 |
|---|--------------|--------------|-------------------------|-----------------------|-------------------------|-------------------------|
| <b>Overall</b>                                | <b>4,500</b> | <b>4,478</b> | <b>-22</b>              | <b>-0.5%</b>          | <b>+122</b>             | <b>+127</b>             |
| Consultants                                   | 28           | 29           | +1                      | +2.6%                 | +2                      | +2                      |
| Registrars                                    | 43           | 41           | -1                      | -3.2%                 | -0                      | -1                      |
| SHO/ Interns                                  | 20           | 20           | +0                      | +1.9%                 | -5                      | -5                      |
| Medical/ Dental, other                        | 58           | 57           | -1                      | -1.4%                 | -1                      | +2                      |
| <b>Medical &amp; Dental</b>                   | <b>149</b>   | <b>148</b>   | <b>-1</b>               | <b>-0.7%</b>          | <b>-4</b>               | <b>-2</b>               |
| Nurse/ Midwife Manager                        | 254          | 253          | -2                      | -0.6%                 | +6                      | +20                     |
| Nurse/ Midwife Specialist & AN/MP             | 47           | 53           | +6                      | +12.4%                | -3                      | +7                      |
| Staff Nurse/ Staff Midwife                    | 793          | 788          | -5                      | -0.7%                 | +0                      | -19                     |
| Public Health Nurse                           | 124          | 129          | +5                      | +4.2%                 | +2                      | +0                      |
| Pre-registration Nurse/ Midwife Intern        |              |              |                         | -100.0%               | -20                     | -9                      |
| Pre-registration Nurse Intern (COVID-19)      | 13           | 17           | +4                      | +29.2%                | +17                     | +17                     |
| Nursing/ Midwifery Student                    | 13           | 17           | +4                      | +29.2%                | -3                      | +9                      |
| Nursing/ Midwifery other                      | 4            | 4            |                         |                       |                         |                         |
| <b>Nursing &amp; Midwifery</b>                | <b>1,235</b> | <b>1,244</b> | <b>+8</b>               | <b>+0.7%</b>          | <b>+3</b>               | <b>+18</b>              |
| Therapy Professions                           | 214          | 213          | -1                      | -0.4%                 | -1                      | -5                      |
| Health Science/ Diagnostics                   | 8            | 9            | +1                      | +7.4%                 | +3                      | +4                      |
| Social Care                                   | 269          | 271          | +2                      | +0.8%                 | +26                     | +19                     |
| Social Workers                                | 56           | 56           | +0                      | +0.6%                 | -3                      | -6                      |
| Psychologists                                 | 124          | 112          | -12                     | -9.7%                 | -12                     | -12                     |
| Pharmacy                                      | 5            | 5            | +0                      | +0.4%                 |                         |                         |
| H&SC, Other                                   | 37           | 36           | -1                      | -2.4%                 | +4                      | +3                      |
| <b>Health &amp; Social Care Professionals</b> | <b>713</b>   | <b>702</b>   | <b>-11</b>              | <b>-1.5%</b>          | <b>+18</b>              | <b>+3</b>               |
| Management (VIII & above)                     | 39           | 40           | +1                      | +1.6%                 | +2                      | +5                      |
| Administrative/ Supervisory (V to VII)        | 145          | 148          | +3                      | +2.1%                 | +15                     | +7                      |
| Clerical (III & IV)                           | 306          | 302          | -3                      | -1.1%                 | -18                     | -18                     |
| <b>Management &amp; Administrative</b>        | <b>489</b>   | <b>489</b>   | <b>+0</b>               | <b>+0.0%</b>          | <b>-1</b>               | <b>-7</b>               |
| Support                                       | 160          | 160          | +0                      | +0.0%                 | -2                      | -4                      |
| Maintenance/ Technical                        | 77           | 77           | -0                      | -0.3%                 | -1                      | -0                      |
| <b>General Support</b>                        | <b>237</b>   | <b>237</b>   | <b>-0</b>               | <b>-0.1%</b>          | <b>-3</b>               | <b>-4</b>               |
| Health Care Assistants                        | 1,221        | 1,205        | -17                     | -1.4%                 | +65                     | +64                     |
| Home Help                                     | 217          | 215          | -2                      | -0.9%                 | +39                     | +44                     |
| Care, other                                   | 238          | 239          | +1                      | +0.3%                 | +5                      | +11                     |
| <b>Patient &amp; Client Care</b>              | <b>1,676</b> | <b>1,658</b> | <b>-18</b>              | <b>-1.1%</b>          | <b>+109</b>             | <b>+119</b>             |

## CHO 4

| Sep 2020 (Dec 2019 figure: 8,189)             | WTE Aug 2020 | WTE Sep 2020 | WTE change since Aug 20 | % change since Aug 20 | WTE change since Dec 19 | WTE change since Sep 19 |
|---|--------------|--------------|-------------------------|-----------------------|-------------------------|-------------------------|
| <b>Overall</b>                                | <b>8,363</b> | <b>8,475</b> | <b>+112</b>             | <b>+1.3%</b>          | <b>+286</b>             | <b>+267</b>             |
| Consultants                                   | 57           | 63           | +6                      | +10.9%                | +8                      | +10                     |
| Registrars                                    | 103          | 102          | -1                      | -0.6%                 | -1                      | -2                      |
| SHO/ Interns                                  | 35           | 48           | +12                     | +35.5%                | +9                      | +11                     |
| Medical/ Dental, other                        | 117          | 137          | +21                     | +17.7%                | +26                     | +26                     |
| <b>Medical &amp; Dental</b>                   | <b>312</b>   | <b>350</b>   | <b>+39</b>              | <b>+12.4%</b>         | <b>+43</b>              | <b>+45</b>              |
| Nurse/ Midwife Manager                        | 463          | 475          | +13                     | +2.7%                 | +43                     | +4                      |
| Nurse/ Midwife Specialist & AN/MP             | 92           | 92           | -0                      | -0.4%                 | +11                     | +14                     |
| Staff Nurse/ Staff Midwife                    | 1,473        | 1,449        | -24                     | -1.6%                 | +4                      | +21                     |
| Public Health Nurse                           | 209          | 221          | +12                     | +5.8%                 | +5                      | +10                     |
| Pre-registration Nurse/ Midwife Intern        |              |              |                         | -100.0%               | -9                      | -30                     |
| Pre-registration Nurse Intern (COVID-19)      | 51           | 42           | -9                      | -18.3%                | +42                     | +42                     |
| Post-registration Nurse/ Midwife Student      | 2            | 9            | +7                      | +343.1%               | -11                     | -0                      |
| Nursing/ Midwifery awaiting registration      | 4            | 5            | +1                      | +15.0%                | -27                     | +5                      |
| Nursing/ Midwifery Student                    | 57           | 55           | -2                      | -3.6%                 | -5                      | +17                     |
| Nursing/ Midwifery other                      | 1            | 1            |                         |                       |                         |                         |
| <b>Nursing &amp; Midwifery</b>                | <b>2,295</b> | <b>2,293</b> | <b>-1</b>               | <b>-0.1%</b>          | <b>+58</b>              | <b>+65</b>              |
| Therapy Professions                           | 457          | 467          | +9                      | +2.0%                 | +19                     | +17                     |
| Health Science/ Diagnostics                   | 12           | 12           |                         |                       | +0                      | +0                      |
| Social Care                                   | 245          | 244          | -1                      | -0.6%                 | +4                      | +6                      |
| Social Workers                                | 125          | 128          | +3                      | +2.1%                 | +13                     | +15                     |
| Psychologists                                 | 137          | 140          | +2                      | +1.7%                 | +2                      | +10                     |
| Pharmacy                                      | 10           | 11           | +1                      | +10.1%                | +3                      | +2                      |
| H&SC, Other                                   | 64           | 67           | +3                      | +4.3%                 | +7                      | +8                      |
| <b>Health &amp; Social Care Professionals</b> | <b>1,051</b> | <b>1,068</b> | <b>+17</b>              | <b>+1.6%</b>          | <b>+47</b>              | <b>+59</b>              |
| Management (VIII & above)                     | 74           | 76           | +2                      | +3.0%                 | +3                      | +5                      |
| Administrative/ Supervisory (V to VII)        | 173          | 174          | +1                      | +0.3%                 | +13                     | +18                     |
| Clerical (III & IV)                           | 528          | 522          | -5                      | -1.0%                 | +18                     | +12                     |
| <b>Management &amp; Administrative</b>        | <b>775</b>   | <b>772</b>   | <b>-3</b>               | <b>-0.3%</b>          | <b>+34</b>              | <b>+35</b>              |
| Support                                       | 358          | 365          | +8                      | +2.1%                 | +28                     | +30                     |
| Maintenance/ Technical                        | 22           | 22           | +0                      | +0.7%                 | -1                      | -1                      |
| <b>General Support</b>                        | <b>379</b>   | <b>387</b>   | <b>+8</b>               | <b>+2.0%</b>          | <b>+28</b>              | <b>+30</b>              |
| Health Care Assistants                        | 2,061        | 2,040        | -21                     | -1.0%                 | +86                     | +26                     |
| Home Help                                     | 1,029        | 1,069        | +40                     | +3.9%                 | -55                     | -60                     |
| Care, other                                   | 461          | 495          | +34                     | +7.4%                 | +45                     | +66                     |
| <b>Patient &amp; Client Care</b>              | <b>3,551</b> | <b>3,604</b> | <b>+53</b>              | <b>+1.5%</b>          | <b>+76</b>              | <b>+32</b>              |

## CHO 5

| Sep 2020 (Dec 2019 figure: 5,282)             | WTE Aug 2020 | WTE Sep 2020 | WTE change since Aug 20 | % change since Aug 20 | WTE change since Dec 19 | WTE change since Sep 19 |
|---|--------------|--------------|-------------------------|-----------------------|-------------------------|-------------------------|
| <b>Overall</b>                                | <b>5,390</b> | <b>5,400</b> | <b>+11</b>              | <b>+0.2%</b>          | <b>+119</b>             | <b>+114</b>             |
| Consultants                                   | 31           | 29           | -2                      | -5.9%                 | -1                      | -3                      |
| Registrars                                    | 34           | 30           | -3                      | -10.3%                | +2                      | -1                      |
| SHO/ Interns                                  | 32           | 41           | +9                      | +29.7%                | +3                      | +3                      |
| Medical/ Dental, other                        | 67           | 87           | +19                     | +28.8%                | +21                     | +22                     |
| <b>Medical &amp; Dental</b>                   | <b>163</b>   | <b>187</b>   | <b>+23</b>              | <b>+14.4%</b>         | <b>+25</b>              | <b>+22</b>              |
| Nurse/ Midwife Manager                        | 347          | 361          | +15                     | +4.3%                 | +23                     | +17                     |
| Nurse/ Midwife Specialist & AN/MP             | 64           | 71           | +7                      | +10.4%                | +19                     | +13                     |
| Staff Nurse/ Staff Midwife                    | 971          | 966          | -5                      | -0.5%                 | -1                      | +46                     |
| Public Health Nurse                           | 168          | 170          | +2                      | +1.2%                 | -4                      | +4                      |
| Pre-registration Nurse/ Midwife Intern        |              | 4            | +4                      | -100.0%               | +0                      | -20                     |
| Pre-registration Nurse Intern (COVID-19)      | 49           | 29           | -20                     | -40.5%                | +29                     | +29                     |
| Post-registration Nurse/ Midwife Student      | 5            | 4            | -1                      | -27.2%                | -1                      | -2                      |
| Nursing/ Midwifery awaiting registration      |              |              |                         | -100.0%               | -4                      | -15                     |
| Nursing/ Midwifery Student                    | 54           | 36           | -17                     | -32.0%                | +24                     | -8                      |
| Nursing/ Midwifery other                      | 4            | 4            | -1                      | -11.2%                | -0                      | -1                      |
| <b>Nursing &amp; Midwifery</b>                | <b>1,608</b> | <b>1,609</b> | <b>+1</b>               | <b>+0.1%</b>          | <b>+61</b>              | <b>+71</b>              |
| Therapy Professions                           | 325          | 309          | -16                     | -4.9%                 | -18                     | -16                     |
| Health Science/ Diagnostics                   | 7            | 7            | -0                      | -1.2%                 | +3                      | +4                      |
| Social Care                                   | 152          | 158          | +6                      | +3.9%                 | -6                      | -7                      |
| Social Workers                                | 59           | 60           | +1                      | +2.5%                 | +1                      | -1                      |
| Psychologists                                 | 73           | 73           | -0                      | -0.0%                 | -6                      | -2                      |
| Pharmacy                                      | 2            | 2            | +0                      | +2.8%                 | +1                      | +1                      |
| H&SC, Other                                   | 35           | 35           | +1                      | +1.7%                 | +0                      | -0                      |
| <b>Health &amp; Social Care Professionals</b> | <b>652</b>   | <b>644</b>   | <b>-8</b>               | <b>-1.2%</b>          | <b>-25</b>              | <b>-22</b>              |
| Management (VIII & above)                     | 46           | 46           | +0                      | +0.9%                 | +3                      | +4                      |
| Administrative/ Supervisory (V to VII)        | 129          | 140          | +11                     | +8.3%                 | +14                     | +18                     |
| Clerical (III & IV)                           | 320          | 313          | -7                      | -2.3%                 | -17                     | -13                     |
| <b>Management &amp; Administrative</b>        | <b>495</b>   | <b>499</b>   | <b>+4</b>               | <b>+0.8%</b>          | <b>+0</b>               | <b>+9</b>               |
| Support                                       | 328          | 302          | -26                     | -8.1%                 | -30                     | -34                     |
| Maintenance/ Technical                        | 40           | 33           | -7                      | -17.4%                | -6                      | -5                      |
| <b>General Support</b>                        | <b>368</b>   | <b>334</b>   | <b>-33</b>              | <b>-9.1%</b>          | <b>-37</b>              | <b>-39</b>              |
| Health Care Assistants                        | 1,276        | 1,274        | -2                      | -0.1%                 | +132                    | +131                    |
| Home Help                                     | 610          | 633          | +23                     | +3.8%                 | -36                     | -63                     |
| Care, other                                   | 219          | 221          | +2                      | +0.8%                 | -1                      | +6                      |
| <b>Patient &amp; Client Care</b>              | <b>2,104</b> | <b>2,127</b> | <b>+23</b>              | <b>+1.1%</b>          | <b>+95</b>              | <b>+74</b>              |

## CHO 6

| Sep 2020 (Dec 2019 figure: 3,378)             | WTE Aug 2020 | WTE Sep 2020 | WTE change since Aug 20 | % change since Aug 20 | WTE change since Dec 19 | WTE change since Sep 19 |
|---|--------------|--------------|-------------------------|-----------------------|-------------------------|-------------------------|
| <b>Overall</b>                                | <b>3,396</b> | <b>3,402</b> | <b>+5</b>               | <b>+0.2%</b>          | <b>+24</b>              | <b>+59</b>              |
| Consultants                                   | 49           | 49           | +0                      | +0.1%                 | +1                      | +5                      |
| Registrars                                    | 42           | 44           | +2                      | +4.0%                 | -5                      | -4                      |
| SHO/ Interns                                  | 20           | 21           | +1                      | +6.6%                 | +6                      | +5                      |
| Medical/ Dental, other                        | 49           | 49           | -0                      | -0.9%                 | -2                      | -1                      |
| <b>Medical &amp; Dental</b>                   | <b>161</b>   | <b>164</b>   | <b>+3</b>               | <b>+1.7%</b>          | <b>-0</b>               | <b>+5</b>               |
| Nurse/ Midwife Manager                        | 210          | 210          | +0                      | +0.2%                 | -0                      | -0                      |
| Nurse/ Midwife Specialist & AN/MP             | 23           | 23           | +0                      | +0.0%                 | +2                      | +5                      |
| Staff Nurse/ Staff Midwife                    | 536          | 541          | +5                      | +1.0%                 | -0                      | +5                      |
| Public Health Nurse                           | 117          | 116          | -1                      | -1.0%                 | -1                      | -1                      |
| Post-registration Nurse/ Midwife Student      | 3            | 2            | -1                      | -46.4%                | -12                     | -7                      |
| Nursing/ Midwifery awaiting registration      |              | 1            | +1                      | -100.0%               | +1                      | +1                      |
| Nursing/ Midwifery Student                    | 3            | 3            | -0                      | -10.7%                | -11                     | -6                      |
| Nursing/ Midwifery other                      | 4            | 4            |                         |                       | +2                      | +2                      |
| <b>Nursing &amp; Midwifery</b>                | <b>893</b>   | <b>897</b>   | <b>+4</b>               | <b>+0.4%</b>          | <b>-8</b>               | <b>+5</b>               |
| Therapy Professions                           | 236          | 240          | +4                      | +1.9%                 | +2                      | +6                      |
| Health Science/ Diagnostics                   | 19           | 18           | -1                      | -4.0%                 | +0                      | -1                      |
| Social Care                                   | 363          | 373          | +9                      | +2.5%                 | +8                      | +14                     |
| Social Workers                                | 54           | 54           | +0                      | +0.0%                 | -3                      | -4                      |
| Psychologists                                 | 62           | 65           | +3                      | +4.3%                 | +8                      | +7                      |
| Pharmacy                                      | 4            | 4            | +0                      | +0.5%                 | +0                      | +0                      |
| H&SC, Other                                   | 8            | 9            | +0                      | +5.3%                 | -6                      | -1                      |
| <b>Health &amp; Social Care Professionals</b> | <b>746</b>   | <b>762</b>   | <b>+16</b>              | <b>+2.1%</b>          | <b>+11</b>              | <b>+22</b>              |
| Management (VIII & above)                     | 70           | 69           | -0                      | -0.7%                 | +2                      | -1                      |
| Administrative/ Supervisory (V to VII)        | 169          | 170          | +1                      | +0.4%                 | -0                      | +4                      |
| Clerical (III & IV)                           | 261          | 257          | -4                      | -1.3%                 | +20                     | +19                     |
| <b>Management &amp; Administrative</b>        | <b>500</b>   | <b>497</b>   | <b>-3</b>               | <b>-0.7%</b>          | <b>+22</b>              | <b>+22</b>              |
| Support                                       | 213          | 196          | -17                     | -8.2%                 | +4                      | -9                      |
| Maintenance/ Technical                        | 21           | 23           | +2                      | +7.8%                 | -0                      | +3                      |
| <b>General Support</b>                        | <b>234</b>   | <b>218</b>   | <b>-16</b>              | <b>-6.8%</b>          | <b>+4</b>               | <b>-6</b>               |
| Health Care Assistants                        | 547          | 545          | -2                      | -0.3%                 | +7                      | +17                     |
| Care, other                                   | 315          | 319          | +4                      | +1.2%                 | -12                     | -6                      |
| <b>Patient &amp; Client Care</b>              | <b>861</b>   | <b>863</b>   | <b>+2</b>               | <b>+0.2%</b>          | <b>-5</b>               | <b>+11</b>              |

## CHO 7

| Sep 2020 (Dec 2019 figure: 6,515)             | WTE Aug 2020 | WTE Sep 2020 | WTE change since Aug 20 | % change since Aug 20 | WTE change since Dec 19 | WTE change since Sep 19 |
|---|--------------|--------------|-------------------------|-----------------------|-------------------------|-------------------------|
| <b>Overall</b>                                | <b>6,668</b> | <b>6,703</b> | <b>+35</b>              | <b>+0.5%</b>          | <b>+189</b>             | <b>+233</b>             |
| Consultants                                   | 69           | 70           | +0                      | +0.6%                 | +10                     | +12                     |
| Registrars                                    | 104          | 102          | -2                      | -2.2%                 | +7                      | +8                      |
| SHO/ Interns                                  | 41           | 41           | +0                      | +0.6%                 | +5                      | +4                      |
| Medical/ Dental, other                        | 82           | 85           | +3                      | +3.6%                 | +5                      | +4                      |
| <b>Medical &amp; Dental</b>                   | <b>296</b>   | <b>298</b>   | <b>+1</b>               | <b>+0.4%</b>          | <b>+27</b>              | <b>+28</b>              |
| Nurse/ Midwife Manager                        | 404          | 408          | +4                      | +0.9%                 | +12                     | +12                     |
| Nurse/ Midwife Specialist & AN/MP             | 105          | 103          | -1                      | -1.2%                 | +9                      | +15                     |
| Staff Nurse/ Staff Midwife                    | 1,028        | 1,017        | -11                     | -1.1%                 | +24                     | +14                     |
| Public Health Nurse                           | 163          | 177          | +15                     | +9.0%                 | +2                      | +15                     |
| Pre-registration Nurse/ Midwife Intern        |              |              |                         | -100.0%               | -1                      | -14                     |
| Pre-registration Nurse Intern (COVID-19)      | 39           | 28           | -11                     | -28.4%                | +28                     | +28                     |
| Post-registration Nurse/ Midwife Student      | 1            | 0            | -0                      | -50.0%                | -21                     | -10                     |
| Nursing/ Midwifery awaiting registration      | 6            | 6            | +0                      | +2.3%                 | -4                      | +4                      |
| Nursing/ Midwifery Student                    | 45           | 34           | -11                     | -24.5%                | +2                      | +9                      |
| Nursing/ Midwifery other                      | 11           | 12           | +0                      | +1.8%                 | +2                      | +2                      |
| <b>Nursing &amp; Midwifery</b>                | <b>1,757</b> | <b>1,751</b> | <b>-5</b>               | <b>-0.3%</b>          | <b>+51</b>              | <b>+67</b>              |
| Therapy Professions                           | 471          | 469          | -2                      | -0.4%                 | +19                     | +20                     |
| Health Science/ Diagnostics                   | 3            | 4            | +1                      | +17.3%                | +1                      | +1                      |
| Social Care                                   | 378          | 381          | +2                      | +0.6%                 | +9                      | +15                     |
| Social Workers                                | 109          | 109          | +0                      | +0.3%                 | +5                      | +7                      |
| Psychologists                                 | 86           | 87           | +1                      | +1.0%                 | +6                      | +6                      |
| Pharmacy                                      | 41           | 40           | -1                      | -1.3%                 | +0                      | +3                      |
| H&SC, Other                                   | 41           | 41           | -0                      | -0.7%                 | -4                      | -3                      |
| <b>Health &amp; Social Care Professionals</b> | <b>1,130</b> | <b>1,131</b> | <b>+1</b>               | <b>+0.1%</b>          | <b>+37</b>              | <b>+49</b>              |
| Management (VIII & above)                     | 79           | 79           | +0                      | +0.3%                 | +6                      | +10                     |
| Administrative/ Supervisory (V to VII)        | 200          | 199          | -1                      | -0.5%                 | +16                     | +13                     |
| Clerical (III & IV)                           | 378          | 376          | -2                      | -0.5%                 | +26                     | +22                     |
| <b>Management &amp; Administrative</b>        | <b>657</b>   | <b>654</b>   | <b>-3</b>               | <b>-0.4%</b>          | <b>+48</b>              | <b>+44</b>              |
| Support                                       | 397          | 397          | +0                      | +0.1%                 | -13                     | -17                     |
| Maintenance/ Technical                        | 46           | 46           | -0                      | -0.8%                 | +5                      | +5                      |
| <b>General Support</b>                        | <b>443</b>   | <b>443</b>   | <b>+0</b>               | <b>+0.0%</b>          | <b>-8</b>               | <b>-13</b>              |
| Health Care Assistants                        | 1,649        | 1,685        | +36                     | +2.2%                 | +31                     | +29                     |
| Home Help                                     | 133          | 132          | -1                      | -0.9%                 | +5                      | +10                     |
| Care, other                                   | 603          | 609          | +6                      | +0.9%                 | -1                      | +18                     |
| <b>Patient &amp; Client Care</b>              | <b>2,386</b> | <b>2,426</b> | <b>+40</b>              | <b>+1.7%</b>          | <b>+34</b>              | <b>+57</b>              |



## CHO 8

| Sep 2020 (Dec 2019 figure: 6,135)             | WTE Aug 2020 | WTE Sep 2020 | WTE change since Aug 20 | % change since Aug 20 | WTE change since Dec 19 | WTE change since Sep 19 |
|---|--------------|--------------|-------------------------|-----------------------|-------------------------|-------------------------|
| <b>Overall</b>                                | <b>6,263</b> | <b>6,240</b> | <b>-23</b>              | <b>-0.4%</b>          | <b>+105</b>             | <b>+89</b>              |
| Consultants                                   | 42           | 42           | +1                      | +1.4%                 | +0                      | +1                      |
| Registrars                                    | 116          | 116          | -1                      | -0.8%                 | +10                     | +8                      |
| SHO/ Interns                                  | 32           | 31           | -0                      | -1.5%                 | -7                      | -7                      |
| Medical/ Dental, other                        | 74           | 73           | -1                      | -1.6%                 | +0                      | +3                      |
| <b>Medical &amp; Dental</b>                   | <b>264</b>   | <b>262</b>   | <b>-2</b>               | <b>-0.8%</b>          | <b>+3</b>               | <b>+6</b>               |
| Nurse/ Midwife Manager                        | 374          | 376          | +1                      | +0.4%                 | +4                      | -2                      |
| Nurse/ Midwife Specialist & AN/MP             | 106          | 103          | -2                      | -2.2%                 | +4                      | +5                      |
| Staff Nurse/ Staff Midwife                    | 995          | 989          | -6                      | -0.6%                 | -9                      | +5                      |
| Public Health Nurse                           | 206          | 202          | -4                      | -2.0%                 | +3                      | +9                      |
| Pre-registration Nurse/ Midwife Intern        |              |              |                         | -100.0%               | -1                      | -14                     |
| Pre-registration Nurse Intern (COVID-19)      | 60           | 47           | -13                     | -21.8%                | +47                     | +47                     |
| Post-registration Nurse/ Midwife Student      | 1            | 1            | +0                      | +62.9%                | -1                      | -4                      |
| Nursing/ Midwifery awaiting registration      |              |              |                         | -100.0%               | -2                      | -6                      |
| Nursing/ Midwifery Student                    | 61           | 48           | -13                     | -20.9%                | +43                     | +22                     |
| Nursing/ Midwifery other                      | 12           | 10           | -2                      | -13.7%                | +1                      | +3                      |
| <b>Nursing &amp; Midwifery</b>                | <b>1,753</b> | <b>1,728</b> | <b>-25</b>              | <b>-1.4%</b>          | <b>+46</b>              | <b>+41</b>              |
| Therapy Professions                           | 385          | 387          | +3                      | +0.7%                 | +10                     | +13                     |
| Health Science/ Diagnostics                   | 8            | 9            | +1                      | +17.7%                | +2                      | +2                      |
| Social Care                                   | 384          | 383          | -1                      | -0.2%                 | +15                     | +18                     |
| Social Workers                                | 90           | 90           | +0                      | +0.3%                 | +3                      | +1                      |
| Psychologists                                 | 112          | 115          | +3                      | +2.8%                 | -5                      | -2                      |
| Pharmacy                                      | 7            | 7            | +0                      | +6.6%                 | -0                      | -0                      |
| H&SC, Other                                   | 51           | 51           | +0                      | +0.9%                 | -1                      | -2                      |
| <b>Health &amp; Social Care Professionals</b> | <b>1,036</b> | <b>1,043</b> | <b>+7</b>               | <b>+0.7%</b>          | <b>+24</b>              | <b>+30</b>              |
| Management (VIII & above)                     | 67           | 68           | +1                      | +1.2%                 | +6                      | +3                      |
| Administrative/ Supervisory (V to VII)        | 199          | 195          | -5                      | -2.4%                 | +18                     | +25                     |
| Clerical (III & IV)                           | 525          | 527          | +3                      | +0.5%                 | +20                     | +20                     |
| <b>Management &amp; Administrative</b>        | <b>791</b>   | <b>790</b>   | <b>-1</b>               | <b>-0.2%</b>          | <b>+44</b>              | <b>+48</b>              |
| Support                                       | 122          | 121          | -1                      | -1.1%                 | -6                      | -8                      |
| Maintenance/ Technical                        | 69           | 69           | -0                      | -0.5%                 | -0                      | -2                      |
| <b>General Support</b>                        | <b>191</b>   | <b>190</b>   | <b>-2</b>               | <b>-0.9%</b>          | <b>-7</b>               | <b>-10</b>              |
| Health Care Assistants                        | 1,595        | 1,593        | -3                      | -0.2%                 | +16                     | -2                      |
| Home Help                                     | 399          | 400          | +1                      | +0.4%                 | -18                     | -23                     |
| Care, other                                   | 234          | 235          | +1                      | +0.4%                 | -3                      | -1                      |
| <b>Patient &amp; Client Care</b>              | <b>2,228</b> | <b>2,228</b> | <b>-0</b>               | <b>-0.0%</b>          | <b>-5</b>               | <b>-25</b>              |

## CHO 9

| Sep 2020 (Dec 2019 figure: 6,582)             | WTE Aug 2020 | WTE Sep 2020 | WTE change since Aug 20 | % change since Aug 20 | WTE change since Dec 19 | WTE change since Sep 19 |
|---|--------------|--------------|-------------------------|-----------------------|-------------------------|-------------------------|
| <b>Overall</b>                                | <b>6,707</b> | <b>6,763</b> | <b>+56</b>              | <b>+0.8%</b>          | <b>+181</b>             | <b>+186</b>             |
| Consultants                                   | 65           | 66           | +1                      | +2.1%                 | -2                      | -0                      |
| Registrars                                    | 93           | 93           | +1                      | +0.6%                 | -5                      | -2                      |
| SHO/ Interns                                  | 63           | 68           | +5                      | +7.4%                 | +2                      | -1                      |
| Medical/ Dental, other                        | 56           | 56           | +1                      | +0.9%                 | -1                      | +0                      |
| <b>Medical &amp; Dental</b>                   | <b>276</b>   | <b>283</b>   | <b>+7</b>               | <b>+2.6%</b>          | <b>-6</b>               | <b>-3</b>               |
| Nurse/ Midwife Manager                        | 453          | 446          | -7                      | -1.5%                 | +11                     | +11                     |
| Nurse/ Midwife Specialist & AN/MP             | 95           | 96           | +1                      | +1.0%                 | +11                     | +14                     |
| Staff Nurse/ Staff Midwife                    | 1,205        | 1,185        | -19                     | -1.6%                 | -10                     | +1                      |
| Public Health Nurse                           | 164          | 182          | +18                     | +10.9%                | +6                      | +4                      |
| Pre-registration Nurse/ Midwife Intern        | 53           | 1            | -52                     | -97.7%                | -17                     | -19                     |
| Pre-registration Nurse Intern (COVID-19)      | 33           | 54           | +21                     | +65.2%                | +54                     | +54                     |
| Post-registration Nurse/ Midwife Student      | 6            | 10           | +4                      | +70.0%                | -16                     | -7                      |
| Nursing/ Midwifery awaiting registration      |              |              |                         | -100.0%               | -11                     | -4                      |
| Nursing/ Midwifery Student                    | 92           | 65           | -27                     | -28.9%                | +11                     | +24                     |
| Nursing/ Midwifery other                      | 22           | 22           | -0                      | -0.5%                 | +2                      | +1                      |
| <b>Nursing &amp; Midwifery</b>                | <b>2,031</b> | <b>1,997</b> | <b>-34</b>              | <b>-1.7%</b>          | <b>+31</b>              | <b>+55</b>              |
| Therapy Professions                           | 521          | 531          | +11                     | +2.0%                 | +45                     | +50                     |
| Health Science/ Diagnostics                   | 33           | 33           | -1                      | -1.5%                 | -4                      | -4                      |
| Social Care                                   | 714          | 727          | +13                     | +1.8%                 | +32                     | +55                     |
| Social Workers                                | 128          | 131          | +3                      | +2.6%                 | +6                      | +6                      |
| Psychologists                                 | 175          | 176          | +2                      | +0.9%                 | +12                     | +13                     |
| Pharmacy                                      | 26           | 28           | +2                      | +9.2%                 | +3                      | +4                      |
| H&SC, Other                                   | 70           | 69           | -1                      | -1.0%                 | -2                      | -1                      |
| <b>Health &amp; Social Care Professionals</b> | <b>1,667</b> | <b>1,696</b> | <b>+30</b>              | <b>+1.8%</b>          | <b>+93</b>              | <b>+122</b>             |
| Management (VIII & above)                     | 80           | 82           | +1                      | +1.3%                 | +2                      | +0                      |
| Administrative/ Supervisory (V to VII)        | 220          | 228          | +8                      | +3.4%                 | +20                     | +14                     |
| Clerical (III & IV)                           | 459          | 468          | +9                      | +2.1%                 | +17                     | +9                      |
| <b>Management &amp; Administrative</b>        | <b>759</b>   | <b>778</b>   | <b>+18</b>              | <b>+2.4%</b>          | <b>+39</b>              | <b>+23</b>              |
| Support                                       | 420          | 403          | -16                     | -3.9%                 | -48                     | -59                     |
| Maintenance/ Technical                        | 35           | 35           | +0                      | +1.4%                 | -0                      | -2                      |
| <b>General Support</b>                        | <b>454</b>   | <b>438</b>   | <b>-16</b>              | <b>-3.5%</b>          | <b>-49</b>              | <b>-61</b>              |
| Health Care Assistants                        | 1,299        | 1,347        | +48                     | +3.7%                 | +69                     | +40                     |
| Care, other                                   | 222          | 224          | +2                      | +1.1%                 | +3                      | +9                      |
| <b>Patient &amp; Client Care</b>              | <b>1,520</b> | <b>1,571</b> | <b>+51</b>              | <b>+3.3%</b>          | <b>+72</b>              | <b>+49</b>              |

## other Community Services

| Sep 2020 (Dec 2019 figure: 638)               | WTE Aug 2020 | WTE Sep 2020 | WTE change since Aug 20 | % change since Aug 20 | WTE change since Dec 19 | WTE change since Sep 19 |
|---|--------------|--------------|-------------------------|-----------------------|-------------------------|-------------------------|
| <b>Overall</b>                                | <b>683</b>   | <b>684</b>   | <b>+2</b>               | <b>+0.2%</b>          | <b>+46</b>              | <b>+78</b>              |
| Consultants                                   | 18           | 18           | +0                      | +1.2%                 | +1                      | +1                      |
| Registrars                                    | 23           | 23           |                         |                       | -2                      | -2                      |
| SHO/ Interns                                  | 7            | 7            |                         |                       | +5                      | +5                      |
| Medical/ Dental, other                        | 0            | 0            | -0                      | -10.5%                | -0                      | -0                      |
| <b>Medical &amp; Dental</b>                   | <b>48</b>    | <b>48</b>    | <b>+0</b>               | <b>+0.4%</b>          | <b>+4</b>               | <b>+4</b>               |
| Nurse/ Midwife Manager                        | 83           | 82           | -1                      | -0.9%                 | +16                     | +16                     |
| Nurse/ Midwife Specialist & AN/MP             | 11           | 10           | -1                      | -9.9%                 | +2                      | +1                      |
| Staff Nurse/ Staff Midwife                    | 174          | 174          | +1                      | +0.3%                 | +0                      | +19                     |
| Nursing/ Midwifery other                      | 1            | 1            |                         |                       |                         |                         |
| <b>Nursing &amp; Midwifery</b>                | <b>269</b>   | <b>268</b>   | <b>-1</b>               | <b>-0.5%</b>          | <b>+18</b>              | <b>+36</b>              |
| Therapy Professions                           | 12           | 12           | -0                      | -0.8%                 | +1                      | +2                      |
| Health Science/ Diagnostics                   | 8            | 8            | -0                      | -1.0%                 | -1                      | -1                      |
| Social Care                                   | 4            | 4            |                         |                       | +0                      | -0                      |
| Social Workers                                | 28           | 29           | +1                      | +4.4%                 | +0                      | +2                      |
| Psychologists                                 | 8            | 7            | -1                      | -9.7%                 |                         |                         |
| Pharmacy                                      | 4            | 4            |                         |                       | +1                      | +1                      |
| H&SC, Other                                   | 4            | 4            |                         |                       | +1                      | +1                      |
| <b>Health &amp; Social Care Professionals</b> | <b>66</b>    | <b>66</b>    | <b>+0</b>               | <b>+0.4%</b>          | <b>+2</b>               | <b>+5</b>               |
| Management (VIII & above)                     | 63           | 63           | +1                      | +1.4%                 | -2                      | +4                      |
| Administrative/ Supervisory (V to VII)        | 79           | 75           | -4                      | -5.5%                 | -1                      | -1                      |
| Clerical (III & IV)                           | 58           | 60           | +2                      | +3.3%                 | -11                     | -11                     |
| <b>Management &amp; Administrative</b>        | <b>200</b>   | <b>198</b>   | <b>-2</b>               | <b>-0.8%</b>          | <b>-14</b>              | <b>-8</b>               |
| Support                                       | 19           | 19           | -0                      | -1.2%                 | +4                      | +4                      |
| Maintenance/ Technical                        | 5            | 7            | +2                      | +40.0%                | +4                      | +4                      |
| <b>General Support</b>                        | <b>24</b>    | <b>26</b>    | <b>+2</b>               | <b>+7.4%</b>          | <b>+8</b>               | <b>+8</b>               |
| Health Care Assistants                        | 60           | 62           | +2                      | +3.9%                 | +25                     | +34                     |
| Care, other                                   | 17           | 17           | -0                      | -0.7%                 | +1                      | +0                      |
| <b>Patient &amp; Client Care</b>              | <b>77</b>    | <b>79</b>    | <b>+2</b>               | <b>+2.9%</b>          | <b>+26</b>              | <b>+34</b>              |

## Health & Wellbeing

| Sep 2020 (Dec 2019 figure: 574)               | WTE Aug 2020 | WTE Sep 2020 | WTE change since Aug 20 | % change since Aug 20 | WTE change since Dec 19 | WTE change since Sep 19 |
|---|--------------|--------------|-------------------------|-----------------------|-------------------------|-------------------------|
| <b>Overall</b>                                | <b>483</b>   | <b>485</b>   | <b>+2</b>               | <b>+0.4%</b>          | <b>-88</b>              | <b>-81</b>              |
| Consultants                                   | 1            | 1            | +0                      | +15.0%                | +0                      | +0                      |
| Registrars                                    | 30           | 30           | +0                      | +0.1%                 | +3                      | +2                      |
| Medical/ Dental, other                        | 99           | 100          | +1                      | +1.5%                 | +11                     | +12                     |
| <b>Medical &amp; Dental</b>                   | <b>130</b>   | <b>132</b>   | <b>+2</b>               | <b>+1.3%</b>          | <b>+14</b>              | <b>+14</b>              |
| Nurse/ Midwife Manager                        | 13           | 14           | +1                      | +10.1%                | +1                      | +1                      |
| Nurse/ Midwife Specialist & AN/MP             | 4            | 4            | +0                      | +0.5%                 | +0                      | +0                      |
| Staff Nurse/ Staff Midwife                    | 4            | 4            | -1                      | -12.2%                | +2                      | +2                      |
| Public Health Nurse                           | 2            | 2            | -1                      | -30.6%                | -2                      | -2                      |
| <b>Nursing &amp; Midwifery</b>                | <b>24</b>    | <b>24</b>    | <b>+0</b>               | <b>+0.2%</b>          | <b>+1</b>               | <b>+1</b>               |
| Therapy Professions                           | 7            | 6            | -1                      | -8.7%                 | -12                     | -9                      |
| Health Science/ Diagnostics                   | 88           | 89           | +1                      | +0.9%                 | -2                      | +1                      |
| Psychologists                                 | 1            | 1            |                         |                       |                         |                         |
| Pharmacy                                      | 5            | 5            | -0                      | -0.6%                 | +3                      | +3                      |
| H&SC, Other                                   | 4            | 4            |                         |                       |                         |                         |
| <b>Health &amp; Social Care Professionals</b> | <b>104</b>   | <b>105</b>   | <b>+0</b>               | <b>+0.2%</b>          | <b>-11</b>              | <b>-5</b>               |
| Management (VIII & above)                     | 38           | 38           | -0                      | -0.0%                 | -6                      | +3                      |
| Administrative/ Supervisory (V to VII)        | 106          | 105          | -1                      | -0.7%                 | -31                     | -33                     |
| Clerical (III & IV)                           | 77           | 77           | -0                      | -0.1%                 | -23                     | -25                     |
| <b>Management &amp; Administrative</b>        | <b>221</b>   | <b>220</b>   | <b>-1</b>               | <b>-0.4%</b>          | <b>-61</b>              | <b>-56</b>              |
| <b>General Support</b>                        | <b>1</b>     | <b>1</b>     |                         |                       | <b>+0</b>               | <b>+0</b>               |
| Health Care Assistants                        | 0            | 0            |                         |                       |                         |                         |
| Care, other                                   | 2            | 3            | +1                      | +50.0%                | -32                     | -36                     |
| <b>Patient &amp; Client Care</b>              | <b>2</b>     | <b>3</b>     | <b>+1</b>               | <b>+43.3%</b>         | <b>-32</b>              | <b>-36</b>              |

## Corporate

| Sep 2020 (Dec 2019 figure: 3,035)             | WTE Aug 2020 | WTE Sep 2020 | WTE change since Aug 20 | % change since Aug 20 | WTE change since Dec 19 | WTE change since Sep 19 |
|---|--------------|--------------|-------------------------|-----------------------|-------------------------|-------------------------|
| <b>Overall</b>                                | <b>3,177</b> | <b>3,196</b> | <b>+19</b>              | <b>+0.6%</b>          | <b>+161</b>             | <b>+237</b>             |
| Consultants                                   | 44           | 44           | +0                      | +0.8%                 | +1                      | +1                      |
| Registrars                                    | 26           | 29           | +3                      | +10.2%                | +5                      | +1                      |
| SHO/ Interns                                  | 2            | 1            | -1                      | -57.3%                |                         |                         |
| Medical/ Dental, other                        | 33           | 32           | -0                      | -1.4%                 | +6                      | +8                      |
| <b>Medical &amp; Dental</b>                   | <b>105</b>   | <b>106</b>   | <b>+1</b>               | <b>+1.2%</b>          | <b>+13</b>              | <b>+10</b>              |
| Nurse/ Midwife Manager                        | 110          | 110          | -0                      | -0.2%                 | +10                     | +15                     |
| Nurse/ Midwife Specialist & AN/MP             | 11           | 10           | -0                      | -1.7%                 | +0                      | +1                      |
| Staff Nurse/ Staff Midwife                    | 13           | 13           | +0                      | +3.3%                 | +12                     | +12                     |
| Public Health Nurse                           | 0            | 0            | -0                      | -100.0%               |                         |                         |
| Nursing/ Midwifery other                      | 68           | 71           | +3                      | +4.8%                 | +4                      | +7                      |
| <b>Nursing &amp; Midwifery</b>                | <b>201</b>   | <b>204</b>   | <b>+3</b>               | <b>+1.6%</b>          | <b>+27</b>              | <b>+35</b>              |
| Therapy Professions                           | 5            | 5            | +0                      | +4.6%                 | +2                      | +3                      |
| Health Science/ Diagnostics                   | 92           | 92           | -0                      | -0.2%                 | +3                      | -2                      |
| Social Workers                                | 3            | 3            | +0                      | +2.7%                 | -1                      | -1                      |
| Psychologists                                 | 1            | 1            |                         |                       |                         |                         |
| Pharmacy                                      | 43           | 44           | +1                      | +2.3%                 | +9                      | +12                     |
| H&SC, Other                                   | 532          | 536          | +4                      | +0.8%                 | +2                      | +37                     |
| <b>Health &amp; Social Care Professionals</b> | <b>676</b>   | <b>681</b>   | <b>+5</b>               | <b>+0.8%</b>          | <b>+16</b>              | <b>+49</b>              |
| Management (VIII & above)                     | 516          | 515          | -1                      | -0.2%                 | +21                     | +40                     |
| Administrative/ Supervisory (V to VII)        | 894          | 901          | +7                      | +0.7%                 | +83                     | +104                    |
| Clerical (III & IV)                           | 742          | 749          | +7                      | +1.0%                 | -4                      | -6                      |
| <b>Management &amp; Administrative</b>        | <b>2,153</b> | <b>2,166</b> | <b>+13</b>              | <b>+0.6%</b>          | <b>+99</b>              | <b>+137</b>             |
| Support                                       | 12           | 12           | +0                      | +0.1%                 | +0                      | -0                      |
| Maintenance/ Technical                        | 9            | 9            |                         |                       |                         |                         |
| <b>General Support</b>                        | <b>21</b>    | <b>21</b>    | <b>+0</b>               | <b>+0.0%</b>          | <b>+0</b>               | <b>-0</b>               |
| Health Care Assistants                        | 16           | 15           | -2                      | -9.7%                 | +6                      | +6                      |
| Ambulance Staff                               | 3            | 1            | -2                      | -66.7%                | -2                      | -1                      |
| Care, other                                   | 2            | 2            |                         |                       | +1                      | +1                      |
| <b>Patient &amp; Client Care</b>              | <b>21</b>    | <b>18</b>    | <b>-4</b>               | <b>-16.8%</b>         | <b>+5</b>               | <b>+6</b>               |

## Health Business Services

| Sep 2020 (Dec 2019 figure: 1,583)             | WTE Aug 2020 | WTE Sep 2020 | WTE change since Aug 20 | % change since Aug 20 | WTE change since Dec 19 | WTE change since Sep 19 |
|---|--------------|--------------|-------------------------|-----------------------|-------------------------|-------------------------|
| <b>Overall</b>                                | <b>1,608</b> | <b>1,620</b> | <b>+12</b>              | <b>+0.8%</b>          | <b>+37</b>              | <b>+33</b>              |
| <b>Medical &amp; Dental</b>                   |              |              |                         | <b>-100.0%</b>        | <b>-2</b>               | <b>-1</b>               |
| Nurse/ Midwife Manager                        | 4            | 4            |                         |                       | -2                      | -2                      |
| Nursing/ Midwifery other                      | 1            | 1            |                         |                       |                         |                         |
| <b>Nursing &amp; Midwifery</b>                | <b>5</b>     | <b>5</b>     |                         |                       | <b>-2</b>               | <b>-2</b>               |
| Health Science/ Diagnostics                   | 1            | 1            |                         |                       |                         |                         |
| Pharmacy                                      | 2            | 1            | -1                      | -47.6%                | -1                      |                         |
| H&SC, Other                                   | 1            | 1            |                         |                       |                         |                         |
| <b>Health &amp; Social Care Professionals</b> | <b>4</b>     | <b>3</b>     | <b>-1</b>               | <b>-23.3%</b>         | <b>-1</b>               |                         |
| Management (VIII & above)                     | 175          | 176          | +1                      | +0.7%                 | +9                      | +8                      |
| Administrative/ Supervisory (V to VII)        | 435          | 439          | +4                      | +1.0%                 | +20                     | +18                     |
| Clerical (III & IV)                           | 651          | 656          | +5                      | +0.8%                 | +5                      | -3                      |
| <b>Management &amp; Administrative</b>        | <b>1,261</b> | <b>1,272</b> | <b>+11</b>              | <b>+0.9%</b>          | <b>+34</b>              | <b>+24</b>              |
| Support                                       | 99           | 103          | +4                      | +3.6%                 | +2                      | +5                      |
| Maintenance/ Technical                        | 236          | 235          | -1                      | -0.5%                 | +6                      | +7                      |
| <b>General Support</b>                        | <b>336</b>   | <b>338</b>   | <b>+2</b>               | <b>+0.7%</b>          | <b>+7</b>               | <b>+12</b>              |
| Health Care Assistants                        | 2            | 2            |                         |                       |                         |                         |
| Care, other                                   | 1            | 1            |                         |                       |                         |                         |
| <b>Patient &amp; Client Care</b>              | <b>3</b>     | <b>3</b>     |                         |                       |                         |                         |

## Employment by Hospital, Hospital Group, Community Services etc. Sep 2020

| Sep 2020 (Dec 2019 figure: 119,817)    | WTE Aug 2020   | WTE Sep 2020   | WTE change since Aug 20 | % change since Aug 20 | WTE change since Dec 19 | WTE change since Sep 19 |
|--|----------------|----------------|-------------------------|-----------------------|-------------------------|-------------------------|
| <b>Overall</b>                         | <b>124,705</b> | <b>124,568</b> | <b>-136</b>             | <b>-0.1%</b>          | <b>+4,751</b>           | <b>+5,442</b>           |
| <b>National Ambulance Service</b>      | <b>1,944</b>   | <b>1,945</b>   | <b>+1</b>               | <b>+0.1%</b>          | <b>+12</b>              | <b>+28</b>              |
| CHI at Connolly                        | 138            | 141            | +4                      | +2.6%                 | +6                      | +77                     |
| CHI at Crumlin                         | 1,998          | 2,009          | +10                     | +0.5%                 | +41                     | +83                     |
| CHI at Tallaght                        | 254            | 254            | -0                      | -0.0%                 | -1                      | -6                      |
| CHI at Temple Street                   | 1,225          | 1,225          | -0                      | -0.0%                 | +40                     | +35                     |
| CHI Programme                          | 48             | 46             | -2                      | -4.0%                 | -11                     | -43                     |
| CHI Corporate                          | 2              | 3              | +1                      | +50.0%                |                         | -1                      |
| <b>Children's Health Ireland</b>       | <b>3,665</b>   | <b>3,678</b>   | <b>+13</b>              | <b>+0.4%</b>          | <b>+75</b>              | <b>+145</b>             |
| Coombe Women & Infants University      | 936            | 917            | -19                     | -2.0%                 | +27                     | +27                     |
| MRH Portlaoise                         | 783            | 776            | -7                      | -0.9%                 | +26                     | +31                     |
| MRH Tullamore                          | 1,142          | 1,149          | +7                      | +0.6%                 | +48                     | +74                     |
| Naas General                           | 777            | 775            | -2                      | -0.2%                 | +17                     | +32                     |
| St. James's                            | 4,263          | 4,251          | -12                     | -0.3%                 | +193                    | +265                    |
| St. Luke's Rathgar                     | 551            | 548            | -3                      | -0.5%                 | +4                      | +12                     |
| Tallaght University                    | 2,825          | 2,775          | -50                     | -1.8%                 | +91                     | +117                    |
| Hospital Group HQ                      | 39             | 38             | -1                      | -2.3%                 | +5                      | +2                      |
| <b>Dublin Midlands Hospital Group</b>  | <b>11,316</b>  | <b>11,229</b>  | <b>-87</b>              | <b>-0.8%</b>          | <b>+411</b>             | <b>+559</b>             |
| Cappagh National Orthopaedic           | 439            | 440            | +1                      | +0.2%                 | +13                     | +16                     |
| Mater Misericordiae University         | 3,412          | 3,365          | -47                     | -1.4%                 | +206                    | +246                    |
| MRH Mullingar                          | 979            | 981            | +2                      | +0.2%                 | +68                     | +62                     |
| National Maternity                     | 924            | 909            | -15                     | -1.6%                 | +29                     | +35                     |
| Our Lady's Navan                       | 584            | 572            | -12                     | -2.1%                 | +56                     | +68                     |
| St. Columcille's                       | 459            | 456            | -3                      | -0.7%                 | +4                      | -2                      |
| St Luke's General Kilkenny             | 1,201          | 1,188          | -12                     | -1.0%                 | +70                     | +59                     |
| St. Michael's                          | 421            | 417            | -4                      | -0.9%                 | +21                     | +23                     |
| St. Vincent's University               | 3,100          | 3,043          | -57                     | -1.8%                 | +205                    | +250                    |
| Wexford General                        | 1,065          | 1,060          | -5                      | -0.5%                 | +36                     | +30                     |
| Royal Victoria Eye & Ear               | 298            | 304            | +6                      | +1.9%                 | +13                     | +13                     |
| IEHG Bank                              | 3              | 5              | +2                      | +65.9%                | +5                      | +5                      |
| Hospital Group HQ                      | 29             | 30             | +1                      | +5.2%                 | +0                      | -1                      |
| <b>Ireland East Hospital Group</b>     | <b>12,913</b>  | <b>12,770</b>  | <b>-143</b>             | <b>-1.1%</b>          | <b>+725</b>             | <b>+805</b>             |
| Beaumont                               | 4,027          | 3,975          | -53                     | -1.3%                 | +129                    | +195                    |
| Cavan General                          | 1,034          | 1,038          | +4                      | +0.4%                 | +5                      | +25                     |
| Connolly                               | 1,421          | 1,432          | +11                     | +0.7%                 | +98                     | +107                    |
| Louth County                           | 277            | 281            | +4                      | +1.5%                 | +4                      | +1                      |
| Monaghan                               | 96             | 95             | -1                      | -0.7%                 | -6                      | -10                     |
| Our Lady of Lourdes                    | 2,319          | 2,304          | -15                     | -0.6%                 | +155                    | +187                    |
| Rotunda                                | 948            | 932            | -16                     | -1.7%                 | +40                     | +59                     |
| Hospital Group HQ                      | 36             | 37             | +1                      | +2.3%                 | +7                      | +9                      |
| <b>RCSI Hospitals Group</b>            | <b>10,159</b>  | <b>10,095</b>  | <b>-65</b>              | <b>-0.6%</b>          | <b>+432</b>             | <b>+574</b>             |
| Galway University                      | 3,810          | 3,806          | -4                      | -0.1%                 | +199                    | +158                    |
| Letterkenny University                 | 1,742          | 1,745          | +3                      | +0.2%                 | +138                    | +146                    |
| Mayo University                        | 1,204          | 1,204          | +1                      | +0.0%                 | +54                     | +41                     |
| Portiuncula University                 | 829            | 845            | +16                     | +1.9%                 | +55                     | +49                     |
| Roscommon University                   | 356            | 357            | +2                      | +0.4%                 | +24                     | +28                     |
| Sligo University                       | 1,789          | 1,761          | -28                     | -1.6%                 | +73                     | +75                     |
| Hospital Group HQ                      | 88             | 88             | +1                      | +0.8%                 | +10                     | +12                     |
| <b>Saolta University Hospital Care</b> | <b>9,818</b>   | <b>9,806</b>   | <b>-12</b>              | <b>-0.1%</b>          | <b>+553</b>             | <b>+509</b>             |
| Bantry General                         | 285            | 286            | +1                      | +0.3%                 | +19                     | +20                     |
| Cork University                        | 4,339          | 4,371          | +32                     | +0.7%                 | +357                    | +362                    |
| Lourdes Orthopaedic Kilcreene          | 73             | 73             | -0                      | -0.4%                 | +2                      | +0                      |
| Mallow General                         | 258            | 252            | -6                      | -2.3%                 | +0                      | +1                      |

| Sep 2020 (Dec 2019 figure: 119,817)                | WTE Aug 2020   | WTE Sep 2020   | WTE change since Aug 20 | % change since Aug 20 | WTE change since Dec 19 | WTE change since Sep 19 |
|--|----------------|----------------|-------------------------|-----------------------|-------------------------|-------------------------|
| <b>Overall</b>                                     | <b>124,705</b> | <b>124,568</b> | <b>-136</b>             | <b>-0.1%</b>          | <b>+4,751</b>           | <b>+5,442</b>           |
| Mercy University                                   | 1,242          | 1,227          | -15                     | -1.2%                 | +54                     | +57                     |
| South Infirmary Victoria University                | 829            | 830            | +1                      | +0.2%                 | +44                     | +53                     |
| South Tipperary General                            | 952            | 940            | -13                     | -1.3%                 | +72                     | +90                     |
| UH Kerry   | 1,214          | 1,234          | +20                     | +1.6%                 | +120                    | +113                    |
| UH Waterford                                       | 2,096          | 2,071          | -25                     | -1.2%                 | +122                    | +120                    |
| Hospital Group HQ                                  | 44             | 44             | +1                      | +1.7%                 | +10                     | +10                     |
| <b>South/South West Hospital Group</b>             | <b>11,332</b>  | <b>11,328</b>  | <b>-5</b>               | <b>-0.0%</b>          | <b>+801</b>             | <b>+825</b>             |
| Croom Orthopaedic                                  | 160            | 161            | +1                      | +0.4%                 | +5                      | +6                      |
| Ennis  | 228            | 230            | +2                      | +0.9%                 | -6                      | +1                      |
| Nenagh   | 250            | 252            | +1                      | +0.5%                 | +2                      | +1                      |
| St. John's Limerick                                | 318            | 316            | -2                      | -0.6%                 | +4                      | +6                      |
| UH Limerick  | 3,057          | 3,024          | -33                     | -1.1%                 | +210                    | +214                    |
| UMH Limerick                                       | 401            | 389            | -11                     | -2.8%                 | +15                     | +29                     |
| Hospital Group HQ                                  | 7              | 8              | +1                      | +14.1%                | +2                      | +2                      |
| <b>University of Limerick Hospital Group</b>       | <b>4,421</b>   | <b>4,379</b>   | <b>-42</b>              | <b>-0.9%</b>          | <b>+233</b>             | <b>+260</b>             |
| National Rehabilitation                            | 515            | 531            | +16                     | +3.1%                 | +74                     | +84                     |
| Other  | 96             | 95             | -1                      | -0.8%                 | +4                      | +0                      |
| <b>other Acute Services</b>                        | <b>611</b>     | <b>627</b>     | <b>+15</b>              | <b>+2.5%</b>          | <b>+78</b>              | <b>+84</b>              |
| <b>Acute Services</b>                              | <b>66,180</b>  | <b>65,856</b>  | <b>-323</b>             | <b>-0.5%</b>          | <b>+3,319</b>           | <b>+3,788</b>           |
| CHO 1  | 5,665          | 5,670          | +5                      | +0.1%                 | +202                    | +211                    |
| CHO 2  | 5,623          | 5,595          | -28                     | -0.5%                 | +51                     | +100                    |
| CHO 3  | 4,500          | 4,478          | -22                     | -0.5%                 | +122                    | +127                    |
| CHO 4  | 8,363          | 8,475          | +112                    | +1.3%                 | +286                    | +267                    |
| CHO 5  | 5,390          | 5,400          | +11                     | +0.2%                 | +119                    | +114                    |
| CHO 6  | 3,396          | 3,402          | +5                      | +0.2%                 | +24                     | +59                     |
| CHO 7  | 6,668          | 6,703          | +35                     | +0.5%                 | +189                    | +233                    |
| CHO 8  | 6,263          | 6,240          | -23                     | -0.4%                 | +105                    | +89                     |
| CHO 9  | 6,707          | 6,763          | +56                     | +0.8%                 | +181                    | +186                    |
| <b>other Community Services</b>                    | <b>683</b>     | <b>684</b>     | <b>+2</b>               | <b>+0.2%</b>          | <b>+46</b>              | <b>+78</b>              |
| <b>Community Services</b>                          | <b>53,257</b>  | <b>53,411</b>  | <b>+153</b>             | <b>+0.3%</b>          | <b>+1,322</b>           | <b>+1,464</b>           |
| Health & Wellbeing                                 | 483            | 485            | +2                      | +0.4%                 | -88                     | -81                     |
| Corporate  | 3,177          | 3,196          | +19                     | +0.6%                 | +161                    | +237                    |
| Health Business Services                           | 1,608          | 1,620          | +12                     | +0.8%                 | +37                     | +33                     |
| <b>H&amp;WB, Corporate &amp; National Services</b> | <b>5,268</b>   | <b>5,301</b>   | <b>+33</b>              | <b>+0.6%</b>          | <b>+110</b>             | <b>+189</b>             |



## Employment by CHO & Administration: Sep 2020

| Sep 2020 (Dec 2019 figure: 52,089)                | WTE Aug 2020  | WTE Sep 2020  | WTE change since Aug 20 | % change since Aug 20 | WTE change since Dec 19 | WTE change since Sep 19 |
|---|---------------|---------------|-------------------------|-----------------------|-------------------------|-------------------------|
| <b>Overall</b>                                    | <b>53,257</b> | <b>53,411</b> | <b>+153</b>             | <b>+0.3%</b>          | <b>+1,322</b>           | <b>+1,464</b>           |
| <b>Health Service Executive</b>                   | <b>5,665</b>  | <b>5,670</b>  | <b>+5</b>               | <b>+0.1%</b>          | <b>+202</b>             | <b>+211</b>             |
| <b>CHO 1</b>                                      | <b>5,665</b>  | <b>5,670</b>  | <b>+5</b>               | <b>+0.1%</b>          | <b>+202</b>             | <b>+211</b>             |
| <b>Health Service Executive</b>                   | <b>4,355</b>  | <b>4,311</b>  | <b>-44</b>              | <b>-1.0%</b>          | <b>+55</b>              | <b>+85</b>              |
| Bros. of Charity, West Region (Social Care)       | 1,268         | 1,284         | +16                     | +1.3%                 | -4                      | +15                     |
| <b>Section 38 Voluntary Agencies</b>              | <b>1,268</b>  | <b>1,284</b>  | <b>+16</b>              | <b>+1.3%</b>          | <b>-4</b>               | <b>+15</b>              |
| <b>CHO 2</b>                                      | <b>5,623</b>  | <b>5,595</b>  | <b>-28</b>              | <b>-0.5%</b>          | <b>+51</b>              | <b>+100</b>             |
| <b>Health Service Executive</b>                   | <b>2,743</b>  | <b>2,716</b>  | <b>-27</b>              | <b>-1.0%</b>          | <b>+61</b>              | <b>+55</b>              |
| Bros. of Charity, Clare (Social Care)             | 353           | 357           | +4                      | +1.0%                 | +9                      | +13                     |
| Bros. of Charity, Limerick (Social Care)          | 577           | 575           | -2                      | -0.3%                 | +55                     | +54                     |
| Daughters of Charity, Limerick (Social Care)      | 540           | 544           | +4                      | +0.8%                 | +1                      | +9                      |
| Daughters of Charity, Roscrea (Social Care)       | 287           | 286           | -1                      | -0.3%                 | -4                      | -4                      |
| <b>Section 38 Voluntary Agencies</b>              | <b>1,757</b>  | <b>1,762</b>  | <b>+5</b>               | <b>+0.3%</b>          | <b>+61</b>              | <b>+72</b>              |
| <b>CHO 3</b>                                      | <b>4,500</b>  | <b>4,478</b>  | <b>-22</b>              | <b>-0.5%</b>          | <b>+122</b>             | <b>+127</b>             |
| <b>Health Service Executive</b>                   | <b>6,055</b>  | <b>6,157</b>  | <b>+102</b>             | <b>+1.7%</b>          | <b>+217</b>             | <b>+219</b>             |
| Bros. of Charity, Southern (Social Care)          | 763           | 765           | +2                      | +0.3%                 | +24                     | +14                     |
| Cope Foundation (Social Care)                     | 1,125         | 1,120         | -5                      | -0.4%                 | +30                     | +10                     |
| Cork Dental Hospital (Primary Care)               | 103           | 109           | +6                      | +5.7%                 | +6                      | +6                      |
| St. John of God, Kerry (Social Care)              | 317           | 323           | +7                      | +2.2%                 | +8                      | +18                     |
| <b>Section 38 Voluntary Agencies</b>              | <b>2,307</b>  | <b>2,317</b>  | <b>+10</b>              | <b>+0.4%</b>          | <b>+68</b>              | <b>+48</b>              |
| <b>CHO 4</b>                                      | <b>8,363</b>  | <b>8,475</b>  | <b>+112</b>             | <b>+1.3%</b>          | <b>+286</b>             | <b>+267</b>             |
| <b>Health Service Executive</b>                   | <b>4,251</b>  | <b>4,262</b>  | <b>+11</b>              | <b>+0.3%</b>          | <b>+104</b>             | <b>+98</b>              |
| Bros. of Charity, Waterford (Social Care)         | 639           | 643           | +4                      | +0.6%                 | +13                     | +19                     |
| Carriglea Cairde Services (Social Care)           | 209           | 207           | -3                      | -1.4%                 | -8                      | -0                      |
| St. Patrick's, Kilkenny (Social Care)             | 290           | 289           | -1                      | -0.3%                 | +10                     | -2                      |
| <b>Section 38 Voluntary Agencies</b>              | <b>1,139</b>  | <b>1,138</b>  | <b>-0</b>               | <b>-0.0%</b>          | <b>+15</b>              | <b>+16</b>              |
| <b>CHO 5</b>                                      | <b>5,390</b>  | <b>5,400</b>  | <b>+11</b>              | <b>+0.2%</b>          | <b>+119</b>             | <b>+114</b>             |
| <b>Health Service Executive</b>                   | <b>1,649</b>  | <b>1,640</b>  | <b>-9</b>               | <b>-0.6%</b>          | <b>+35</b>              | <b>+41</b>              |
| Children's Sunshine Home (Social Care)            | 55            | 57            | +2                      | +3.6%                 | -1                      | +2                      |
| Dublin Dental Hospital (Primary Care)             | 93            | 93            | -0                      | -0.0%                 | +1                      | +1                      |
| Leopardstown Park Hospital (Social Care)          | 203           | 209           | +6                      | +2.9%                 | -1                      | -4                      |
| Royal Hospital, Donnybrook, Dublin (Social Care)  | 271           | 273           | +1                      | +0.5%                 | +1                      | -2                      |
| St. John of God (IDS) (Social Care)               | 449           | 457           | +8                      | +1.7%                 | +0                      | +15                     |
| St. John of God (MHS) (Mental Health)             | 230           | 234           | +3                      | +1.4%                 | -2                      | +8                      |
| Sunbeam House Services (Social Care)              | 445           | 440           | -5                      | -1.2%                 | -9                      | -2                      |
| <b>Section 38 Voluntary Agencies</b>              | <b>1,747</b>  | <b>1,762</b>  | <b>+15</b>              | <b>+0.8%</b>          | <b>-11</b>              | <b>+19</b>              |
| <b>CHO 6</b>                                      | <b>3,396</b>  | <b>3,402</b>  | <b>+5</b>               | <b>+0.2%</b>          | <b>+24</b>              | <b>+59</b>              |
| <b>Health Service Executive</b>                   | <b>3,272</b>  | <b>3,271</b>  | <b>-0</b>               | <b>-0.0%</b>          | <b>+120</b>             | <b>+116</b>             |
| Cheeverstown House (Social Care)                  | 393           | 390           | -3                      | -0.8%                 | -7                      | -9                      |
| Kare, Newbridge, Co Kildare (Social Care)         | 347           | 364           | +18                     | +5.1%                 | +5                      | +14                     |
| Our Lady's Hospice & Care Services (Primary Care) | 494           | 491           | -3                      | -0.6%                 | +9                      | +11                     |
| Peamount Hospital (Newcastle) (Social Care)       | 531           | 532           | +1                      | +0.2%                 | +46                     | +44                     |

| Sep 2020 (Dec 2019 figure: 52,089)                    | WTE Aug 2020  | WTE Sep 2020  | WTE change since Aug 20 | % change since Aug 20 | WTE change since Dec 19 | WTE change since Sep 19 |
|---|---------------|---------------|-------------------------|-----------------------|-------------------------|-------------------------|
| <b>Overall</b>  | <b>53,257</b> | <b>53,411</b> | <b>+153</b>             | <b>+0.3%</b>          | <b>+1,322</b>           | <b>+1,464</b>           |
| Stewart's Hospital, (Palmerstown) (Social Care)       | 866           | 880           | +15                     | +1.7%                 | +29                     | +32                     |
| St. John of God Liffey Services (Social Care)         | 766           | 775           | +8                      | +1.1%                 | -13                     | +25                     |
| <b>Section 38 Voluntary Agencies</b>                  | <b>3,396</b>  | <b>3,432</b>  | <b>+36</b>              | <b>+1.1%</b>          | <b>+69</b>              | <b>+116</b>             |
| <b>CHO 7</b>  | <b>6,668</b>  | <b>6,703</b>  | <b>+35</b>              | <b>+0.5%</b>          | <b>+189</b>             | <b>+233</b>             |
| <b>Health Service Executive</b>                       | <b>4,694</b>  | <b>4,676</b>  | <b>-18</b>              | <b>-0.4%</b>          | <b>+93</b>              | <b>+72</b>              |
| Muiriosa Foundation, Laois/Offaly (Social Care)       | 304           | 310           | +6                      | +2.1%                 | +8                      | +7                      |
| Muiriosa Foundation, Longford/Westmeath (Social Care) | 279           | 279           | +0                      | +0.0%                 | +9                      | +7                      |
| Muiriosa Foundation, South Kildare (Social Care)      | 342           | 338           | -5                      | -1.3%                 | +4                      | +1                      |
| St. John of God, Drumcar (Social Care)                | 644           | 637           | -7                      | -1.0%                 | -9                      | +2                      |
| <b>Section 38 Voluntary Agencies</b>                  | <b>1,568</b>  | <b>1,564</b>  | <b>-5</b>               | <b>-0.3%</b>          | <b>+12</b>              | <b>+17</b>              |
| <b>CHO 8</b>  | <b>6,263</b>  | <b>6,240</b>  | <b>-23</b>              | <b>-0.4%</b>          | <b>+105</b>             | <b>+89</b>              |
| <b>Health Service Executive</b>                       | <b>3,513</b>  | <b>3,517</b>  | <b>+4</b>               | <b>+0.1%</b>          | <b>+110</b>             | <b>+62</b>              |
| Central Remedial Clinic (Social Care)                 | 281           | 287           | +6                      | +2.0%                 | +8                      | +14                     |
| Daughters of Charity, Dublin (Social Care)            | 1,050         | 1,052         | +1                      | +0.1%                 | +18                     | +33                     |
| Incorporated Orthopaedic Hospital (Social Care)       | 264           | 270           | +6                      | +2.2%                 | +44                     | +43                     |
| St. Michael's House, Dublin (Social Care)             | 1,389         | 1,433         | +44                     | +3.2%                 | +3                      | +37                     |
| St. Vincent's, Fairview (Mental Health)               | 210           | 204           | -6                      | -2.9%                 | -2                      | -3                      |
| <b>Section 38 Voluntary Agencies</b>                  | <b>3,195</b>  | <b>3,246</b>  | <b>+51</b>              | <b>+1.6%</b>          | <b>+71</b>              | <b>+124</b>             |
| <b>CHO 9</b>  | <b>6,707</b>  | <b>6,763</b>  | <b>+56</b>              | <b>+0.8%</b>          | <b>+181</b>             | <b>+186</b>             |
| <b>other Community Services</b>                       | <b>683</b>    | <b>684</b>    | <b>+2</b>               | <b>+0.2%</b>          | <b>+46</b>              | <b>+78</b>              |
| <b>Community Services</b>                             | <b>53,257</b> | <b>53,411</b> | <b>+153</b>             | <b>+0.3%</b>          | <b>+1,458</b>           | <b>+1,464</b>           |

## Employment by Community Services Division: Sep 2020

### Community Health & Wellbeing

| Sep 2020 ( figure: )                          | WTE Aug 2020 | WTE Sep 2020 | WTE change since Aug 20 | % change since Aug 20 | WTE change since | WTE change since |
|---|--------------|--------------|-------------------------|-----------------------|------------------|------------------|
| <b>Overall</b>                                | <b>130</b>   | <b>136</b>   | <b>+6</b>               | <b>+4.8%</b>          | <b>+136</b>      | <b>+136</b>      |
| Nurse/ Midwife Manager                        | 1            | 1            |                         |                       | +1               | +1               |
| Public Health Nurse                           | 1            | 1            |                         |                       | +1               | +1               |
| <b>Nursing &amp; Midwifery</b>                | <b>2</b>     | <b>2</b>     |                         |                       | <b>+2</b>        | <b>+2</b>        |
| Therapy Professions                           | 11           | 13           | +2                      | +14.5%                | +13              | +13              |
| <b>Health &amp; Social Care Professionals</b> | <b>11</b>    | <b>13</b>    | <b>+2</b>               | <b>+14.5%</b>         | <b>+13</b>       | <b>+13</b>       |
| Management (VIII & above)                     | 10           | 10           | +0                      | +4.1%                 | +10              | +10              |
| Administrative/ Supervisory (V to VII)        | 55           | 59           | +4                      | +6.6%                 | +59              | +59              |
| Clerical (III & IV)                           | 19           | 20           | +2                      | +9.9%                 | +20              | +20              |
| <b>Management &amp; Administrative</b>        | <b>83</b>    | <b>89</b>    | <b>+6</b>               | <b>+7.1%</b>          | <b>+89</b>       | <b>+89</b>       |
| Care, other                                   | 34           | 33           | -1                      | -3.7%                 | +33              | +33              |
| <b>Patient &amp; Client Care</b>              | <b>34</b>    | <b>33</b>    | <b>-1</b>               | <b>-3.7%</b>          | <b>+33</b>       | <b>+33</b>       |

## Mental Health

| Sep 2020 (Dec 2019 figure: 9,954)               | WTE Aug 2020  | WTE Sep 2020  | WTE change since Aug 20 | % change since Aug 20 | WTE change since Dec 19 | WTE change since Sep 19 |
|---|---------------|---------------|-------------------------|-----------------------|-------------------------|-------------------------|
| <b>Overall</b>                                  | <b>10,253</b> | <b>10,292</b> | <b>+38</b>              | <b>+0.4%</b>          | <b>+338</b>             | <b>+363</b>             |
| Consultants                                     | 366           | 373           | +8                      | +2.1%                 | +21                     | +33                     |
| Registrars                                      | 276           | 284           | +8                      | +2.9%                 | +15                     | +17                     |
| SHO/ Interns                                    | 259           | 273           | +14                     | +5.3%                 | +12                     | +11                     |
| Medical/ Dental, other                          | 5             | 10            | +5                      | +95.4%                | +5                      | +4                      |
| <b>Medical &amp; Dental</b>                     | <b>906</b>    | <b>941</b>    | <b>+34</b>              | <b>+3.8%</b>          | <b>+53</b>              | <b>+65</b>              |
| Nurse/ Midwife Manager                          | 1,233         | 1,250         | +17                     | +1.4%                 | +58                     | +32                     |
| Nurse/ Midwife Specialist & AN/MP               | 495           | 499           | +4                      | +0.7%                 | +40                     | +59                     |
| Staff Nurse/ Staff Midwife                      | 2,981         | 2,969         | -12                     | -0.4%                 | -33                     | -3                      |
| <i>Pre-registration Nurse/ Midwife Intern</i>   | 38            | 10            | -29                     | -74.8%                | -18                     | -97                     |
| <i>Pre-registration Nurse Intern (COVID-19)</i> | 171           | 200           | +29                     | +16.8%                | +200                    | +200                    |
| <i>Post-registration Nurse/ Midwife Student</i> |               | 0             | +0                      | -100.0%               | -1                      | +0                      |
| <i>Nursing/ Midwifery awaiting registration</i> | 8             | 8             | +0                      | +2.0%                 | -51                     | -5                      |
| Nursing/ Midwifery Student                      | 217           | 218           | +1                      | +0.3%                 | +130                    | +99                     |
| Nursing/ Midwifery other                        | 35            | 35            | -1                      | -2.5%                 | +3                      | +5                      |
| <b>Nursing &amp; Midwifery</b>                  | <b>4,962</b>  | <b>4,970</b>  | <b>+8</b>               | <b>+0.2%</b>          | <b>+197</b>             | <b>+192</b>             |
| Therapy Professions                             | 428           | 428           | -1                      | -0.2%                 | +5                      | +9                      |
| Social Care                                     | 78            | 78            | -1                      | -1.0%                 | +4                      | +4                      |
| Social Workers                                  | 365           | 367           | +3                      | +0.8%                 | +18                     | +22                     |
| Psychologists                                   | 409           | 402           | -8                      | -1.9%                 | +7                      | +7                      |
| Pharmacy  | 19            | 20            | +1                      | +5.4%                 | +1                      | +1                      |
| H&SC, Other                                     | 109           | 112           | +3                      | +2.6%                 | +4                      | +9                      |
| <b>Health &amp; Social Care Professionals</b>   | <b>1,409</b>  | <b>1,406</b>  | <b>-3</b>               | <b>-0.2%</b>          | <b>+39</b>              | <b>+52</b>              |
| Management (VIII & above)                       | 58            | 60            | +1                      | +2.5%                 | +2                      | +7                      |
| Administrative/ Supervisory (V to VII)          | 245           | 248           | +3                      | +1.1%                 | +11                     | +15                     |
| Clerical (III & IV)                             | 715           | 708           | -7                      | -1.0%                 | -10                     | -3                      |
| <b>Management &amp; Administrative</b>          | <b>1,018</b>  | <b>1,015</b>  | <b>-3</b>               | <b>-0.3%</b>          | <b>+4</b>               | <b>+18</b>              |
| Support   | 585           | 593           | +8                      | +1.4%                 | +13                     | +8                      |
| Maintenance/ Technical                          | 132           | 130           | -2                      | -1.3%                 | -1                      | -4                      |
| <b>General Support</b>                          | <b>717</b>    | <b>724</b>    | <b>+6</b>               | <b>+0.9%</b>          | <b>+12</b>              | <b>+4</b>               |
| Health Care Assistants                          | 1,034         | 1,023         | -10                     | -1.0%                 | +35                     | +35                     |
| Care, other                                     | 208           | 213           | +5                      | +2.6%                 | -3                      | -3                      |
| <b>Patient &amp; Client Care</b>                | <b>1,241</b>  | <b>1,236</b>  | <b>-5</b>               | <b>-0.4%</b>          | <b>+32</b>              | <b>+32</b>              |

## Primary Care

| Sep 2020 (Dec 2019 figure: 10,599)              | WTE Aug 2020  | WTE Sep 2020  | WTE change since Aug 20 | % change since Aug 20 | WTE change since Dec 19 | WTE change since Sep 19 |
|---|---------------|---------------|-------------------------|-----------------------|-------------------------|-------------------------|
| <b>Overall</b>                                  | <b>10,831</b> | <b>10,849</b> | <b>+18</b>              | <b>+0.2%</b>          | <b>+250</b>             | <b>+236</b>             |
| Consultants                                     | 47            | 46            | -1                      | -2.8%                 | +2                      | +4                      |
| Registrars                                      | 421           | 412           | -9                      | -2.1%                 | +17                     | +8                      |
| SHO/ Interns                                    | 38            | 46            | +8                      | +21.5%                | +9                      | +9                      |
| Medical/ Dental, other                          | 515           | 535           | +21                     | +4.1%                 | +16                     | +29                     |
| <b>Medical &amp; Dental</b>                     | <b>1,020</b>  | <b>1,039</b>  | <b>+19</b>              | <b>+1.9%</b>          | <b>+44</b>              | <b>+50</b>              |
| Nurse/ Midwife Manager                          | 396           | 403           | +7                      | +1.8%                 | +43                     | +44                     |
| Nurse/ Midwife Specialist & AN/MP               | 159           | 168           | +9                      | +5.6%                 | +25                     | +26                     |
| Staff Nurse/ Staff Midwife                      | 966           | 897           | -69                     | -7.2%                 | +35                     | +14                     |
| Public Health Nurse                             | 1,472         | 1,524         | +52                     | +3.5%                 | +11                     | +44                     |
| <i>Pre-registration Nurse Intern (COVID-19)</i> | 35            |               | -35                     | -100.0%               |                         |                         |
| <i>Post-registration Nurse/ Midwife Student</i> | 14            | 23            | +9                      | +68.3%                | -72                     | -35                     |
| Nursing/ Midwifery Student                      | 48            | 23            | -25                     | -51.8%                | -72                     | -35                     |
| Nursing/ Midwifery other                        | 6             | 5             | -1                      | -8.5%                 | +2                      | +1                      |
| <b>Nursing &amp; Midwifery</b>                  | <b>3,047</b>  | <b>3,020</b>  | <b>-27</b>              | <b>-0.9%</b>          | <b>+44</b>              | <b>+93</b>              |
| Therapy Professions                             | 1,776         | 1,783         | +7                      | +0.4%                 | +52                     | +32                     |
| Health Science/ Diagnostics                     | 114           | 115           | +1                      | +1.0%                 | +6                      | +5                      |
| Social Care                                     | 34            | 34            | +0                      | +0.2%                 | -2                      | -0                      |
| Social Workers                                  | 143           | 143           | -0                      | -0.2%                 | +4                      | +5                      |
| Psychologists                                   | 294           | 294           | +0                      | +0.2%                 | -6                      | +6                      |
| Pharmacy  | 61            | 63            | +2                      | +3.3%                 | +5                      | +8                      |
| H&SC, Other                                     | 173           | 175           | +2                      | +0.9%                 | -8                      | -7                      |
| <b>Health &amp; Social Care Professionals</b>   | <b>2,594</b>  | <b>2,606</b>  | <b>+12</b>              | <b>+0.5%</b>          | <b>+51</b>              | <b>+50</b>              |
| Management (VIII & above)                       | 296           | 300           | +4                      | +1.4%                 | -5                      | -5                      |
| Administrative/ Supervisory (V to VII)          | 643           | 647           | +4                      | +0.6%                 | +28                     | +18                     |
| Clerical (III & IV)                             | 1,764         | 1,761         | -4                      | -0.2%                 | +15                     | -14                     |
| <b>Management &amp; Administrative</b>          | <b>2,704</b>  | <b>2,708</b>  | <b>+4</b>               | <b>+0.2%</b>          | <b>+37</b>              | <b>-2</b>               |
| Support   | 356           | 362           | +6                      | +1.7%                 | +15                     | +6                      |
| Maintenance/ Technical                          | 60            | 60            | +0                      | +0.0%                 | +1                      | +1                      |
| <b>General Support</b>                          | <b>416</b>    | <b>422</b>    | <b>+6</b>               | <b>+1.5%</b>          | <b>+16</b>              | <b>+7</b>               |
| Health Care Assistants                          | 305           | 299           | -5                      | -1.8%                 | +45                     | +23                     |
| Home Help                                       | 18            | 22            | +4                      | +19.6%                | +4                      | +4                      |
| Care, other                                     | 727           | 733           | +6                      | +0.8%                 | +10                     | +11                     |
| <b>Patient &amp; Client Care</b>                | <b>1,051</b>  | <b>1,055</b>  | <b>+4</b>               | <b>+0.4%</b>          | <b>+59</b>              | <b>+38</b>              |

## Social Care

| Sep 2020 (Dec 2019 figure: 31,535)              | WTE Aug 2020  | WTE Sep 2020  | WTE change since Aug 20 | % change since Aug 20 | WTE change since Dec 19 | WTE change since Sep 19 |
|---|---------------|---------------|-------------------------|-----------------------|-------------------------|-------------------------|
| <b>Overall</b>                                  | <b>32,043</b> | <b>32,134</b> | <b>+91</b>              | <b>+0.3%</b>          | <b>+598</b>             | <b>+729</b>             |
| Consultants                                     | 28            | 29            | +1                      | +4.5%                 | +1                      | +2                      |
| Registrars                                      | 18            | 18            | -0                      | -2.3%                 | -5                      | -4                      |
| SHO/ Interns                                    | 20            | 22            | +2                      | +8.1%                 |                         | +0                      |
| Medical/ Dental, other                          | 108           | 123           | +15                     | +14.1%                | +12                     | +25                     |
| <b>Medical &amp; Dental</b>                     | <b>174</b>    | <b>191</b>    | <b>+18</b>              | <b>+10.2%</b>         | <b>+9</b>               | <b>+23</b>              |
| Nurse/ Midwife Manager                          | 1,636         | 1,647         | +11                     | +0.7%                 | +44                     | +31                     |
| Nurse/ Midwife Specialist & AN/MP               | 96            | 98            | +2                      | +2.4%                 | +10                     | +13                     |
| Staff Nurse/ Staff Midwife                      | 5,151         | 5,166         | +15                     | +0.3%                 | +17                     | +85                     |
| Public Health Nurse                             | 20            | 20            | +0                      | +1.8%                 | +0                      | +2                      |
| <i>Pre-registration Nurse/ Midwife Intern</i>   | 15            | 1             | -14                     | -95.0%                | -28                     | -33                     |
| <i>Pre-registration Nurse Intern (COVID-19)</i> | 125           | 95            | -31                     | -24.4%                | +95                     | +95                     |
| <i>Post-registration Nurse/ Midwife Student</i> | 4             | 3             | -1                      | -33.8%                | +2                      | +2                      |
| <i>Nursing/ Midwifery awaiting registration</i> | 14            | 15            | +2                      | +11.8%                | +0                      | +0                      |
| Nursing/ Midwifery Student                      | 158           | 113           | -45                     | -28.3%                | +69                     | +63                     |
| Nursing/ Midwifery other                        | 28            | 27            | -0                      | -1.7%                 | +4                      | +4                      |
| <b>Nursing &amp; Midwifery</b>                  | <b>7,088</b>  | <b>7,072</b>  | <b>-17</b>              | <b>-0.2%</b>          | <b>+144</b>             | <b>+199</b>             |
| Therapy Professions                             | 1,080         | 1,084         | +4                      | +0.4%                 | +31                     | +60                     |
| Health Science/ Diagnostics                     | 25            | 25            | +0                      | +0.9%                 | -1                      | -1                      |
| Social Care                                     | 2,672         | 2,704         | +32                     | +1.2%                 | +107                    | +129                    |
| Social Workers                                  | 310           | 318           | +8                      | +2.4%                 | +1                      | +1                      |
| Psychologists                                   | 215           | 222           | +7                      | +3.3%                 | +16                     | +15                     |
| Pharmacy  | 24            | 25            | +1                      | +5.9%                 | +3                      | +3                      |
| H&SC, Other                                     | 84            | 84            | +0                      | +0.2%                 | -3                      | -2                      |
| <b>Health &amp; Social Care Professionals</b>   | <b>4,409</b>  | <b>4,462</b>  | <b>+53</b>              | <b>+1.2%</b>          | <b>+154</b>             | <b>+203</b>             |
| Management (VIII & above)                       | 273           | 275           | +2                      | +0.7%                 | +21                     | +22                     |
| Administrative/ Supervisory (V to VII)          | 673           | 675           | +2                      | +0.3%                 | +31                     | +47                     |
| Clerical (III & IV)                             | 1,244         | 1,236         | -8                      | -0.6%                 | +5                      | +22                     |
| <b>Management &amp; Administrative</b>          | <b>2,190</b>  | <b>2,187</b>  | <b>-4</b>               | <b>-0.2%</b>          | <b>+57</b>              | <b>+90</b>              |
| Support   | 1,538         | 1,468         | -70                     | -4.5%                 | -95                     | -122                    |
| Maintenance/ Technical                          | 229           | 225           | -3                      | -1.4%                 | +3                      | +4                      |
| <b>General Support</b>                          | <b>1,766</b>  | <b>1,693</b>  | <b>-73</b>              | <b>-4.1%</b>          | <b>-93</b>              | <b>-118</b>             |
| Health Care Assistants                          | 11,327        | 11,342        | +15                     | +0.1%                 | +473                    | +400                    |
| Home Help                                       | 3,349         | 3,404         | +54                     | +1.6%                 | -147                    | -140                    |
| Care, other                                     | 1,739         | 1,783         | +44                     | +2.5%                 | +2                      | +71                     |
| <b>Patient &amp; Client Care</b>                | <b>16,415</b> | <b>16,529</b> | <b>+113</b>             | <b>+0.7%</b>          | <b>+327</b>             | <b>+332</b>             |

## Employment by Grade Group: Sep 2020

| Sep 2020 (Dec 2019 figure: 119,817)          | WTE Aug 2020   | WTE Sep 2020   | WTE change since Aug 20 | % change since Aug 20 | WTE change since Dec 19 | WTE change since Sep 19 |
|--|----------------|----------------|-------------------------|-----------------------|-------------------------|-------------------------|
| <b>Overall</b>                               | <b>124,705</b> | <b>124,568</b> | <b>-136</b>             | <b>-0.1%</b>          | <b>+4,751</b>           | <b>+5,442</b>           |
| Consultant Anaesthesia                       | 420            | 425            | +5                      | +1.1%                 | +18                     | +27                     |
| Consultant Dentistry                         | 16             | 16             | +0                      | +0.1%                 | -1                      | +0                      |
| Consultant Emergency Medicine                | 117            | 118            | +1                      | +1.2%                 | +10                     | +14                     |
| Consultant Intensive Care Medicine           | 18             | 18             | +0                      | +2.1%                 | +2                      | +4                      |
| Consultant Medicine                          | 887            | 905            | +18                     | +2.0%                 | +76                     | +89                     |
| Consultant Obstetrics & Gynaecology          | 170            | 171            | +1                      | +0.8%                 | +10                     | +10                     |
| Consultant Paediatrics                       | 213            | 217            | +4                      | +1.6%                 | +20                     | +22                     |
| Consultant Pathology                         | 273            | 273            | -0                      | -0.1%                 | +14                     | +14                     |
| Consultant Psychiatry                        | 417            | 425            | +8                      | +1.9%                 | +18                     | +34                     |
| Consultant Radiology                         | 298            | 297            | -1                      | -0.3%                 | +2                      | +7                      |
| Consultant Surgery                           | 581            | 580            | -0                      | -0.1%                 | +27                     | +34                     |
| Consultant, Other                            |                |                |                         | -100.0%               | -1                      | -1                      |
| <b>Consultants</b>                           | <b>3,411</b>   | <b>3,446</b>   | <b>+35</b>              | <b>+1.0%</b>          | <b>+196</b>             | <b>+256</b>             |
| Registrar                                    | 2,390          | 2,386          | -4                      | -0.2%                 | +115                    | +134                    |
| Senior Registrar                             | 229            | 234            | +5                      | +2.3%                 | +23                     | +24                     |
| Specialist Registrar                         | 1,251          | 1,281          | +30                     | +2.4%                 | +83                     | +67                     |
| <b>Registrars</b>                            | <b>3,869</b>   | <b>3,901</b>   | <b>+31</b>              | <b>+0.8%</b>          | <b>+221</b>             | <b>+225</b>             |
| Interns                                      | 1,083          | 992            | -91                     | -8.4%                 | +266                    | +263                    |
| Senior House Officer                         | 2,515          | 2,589          | +74                     | +2.9%                 | +199                    | +229                    |
| <b>SHO/ Interns</b>                          | <b>3,598</b>   | <b>3,581</b>   | <b>-17</b>              | <b>-0.5%</b>          | <b>+465</b>             | <b>+492</b>             |
| Dentists                                     | 305            | 307            | +2                      | +0.7%                 | -4                      | +3                      |
| Other Medical                                | 515            | 562            | +47                     | +9.1%                 | +61                     | +84                     |
| <b>Medical/ Dental, other</b>                | <b>819</b>     | <b>869</b>     | <b>+49</b>              | <b>+6.0%</b>          | <b>+57</b>              | <b>+87</b>              |
| <b>Medical &amp; Dental</b>                  | <b>11,697</b>  | <b>11,796</b>  | <b>+99</b>              | <b>+0.8%</b>          | <b>+939</b>             | <b>+1,060</b>           |
| Clinical Nurse/ Midwife Manager              | 6,935          | 7,000          | +65                     | +0.9%                 | +255                    | +238                    |
| Director Nursing/Midwifery, Assistant        | 990            | 991            | +1                      | +0.1%                 | +51                     | +46                     |
| Director of Nursing/Midwifery                | 305            | 305            | -0                      | -0.1%                 | +7                      | +7                      |
| <b>Nurse/ Midwife Manager</b>                | <b>8,231</b>   | <b>8,296</b>   | <b>+66</b>              | <b>+0.8%</b>          | <b>+312</b>             | <b>+291</b>             |
| Advanced Nurse/ Midwife Practitioner         | 452            | 464            | +12                     | +2.6%                 | +79                     | +79                     |
| Clinical Nurse/ Midwife Specialist           | 1,706          | 1,721          | +15                     | +0.9%                 | +109                    | +148                    |
| <b>Nurse/ Midwife Specialist &amp; AN/MP</b> | <b>2,158</b>   | <b>2,184</b>   | <b>+26</b>              | <b>+1.2%</b>          | <b>+188</b>             | <b>+226</b>             |
| Nursing Bank                                 | 16             | 14             | -2                      | -11.2%                | -17                     | -17                     |
| Staff Midwives                               | 1,470          | 1,428          | -42                     | -2.8%                 | -37                     | +29                     |
| Staff Nurse [Intellectual Disability]        | 1,633          | 1,636          | +3                      | +0.2%                 | +35                     | +28                     |
| Staff Nurse [Psychiatric]                    | 2,964          | 2,949          | -15                     | -0.5%                 | -69                     | -24                     |
| Staff Nurses [General/ Children's]           | 19,902         | 19,951         | +49                     | +0.2%                 | +374                    | +763                    |
| <b>Staff Nurse/ Staff Midwife</b>            | <b>25,984</b>  | <b>25,978</b>  | <b>-6</b>               | <b>-0.0%</b>          | <b>+286</b>             | <b>+779</b>             |
| <b>Public Health Nurse</b>                   | <b>1,497</b>   | <b>1,548</b>   | <b>+51</b>              | <b>+3.4%</b>          | <b>+11</b>              | <b>+45</b>              |
| Pre-registration Nurse/ Midwife Intern       | 55             | 14             | -41                     | -75.0%                | -125                    | -398                    |
| Pre-registration Nurse Intern (COVID-19)     | 1,294          | 950            | -344                    | -26.6%                | +950                    | +950                    |
| Post-registration Nurse/ Midwife Student     | 193            | 188            | -5                      | -2.5%                 | -105                    | -54                     |
| Nursing/ Midwifery awaiting registration     | 34             | 102            | +67                     | +195.7%               | -111                    | -87                     |
| <b>Nursing/ Midwifery Student</b>            | <b>1,577</b>   | <b>1,254</b>   | <b>-323</b>             | <b>-20.5%</b>         | <b>+610</b>             | <b>+412</b>             |
| Nursing Education/Clinical                   | 317            | 312            | -5                      | -1.6%                 | +13                     | +24                     |
| Other Nursing/ Midwifery                     | 47             | 48             | +1                      | +2.1%                 | -2                      | +2                      |
| <b>Nursing/ Midwifery other</b>              | <b>365</b>     | <b>361</b>     | <b>-4</b>               | <b>-1.1%</b>          | <b>+11</b>              | <b>+26</b>              |
| <b>Nursing &amp; Midwifery</b>               | <b>39,811</b>  | <b>39,622</b>  | <b>-189</b>             | <b>-0.5%</b>          | <b>+1,417</b>           | <b>+1,779</b>           |
| Dietitians                                   | 620            | 621            | +2                      | +0.3%                 | +47                     | +51                     |
| Occupational Therapists                      | 1,662          | 1,669          | +7                      | +0.4%                 | +69                     | +99                     |
| Orthoptists                                  | 33             | 35             | +2                      | +5.7%                 | -0                      | +0                      |
| Physiotherapists                             | 1,942          | 1,948          | +6                      | +0.3%                 | +97                     | +90                     |

| Sep 2020 (Dec 2019 figure: 119,817)           | WTE Aug 2020   | WTE Sep 2020   | WTE change since Aug 20 | % change since Aug 20 | WTE change since Dec 19 | WTE change since Sep 19 |
|---|----------------|----------------|-------------------------|-----------------------|-------------------------|-------------------------|
| <b>Overall</b>                                | <b>124,705</b> | <b>124,568</b> | <b>-136</b>             | <b>-0.1%</b>          | <b>+4,751</b>           | <b>+5,442</b>           |
| Podiatrists & Chiropodists                    | 81             | 83             | +1                      | +1.7%                 | +11                     | +13                     |
| Speech & Language Therapists                  | 1,139          | 1,139          | -0                      | -0.0%                 | +36                     | +30                     |
| <b>Therapy Professions</b>                    | <b>5,477</b>   | <b>5,495</b>   | <b>+18</b>              | <b>+0.3%</b>          | <b>+261</b>             | <b>+283</b>             |
| Audiology                                     | 78             | 79             | +1                      | +1.8%                 | +8                      | +6                      |
| Biochemists                                   | 83             | 78             | -4                      | -5.2%                 | -1                      | -2                      |
| Clinical Engineering                          | 173            | 171            | -1                      | -0.7%                 | +7                      | +8                      |
| Clinical Measurement                          | 404            | 407            | +4                      | +0.9%                 | +23                     | +26                     |
| Dosimetrists                                  | 14             | 14             | -0                      | -0.0%                 | +1                      | +5                      |
| Medical Laboratory                            | 2,132          | 2,115          | -17                     | -0.8%                 | +80                     | +73                     |
| Perfusionists                                 | 20             | 20             | -0                      | -0.3%                 | -1                      | +0                      |
| Phlebotomists                                 | 184            | 179            | -5                      | -2.7%                 | +6                      | +8                      |
| Physicists                                    | 191            | 191            | -0                      | -0.1%                 | +3                      | +0                      |
| Radiation Therapists                          | 205            | 207            | +2                      | +0.9%                 | +8                      | +15                     |
| Radiographers                                 | 1,301          | 1,306          | +4                      | +0.3%                 | +77                     | +71                     |
| <b>Health Science/ Diagnostics</b>            | <b>4,785</b>   | <b>4,769</b>   | <b>-16</b>              | <b>-0.3%</b>          | <b>+211</b>             | <b>+211</b>             |
| <b>Social Care</b>                            | <b>2,788</b>   | <b>2,819</b>   | <b>+32</b>              | <b>+1.1%</b>          | <b>+109</b>             | <b>+133</b>             |
| <b>Social Workers</b>                         | <b>1,180</b>   | <b>1,195</b>   | <b>+15</b>              | <b>+1.3%</b>          | <b>+30</b>              | <b>+40</b>              |
| Psychologists                                 | 1,028          | 1,028          | -0                      | -0.0%                 | +24                     | +43                     |
| <b>Psychologists</b>                          | <b>1,028</b>   | <b>1,028</b>   | <b>-0</b>               | <b>-0.0%</b>          | <b>+24</b>              | <b>+43</b>              |
| Pharmacy                                      | 1,118          | 1,123          | +4                      | +0.4%                 | +85                     | +112                    |
| <b>Pharmacy</b>                               | <b>1,118</b>   | <b>1,123</b>   | <b>+4</b>               | <b>+0.4%</b>          | <b>+85</b>              | <b>+112</b>             |
| Counsellor Therapists                         | 235            | 235            | +0                      | +0.0%                 | -2                      | +0                      |
| Dental Hygienists                             | 59             | 61             | +1                      | +2.1%                 | +2                      | +4                      |
| Environmental Health Officers                 | 528            | 530            | +2                      | +0.4%                 | +2                      | +46                     |
| HSCP Trainees/ Students                       | 48             | 41             | -6                      | -13.5%                | -29                     | +1                      |
| Other Health & Social Care                    | 114            | 120            | +6                      | +5.4%                 | -5                      | +3                      |
| Play Therapists/ Specialists                  | 43             | 42             | -0                      | -0.4%                 | -3                      | -5                      |
| <b>H&amp;SC, Other</b>                        | <b>1,027</b>   | <b>1,030</b>   | <b>+3</b>               | <b>+0.3%</b>          | <b>-35</b>              | <b>+49</b>              |
| <b>Health &amp; Social Care Professionals</b> | <b>17,403</b>  | <b>17,458</b>  | <b>+55</b>              | <b>+0.3%</b>          | <b>+684</b>             | <b>+870</b>             |
| Executive Management                          | 350            | 354            | +4                      | +1.1%                 | +23                     | +32                     |
| Senior Management (VIII & GM)                 | 1,573          | 1,576          | +3                      | +0.2%                 | +64                     | +97                     |
| <b>Management (VIII &amp; above)</b>          | <b>1,923</b>   | <b>1,930</b>   | <b>+6</b>               | <b>+0.3%</b>          | <b>+88</b>              | <b>+128</b>             |
| Middle Management (V-VII)                     | 5,532          | 5,610          | +79                     | +1.4%                 | +448                    | +508                    |
| Other Administrative                          | 42             | 41             | -2                      | -3.7%                 | +4                      | -1                      |
| <b>Administrative/ Supervisory (V to VII)</b> | <b>5,574</b>   | <b>5,651</b>   | <b>+77</b>              | <b>+1.4%</b>          | <b>+452</b>             | <b>+508</b>             |
| <b>Clerical (III &amp; IV)</b>                | <b>11,864</b>  | <b>11,833</b>  | <b>-30</b>              | <b>-0.3%</b>          | <b>+28</b>              | <b>-31</b>              |
| <b>Management &amp; Administrative</b>        | <b>19,361</b>  | <b>19,414</b>  | <b>+53</b>              | <b>+0.3%</b>          | <b>+568</b>             | <b>+605</b>             |
| Catering                                      | 888            | 891            | +4                      | +0.4%                 | +14                     | +18                     |
| Household Services                            | 4,613          | 4,523          | -90                     | -1.9%                 | +325                    | +283                    |
| Other Labs & Associated                       | 433            | 434            | +0                      | +0.0%                 | +49                     | +20                     |
| Other Support                                 | 1,097          | 1,094          | -3                      | -0.2%                 | -42                     | -38                     |
| Portering                                     | 1,718          | 1,643          | -75                     | -4.4%                 | +4                      | -11                     |
| <b>Support</b>                                | <b>8,748</b>   | <b>8,585</b>   | <b>-163</b>             | <b>-1.9%</b>          | <b>+351</b>             | <b>+272</b>             |
| Maintenance                                   | 1,081          | 1,072          | -9                      | -0.8%                 | +6                      | +13                     |
| Technical Services                            | 129            | 127            | -1                      | -1.1%                 | +11                     | +13                     |
| <b>Maintenance/ Technical</b>                 | <b>1,209</b>   | <b>1,199</b>   | <b>-10</b>              | <b>-0.8%</b>          | <b>+17</b>              | <b>+26</b>              |
| <b>General Support</b>                        | <b>9,958</b>   | <b>9,784</b>   | <b>-173</b>             | <b>-1.7%</b>          | <b>+368</b>             | <b>+298</b>             |
| HCA, Nurse's Aide, etc.                       | 18,070         | 17,982         | -88                     | -0.5%                 | +823                    | +807                    |
| Health & Social Care Assistants               | 309            | 302            | -8                      | -2.4%                 | +65                     | +43                     |
| <b>Health Care Assistants</b>                 | <b>18,379</b>  | <b>18,284</b>  | <b>-95</b>              | <b>-0.5%</b>          | <b>+888</b>             | <b>+851</b>             |
| <b>Home Help</b>                              | <b>3,368</b>   | <b>3,426</b>   | <b>+58</b>              | <b>+1.7%</b>          | <b>-143</b>             | <b>-136</b>             |
| Ambulance Control                             | 188            | 187            | -1                      | -0.7%                 | +7                      | +14                     |



| Sep 2020 (Dec 2019 figure: 119,817) | WTE Aug 2020   | WTE Sep 2020   | WTE change since Aug 20 | % change since Aug 20 | WTE change since Dec 19 | WTE change since Sep 19 |
|-------------------------------------|----------------|----------------|-------------------------|-----------------------|-------------------------|-------------------------|
| <b>Overall</b>                      | <b>124,705</b> | <b>124,568</b> | <b>-136</b>             | <b>-0.1%</b>          | <b>+4,751</b>           | <b>+5,442</b>           |
| Ambulance Education                 | 110            | 119            | +9                      | +8.1%                 | -42                     | -24                     |
| Ambulance Officers                  | 84             | 83             | -1                      | -0.9%                 | +5                      | +12                     |
| Pre-Hospital Care (Ambulance)       | 1,451          | 1,443          | -8                      | -0.5%                 | +35                     | +20                     |
| <b>Ambulance Staff</b>              | <b>1,834</b>   | <b>1,833</b>   | <b>-1</b>               | <b>-0.1%</b>          | <b>+5</b>               | <b>+22</b>              |
| Community Welfare Officers          | 2              | 2              |                         |                       | -1                      | -1                      |
| Other Care Grades                   | 2,892          | 2,949          | +57                     | +2.0%                 | +25                     | +94                     |
| <b>Care, other</b>                  | <b>2,894</b>   | <b>2,951</b>   | <b>+57</b>              | <b>+2.0%</b>          | <b>+25</b>              | <b>+93</b>              |
| <b>Patient &amp; Client Care</b>    | <b>26,475</b>  | <b>26,493</b>  | <b>+19</b>              | <b>+0.1%</b>          | <b>+775</b>             | <b>+829</b>             |

## Employment by WTE, Headcount, Gender, Full-Time /Part-Time etc.: Sep 2020

| Staff Group                           | WTE            | Headcount      | WTE: no.    | % Male       | % female     | Male WTE: no. | Female WTE: no. | % Total Perm | % Male Perm  | % Female Perm | % Total Full Time | % Total Part Time | % Male FT    | % Female FT  |
|---------------------------------------|----------------|----------------|-------------|--------------|--------------|---------------|-----------------|--------------|--------------|---------------|-------------------|-------------------|--------------|--------------|
| <b>Overall</b>                        | <b>124,568</b> | <b>142,740</b> | <b>1.15</b> | <b>21.2%</b> | <b>78.8%</b> | <b>1.06</b>   | <b>1.17</b>     | <b>80.9%</b> | <b>73.6%</b> | <b>82.9%</b>  | <b>69.8%</b>      | <b>30.2%</b>      | <b>88.5%</b> | <b>64.8%</b> |
| Consultant Anaesthesia                | 425            | 452            | 1.06        | 62.6%        | 37.4%        | 1.04          | 1.10            | 80.8%        | 80.8%        | 82.2%         | 91.8%             | 8.2%              | 92.6%        | 90.5%        |
| Consultant Dentistry                  | 16             | 19             | 1.16        | 42.1%        | 57.9%        | 1.13          | 1.18            | 94.7%        | 94.7%        | 90.9%         | 73.7%             | 26.3%             | 75.0%        | 72.7%        |
| Consultant Emergency Medicine         | 118            | 127            | 1.07        | 70.9%        | 29.1%        | 1.06          | 1.12            | 69.3%        | 69.3%        | 75.7%         | 87.4%             | 12.6%             | 91.1%        | 78.4%        |
| Consultant Intensive Care Medicine    | 18             | 20             | 1.09        | 30.0%        | 70.0%        | 1.14          | 1.07            | 80.0%        | 80.0%        | 71.4%         | 90.0%             | 10.0%             | 83.3%        | 92.9%        |
| Consultant Medicine                   | 905            | 988            | 1.09        | 60.1%        | 39.9%        | 1.07          | 1.13            | 73.2%        | 73.2%        | 67.8%         | 85.0%             | 15.0%             | 88.2%        | 80.2%        |
| Consultant Obstetrics & Gynaecology   | 171            | 185            | 1.08        | 45.9%        | 54.1%        | 1.04          | 1.11            | 77.8%        | 77.8%        | 75.0%         | 85.9%             | 14.1%             | 90.6%        | 82.0%        |
| Consultant Paediatrics                | 217            | 237            | 1.09        | 46.8%        | 53.2%        | 1.06          | 1.13            | 74.7%        | 74.7%        | 76.2%         | 84.0%             | 16.0%             | 91.0%        | 77.8%        |
| Consultant Pathology                  | 273            | 301            | 1.10        | 38.9%        | 61.1%        | 1.09          | 1.11            | 80.4%        | 80.4%        | 81.0%         | 87.7%             | 12.3%             | 89.7%        | 86.4%        |
| Consultant Psychiatry                 | 425            | 465            | 1.09        | 40.2%        | 59.8%        | 1.06          | 1.12            | 67.3%        | 67.3%        | 66.2%         | 83.2%             | 16.8%             | 90.9%        | 78.1%        |
| Consultant Radiology                  | 297            | 313            | 1.05        | 58.5%        | 41.5%        | 1.04          | 1.08            | 86.3%        | 86.3%        | 86.2%         | 91.4%             | 8.6%              | 94.0%        | 87.7%        |
| Consultant Surgery                    | 580            | 643            | 1.11        | 80.1%        | 19.9%        | 1.09          | 1.19            | 76.2%        | 76.2%        | 73.4%         | 84.4%             | 15.6%             | 88.0%        | 70.3%        |
| <b>Consultants</b>                    | <b>3,446</b>   | <b>3,750</b>   | <b>1.09</b> | <b>58.1%</b> | <b>41.9%</b> | <b>1.07</b>   | <b>1.12</b>     | <b>75.9%</b> | <b>77.2%</b> | <b>74.1%</b>  | <b>86.3%</b>      | <b>13.7%</b>      | <b>89.8%</b> | <b>81.4%</b> |
| Registrar                             | 2,386          | 2,470          | 1.04        | 55.3%        | 44.7%        | 1.02          | 1.05            | 2.1%         | 2.1%         | 1.7%          | 96.8%             | 3.2%              | 97.8%        | 95.5%        |
| Senior Registrar                      | 234            | 243            | 1.04        | 53.5%        | 46.5%        | 1.01          | 1.07            | 9.1%         | 9.1%         | 8.0%          | 94.7%             | 5.3%              | 97.7%        | 91.2%        |
| Specialist Registrar                  | 1,281          | 1,315          | 1.03        | 43.0%        | 57.0%        | 1.01          | 1.04            | 0.5%         | 0.5%         | 0.7%          | 97.0%             | 3.0%              | 98.8%        | 95.6%        |
| <b>Registrars</b>                     | <b>3,901</b>   | <b>4,028</b>   | <b>1.03</b> | <b>51.1%</b> | <b>48.9%</b> | <b>1.02</b>   | <b>1.05</b>     | <b>2.0%</b>  | <b>2.3%</b>  | <b>1.7%</b>   | <b>96.7%</b>      | <b>3.3%</b>       | <b>98.1%</b> | <b>95.3%</b> |
| Interns                               | 992            | 993            | 1.00        | 44.6%        | 55.4%        | 1.00          | 1.00            | 0.0%         | 0.0%         | 0.0%          | 99.9%             | 0.1%              | 100.0%       | 99.8%        |
| Senior House Officer                  | 2,589          | 2,650          | 1.02        | 45.0%        | 55.0%        | 1.02          | 1.03            | 0.3%         | 0.3%         | 0.1%          | 99.0%             | 1.0%              | 99.6%        | 98.6%        |
| <b>SHO/ Interns</b>                   | <b>3,581</b>   | <b>3,643</b>   | <b>1.02</b> | <b>44.9%</b> | <b>55.1%</b> | <b>1.01</b>   | <b>1.02</b>     | <b>0.2%</b>  | <b>0.3%</b>  | <b>0.1%</b>   | <b>99.3%</b>      | <b>0.7%</b>       | <b>99.7%</b> | <b>98.9%</b> |
| Dentists                              | 307            | 396            | 1.29        | 26.5%        | 73.5%        | 1.29          | 1.29            | 89.1%        | 89.1%        | 89.7%         | 53.0%             | 47.0%             | 61.9%        | 49.8%        |
| Other Medical                         | 562            | 756            | 1.35        | 37.7%        | 62.3%        | 1.41          | 1.31            | 57.3%        | 57.3%        | 65.0%         | 44.2%             | 55.8%             | 42.5%        | 45.2%        |
| <b>Medical/ Dental, other</b>         | <b>869</b>     | <b>1,152</b>   | <b>1.33</b> | <b>33.9%</b> | <b>66.1%</b> | <b>1.38</b>   | <b>1.30</b>     | <b>68.2%</b> | <b>56.2%</b> | <b>74.4%</b>  | <b>47.2%</b>      | <b>52.8%</b>      | <b>47.7%</b> | <b>47.0%</b> |
| <b>Medical &amp; Dental</b>           | <b>11,796</b>  | <b>12,573</b>  | <b>1.07</b> | <b>49.8%</b> | <b>50.2%</b> | <b>1.05</b>   | <b>1.08</b>     | <b>29.6%</b> | <b>31.2%</b> | <b>28.0%</b>  | <b>89.8%</b>      | <b>10.2%</b>      | <b>92.5%</b> | <b>87.1%</b> |
| Clinical Nurse/ Midwife Manager       | 7,000          | 7,719          | 1.10        | 10.4%        | 89.6%        | 1.02          | 1.11            | 96.6%        | 96.6%        | 96.6%         | 73.7%             | 26.3%             | 95.4%        | 71.2%        |
| Director Nursing/Midwifery, Assistant | 991            | 1,062          | 1.07        | 13.3%        | 86.7%        | 1.03          | 1.08            | 97.6%        | 97.6%        | 97.2%         | 84.7%             | 15.3%             | 95.7%        | 83.0%        |
| Director of Nursing/Midwifery         | 305            | 312            | 1.02        | 9.9%         | 90.1%        | 1.00          | 1.03            | 96.5%        | 96.5%        | 96.4%         | 96.2%             | 3.8%              | 100.0%       | 95.7%        |
| <b>Nurse/ Midwife Manager</b>         | <b>8,297</b>   | <b>9,093</b>   | <b>1.10</b> | <b>10.7%</b> | <b>89.3%</b> | <b>1.02</b>   | <b>1.11</b>     | <b>96.7%</b> | <b>97.2%</b> | <b>96.7%</b>  | <b>75.8%</b>      | <b>24.2%</b>      | <b>95.6%</b> | <b>73.4%</b> |
| Advanced Nurse/ Midwife Practitioner  | 464            | 487            | 1.05        | 11.9%        | 88.1%        | 1.01          | 1.06            | 98.8%        | 98.8%        | 98.8%         | 87.7%             | 12.3%             | 98.3%        | 86.2%        |
| Clinical Nurse/ Midwife Specialist    | 1,721          | 1,983          | 1.15        | 7.0%         | 93.0%        | 1.01          | 1.16            | 98.2%        | 98.2%        | 98.2%         | 67.7%             | 32.3%             | 97.1%        | 65.5%        |

|  |               |               |             |              |              |             |             |               |               |              |               |              |               |              |
|--|---------------|---------------|-------------|--------------|--------------|-------------|-------------|---------------|---------------|--------------|---------------|--------------|---------------|--------------|
| <b>Nurse/ Midwife Specialist &amp; AN/MP</b> | <b>2,184</b>  | <b>2,470</b>  | <b>1.13</b> | <b>8.0%</b>  | <b>92.0%</b> | <b>1.01</b> | <b>1.14</b> | <b>98.3%</b>  | <b>98.5%</b>  | <b>98.3%</b> | <b>71.7%</b>  | <b>28.3%</b> | <b>97.5%</b>  | <b>69.4%</b> |
| Nursing Bank                                 | 14            | 35            | 2.44        |              | 100.0%       |             | 2.44        | <b>62.9%</b>  | 62.9%         | 62.9%        | <b>2.9%</b>   | 97.1%        | #DIV/0        | 2.9%         |
| Staff Midwives                               | 1,428         | 1,740         | 1.22        | 0.2%         | 99.8%        | 1.20        | 1.22        | <b>91.8%</b>  | 91.8%         | 91.9%        | <b>47.5%</b>  | 52.5%        | 75.0%         | 47.5%        |
| Staff Nurse [Intellectual Disability]        | 1,636         | 1,896         | 1.16        | 11.7%        | 88.3%        | 1.06        | 1.17        | <b>95.0%</b>  | 95.0%         | 94.9%        | <b>64.4%</b>  | 35.6%        | 87.3%         | 61.4%        |
| Staff Nurse [Psychiatric]                    | 2,949         | 3,213         | 1.09        | 26.2%        | 73.8%        | 1.05        | 1.10        | <b>91.0%</b>  | 91.0%         | 92.0%        | <b>86.1%</b>  | 13.9%        | 90.4%         | 84.5%        |
| Staff Nurses [General/ Children's]           | 19,951        | 23,236        | 1.16        | 8.2%         | 91.8%        | 1.04        | 1.18        | <b>92.2%</b>  | 92.2%         | 92.4%        | <b>62.3%</b>  | 37.7%        | 90.3%         | 59.8%        |
| <b>Staff Nurse/ Staff Midwife</b>            | <b>25,978</b> | <b>30,120</b> | <b>1.16</b> | <b>9.9%</b>  | <b>90.1%</b> | <b>1.04</b> | <b>1.17</b> | <b>92.2%</b>  | <b>89.9%</b>  | <b>92.4%</b> | <b>64.0%</b>  | <b>36.0%</b> | <b>90.1%</b>  | <b>61.2%</b> |
| <b>Public Health Nurse</b>                   | <b>1,548</b>  | <b>1,861</b>  | <b>1.20</b> | <b>0.5%</b>  | <b>99.5%</b> | <b>1.06</b> | <b>1.20</b> | <b>94.5%</b>  | <b>100.0%</b> | <b>94.5%</b> | <b>70.4%</b>  | <b>29.6%</b> | <b>88.9%</b>  | <b>70.3%</b> |
| Pre-registration Nurse/ Midwife Intern       | 14            | 21            | 1.52        | 19.0%        | 81.0%        | 1.60        | 1.50        | <b>9.5%</b>   | 9.5%          | 11.8%        | <b>100.0%</b> | 0.0%         | 100.0%        | 100.0%       |
| Pre-registration Nurse Intern (COVID-19)     | 950           | 1,074         | 1.13        | 9.5%         | 90.5%        | 1.15        | 1.13        | <b>0.9%</b>   | 0.9%          | 0.9%         | <b>82.1%</b>  | 17.9%        | 88.2%         | 81.5%        |
| Post-registration Nurse/ Midwife Student     | 188           | 231           | 1.23        | 2.2%         | 97.8%        | 1.00        | 1.23        | <b>16.5%</b>  | 16.5%         | 16.8%        | <b>94.8%</b>  | 5.2%         | 100.0%        | 94.7%        |
| Nursing/ Midwifery awaiting registration     | 102           | 105           | 1.03        | 11.4%        | 88.6%        | 1.00        | 1.04        | <b>26.7%</b>  | 26.7%         | 28.0%        | <b>96.2%</b>  | 3.8%         | 100.0%        | 95.7%        |
| <b>Nursing/ Midwifery Student</b>            | <b>1,254</b>  | <b>1,431</b>  | <b>1.14</b> | <b>8.6%</b>  | <b>91.4%</b> | <b>1.14</b> | <b>1.14</b> | <b>5.5%</b>   | <b>2.4%</b>   | <b>5.7%</b>  | <b>85.5%</b>  | <b>14.5%</b> | <b>90.2%</b>  | <b>85.0%</b> |
| Nursing Education/Clinical                   | 312           | 355           | 1.14        | 5.1%         | 94.9%        | 1.00        | 1.14        | <b>97.5%</b>  | 97.5%         | 97.6%        | <b>73.2%</b>  | 26.8%        | 100.0%        | 71.8%        |
| Other Nursing/ Midwifery                     | 48            | 51            | 1.05        | 7.8%         | 92.2%        | 1.00        | 1.06        | <b>100.0%</b> | 100.0%        | 100.0%       | <b>78.4%</b>  | 21.6%        | 100.0%        | 76.6%        |
| <b>Nursing/ Midwifery other</b>              | <b>361</b>    | <b>406</b>    | <b>1.13</b> | <b>5.4%</b>  | <b>94.6%</b> | <b>1.00</b> | <b>1.13</b> | <b>97.8%</b>  | <b>95.5%</b>  | <b>97.9%</b> | <b>73.9%</b>  | <b>26.1%</b> | <b>100.0%</b> | <b>72.4%</b> |
| <b>Nursing &amp; Midwifery</b>               | <b>39,622</b> | <b>45,381</b> | <b>1.15</b> | <b>9.5%</b>  | <b>90.5%</b> | <b>1.04</b> | <b>1.16</b> | <b>90.8%</b>  | <b>89.5%</b>  | <b>91.0%</b> | <b>67.8%</b>  | <b>32.2%</b> | <b>91.7%</b>  | <b>65.3%</b> |
| Dietitians                                   | 621           | 737           | 1.19        | 1.6%         | 98.4%        | 1.00        | 1.19        | <b>82.8%</b>  | 82.8%         | 83.3%        | <b>70.7%</b>  | 29.3%        | 100.0%        | 70.2%        |
| Occupational Therapists                      | 1,669         | 1,905         | 1.14        | 8.2%         | 91.8%        | 1.06        | 1.15        | <b>88.2%</b>  | 88.2%         | 88.0%        | <b>77.3%</b>  | 22.7%        | 89.8%         | 76.1%        |
| Orthoptists                                  | 35            | 49            | 1.41        | 14.3%        | 85.7%        | 1.08        | 1.49        | <b>81.6%</b>  | 81.6%         | 83.3%        | <b>53.1%</b>  | 46.9%        | 100.0%        | 45.2%        |
| Physiotherapists                             | 1,948         | 2,274         | 1.17        | 18.5%        | 81.5%        | 1.06        | 1.19        | <b>84.5%</b>  | 84.5%         | 86.1%        | <b>70.7%</b>  | 29.3%        | 87.1%         | 66.9%        |
| Podiatrists & Chiropodists                   | 83            | 105           | 1.27        | 14.3%        | 85.7%        | 1.19        | 1.28        | <b>77.1%</b>  | 77.1%         | 78.9%        | <b>56.2%</b>  | 43.8%        | 60.0%         | 55.6%        |
| Speech & Language Therapists                 | 1,139         | 1,329         | 1.17        | 1.6%         | 98.4%        | 1.07        | 1.17        | <b>87.4%</b>  | 87.4%         | 87.8%        | <b>72.8%</b>  | 27.2%        | 85.7%         | 72.6%        |
| <b>Therapy Professions</b>                   | <b>5,495</b>  | <b>6,399</b>  | <b>1.16</b> | <b>9.9%</b>  | <b>90.1%</b> | <b>1.06</b> | <b>1.18</b> | <b>85.9%</b>  | <b>79.3%</b>  | <b>86.6%</b> | <b>72.7%</b>  | <b>27.3%</b> | <b>87.5%</b>  | <b>71.1%</b> |
| Audiology                                    | 79            | 90            | 1.13        | 18.9%        | 81.1%        | 1.08        | 1.15        | <b>95.6%</b>  | 95.6%         | 94.5%        | <b>75.6%</b>  | 24.4%        | 82.4%         | 74.0%        |
| Biochemists                                  | 78            | 84            | 1.07        | 31.0%        | 69.0%        | 1.03        | 1.09        | <b>90.5%</b>  | 90.5%         | 91.4%        | <b>85.7%</b>  | 14.3%        | 100.0%        | 79.3%        |
| Clinical Engineering                         | 171           | 178           | 1.04        | 82.0%        | 18.0%        | 1.02        | 1.11        | <b>89.9%</b>  | 89.9%         | 78.1%        | <b>94.9%</b>  | 5.1%         | 97.3%         | 84.4%        |
| Clinical Measurement                         | 407           | 448           | 1.10        | 17.6%        | 82.4%        | 1.03        | 1.12        | <b>87.7%</b>  | 87.7%         | 87.3%        | <b>81.7%</b>  | 18.3%        | 93.7%         | 79.1%        |
| Dosimetrists                                 | 14            | 16            | 1.13        | 6.3%         | 93.8%        | 1.00        | 1.15        | <b>81.3%</b>  | 81.3%         | 80.0%        | <b>75.0%</b>  | 25.0%        | 100.0%        | 73.3%        |
| Medical Laboratory                           | 2,115         | 2,331         | 1.10        | 19.7%        | 80.3%        | 1.03        | 1.12        | <b>88.8%</b>  | 88.8%         | 89.5%        | <b>80.4%</b>  | 19.6%        | 93.9%         | 77.0%        |
| Perfusionists                                | 20            | 23            | 1.13        | 47.8%        | 52.2%        | 1.11        | 1.15        | <b>82.6%</b>  | 82.6%         | 83.3%        | <b>69.6%</b>  | 30.4%        | 72.7%         | 66.7%        |
| Phlebotomists                                | 179           | 244           | 1.36        | 20.9%        | 79.1%        | 1.26        | 1.39        | <b>77.0%</b>  | 77.0%         | 77.2%        | <b>43.9%</b>  | 56.1%        | 60.8%         | 39.4%        |
| Physicists                                   | 191           | 204           | 1.07        | 41.7%        | 58.3%        | 1.02        | 1.11        | <b>92.2%</b>  | 92.2%         | 90.8%        | <b>90.2%</b>  | 9.8%         | 98.8%         | 84.0%        |
| Radiation Therapists                         | 207           | 225           | 1.09        | 11.1%        | 88.9%        | 1.01        | 1.10        | <b>80.0%</b>  | 80.0%         | 82.5%        | <b>83.1%</b>  | 16.9%        | 100.0%        | 81.0%        |
| Radiographers                                | 1,306         | 1,479         | 1.13        | 17.6%        | 82.4%        | 1.05        | 1.15        | <b>91.9%</b>  | 91.9%         | 91.9%        | <b>76.7%</b>  | 23.3%        | 93.1%         | 73.2%        |
| <b>Health Science/ Diagnostics</b>           | <b>4,769</b>  | <b>5,322</b>  | <b>1.12</b> | <b>21.8%</b> | <b>78.2%</b> | <b>1.04</b> | <b>1.14</b> | <b>88.9%</b>  | <b>88.4%</b>  | <b>89.1%</b> | <b>78.7%</b>  | <b>21.3%</b> | <b>92.9%</b>  | <b>74.7%</b> |

|   |               |               |             |              |              |             |             |              |              |               |              |              |              |              |
|---|---------------|---------------|-------------|--------------|--------------|-------------|-------------|--------------|--------------|---------------|--------------|--------------|--------------|--------------|
| Social Care                                   | 2,819         | 3,308         | 1.17        | 16.0%        | 84.0%        | 1.09        | 1.19        | 90.2%        | 90.2%        | 90.1%         | 49.5%        | 50.5%        | 65.4%        | 46.5%        |
| <b>Social Care</b>                            | <b>2,819</b>  | <b>3,308</b>  | <b>1.17</b> | <b>16.0%</b> | <b>84.0%</b> | <b>1.09</b> | <b>1.19</b> | <b>90.2%</b> | <b>90.7%</b> | <b>90.1%</b>  | <b>49.5%</b> | <b>50.5%</b> | <b>65.4%</b> | <b>46.5%</b> |
| <b>Social Workers</b>                         | <b>1,195</b>  | <b>1,356</b>  | <b>1.14</b> | <b>15.3%</b> | <b>84.7%</b> | <b>1.05</b> | <b>1.15</b> | <b>91.4%</b> | <b>88.4%</b> | <b>91.9%</b>  | <b>78.8%</b> | <b>21.2%</b> | <b>90.8%</b> | <b>76.6%</b> |
| <b>Psychologists</b>                          | <b>1,028</b>  | <b>1,189</b>  | <b>1.16</b> | <b>19.2%</b> | <b>80.8%</b> | <b>1.06</b> | <b>1.18</b> | <b>79.7%</b> | <b>79.8%</b> | <b>79.7%</b>  | <b>76.0%</b> | <b>24.0%</b> | <b>90.8%</b> | <b>72.5%</b> |
| <b>Pharmacy</b>                               | <b>1,123</b>  | <b>1,265</b>  | <b>1.13</b> | <b>12.1%</b> | <b>87.9%</b> | <b>1.04</b> | <b>1.14</b> | <b>79.1%</b> | <b>77.8%</b> | <b>79.3%</b>  | <b>76.6%</b> | <b>23.4%</b> | <b>89.5%</b> | <b>74.8%</b> |
| Counsellor Therapists                         | 235           | 264           | 1.12        | 29.9%        | 70.1%        | 1.06        | 1.15        | 93.2%        | 93.2%        | 93.5%         | 73.1%        | 26.9%        | 86.1%        | 67.6%        |
| Dental Hygienists                             | 61            | 79            | 1.30        | 1.3%         | 98.7%        | 1.00        | 1.31        | 97.5%        | 97.5%        | 97.4%         | 45.6%        | 54.4%        | 100.0%       | 44.9%        |
| Environmental Health Officers                 | 530           | 588           | 1.11        | 22.4%        | 77.6%        | 1.01        | 1.14        | 98.6%        | 98.6%        | 98.9%         | 83.3%        | 16.7%        | 98.5%        | 78.9%        |
| HSCP Trainees/ Students                       | 41            | 53            | 1.29        | 34.0%        | 66.0%        | 1.46        | 1.21        | 3.8%         | 3.8%         | 5.7%          | 81.1%        | 18.9%        | 72.2%        | 85.7%        |
| Other Health & Social Care                    | 120           | 146           | 1.21        | 28.8%        | 71.2%        | 1.09        | 1.27        | 83.6%        | 83.6%        | 83.7%         | 55.5%        | 44.5%        | 78.6%        | 46.2%        |
| Play Therapists/ Specialists                  | 42            | 55            | 1.30        | 7.3%         | 92.7%        | 1.00        | 1.33        | 92.7%        | 92.7%        | 92.2%         | 52.7%        | 47.3%        | 100.0%       | 49.0%        |
| <b>H&amp;SC, Other</b>                        | <b>1,030</b>  | <b>1,185</b>  | <b>1.15</b> | <b>23.3%</b> | <b>76.7%</b> | <b>1.06</b> | <b>1.18</b> | <b>91.0%</b> | <b>87.7%</b> | <b>92.0%</b>  | <b>73.6%</b> | <b>26.4%</b> | <b>90.2%</b> | <b>68.5%</b> |
| <b>Health &amp; Social Care</b>               | <b>17,458</b> | <b>20,024</b> | <b>1.15</b> | <b>15.9%</b> | <b>84.1%</b> | <b>1.06</b> | <b>1.17</b> | <b>87.3%</b> | <b>85.8%</b> | <b>87.6%</b>  | <b>71.4%</b> | <b>28.6%</b> | <b>86.6%</b> | <b>68.5%</b> |
| Executive Management                          | 354           | 366           | 1.03        | 49.2%        | 50.8%        | 1.03        | 1.03        | 91.5%        | 91.5%        | 90.9%         | 96.7%        | 3.3%         | 97.2%        | 96.2%        |
| Senior Management (VIII & GM)                 | 1,576         | 1,630         | 1.03        | 34.2%        | 65.8%        | 1.02        | 1.04        | 94.5%        | 94.5%        | 94.8%         | 94.8%        | 5.2%         | 97.8%        | 93.3%        |
| <b>Management (VIII &amp; above)</b>          | <b>1,930</b>  | <b>1,996</b>  | <b>1.03</b> | <b>36.9%</b> | <b>63.1%</b> | <b>1.02</b> | <b>1.04</b> | <b>94.0%</b> | <b>93.6%</b> | <b>94.2%</b>  | <b>95.2%</b> | <b>4.8%</b>  | <b>97.7%</b> | <b>93.7%</b> |
| Middle Management (V-VII)                     | 5,610         | 6,046         | 1.08        | 22.5%        | 77.5%        | 1.02        | 1.09        | 94.0%        | 94.0%        | 94.6%         | 82.4%        | 17.6%        | 96.6%        | 78.2%        |
| Other Administrative                          | 41            | 45            | 1.10        | 28.9%        | 71.1%        | 1.08        | 1.11        | 64.4%        | 64.4%        | 71.9%         | 84.4%        | 15.6%        | 100.0%       | 78.1%        |
| <b>Administrative/ Supervisory (V to VII)</b> | <b>5,651</b>  | <b>6,091</b>  | <b>1.08</b> | <b>22.6%</b> | <b>77.4%</b> | <b>1.02</b> | <b>1.09</b> | <b>93.8%</b> | <b>91.3%</b> | <b>94.5%</b>  | <b>82.4%</b> | <b>17.6%</b> | <b>96.7%</b> | <b>78.2%</b> |
| <b>Clerical (III &amp; IV)</b>                | <b>11,833</b> | <b>13,642</b> | <b>1.15</b> | <b>12.7%</b> | <b>87.3%</b> | <b>1.04</b> | <b>1.17</b> | <b>82.9%</b> | <b>76.1%</b> | <b>83.9%</b>  | <b>68.5%</b> | <b>31.5%</b> | <b>91.3%</b> | <b>65.2%</b> |
| <b>Management &amp; Administrative</b>        | <b>19,414</b> | <b>21,729</b> | <b>1.12</b> | <b>17.7%</b> | <b>82.3%</b> | <b>1.03</b> | <b>1.14</b> | <b>87.0%</b> | <b>84.9%</b> | <b>87.4%</b>  | <b>74.8%</b> | <b>25.2%</b> | <b>94.4%</b> | <b>70.6%</b> |
| Catering                                      | 891           | 982           | 1.10        | 31.1%        | 68.9%        | 1.04        | 1.13        | 92.3%        | 92.3%        | 93.8%         | 73.1%        | 26.9%        | 94.4%        | 63.5%        |
| Household Services                            | 4,523         | 5,389         | 1.19        | 20.4%        | 79.6%        | 1.09        | 1.22        | 81.5%        | 81.5%        | 84.7%         | 57.2%        | 42.8%        | 79.4%        | 51.5%        |
| Other Labs & Associated                       | 434           | 463           | 1.07        | 30.2%        | 69.8%        | 1.02        | 1.09        | 72.8%        | 72.8%        | 72.1%         | 87.0%        | 13.0%        | 96.4%        | 83.0%        |
| Other Support                                 | 1,094         | 1,412         | 1.29        | 43.6%        | 56.4%        | 1.12        | 1.46        | 82.6%        | 82.6%        | 80.4%         | 58.6%        | 41.4%        | 80.8%        | 41.5%        |
| Portering                                     | 1,643         | 1,727         | 1.05        | 93.0%        | 7.0%         | 1.04        | 1.18        | 80.0%        | 80.0%        | 76.9%         | 90.1%        | 9.9%         | 92.0%        | 64.5%        |
| <b>Support</b>                                | <b>8,585</b>  | <b>9,973</b>  | <b>1.16</b> | <b>37.8%</b> | <b>62.2%</b> | <b>1.07</b> | <b>1.23</b> | <b>82.1%</b> | <b>78.3%</b> | <b>84.3%</b>  | <b>66.1%</b> | <b>33.9%</b> | <b>86.9%</b> | <b>53.4%</b> |
| Maintenance                                   | 1,072         | 1,109         | 1.03        | 98.0%        | 2.0%         | 1.03        | 1.14        | 93.7%        | 93.7%        | 100.0%        | 94.1%        | 5.9%         | 94.9%        | 54.5%        |
| Technical Services                            | 127           | 129           | 1.01        | 79.1%        | 20.9%        | 1.01        | 1.02        | 97.7%        | 97.7%        | 100.0%        | 99.2%        | 0.8%         | 99.0%        | 100.0%       |
| <b>Maintenance/ Technical</b>                 | <b>1,199</b>  | <b>1,238</b>  | <b>1.03</b> | <b>96.0%</b> | <b>4.0%</b>  | <b>1.03</b> | <b>1.07</b> | <b>94.1%</b> | <b>93.9%</b> | <b>100.0%</b> | <b>94.7%</b> | <b>5.3%</b>  | <b>95.3%</b> | <b>79.6%</b> |
| <b>General Support</b>                        | <b>9,784</b>  | <b>11,211</b> | <b>1.15</b> | <b>44.2%</b> | <b>55.8%</b> | <b>1.06</b> | <b>1.23</b> | <b>83.4%</b> | <b>82.1%</b> | <b>84.4%</b>  | <b>69.2%</b> | <b>30.8%</b> | <b>88.9%</b> | <b>53.6%</b> |
| HCA, Nurse's Aide, etc.                       | 17,982        | 20,776        | 1.16        | 24.1%        | 75.9%        | 1.08        | 1.18        | 81.2%        | 81.2%        | 80.6%         | 61.7%        | 38.3%        | 78.1%        | 56.5%        |
| Health & Social Care Assistants               | 302           | 344           | 1.14        | 21.5%        | 78.5%        | 1.07        | 1.16        | 59.3%        | 59.3%        | 57.4%         | 77.0%        | 23.0%        | 93.2%        | 72.6%        |
| <b>Health Care Assistants</b>                 | <b>18,284</b> | <b>21,120</b> | <b>1.16</b> | <b>24.1%</b> | <b>75.9%</b> | <b>1.08</b> | <b>1.18</b> | <b>80.8%</b> | <b>82.8%</b> | <b>80.2%</b>  | <b>62.0%</b> | <b>38.0%</b> | <b>78.3%</b> | <b>56.8%</b> |
| <b>Home Help</b>                              | <b>3,426</b>  | <b>5,290</b>  | <b>1.54</b> | <b>3.6%</b>  | <b>96.4%</b> | <b>1.59</b> | <b>1.54</b> | <b>54.9%</b> | <b>24.9%</b> | <b>56.1%</b>  | <b>40.2%</b> | <b>59.8%</b> | <b>51.3%</b> | <b>39.8%</b> |

|                                  |               |               |             |              |              |             |             |               |              |              |               |              |              |              |
|----------------------------------|---------------|---------------|-------------|--------------|--------------|-------------|-------------|---------------|--------------|--------------|---------------|--------------|--------------|--------------|
| Ambulance Control                | 187           | 191           | 1.02        | 49.7%        | 50.3%        | 1.02        | 1.03        | <b>97.9%</b>  | 97.9%        | 96.9%        | <b>98.4%</b>  | 1.6%         | 100.0%       | 96.9%        |
| Ambulance Education              | 119           | 120           | 1.00        | 65.8%        | 34.2%        | 1.01        | 1.00        | <b>0.0%</b>   | 0.0%         | 0.0%         | <b>100.0%</b> | 0.0%         | 100.0%       | 100.0%       |
| Ambulance Officers               | 83            | 89            | 1.07        | 85.4%        | 14.6%        | 1.08        | 1.00        | <b>96.6%</b>  | 96.6%        | 100.0%       | <b>98.9%</b>  | 1.1%         | 98.7%        | 100.0%       |
| Pre-Hospital Care (Ambulance)    | 1,443         | 1,485         | 1.03        | 77.5%        | 22.5%        | 1.02        | 1.06        | <b>98.2%</b>  | 98.2%        | 99.7%        | <b>99.7%</b>  | 0.3%         | 99.9%        | 99.1%        |
| <b>Ambulance Staff</b>           | <b>1,833</b>  | <b>1,885</b>  | <b>1.03</b> | <b>74.3%</b> | <b>25.7%</b> | <b>1.02</b> | <b>1.04</b> | <b>91.9%</b>  | <b>92.3%</b> | <b>90.7%</b> | <b>99.6%</b>  | <b>0.4%</b>  | <b>99.9%</b> | <b>98.8%</b> |
| Community Welfare Officers       | 2             | 2             | 1.18        |              | 100.0%       |             | 1.18        | <b>100.0%</b> | 100.0%       | 100.0%       | <b>0.0%</b>   | 100.0%       | #DIV/0       | 0.0%         |
| Other Care Grades                | 2,949         | 3,525         | 1.20        | 27.5%        | 72.5%        | 1.14        | 1.22        | <b>88.3%</b>  | 88.3%        | 90.5%        | <b>61.0%</b>  | 39.0%        | 73.5%        | 56.3%        |
| <b>Care, other</b>               | <b>2,951</b>  | <b>3,527</b>  | <b>1.20</b> | <b>27.5%</b> | <b>72.5%</b> | <b>1.14</b> | <b>1.22</b> | <b>88.3%</b>  | <b>82.5%</b> | <b>90.5%</b> | <b>61.0%</b>  | <b>39.0%</b> | <b>73.5%</b> | <b>56.2%</b> |
| <b>Patient &amp; Client Care</b> | <b>26,493</b> | <b>31,822</b> | <b>1.20</b> | <b>24.0%</b> | <b>76.0%</b> | <b>1.08</b> | <b>1.24</b> | <b>78.0%</b>  | <b>83.0%</b> | <b>76.4%</b> | <b>60.5%</b>  | <b>39.5%</b> | <b>81.0%</b> | <b>54.0%</b> |

## Employment by WTE, Headcount, Gender, Full-Time /Part-Time etc.: Sep 2020

| Hospital Group/ CHO / Service                      | WTE            | Headcount      | WTE: no.    | % Male       | % female     | Male WTE: no. | Female WTE: no. | % Total Perm | % Male Perm  | % Female Perm | % Total Full Time | % Total Part Time | % Male FT    | % Female FT  |
|--|----------------|----------------|-------------|--------------|--------------|---------------|-----------------|--------------|--------------|---------------|-------------------|-------------------|--------------|--------------|
| <b>Overall</b>                                     | <b>124,568</b> | <b>142,740</b> | <b>1.15</b> | <b>21.2%</b> | <b>78.8%</b> | <b>1.06</b>   | <b>1.17</b>     | <b>80.9%</b> | <b>73.6%</b> | <b>82.9%</b>  | <b>69.8%</b>      | <b>30.2%</b>      | <b>88.5%</b> | <b>64.8%</b> |
| <i>National Ambulance Service</i>                  | 1,945          | 2,006          | 1.03        | 72.1%        | 27.9%        | 1.02          | 1.05            | 91.8%        | 91.8%        | 90.9%         | 99.0%             | 1.0%              | 99.8%        | 96.8%        |
| <i>Children's Health Ireland</i>                   | 3,678          | 4,255          | 1.16        | 15.4%        | 84.6%        | 1.04          | 1.18            | 80.9%        | 80.9%        | 82.9%         | 69.1%             | 30.9%             | 93.8%        | 64.6%        |
| <i>Dublin Midlands Hospital Group</i>              | 11,229         | 12,462         | 1.11        | 22.8%        | 77.2%        | 1.04          | 1.13            | 83.0%        | 83.0%        | 85.8%         | 76.8%             | 23.2%             | 93.1%        | 72.0%        |
| <i>Ireland East Hospital Group</i>                 | 12,770         | 14,102         | 1.10        | 24.6%        | 75.4%        | 1.04          | 1.13            | 79.6%        | 79.6%        | 83.9%         | 76.8%             | 23.2%             | 91.8%        | 71.9%        |
| <i>RCSI Hospitals Group</i>                        | 10,095         | 11,163         | 1.11        | 22.9%        | 77.1%        | 1.03          | 1.13            | 84.4%        | 84.4%        | 87.5%         | 77.2%             | 22.8%             | 93.4%        | 72.3%        |
| <i>Saolta University Hospital Care</i>             | 9,806          | 11,111         | 1.13        | 21.6%        | 78.4%        | 1.05          | 1.16            | 73.4%        | 73.4%        | 77.5%         | 67.2%             | 32.8%             | 90.7%        | 60.7%        |
| <i>South/South West Hospital Group</i>             | 11,328         | 12,954         | 1.14        | 21.3%        | 78.7%        | 1.04          | 1.18            | 71.3%        | 71.3%        | 75.7%         | 67.6%             | 32.4%             | 92.8%        | 60.8%        |
| <i>University of Limerick Hospital Group</i>       | 4,379          | 4,908          | 1.12        | 20.3%        | 79.7%        | 1.03          | 1.15            | 78.0%        | 78.0%        | 81.7%         | 74.7%             | 25.3%             | 94.7%        | 69.6%        |
| <i>other Acute Services</i>                        | 627            | 692            | 1.10        | 24.1%        | 75.9%        | 1.05          | 1.12            | 73.1%        | 73.1%        | 75.2%         | 77.3%             | 22.7%             | 90.4%        | 73.1%        |
| <b>Acute Services</b>                              | <b>65,856</b>  | <b>73,653</b>  | <b>1.12</b> | <b>23.5%</b> | <b>76.5%</b> | <b>1.04</b>   | <b>1.15</b>     | <b>78.7%</b> | <b>78.7%</b> | <b>82.1%</b>  | <b>73.8%</b>      | <b>26.2%</b>      | <b>93.1%</b> | <b>67.9%</b> |
| <i>CHO 1</i>                                       | 5,670          | 6,577          | 1.16        | 17.2%        | 82.8%        | 1.07          | 1.18            | 82.3%        | 82.3%        | 82.2%         | 64.2%             | 35.8%             | 85.3%        | 59.8%        |
| <i>CHO 2</i>                                       | 5,595          | 6,602          | 1.18        | 18.6%        | 81.4%        | 1.10          | 1.20            | 85.2%        | 85.2%        | 86.0%         | 58.3%             | 41.7%             | 74.9%        | 54.6%        |
| <i>CHO 3</i>                                       | 4,478          | 5,396          | 1.20        | 14.0%        | 86.0%        | 1.09          | 1.23            | 86.0%        | 86.0%        | 86.9%         | 54.4%             | 45.6%             | 72.5%        | 51.5%        |
| <i>CHO 4</i>                                       | 8,475          | 10,472         | 1.24        | 15.8%        | 84.2%        | 1.11          | 1.26            | 74.6%        | 74.6%        | 75.9%         | 70.1%             | 29.9%             | 81.1%        | 68.0%        |
| <i>CHO 5</i>                                       | 5,400          | 6,405          | 1.19        | 15.7%        | 84.3%        | 1.08          | 1.21            | 75.8%        | 75.8%        | 75.0%         | 58.5%             | 41.5%             | 77.5%        | 55.0%        |
| <i>CHO 6</i>                                       | 3,402          | 3,961          | 1.16        | 21.4%        | 78.6%        | 1.11          | 1.18            | 86.8%        | 86.8%        | 86.9%         | 72.3%             | 27.7%             | 85.7%        | 68.7%        |
| <i>CHO 7</i>                                       | 6,703          | 7,844          | 1.17        | 19.8%        | 80.2%        | 1.08          | 1.19            | 87.2%        | 87.2%        | 87.9%         | 69.3%             | 30.7%             | 83.2%        | 65.9%        |
| <i>CHO 8</i>                                       | 6,240          | 7,504          | 1.20        | 16.8%        | 83.2%        | 1.10          | 1.22            | 87.0%        | 87.0%        | 87.1%         | 56.1%             | 43.9%             | 72.6%        | 52.8%        |
| <i>CHO 9</i>                                       | 6,763          | 7,839          | 1.16        | 17.8%        | 82.2%        | 1.07          | 1.18            | 85.1%        | 85.1%        | 85.8%         | 66.0%             | 34.0%             | 83.4%        | 62.2%        |
| <i>other Community Services</i>                    | 684            | 729            | 1.07        | 42.5%        | 57.5%        | 1.06          | 1.07            | 80.7%        | 80.7%        | 82.6%         | 89.2%             | 10.8%             | 89.7%        | 88.8%        |
| <b>Community Services</b>                          | <b>53,411</b>  | <b>63,329</b>  | <b>1.19</b> | <b>17.6%</b> | <b>82.4%</b> | <b>1.09</b>   | <b>1.21</b>     | <b>82.8%</b> | <b>82.8%</b> | <b>83.2%</b>  | <b>63.8%</b>      | <b>36.2%</b>      | <b>80.1%</b> | <b>60.4%</b> |
| <i>Health &amp; Wellbeing</i>                      | 485            | 542            | 1.12        | 18.6%        | 81.4%        | 1.05          | 1.13            | 87.8%        | 87.8%        | 88.2%         | 77.9%             | 22.1%             | 94.1%        | 74.1%        |
| <i>Corporate</i>                                   | 3,196          | 3,509          | 1.10        | 24.1%        | 75.9%        | 1.03          | 1.12            | 91.6%        | 91.6%        | 92.2%         | 82.3%             | 17.7%             | 94.3%        | 78.5%        |
| <i>Health Business Services</i>                    | 1,620          | 1,707          | 1.05        | 49.2%        | 50.8%        | 1.02          | 1.09            | 81.8%        | 81.8%        | 83.4%         | 89.2%             | 10.8%             | 97.3%        | 81.5%        |
| <b>H&amp;WB, Corporate &amp; National Services</b> | <b>5,301</b>   | <b>5,758</b>   | <b>1.09</b> | <b>31.0%</b> | <b>69.0%</b> | <b>1.03</b>   | <b>1.11</b>     | <b>88.3%</b> | <b>88.3%</b> | <b>89.8%</b>  | <b>83.9%</b>      | <b>16.1%</b>      | <b>95.7%</b> | <b>78.6%</b> |

Summary Staff Movement: September 2020

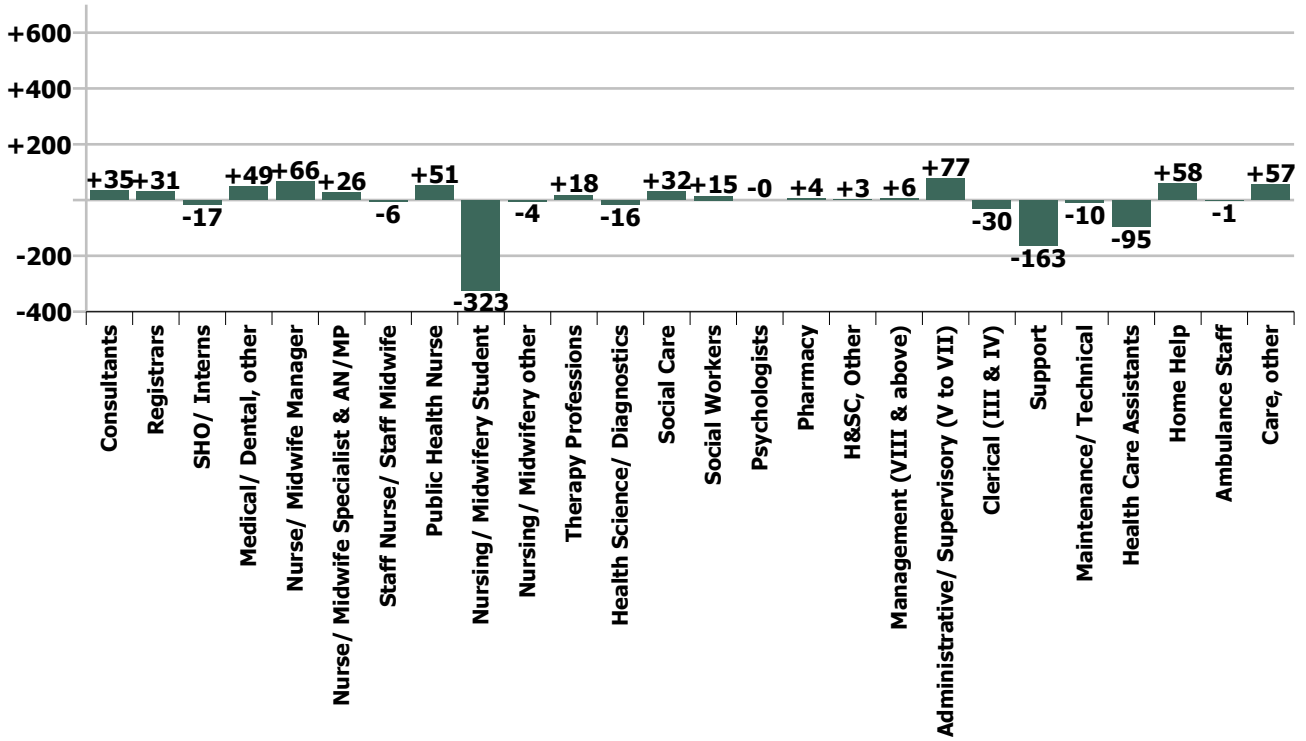
Month-on-month Summary

| WTE change since Aug 20                     | % change since Aug 20 | overall     | Consultants | Registrars | SHO/ Interns | Medical/ Dental, other | Medical & Dental | Nurse/ Midwife Manager | Nurse/ Midwife Specialist & AN/MP | Staff Nurse/ Staff Midwife | Public Health Nurse | Nursing/ Midwifery Student | Nursing/ Midwifery other | Nursing & Midwifery | Therapy Professions | Health Science/ Diagnostics | Social Care | Social Workers | Psychologists | Pharmacy  | H&SC, Other | Health & Social Care Professionals | Management (VII & above) | Administrative Supervisory (V to VII) | Clerical (III & IV) | Management & Administrative | Support     | Maintenance/ Technical | General Support | Health Care Assistants | Home Help  | Ambulance Staff | Care, other | Patient & Client Care |       |
|---|-----------------------|-------------|-------------|------------|--------------|------------------------|------------------|------------------------|-----------------------------------|----------------------------|---------------------|----------------------------|--------------------------|---------------------|---------------------|-----------------------------|-------------|----------------|---------------|-----------|-------------|------------------------------------|--------------------------|---------------------------------------|---------------------|-----------------------------|-------------|------------------------|-----------------|------------------------|------------|-----------------|-------------|-----------------------|-------|
| <b>Overall</b>                              | <b>-0.1%</b>          | <b>-136</b> | <b>+35</b>  | <b>+31</b> | <b>-17</b>   | <b>+49</b>             | <b>+99</b>       | <b>+66</b>             | <b>+26</b>                        | <b>-6</b>                  | <b>+52</b>          | <b>-323</b>                | <b>-4</b>                | <b>-189</b>         | <b>+18</b>          | <b>-16</b>                  | <b>+32</b>  | <b>+15</b>     | <b>-0</b>     | <b>+4</b> | <b>+3</b>   | <b>+55</b>                         | <b>+6</b>                | <b>+77</b>                            | <b>-30</b>          | <b>+53</b>                  | <b>-163</b> | <b>-10</b>             | <b>-173</b>     | <b>-95</b>             | <b>+58</b> | <b>-1</b>       | <b>+57</b>  | <b>+19</b>            |       |
| National Ambulance Service                  | +0.1%                 | +1          |             |            | +0           |                        | +0               |                        |                                   |                            |                     |                            |                          |                     |                     |                             |             |                |               |           |             | +0                                 | -0                       | -0                                    | +0                  |                             |             |                        |                 |                        |            | +1              | -0          | +1                    |       |
| Children's Health Ireland                   | +0.4%                 | +13         | +1          | -1         | -1           |                        | -0               | -4                     | +1                                | +10                        |                     | -11                        | +0                       | -3                  | -1                  | -1                          |             | +0             | +1            | +2        | +1          | +2                                 | +5                       | +4                                    | +2                  | +11                         | +1          |                        | +1              | +4                     |            |                 |             | -0                    | +3    |
| Dublin Midlands Hospital Group              | -0.8%                 | -87         | -2          | -1         |              | +1                     | +7               | +4                     | -3                                | -21                        |                     | -31                        | +1                       | -9                  | -3                  | -11                         |             | +2             | -2            | +3        | +1          | -10                                | +1                       | +5                                    | -1                  | +5                          | -5          | +1                     | -3              | -37                    |            |                 |             | -0                    | -37   |
| Ireland East Hospital Group                 | -1.1%                 | -143        | +7          | -4         | -10          | +4                     | -3               | +45                    | +8                                | -21                        |                     | -103                       | -6                       | -77                 | +3                  | -1                          |             | +1             | -0            | -4        | -7          | -8                                 | -9                       | +34                                   | -28                 | -3                          | -88         | -4                     | -92             | +41                    |            |                 |             | -2                    | +40   |
| RCSI Hospitals Group                        | -0.6%                 | -65         | -2          | -5         | -6           | +0                     | -12              | -2                     | +1                                | -2                         |                     | -37                        | -0                       | -40                 | +4                  | -2                          |             | -0             | +1            | +1        | +1          | +4                                 | +1                       | +4                                    | -1                  | +4                          | +3          | +1                     | +4              | -24                    |            |                 | -1          | -25                   |       |
| Saolta University Hospital Care             | -0.1%                 | -12         | +2          | +2         | +10          | +0                     | +15              | -7                     | +4                                | +2                         | -0                  | -8                         | +1                       | -2                  | +0                  | +1                          | +0          | -0             | +0            | +1        | +1          | -4                                 | -2                       | +17                                   | +15                 | +2                          | -2          | -0                     | -2              | -35                    |            |                 |             | +0                    | -35   |
| South/South West Hospital Group             | -0.0%                 | -5          | +19         | +41        | -42          | +2                     | +21              | -10                    | -4                                | +14                        |                     | -20                        | -0                       | +36                 | -3                  | -1                          |             | +1             |               | -2        | +4          | -2                                 | -2                       | +5                                    | -6                  | -2                          | -27         | -0                     | -28             | -36                    |            |                 | +6          | -30                   |       |
| University of Limerick Hospital Group       | -0.9%                 | -42         | +0          | -4         | +1           |                        | -3               | +3                     | +4                                | +14                        |                     | -44                        | -2                       | -25                 | +1                  | -3                          |             | +0             | +0            | -0        | -1          | -2                                 | +1                       | +4                                    | -9                  | -5                          | +2          | -1                     | +1              | -8                     |            |                 | -1          | -9                    |       |
| other Acute Services                        | +2.5%                 | +15         | +1          |            |              |                        | +1               | +1                     |                                   | +2                         |                     |                            | +2                       | +4                  | +0                  |                             | +1          | +0             | +0            | -1        |             | +5                                 | +1                       | +1                                    | +0                  | +1                          | +1          | +4                     | +4              | +2                     |            |                 |             | +2                    | +2    |
| <b>Acute Services</b>                       | <b>-0.5%</b>          | <b>-323</b> | <b>+27</b>  | <b>+30</b> | <b>-39</b>   | <b>+7</b>              | <b>+25</b>       | <b>+30</b>             | <b>+12</b>                        | <b>+60</b>                 | <b>-0</b>           | <b>-254</b>                | <b>-5</b>                | <b>-158</b>         | <b>+6</b>           | <b>-18</b>                  | <b>+0</b>   | <b>+5</b>      | <b>+0</b>     | <b>-0</b> | <b>-6</b>   | <b>-13</b>                         | <b>-2</b>                | <b>+55</b>                            | <b>-26</b>          | <b>+27</b>                  | <b>-111</b> | <b>-4</b>              | <b>-115</b>     | <b>-92</b>             |            | <b>+1</b>       | <b>+2</b>   | <b>-90</b>            |       |
| CHO 1                                       | +0.1%                 | +5          | +1          | +5         | -3           | +0                     | +3               | +1                     | +3                                | -2                         | +3                  | -3                         | +0                       | +3                  | +0                  | +0                          | +0          | -0             | +1            | +1        | +1          | -0                                 | +2                       | -0                                    | -2                  | -3                          | -5          | -6                     | -1              | -7                     | -11        | +17             |             | +2                    | +9    |
| CHO 2                                       | -0.5%                 | -28         | -1          | +0         | -1           | -0                     | -3               | +9                     | +4                                | +0                         | +3                  | -0                         |                          | +16                 | +4                  | +0                          | +1          | +1             | +0            | +0        | +3          | +9                                 | +2                       | +2                                    | -7                  | -3                          | +4          | -1                     | +4              | -33                    | -20        |                 | +3          | -51                   |       |
| CHO 3                                       | -0.5%                 | -22         | +1          | -1         | +0           | -1                     | -1               | -2                     | +6                                | -5                         | +5                  | +4                         | -1                       | +8                  | -1                  | +1                          | +2          | +0             | -12           | +0        | -1          | -11                                | +1                       | +3                                    | -3                  | +0                          | +0          | -0                     | -17             | -2                     |            |                 | +1          | -18                   |       |
| CHO 4                                       | +1.3%                 | +112        | +6          | -1         | +12          | +21                    | +39              | +13                    | -0                                | -24                        | +12                 | -2                         |                          | -1                  | +9                  |                             | +3          | +2             | +1            | +1        | +3          | +17                                | +2                       | +1                                    | -5                  | -3                          | +8          | +0                     | +8              | -21                    | +40        |                 | +34         | +53                   |       |
| CHO 5                                       | +0.2%                 | +11         | -2          | -3         | +9           | +19                    | +23              | +15                    | +7                                | -5                         | +2                  | -17                        | -1                       | +1                  | -16                 | -0                          | +6          | +1             | -0            | +0        | +1          | -8                                 | +0                       | +11                                   | -7                  | -4                          | -26         | -7                     | -33             | -2                     | +23        |                 | +2          | +23                   |       |
| CHO 6                                       | +0.2%                 | +5          | +0          | +3         | +1           | -0                     | +3               | +0                     | +0                                | -0                         | -1                  | -0                         |                          | +4                  | +4                  | -1                          | +9          | +0             | +0            | +0        | +0          | +16                                | -0                       | +11                                   | -4                  | -3                          | -4          | -16                    | -2              |                        |            |                 | +4          | +2                    |       |
| CHO 7                                       | +0.5%                 | +35         | +0          | -2         | +0           | +3                     | +1               | +4                     | -1                                | -11                        | +15                 | -11                        | +0                       | -5                  | -2                  | +1                          | +2          | +0             | +1            | -1        | -0          | +1                                 | +0                       | -1                                    | -2                  | -3                          | +0          | +0                     | +36             | -1                     |            | +6              | +40         |                       |       |
| CHO 8                                       | -0.4%                 | -23         | +1          | -1         | -0           | -1                     | -2               | +1                     | -2                                | -6                         | -4                  | -13                        | -2                       | -25                 | +3                  | +1                          | -1          | +0             | +3            | +0        | +0          | +7                                 | +1                       | -5                                    | +3                  | -1                          | -1          | -0                     | -2              | -3                     |            | +1              | -0          |                       |       |
| CHO 9                                       | +0.8%                 | +56         | +1          | +1         | +5           | +1                     | +7               | -7                     | +1                                | -19                        | +18                 | -27                        | -0                       | -34                 | +11                 | -1                          | +13         | +3             | +2            | +2        | -1          | +29                                | +1                       | +8                                    | +9                  | +18                         | -16         | +0                     | -16             | +48                    |            |                 | +2          | +51                   |       |
| other Community Services                    | +0.2%                 | +2          | +0          |            |              | -0                     | +0               | -1                     | -1                                | +1                         |                     |                            | -1                       | -0                  | -0                  | -0                          | +1          | -1             | -1            |           | -1          | +0                                 | +1                       | -4                                    | +2                  | -2                          | -0          | +2                     | +2              | +2                     |            |                 | -0          | +2                    |       |
| <b>Community Services</b>                   | <b>+0.3%</b>          | <b>+153</b> | <b>+8</b>   | <b>-1</b>  | <b>+24</b>   | <b>+41</b>             | <b>+71</b>       | <b>+35</b>             | <b>+15</b>                        | <b>-66</b>                 | <b>+52</b>          | <b>-69</b>                 | <b>-2</b>                | <b>-35</b>          | <b>+12</b>          | <b>+1</b>                   | <b>+32</b>  | <b>+10</b>     | <b>-0</b>     | <b>+4</b> | <b>+5</b>   | <b>+64</b>                         | <b>+8</b>                | <b>+12</b>                            | <b>-17</b>          | <b>+3</b>                   | <b>-56</b>  | <b>-5</b>              | <b>-61</b>      | <b>-1</b>              | <b>+58</b> |                 | <b>+54</b>  | <b>+111</b>           |       |
| Health & Wellbeing                          | +0.4%                 | +2          | +0          | +0         |              | +1                     | +2               | +1                     | +0                                | -1                         | -1                  |                            |                          | +0                  | -1                  | +1                          |             |                |               | -0        | -0          | -0                                 | -1                       | -0                                    | -1                  |                             |             |                        |                 |                        |            |                 | +1          | +1                    |       |
| Corporate                                   | +0.6%                 | +19         | +0          | +3         | -1           | -0                     | +1               | -0                     | -0                                | +0                         | -0                  |                            | +3                       | +3                  | +0                  |                             |             | +0             |               |           | +1          | +4                                 | +5                       | -1                                    | +7                  | +13                         | +0          |                        | +0              | -2                     |            |                 | -2          | -4                    |       |
| Health Business Services                    | +0.8%                 | +12         |             |            |              |                        |                  |                        |                                   |                            |                     |                            |                          |                     |                     |                             |             |                |               |           | -1          | -1                                 | +1                       | +4                                    | +5                  | +11                         | +4          | -1                     | +2              |                        |            |                 |             | +1                    |       |
| <b>H&amp;WB, Corporate &amp; National S</b> | <b>+0.6%</b>          | <b>+33</b>  | <b>+0</b>   | <b>+3</b>  | <b>-1</b>    | <b>+1</b>              | <b>+3</b>        | <b>+1</b>              | <b>-0</b>                         | <b>-0</b>                  | <b>-1</b>           | <b>-0</b>                  | <b>+3</b>                | <b>+3</b>           | <b>-0</b>           | <b>+1</b>                   | <b>+0</b>   | <b>+0</b>      | <b>-0</b>     | <b>+0</b> | <b>+4</b>   | <b>+4</b>                          | <b>+0</b>                | <b>+10</b>                            | <b>+13</b>          | <b>+23</b>                  | <b>+4</b>   | <b>-1</b>              | <b>+2</b>       | <b>-2</b>              |            |                 | <b>+1</b>   | <b>-3</b>             |       |
|   |                       |             | +1.0%       | +0.8%      | -0.5%        | +6.0%                  | +0.8%            | +0.8%                  | +1.2%                             | -0.0%                      | +3.4%               | -20.5%                     | -1.1%                    | -0.5%               | +0.3%               | -0.3%                       | +1.1%       | +1.3%          | -0.0%         | +0.4%     | +0.3%       | +0.3%                              | +0.3%                    | +0.3%                                 | +1.4%               | -0.3%                       | +0.3%       | -1.9%                  | -0.8%           | -1.7%                  | -0.5%      | +1.7%           | -0.1%       | +2.0%                 | +0.1% |

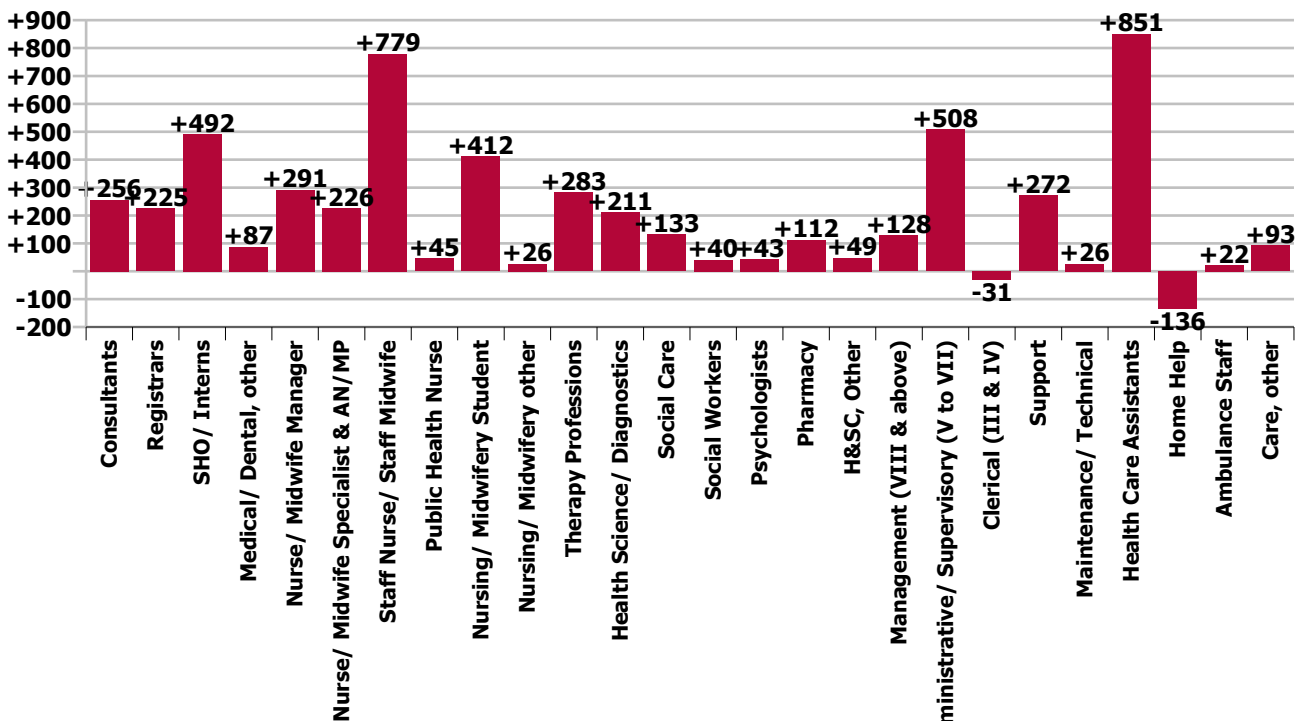
Year-on-year Summary

| WTE change since Sep 19               | % change since Sep 19 | overall       | Consultants | Registrars  | SHO/ Interns | Medical/ Dental, other | Medical & Dental | Nurse/ Midwife Manager | Nurse/ Midwife Specialist & AN/MP | Staff Nurse/ Staff Midwife | Public Health Nurse | Nursing/ Midwifery Student | Nursing/ Midwifery other | Nursing & Midwifery | Therapy Professions | Health Science/ Diagnostics | Social Care | Social Workers | Psychologists | Pharmacy    | H&SC, Other | Health & Social Care Professionals | Management (VIII & above) | Administrative Supervisory (V to VII) | Clerical (III & IV) | Management & Administrative | Support     | Maintenance/ Technical | General Support | Health Care Assistants | Home Help   | Ambulance Staff | Care, other | Patient & Client Care |
|---------------------------------------|-----------------------|---------------|-------------|-------------|--------------|------------------------|------------------|------------------------|-----------------------------------|----------------------------|---------------------|----------------------------|--------------------------|---------------------|---------------------|-----------------------------|-------------|----------------|---------------|-------------|-------------|------------------------------------|---------------------------|---------------------------------------|---------------------|-----------------------------|-------------|------------------------|-----------------|------------------------|-------------|-----------------|-------------|-----------------------|
| <b>Overall</b>                        | <b>+4.6%</b>          | <b>+5,442</b> | <b>+256</b> | <b>+225</b> | <b>+492</b>  | <b>+87</b>             | <b>+1,060</b>    | <b>+291</b>            | <b>+226</b>                       | <b>+779</b>                | <b>+45</b>          | <b>+412</b>                | <b>+26</b>               | <b>+1,779</b>       | <b>+283</b>         | <b>+211</b>                 | <b>+133</b> | <b>+40</b>     | <b>+43</b>    | <b>+112</b> | <b>+49</b>  | <b>+870</b>                        | <b>+128</b>               | <b>+508</b>                           | <b>-31</b>          | <b>+605</b>                 | <b>+272</b> | <b>+26</b>             | <b>+298</b>     | <b>+851</b>            | <b>-136</b> | <b>+22</b>      | <b>+93</b>  | <b>+829</b>           |
| National Ambulance Service            | +1.5%                 | +28           |             |             | +0           |                        | +0               |                        |                                   | -1                         |                     |                            |                          | -1                  |                     |                             |             |                |               |             |             | +4                                 | +5                        | -2                                    | +7                  | +0                          |             |                        | +0              | +81                    |             |                 | -1          | +21                   |
| Children's Health Ireland             | +4.1%                 | +145          | +12         | +11         | +4           |                        | +27              | +9                     | +18                               | +35                        |                     | -18                        | +1                       | +46                 | +13                 | +11                         |             | +2             | +6            | +6          | +2          | +39                                | +7                        | +13                                   | -15                 | +5                          | +7          |                        | +7              | +23                    |             |                 | -1          | +21                   |
| Dublin Midlands Hospital Group        | +5.2%                 | +559          | +43         | +33         | +49          | +0                     | +124             | +20                    | +24                               | +98                        |                     | +73                        | +4                       | +220                | +14                 | +46                         |             | +7             | +1            | +17         | +6          | +92                                | +8                        | +28                                   | +5                  | +41                         | +3          | +5                     | +8              | +75                    |             |                 | +0          | +75                   |
| Ireland East Hospital Group           | +6.7%                 | +805          | +51         | +53         | +100         | +4                     | +207             | +85                    | +25                               | +79                        |                     | +58                        | +1                       | +248                | +54                 | +46                         |             | +3             | +3            | +2          | +8          | +116                               | +4                        | +85                                   | +1                  | +90                         | -29         | +3                     | -26             | +168                   |             |                 | +2          | +170                  |
| RCSI Hospitals Group                  | +6.0%                 | +574          | +21         | +20         | +69          | +2                     | +112             | +36                    | +28                               | +161                       |                     | +54                        | +2                       | +281                | +31                 | +6                          |             | -1             | +2            | +23         | -3          | +57                                | +7                        | +44                                   | -15                 | +36                         | +14         | +9                     | +23             | +68                    |             |                 | -3          | +65                   |
| Saolta University Hospital Care       | +5.5%                 | +509          | +25         | +40         | +97          | +0                     | +163             | +7                     | +14                               | +23                        | -0                  | +97                        | +0                       | +86                 | +15                 | +20                         | +0          | +2             | +0            | +20         | +1          | +59                                | +4                        | +42                                   | -3                  | +42                         | +69         | -6                     | +64             | +76                    |             |                 | +19         | +95                   |
| South/South West Hospital Group       | +7.8%                 | +825          | +43         | +18         | +88          | +3                     | +152             | +7                     | +13                               | +211                       |                     | +69                        | +1                       | +301                | +24                 | +68                         |             | -0             |               | +11         | +2          | +105                               | +4                        | +45                                   | -5                  | +45                         | +61         | +5                     | +65             | +155                   |             |                 | +1          | +157                  |
| University of Limerick Hospital Group | +6.3%                 | +260          | +20         | +23         | +65          | +0                     | +108             | +2                     | +4                                | +43                        |                     | +6                         | -0                       | +56                 | +10                 | +11                         |             | +0             | +2            | +3          | +3          | +23                                | +2                        | +13                                   | +10                 | +24                         | +236        | -1                     | +236            | -186                   |             |                 | -1          | -187                  |
| other Acute Services                  | +15.5%                | +84           | +1          | +4          | +1           |                        | +6               | +3                     | +0                                | +21                        |                     | -1                         | -1                       | +23                 | +13                 | -0                          |             | +2             | +1            | +2          | +0          | +18                                | +4                        | +5                                    | +3                  | +13                         | +13         | +4                     | +17             | +8                     |             |                 |             | +8                    |
| <b>Acute Services</b>                 | <b>+6.1%</b>          | <b>+3,788</b> | <b>+216</b> | <b>+201</b> | <b>+472</b>  | <b>+10</b>             | <b>+899</b>      | <b>+170</b>            | <b>+127</b>                       | <b>+669</b>                | <b>-0</b>           | <b>+285</b>                | <b>+8</b>                | <b>+1,259</b>       | <b>+175</b>         | <b>+207</b>                 | <b>+0</b>   | <b>+14</b>     | <b>+15</b>    | <b>+85</b>  | <b>+12</b>  | <b>+508</b>                        | <b>+44</b>                | <b>+281</b>                           | <b>-21</b>          | <b>+304</b>                 | <b>+375</b> | <b>+19</b>             | <b>+394</b>     | <b>+386</b>            |             | <b>+23</b>      | <b>+16</b>  | <b>+425</b>           |
| CHO 1                                 | +3.9%                 | +211          | +5          | +1          | -1           | -1                     | +4               | +10                    | +11                               | -0                         | -0                  | +43                        | +2                       | +66                 | +13                 | +0                          | +0          | +4             | +5            | +5          | +1          | +21                                | +2                        | +30                                   | +12                 | +45                         | -2          | -1                     | -3              | +81                    |             |                 | +5          | +78                   |
| CHO 2                                 | +1.8%                 | +100          | +6          | +15         | +6           | +3                     | +29              | +20                    | +12                               | +5                         | +6                  | +17                        | +1                       | +61                 | +15                 | +1                          | +13         | +2             | +3            | -1          | -3          | +29                                | +1                        | +12                                   | -27                 | -15                         | -9          | -1                     | -10             | +38                    | -36         |                 | +3          | +5                    |
| CHO 3                                 | +2.9%                 | +127          | +2          | -1          | -5           | +2                     | -1               | +20                    | +7                                | -19                        | +                   |                            |                          |                     |                     |                             |             |                |               |             |             |                                    |                           |                                       |                     |                             |             |                        |                 |                        |             |                 |             |                       |

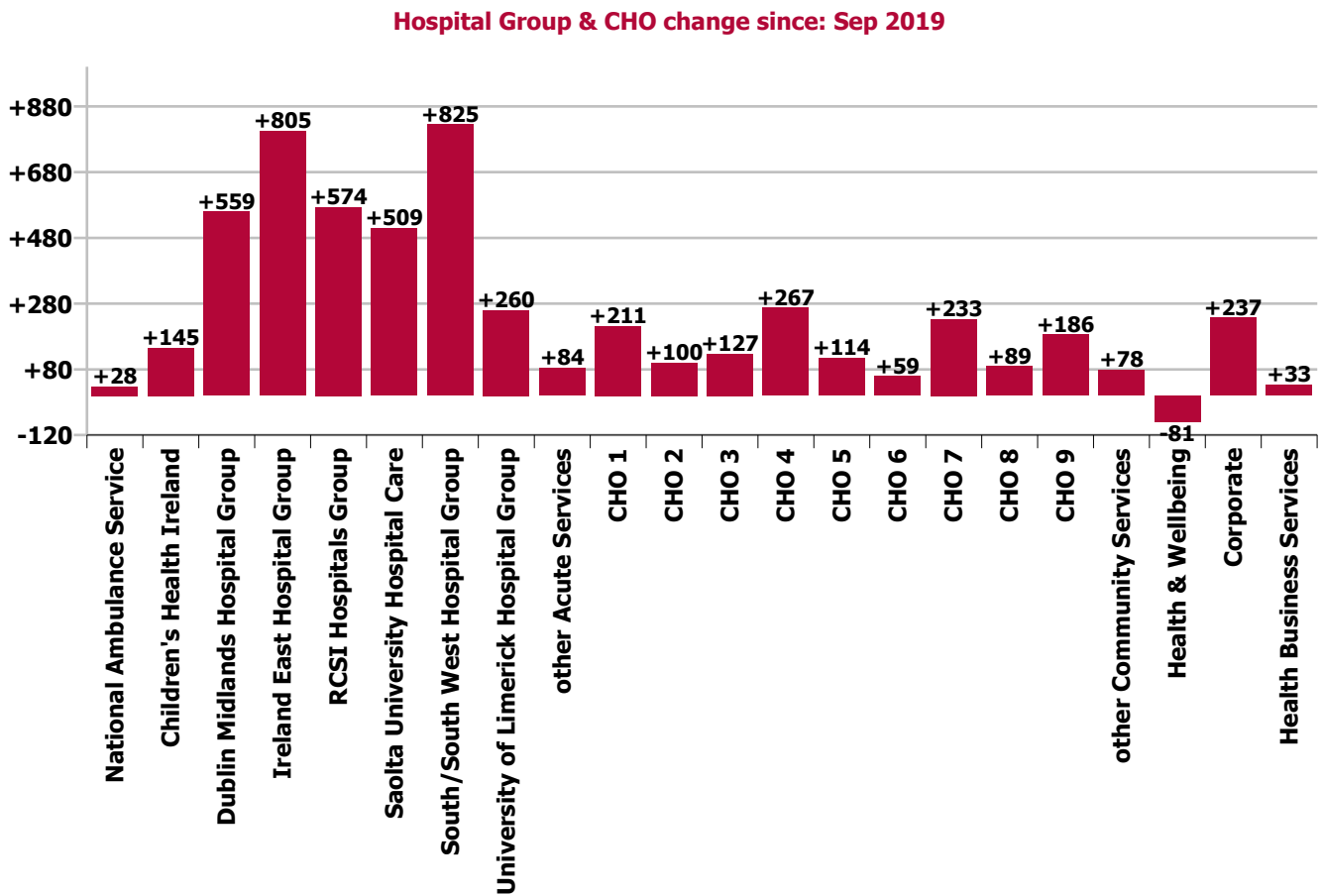
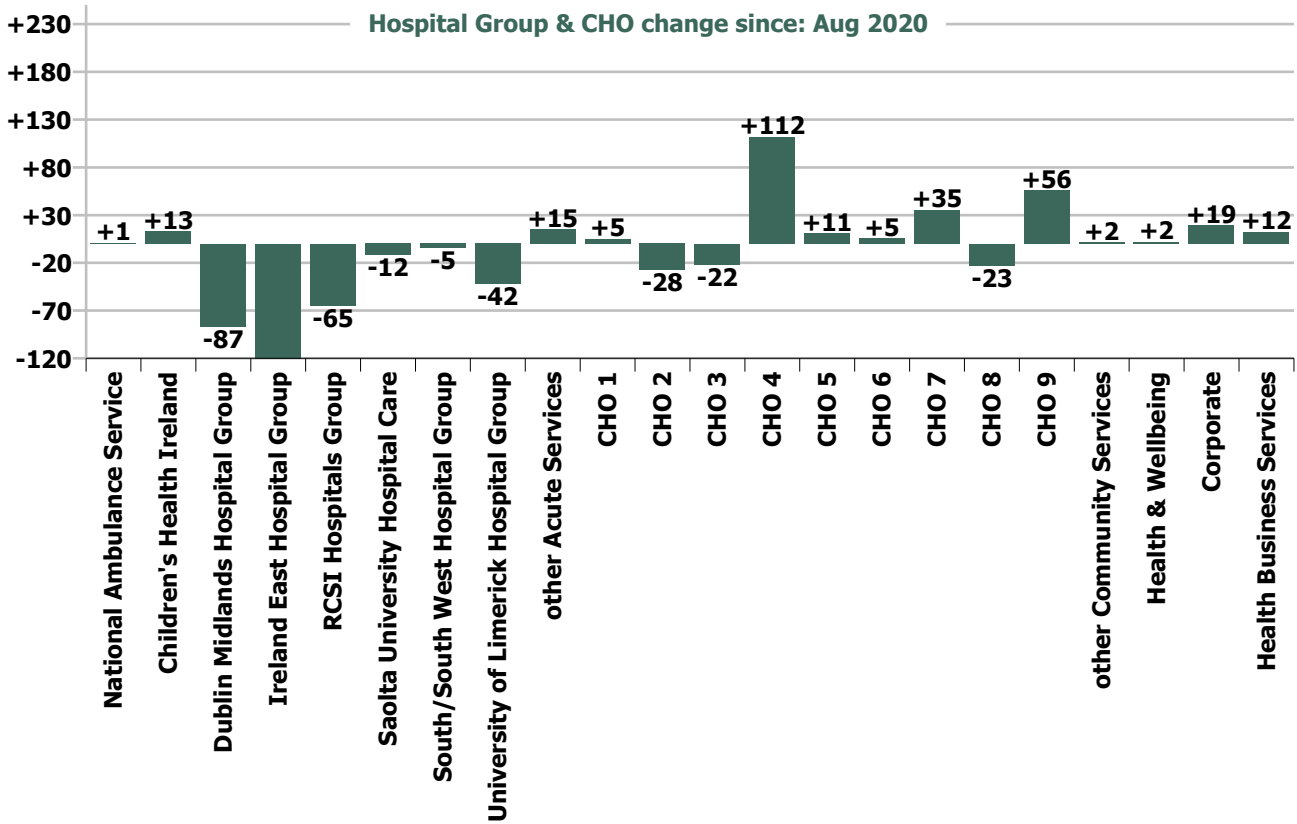
Staff Group change since: Aug 2020



Staff Group change since: Sep 2019







## Longitudinal Employment Levels by Grade Group - Oct 2013 to Sep 2020

| Sep 2020 (Dec 2019 figure: 119,817)          | WTE Sep 2020   | WTE change since Oct 13 | WTE change since Dec 16 | WTE change since Dec 17 | WTE change since Dec 18 | WTE change since Dec 19 | % change since Oct 13 | % change since Dec 16 | % change since Dec 17 | % change since Dec 18 | % change since Dec 19 |
|--|----------------|-------------------------|-------------------------|-------------------------|-------------------------|-------------------------|-----------------------|-----------------------|-----------------------|-----------------------|-----------------------|
| <b>Overall</b>                               | <b>124,568</b> | <b>+24,192</b>          | <b>+14,311</b>          | <b>+10,273</b>          | <b>+6,711</b>           | <b>+4,751</b>           | <b>+24.1%</b>         | <b>+13.0%</b>         | <b>+9.0%</b>          | <b>+5.7%</b>          | <b>+4.0%</b>          |
| Consultant Anaesthesia                       | 425            | +75                     | +52                     | +36                     | +31                     | +18                     | +21.5%                | +13.9%                | +9.2%                 | +8.0%                 | +4.4%                 |
| Consultant Dentistry                         | 16             | +2                      | +1                      | +0                      | -1                      | -1                      | +11.4%                | +8.0%                 | +0.7%                 | -7.1%                 | -5.1%                 |
| Consultant Emergency Medicine                | 118            | +43                     | +26                     | +20                     | +21                     | +10                     | +56.1%                | +28.6%                | +20.7%                | +21.5%                | +9.6%                 |
| Consultant Intensive Care Medicine           | 18             | +15                     | +15                     | +12                     | +3                      | +2                      | +511.7%               | +511.7%               | +205.8%               | +23.5%                | +14.7%                |
| Consultant Medicine                          | 905            | +318                    | +181                    | +150                    | +115                    | +76                     | +54.2%                | +25.1%                | +19.8%                | +14.5%                | +9.2%                 |
| Consultant Obstetrics & Gynaecology          | 171            | +49                     | +32                     | +21                     | +14                     | +10                     | +40.4%                | +22.7%                | +13.7%                | +9.1%                 | +6.2%                 |
| Consultant Paediatrics                       | 217            | +84                     | +60                     | +45                     | +35                     | +20                     | +62.9%                | +38.0%                | +26.4%                | +19.3%                | +9.9%                 |
| Consultant Pathology                         | 273            | +65                     | +43                     | +34                     | +24                     | +14                     | +31.0%                | +18.9%                | +14.2%                | +9.5%                 | +5.5%                 |
| Consultant Psychiatry                        | 425            | +78                     | +63                     | +61                     | +51                     | +18                     | +22.4%                | +17.5%                | +16.7%                | +13.7%                | +4.5%                 |
| Consultant Radiology                         | 297            | +56                     | +29                     | +27                     | +11                     | +2                      | +23.5%                | +11.0%                | +9.9%                 | +4.0%                 | +0.5%                 |
| Consultant Surgery                           | 580            | +132                    | +82                     | +70                     | +46                     | +27                     | +29.5%                | +16.5%                | +13.7%                | +8.6%                 | +4.9%                 |
| Consultant, Other                            |                | -1                      | -1                      |                         |                         | -1                      | -100.0%               | -100.0%               | -100.0%               | -100.0%               | -100.0%               |
| <b>Consultants</b>                           | <b>3,446</b>   | <b>+916</b>             | <b>+585</b>             | <b>+476</b>             | <b>+351</b>             | <b>+196</b>             | <b>+36.2%</b>         | <b>+20.4%</b>         | <b>+16.0%</b>         | <b>+11.3%</b>         | <b>+6.0%</b>          |
| Registrar                                    | 2,386          | +712                    | +406                    | +312                    | +204                    | +115                    | +42.5%                | +20.5%                | +15.1%                | +9.4%                 | +5.0%                 |
| Senior Registrar                             | 234            | +135                    | +48                     | +59                     | +33                     | +23                     | +136.9%               | +25.6%                | +33.6%                | +16.1%                | +11.1%                |
| Specialist Registrar                         | 1,281          | +490                    | +317                    | +213                    | +188                    | +83                     | +62.0%                | +32.9%                | +20.0%                | +17.2%                | +6.9%                 |
| <b>Registrars</b>                            | <b>3,901</b>   | <b>+1,338</b>           | <b>+770</b>             | <b>+584</b>             | <b>+425</b>             | <b>+221</b>             | <b>+52.2%</b>         | <b>+24.6%</b>         | <b>+17.6%</b>         | <b>+12.2%</b>         | <b>+6.0%</b>          |
| Interns                                      | 992            | +372                    | +279                    | +272                    | +262                    | +266                    | +60.0%                | +39.2%                | +37.8%                | +35.8%                | +36.6%                |
| Senior House Officer                         | 2,589          | +811                    | +372                    | +294                    | +243                    | +199                    | +45.6%                | +16.8%                | +12.8%                | +10.4%                | +8.3%                 |
| <b>SHO/ Interns</b>                          | <b>3,581</b>   | <b>+1,183</b>           | <b>+651</b>             | <b>+566</b>             | <b>+505</b>             | <b>+465</b>             | <b>+49.3%</b>         | <b>+22.2%</b>         | <b>+18.8%</b>         | <b>+16.4%</b>         | <b>+14.9%</b>         |
| Dentists                                     | 307            | -17                     | -11                     | -6                      | -9                      | -4                      | -5.2%                 | -3.4%                 | -1.9%                 | -2.7%                 | -1.3%                 |
| Other Medical                                | 562            | +92                     | +78                     | +55                     | +57                     | +61                     | +19.6%                | +16.1%                | +10.8%                | +11.4%                | +12.2%                |
| <b>Medical/ Dental, other</b>                | <b>869</b>     | <b>+75</b>              | <b>+67</b>              | <b>+49</b>              | <b>+49</b>              | <b>+57</b>              | <b>+9.5%</b>          | <b>+8.4%</b>          | <b>+5.9%</b>          | <b>+6.0%</b>          | <b>+7.0%</b>          |
| <b>Medical &amp; Dental</b>                  | <b>11,796</b>  | <b>+3,512</b>           | <b>+2,074</b>           | <b>+1,675</b>           | <b>+1,329</b>           | <b>+939</b>             | <b>+42.4%</b>         | <b>+21.3%</b>         | <b>+16.5%</b>         | <b>+12.7%</b>         | <b>+8.6%</b>          |
| Clinical Nurse/ Midwife Manager              | 7,000          | +1,675                  | +815                    | +699                    | +367                    | +255                    | +31.5%                | +13.2%                | +11.1%                | +5.5%                 | +3.8%                 |
| Director Nursing/Midwifery, Assistant        | 991            | +309                    | +163                    | +128                    | +96                     | +51                     | +45.2%                | +19.7%                | +14.8%                | +10.7%                | +5.4%                 |
| Director of Nursing/Midwifery                | 305            | +91                     | +39                     | +36                     | +34                     | +7                      | +42.4%                | +14.8%                | +13.3%                | +12.7%                | +2.4%                 |
| <b>Nurse/ Midwife Manager</b>                | <b>8,297</b>   | <b>+2,075</b>           | <b>+1,018</b>           | <b>+863</b>             | <b>+497</b>             | <b>+312</b>             | <b>+33.3%</b>         | <b>+14.0%</b>         | <b>+11.6%</b>         | <b>+6.4%</b>          | <b>+3.9%</b>          |
| Advanced Nurse/ Midwife Practitioner         | 464            | +368                    | +300                    | +241                    | +154                    | +79                     | +384.8%               | +183.3%               | +108.0%               | +49.9%                | +20.5%                |
| Clinical Nurse/ Midwife Specialist           | 1,721          | +585                    | +305                    | +237                    | +170                    | +109                    | +51.5%                | +21.6%                | +16.0%                | +11.0%                | +6.8%                 |
| <b>Nurse/ Midwife Specialist &amp; AN/MP</b> | <b>2,184</b>   | <b>+953</b>             | <b>+605</b>             | <b>+478</b>             | <b>+324</b>             | <b>+188</b>             | <b>+77.4%</b>         | <b>+38.3%</b>         | <b>+28.0%</b>         | <b>+17.4%</b>         | <b>+9.4%</b>          |
| Graduate Nursing/ Midwifery                  |                | -216                    |                         |                         |                         |                         | -100.0%               | -100.0%               | -100.0%               | -100.0%               | -100.0%               |
| Nursing Bank                                 | 14             | -92                     | -31                     | -33                     | -23                     | -17                     | -86.5%                | -68.4%                | -69.8%                | -62.1%                | -53.5%                |
| Staff Midwives                               | 1,428          | +140                    | -32                     | -17                     | -58                     | -37                     | +10.8%                | -2.2%                 | -1.2%                 | -3.9%                 | -2.5%                 |
| Staff Nurse [Intellectual Disability]        | 1,636          | -123                    | -93                     | -71                     | -55                     | +35                     | -7.0%                 | -5.4%                 | -4.1%                 | -3.2%                 | +2.2%                 |

| Sep 2020 (Dec 2019 figure: 119,817)      | WTE Sep 2020   | WTE change since Oct 13 | WTE change since Dec 16 | WTE change since Dec 17 | WTE change since Dec 18 | WTE change since Dec 19 | % change since Oct 13 | % change since Dec 16 | % change since Dec 17 | % change since Dec 18 | % change since Dec 19 |
|--|----------------|-------------------------|-------------------------|-------------------------|-------------------------|-------------------------|-----------------------|-----------------------|-----------------------|-----------------------|-----------------------|
| <b>Overall</b>                           | <b>124,568</b> | <b>+24,192</b>          | <b>+14,311</b>          | <b>+10,273</b>          | <b>+6,711</b>           | <b>+4,751</b>           | <b>+24.1%</b>         | <b>+13.0%</b>         | <b>+9.0%</b>          | <b>+5.7%</b>          | <b>+4.0%</b>          |
| Staff Nurse [Psychiatric]                | 2,949          | -383                    | -237                    | -199                    | -122                    | -69                     | -11.5%                | -7.4%                 | -6.3%                 | -4.0%                 | -2.3%                 |
| Staff Nurses [General/ Children's]       | 19,951         | +2,394                  | +1,603                  | +982                    | +642                    | +374                    | +13.6%                | +8.7%                 | +5.2%                 | +3.3%                 | +1.9%                 |
| <b>Staff Nurse/ Staff Midwife</b>        | <b>25,978</b>  | <b>+1,720</b>           | <b>+1,210</b>           | <b>+663</b>             | <b>+384</b>             | <b>+286</b>             | <b>+7.1%</b>          | <b>+4.9%</b>          | <b>+2.6%</b>          | <b>+1.5%</b>          | <b>+1.1%</b>          |
| <b>Public Health Nurse</b>               | <b>1,548</b>   | <b>+60</b>              | <b>+50</b>              | <b>+34</b>              | <b>+8</b>               | <b>+11</b>              | <b>+4.1%</b>          | <b>+3.3%</b>          | <b>+2.3%</b>          | <b>+0.5%</b>          | <b>+0.7%</b>          |
| Pre-registration Nurse/ Midwife Intern   | 14             | -274                    | -78                     | -86                     | -120                    | -125                    | -95.2%                | -85.0%                | -86.2%                | -89.7%                | -90.0%                |
| Pre-registration Nurse Intern (COVID-19) | 950            | +950                    | +950                    | +950                    | +950                    | +950                    | -100.0%               | -100.0%               | -100.0%               | -100.0%               | -100.0%               |
| Post-registration Nurse/ Midwife Student | 188            | -32                     | -82                     | -92                     | -77                     | -105                    | -14.7%                | -30.3%                | -32.9%                | -29.1%                | -35.8%                |
| Nursing/ Midwifery awaiting registration | 102            | +102                    | +59                     | -18                     | -32                     | -111                    | -100.0%               | +136.6%               | -14.9%                | -23.8%                | -52.2%                |
| <b>Nursing/ Midwifery Student</b>        | <b>1,254</b>   | <b>+745</b>             | <b>+849</b>             | <b>+754</b>             | <b>+721</b>             | <b>+610</b>             | <b>+146.4%</b>        | <b>+209.5%</b>        | <b>+150.7%</b>        | <b>+135.3%</b>        | <b>+94.7%</b>         |
| Nursing Education/Clinical               | 312            | +51                     | +55                     | +57                     | +44                     | +13                     | +19.5%                | +21.2%                | +22.2%                | +16.4%                | +4.2%                 |
| Other Nursing/ Midwifery                 | 48             | -0                      | +1                      | -4                      | +0                      | -2                      | -0.7%                 | +2.0%                 | -6.8%                 | +0.1%                 | -3.7%                 |
| <b>Nursing/ Midwifery other</b>          | <b>361</b>     | <b>+51</b>              | <b>+56</b>              | <b>+53</b>              | <b>+44</b>              | <b>+11</b>              | <b>+16.3%</b>         | <b>+18.2%</b>         | <b>+17.3%</b>         | <b>+13.9%</b>         | <b>+3.1%</b>          |
| <b>Nursing &amp; Midwifery</b>           | <b>39,622</b>  | <b>+5,604</b>           | <b>+3,787</b>           | <b>+2,845</b>           | <b>+1,978</b>           | <b>+1,417</b>           | <b>+16.5%</b>         | <b>+10.6%</b>         | <b>+7.7%</b>          | <b>+5.3%</b>          | <b>+3.7%</b>          |
| Dietitians                               | 621            | +238                    | +128                    | +107                    | +40                     | +47                     | +62.2%                | +26.0%                | +20.7%                | +6.8%                 | +8.2%                 |
| Occupational Therapists                  | 1,669          | +430                    | +194                    | +140                    | +85                     | +69                     | +34.8%                | +13.1%                | +9.2%                 | +5.3%                 | +4.3%                 |
| Orthoptists                              | 35             | +10                     | +7                      | +2                      | +1                      | -0                      | +39.0%                | +24.5%                | +6.4%                 | +2.9%                 | -0.8%                 |
| Physiotherapists                         | 1,948          | +454                    | +219                    | +139                    | +99                     | +97                     | +30.4%                | +12.7%                | +7.7%                 | +5.4%                 | +5.2%                 |
| Podiatrists & Chiropodists               | 83             | +35                     | +15                     | +14                     | +13                     | +11                     | +72.2%                | +22.7%                | +20.1%                | +18.3%                | +15.5%                |
| Speech & Language Therapists             | 1,139          | +322                    | +109                    | +36                     | +26                     | +36                     | +39.5%                | +10.6%                | +3.3%                 | +2.3%                 | +3.3%                 |
| <b>Therapy Professions</b>               | <b>5,495</b>   | <b>+1,490</b>           | <b>+672</b>             | <b>+438</b>             | <b>+263</b>             | <b>+261</b>             | <b>+37.2%</b>         | <b>+13.9%</b>         | <b>+8.7%</b>          | <b>+5.0%</b>          | <b>+5.0%</b>          |
| Audiology                                | 79             | +21                     | +6                      | +1                      | +2                      | +8                      | +36.1%                | +8.1%                 | +0.9%                 | +3.1%                 | +10.9%                |
| Biochemists                              | 78             | +0                      | +12                     | +8                      | -1                      | -1                      | +0.6%                 | +18.1%                | +11.4%                | -1.1%                 | -1.2%                 |
| Clinical Engineering                     | 171            | +29                     | +25                     | +19                     | +16                     | +7                      | +20.2%                | +17.1%                | +12.1%                | +10.3%                | +4.3%                 |
| Clinical Measurement                     | 407            | +110                    | +53                     | +50                     | +38                     | +23                     | +37.1%                | +14.8%                | +14.0%                | +10.4%                | +6.0%                 |
| Dosimetrists                             | 14             | +6                      | +4                      | +5                      | +3                      | +1                      | +84.1%                | +36.5%                | +60.2%                | +31.8%                | +7.9%                 |
| Medical Laboratory                       | 2,115          | +286                    | +91                     | +81                     | +71                     | +80                     | +15.6%                | +4.5%                 | +4.0%                 | +3.5%                 | +3.9%                 |
| Perfusionists                            | 20             | +1                      | +1                      | -0                      | +1                      | -1                      | +6.2%                 | +7.6%                 | -1.9%                 | +2.6%                 | -6.4%                 |
| Phlebotomists                            | 179            | +37                     | +25                     | +18                     | +18                     | +6                      | +25.9%                | +15.8%                | +11.1%                | +11.4%                | +3.8%                 |
| Physicists                               | 191            | +53                     | +30                     | +29                     | +2                      | +3                      | +38.4%                | +18.4%                | +18.2%                | +0.8%                 | +1.4%                 |
| Radiation Therapists                     | 207            | +84                     | +20                     | +22                     | +15                     | +8                      | +68.5%                | +10.4%                | +11.7%                | +7.9%                 | +4.1%                 |
| Radiographers                            | 1,306          | +290                    | +186                    | +143                    | +99                     | +77                     | +28.6%                | +16.6%                | +12.3%                | +8.2%                 | +6.2%                 |
| <b>Health Science/ Diagnostics</b>       | <b>4,769</b>   | <b>+918</b>             | <b>+451</b>             | <b>+376</b>             | <b>+265</b>             | <b>+211</b>             | <b>+23.8%</b>         | <b>+10.5%</b>         | <b>+8.6%</b>          | <b>+5.9%</b>          | <b>+4.6%</b>          |
| Social Care                              | 2,819          | +875                    | +498                    | +352                    | +212                    | +109                    | +45.0%                | +21.5%                | +14.3%                | +8.1%                 | +4.0%                 |
| <b>Social Care</b>                       | <b>2,819</b>   | <b>+875</b>             | <b>+498</b>             | <b>+352</b>             | <b>+212</b>             | <b>+109</b>             | <b>+45.0%</b>         | <b>+21.5%</b>         | <b>+14.3%</b>         | <b>+8.1%</b>          | <b>+4.0%</b>          |
| Social Workers                           | 1,195          | +251                    | +64                     | +47                     | +22                     | +30                     | +26.6%                | +5.7%                 | +4.1%                 | +1.9%                 | +2.6%                 |
| <b>Social Workers</b>                    | <b>1,195</b>   | <b>+251</b>             | <b>+64</b>              | <b>+47</b>              | <b>+22</b>              | <b>+30</b>              | <b>+26.6%</b>         | <b>+5.7%</b>          | <b>+4.1%</b>          | <b>+1.9%</b>          | <b>+2.6%</b>          |
| Psychologists                            | 1,028          | +311                    | +107                    | +63                     | +43                     | +24                     | +43.4%                | +11.6%                | +6.6%                 | +4.4%                 | +2.4%                 |

| Sep 2020 (Dec 2019 figure: 119,817)           | WTE Sep 2020   | WTE change since Oct 13 | WTE change since Dec 16 | WTE change since Dec 17 | WTE change since Dec 18 | WTE change since Dec 19 | % change since Oct 13 | % change since Dec 16 | % change since Dec 17 | % change since Dec 18 | % change since Dec 19 |
|---|----------------|-------------------------|-------------------------|-------------------------|-------------------------|-------------------------|-----------------------|-----------------------|-----------------------|-----------------------|-----------------------|
| <b>Overall</b>                                | <b>124,568</b> | <b>+24,192</b>          | <b>+14,311</b>          | <b>+10,273</b>          | <b>+6,711</b>           | <b>+4,751</b>           | <b>+24.1%</b>         | <b>+13.0%</b>         | <b>+9.0%</b>          | <b>+5.7%</b>          | <b>+4.0%</b>          |
| <b>Psychologists</b>                          | <b>1,028</b>   | <b>+311</b>             | <b>+107</b>             | <b>+63</b>              | <b>+43</b>              | <b>+24</b>              | <b>+43.4%</b>         | <b>+11.6%</b>         | <b>+6.6%</b>          | <b>+4.4%</b>          | <b>+2.4%</b>          |
| Pharmacy                                      | 1,123          | +444                    | +269                    | +224                    | +148                    | +85                     | +65.4%                | +31.5%                | +25.0%                | +15.1%                | +8.2%                 |
| <b>Pharmacy</b>                               | <b>1,123</b>   | <b>+444</b>             | <b>+269</b>             | <b>+224</b>             | <b>+148</b>             | <b>+85</b>              | <b>+65.4%</b>         | <b>+31.5%</b>         | <b>+25.0%</b>         | <b>+15.1%</b>         | <b>+8.2%</b>          |
| Counsellor Therapists                         | 235            | +28                     | +12                     | +2                      | +9                      | -2                      | +13.4%                | +5.2%                 | +0.8%                 | +3.8%                 | -1.0%                 |
| Dental Hygienists                             | 61             | +5                      | +5                      | +5                      | +2                      | +2                      | +8.2%                 | +8.2%                 | +9.4%                 | +3.7%                 | +3.7%                 |
| Environmental Health Officers                 | 530            | +44                     | +60                     | +56                     | +55                     | +2                      | +8.9%                 | +12.8%                | +11.8%                | +11.6%                | +0.4%                 |
| HSCP Trainees/ Students                       | 41             | -35                     | -40                     | -45                     | -49                     | -29                     | -45.7%                | -49.0%                | -52.3%                | -54.4%                | -41.1%                |
| Other Health & Social Care                    | 120            | -26                     | -4                      | -9                      | -4                      | -5                      | -17.6%                | -3.2%                 | -7.0%                 | -3.4%                 | -3.7%                 |
| Play Therapists/ Specialists                  | 42             | +1                      | -0                      | -1                      | -4                      | -3                      | +3.0%                 | -1.1%                 | -2.1%                 | -7.7%                 | -7.1%                 |
| <b>H&amp;SC, Other</b>                        | <b>1,030</b>   | <b>+17</b>              | <b>+32</b>              | <b>+8</b>               | <b>+9</b>               | <b>-35</b>              | <b>+1.7%</b>          | <b>+3.2%</b>          | <b>+0.8%</b>          | <b>+0.8%</b>          | <b>-3.3%</b>          |
| <b>Health &amp; Social Care Professionals</b> | <b>17,458</b>  | <b>+4,306</b>           | <b>+2,094</b>           | <b>+1,508</b>           | <b>+962</b>             | <b>+684</b>             | <b>+32.7%</b>         | <b>+13.6%</b>         | <b>+9.5%</b>          | <b>+5.8%</b>          | <b>+4.1%</b>          |
| Executive Management                          | 354            | +182                    | +85                     | +55                     | +33                     | +23                     | +105.9%               | +31.7%                | +18.3%                | +10.2%                | +7.1%                 |
| Senior Management (VIII & GM)                 | 1,576          | +699                    | +400                    | +266                    | +150                    | +64                     | +79.8%                | +34.0%                | +20.3%                | +10.6%                | +4.3%                 |
| <b>Management (VIII &amp; above)</b>          | <b>1,930</b>   | <b>+881</b>             | <b>+485</b>             | <b>+321</b>             | <b>+183</b>             | <b>+88</b>              | <b>+84.1%</b>         | <b>+33.6%</b>         | <b>+20.0%</b>         | <b>+10.5%</b>         | <b>+4.8%</b>          |
| Middle Management (V-VII)                     | 5,610          | +2,024                  | +1,599                  | +1,200                  | +798                    | +448                    | +56.4%                | +39.8%                | +27.2%                | +16.6%                | +8.7%                 |
| Other Administrative                          | 41             | -3                      | +2                      | +1                      | -4                      | +4                      | -6.1%                 | +5.0%                 | +3.2%                 | -8.7%                 | +11.4%                |
| <b>Administrative/ Supervisory (V to VII)</b> | <b>5,651</b>   | <b>+2,021</b>           | <b>+1,601</b>           | <b>+1,201</b>           | <b>+794</b>             | <b>+452</b>             | <b>+55.7%</b>         | <b>+39.5%</b>         | <b>+27.0%</b>         | <b>+16.4%</b>         | <b>+8.7%</b>          |
| <b>Clerical (III &amp; IV)</b>                | <b>11,833</b>  | <b>+1,437</b>           | <b>+562</b>             | <b>+179</b>             | <b>-67</b>              | <b>+28</b>              | <b>+13.8%</b>         | <b>+5.0%</b>          | <b>+1.5%</b>          | <b>-0.6%</b>          | <b>+0.2%</b>          |
| <b>Management &amp; Administrative</b>        | <b>19,414</b>  | <b>+4,339</b>           | <b>+2,648</b>           | <b>+1,701</b>           | <b>+910</b>             | <b>+568</b>             | <b>+28.8%</b>         | <b>+15.8%</b>         | <b>+9.6%</b>          | <b>+4.9%</b>          | <b>+3.0%</b>          |
| Catering                                      | 891            | +35                     | +36                     | +31                     | +33                     | +14                     | +4.1%                 | +4.3%                 | +3.6%                 | +3.8%                 | +1.6%                 |
| Household Services                            | 4,523          | +19                     | +219                    | +246                    | +259                    | +325                    | +0.4%                 | +5.1%                 | +5.8%                 | +6.1%                 | +7.8%                 |
| Other Labs & Associated                       | 434            | +144                    | +105                    | +86                     | +71                     | +49                     | +49.7%                | +32.0%                | +24.8%                | +19.6%                | +12.6%                |
| Other Support                                 | 1,094          | -34                     | -54                     | -67                     | -74                     | -42                     | -3.0%                 | -4.7%                 | -5.8%                 | -6.3%                 | -3.7%                 |
| Portering                                     | 1,643          | +37                     | +20                     | +13                     | +21                     | +4                      | +2.3%                 | +1.2%                 | +0.8%                 | +1.3%                 | +0.3%                 |
| <b>Support</b>                                | <b>8,585</b>   | <b>+201</b>             | <b>+327</b>             | <b>+309</b>             | <b>+310</b>             | <b>+351</b>             | <b>+2.4%</b>          | <b>+4.0%</b>          | <b>+3.7%</b>          | <b>+3.7%</b>          | <b>+4.3%</b>          |
| Maintenance                                   | 1,072          | -137                    | -31                     | -12                     | +3                      | +6                      | -11.3%                | -2.8%                 | -1.1%                 | +0.3%                 | +0.6%                 |
| Technical Services                            | 127            | +50                     | +41                     | +34                     | +16                     | +11                     | +64.3%                | +46.9%                | +36.8%                | +14.6%                | +9.2%                 |
| <b>Maintenance/ Technical</b>                 | <b>1,199</b>   | <b>-87</b>              | <b>+10</b>              | <b>+22</b>              | <b>+20</b>              | <b>+17</b>              | <b>-6.7%</b>          | <b>+0.8%</b>          | <b>+1.9%</b>          | <b>+1.7%</b>          | <b>+1.4%</b>          |
| <b>General Support</b>                        | <b>9,784</b>   | <b>+114</b>             | <b>+337</b>             | <b>+331</b>             | <b>+330</b>             | <b>+368</b>             | <b>+1.2%</b>          | <b>+3.6%</b>          | <b>+3.5%</b>          | <b>+3.5%</b>          | <b>+3.9%</b>          |
| HCA, Nurse's Aide, etc.                       | 17,982         | +5,685                  | +2,598                  | +1,932                  | +1,181                  | +823                    | +46.2%                | +16.9%                | +12.0%                | +7.0%                 | +4.8%                 |
| Health & Social Care Assistants               | 302            | +173                    | +143                    | +130                    | +12                     | +65                     | +134.5%               | +89.6%                | +75.7%                | +4.0%                 | +27.4%                |
| <b>Health Care Assistants</b>                 | <b>18,284</b>  | <b>+5,858</b>           | <b>+2,740</b>           | <b>+2,062</b>           | <b>+1,193</b>           | <b>+888</b>             | <b>+47.1%</b>         | <b>+17.6%</b>         | <b>+12.7%</b>         | <b>+7.0%</b>          | <b>+5.1%</b>          |
| <b>Home Help</b>                              | <b>3,426</b>   | <b>-112</b>             | <b>+252</b>             | <b>-76</b>              | <b>-126</b>             | <b>-143</b>             | <b>-3.2%</b>          | <b>+7.9%</b>          | <b>-2.2%</b>          | <b>-3.6%</b>          | <b>-4.0%</b>          |
| Ambulance Control                             | 187            | +92                     | +25                     | +20                     | +28                     | +7                      | +97.0%                | +15.6%                | +11.9%                | +17.9%                | +3.9%                 |
| Ambulance Education                           | 119            | +86                     | -40                     | -65                     | -65                     | -42                     | +261.9%               | -25.0%                | -35.3%                | -35.2%                | -26.2%                |

| Sep 2020 (Dec 2019 figure: 119,817) | WTE Sep 2020   | WTE change since Oct 13 | WTE change since Dec 16 | WTE change since Dec 17 | WTE change since Dec 18 | WTE change since Dec 19 | % change since Oct 13 | % change since Dec 16 | % change since Dec 17 | % change since Dec 18 | % change since Dec 19 |
|-------------------------------------|----------------|-------------------------|-------------------------|-------------------------|-------------------------|-------------------------|-----------------------|-----------------------|-----------------------|-----------------------|-----------------------|
| <b>Overall</b>                      | <b>124,568</b> | <b>+24,192</b>          | <b>+14,311</b>          | <b>+10,273</b>          | <b>+6,711</b>           | <b>+4,751</b>           | <b>+24.1%</b>         | <b>+13.0%</b>         | <b>+9.0%</b>          | <b>+5.7%</b>          | <b>+4.0%</b>          |
| Ambulance Officers                  | 83             | +9                      | +12                     | +12                     | +7                      | +5                      | +12.1%                | +16.4%                | +16.1%                | +8.7%                 | +6.9%                 |
| Pre-Hospital Care (Ambulance)       | 1,443          | +123                    | +195                    | +122                    | +81                     | +35                     | +9.3%                 | +15.7%                | +9.2%                 | +6.0%                 | +2.5%                 |
| <b>Ambulance Staff</b>              | <b>1,833</b>   | <b>+310</b>             | <b>+192</b>             | <b>+88</b>              | <b>+51</b>              | <b>+5</b>               | <b>+20.4%</b>         | <b>+11.7%</b>         | <b>+5.0%</b>          | <b>+2.9%</b>          | <b>+0.3%</b>          |
| Community Welfare Officers          | 2              | -16                     | -4                      | -3                      | -2                      | -1                      | -90.7%                | -71.8%                | -64.0%                | -54.2%                | -30.7%                |
| Other Care Grades                   | 2,949          | +278                    | +190                    | +142                    | +86                     | +25                     | +10.4%                | +6.9%                 | +5.1%                 | +3.0%                 | +0.9%                 |
| <b>Care, other</b>                  | <b>2,951</b>   | <b>+261</b>             | <b>+186</b>             | <b>+139</b>             | <b>+84</b>              | <b>+25</b>              | <b>+9.7%</b>          | <b>+6.7%</b>          | <b>+5.0%</b>          | <b>+2.9%</b>          | <b>+0.8%</b>          |
| <b>Patient &amp; Client Care</b>    | <b>26,493</b>  | <b>+6,317</b>           | <b>+3,371</b>           | <b>+2,213</b>           | <b>+1,202</b>           | <b>+775</b>             | <b>+31.3%</b>         | <b>+14.6%</b>         | <b>+9.1%</b>          | <b>+4.8%</b>          | <b>+3.0%</b>          |

Source: Health Service Personnel Census