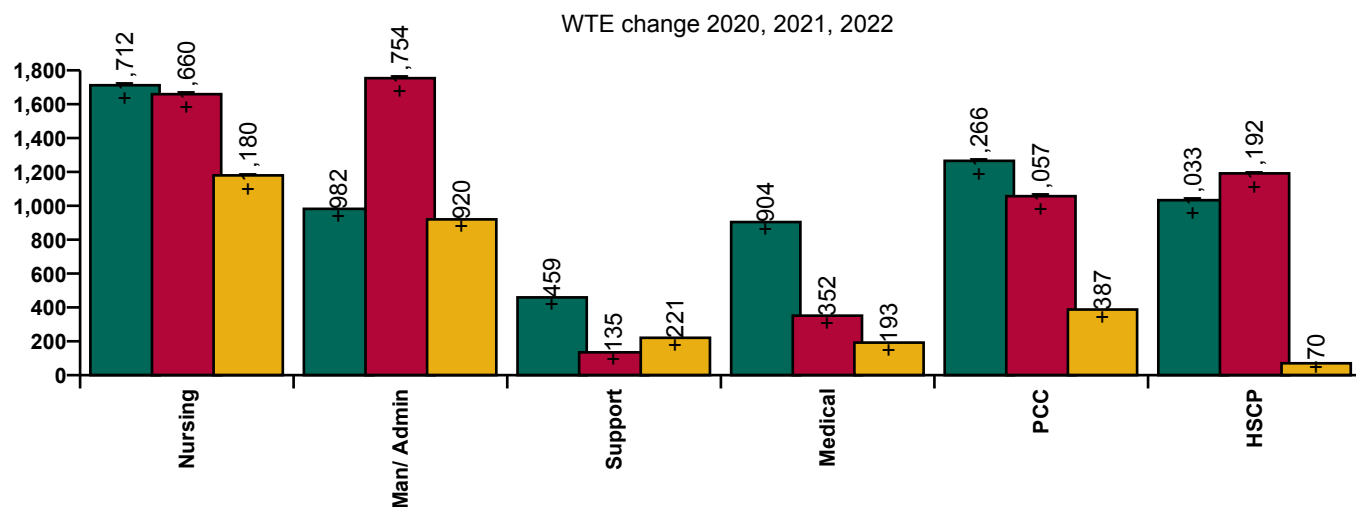


# Health Service Employment Report: July 2022

## Employment by Staff Group

Staff Category /Staff Group	WTE Dec 2019	WTE Dec 2020	WTE Dec 2021	WTE Jun 2022	WTE Jul 2022	Change Dec 2019 to Dec 20	Change Dec 2020 to Dec 21	Change Dec 2021 to Jul 22	Change Jun 2022 to Jul 22	Headcount [No.] Jul 2022
<b>Overall</b>	<b>119,817</b>	<b>126,174</b>	<b>132,323</b>	<b>134,833</b>	<b>135,294</b>	<b>+6,357</b>	<b>+6,149</b>	<b>+2,971</b>	<b>+461</b>	<b>155,595</b>
Consultants	3,250	3,458	3,608	3,670	3,713	+208	+150	+105	+43	4,083
Registrars	3,679	3,876	4,104	4,151	4,276	+196	+229	+171	+125	5,120
SHO/ Interns	3,116	3,594	3,587	3,581	3,521	+478	-8	-66	-60	4,328
Medical/ Dental, other	812	833	814	810	797	+21	-19	-17	-13	1,114
<b>Medical &amp; Dental</b>	<b>10,857</b>	<b>11,762</b>	<b>12,113</b>	<b>12,212</b>	<b>12,306</b>	<b>+904</b>	<b>+352</b>	<b>+193</b>	<b>+94</b>	<b>14,645</b>
Nurse/ Midwife Manager	7,984	8,344	8,852	9,079	9,123	+360	+508	+271	+44	9,981
Nurse/ Midwife Specialist & AN/MP	1,996	2,299	2,481	2,665	2,698	+302	+183	+216	+33	3,009
Staff Nurse/ Staff Midwife	25,693	26,763	27,850	27,859	28,026	+1,070	+1,087	+176	+167	31,871
Public Health Nurse	1,537	1,557	1,523	1,472	1,478	+20	-34	-45	+6	1,794
Nursing/ Midwifery Student	644	592	526	1,150	1,113	-52	-65	+587	-36	1,907
Nursing/ Midwifery other	350	362	344	320	319	+12	-18	-25	-1	365
<b>Nursing &amp; Midwifery</b>	<b>38,205</b>	<b>39,917</b>	<b>41,576</b>	<b>42,545</b>	<b>42,756</b>	<b>+1,712</b>	<b>+1,660</b>	<b>+1,180</b>	<b>+211</b>	<b>48,927</b>
Therapy Professions	5,234	5,565	5,947	6,108	6,091	+331	+382	+145	-17	7,031
Health Science/ Diagnostics	4,500	4,731	4,918	4,841	4,917	+230	+188	-2	+75	5,467
Social Care	2,710	2,909	3,127	3,103	3,114	+199	+219	-13	+11	3,627
Social Workers	1,165	1,238	1,296	1,333	1,334	+74	+58	+38	+1	1,508
Psychologists	1,004	1,066	1,095	1,105	1,098	+62	+29	+3	-7	1,245
Pharmacy	1,038	1,164	1,292	1,297	1,295	+126	+128	+4	-2	1,459
H&SC, Other	1,123	1,134	1,324	1,268	1,219	+12	+189	-104	-49	1,481
<b>Health &amp; Social Care Professionals</b>	<b>16,774</b>	<b>17,807</b>	<b>18,999</b>	<b>19,057</b>	<b>19,069</b>	<b>+1,033</b>	<b>+1,192</b>	<b>+70</b>	<b>+12</b>	<b>21,818</b>
Management (VIII & above)	1,842	1,969	2,216	2,369	2,378	+128	+246	+162	+9	2,448
Administrative/ Supervisory (V to VII)	5,199	5,821	6,705	7,188	7,299	+622	+884	+594	+111	7,752
Clerical (III & IV)	11,805	12,038	12,661	12,687	12,825	+233	+623	+164	+138	14,604
<b>Management &amp; Administrative</b>	<b>18,846</b>	<b>19,829</b>	<b>21,583</b>	<b>22,244</b>	<b>22,502</b>	<b>+982</b>	<b>+1,754</b>	<b>+920</b>	<b>+258</b>	<b>24,804</b>
Support	8,234	8,676	8,813	8,994	9,045	+442	+137	+231	+50	10,463
Maintenance/ Technical	1,182	1,200	1,197	1,180	1,187	+17	-3	-10	+7	1,226
<b>General Support</b>	<b>9,416</b>	<b>9,876</b>	<b>10,010</b>	<b>10,174</b>	<b>10,232</b>	<b>+459</b>	<b>+135</b>	<b>+221</b>	<b>+57</b>	<b>11,689</b>
Health Care Assistants	17,396	18,554	19,326	19,661	19,534	+1,157	+772	+208	-128	22,495
Home Help	3,569	3,543	3,546	3,650	3,648	-26	+2	+103	-2	5,289
Ambulance Staff	1,828	1,877	1,936	1,900	1,904	+49	+59	-32	+3	1,974
Care, other	2,925	3,011	3,234	3,388	3,343	+85	+224	+109	-45	3,954
<b>Patient &amp; Client Care</b>	<b>25,719</b>	<b>26,985</b>	<b>28,042</b>	<b>28,600</b>	<b>28,429</b>	<b>+1,266</b>	<b>+1,057</b>	<b>+387</b>	<b>-171</b>	<b>33,712</b>



# Health Service Employment Report: July 2022

## Employment by Grade Group

July 2022	WTE Dec 2019	WTE Dec 2020	WTE Dec 2021	WTE Jun 2022	WTE Jul 2022	Change Dec 2019 to Dec 20	Change Dec 2020 to Dec 21	Change Dec 2021 to Jul 22	Change Jun 2022 to Jul 22	Headcount [No.] Jul 2022
<b>Overall</b>	<b>119,817</b>	<b>126,174</b>	<b>132,323</b>	<b>134,833</b>	<b>135,294</b>	<b>+6,357</b>	<b>+6,149</b>	<b>+2,971</b>	<b>+461</b>	<b>155,595</b>
Consultant Anaesthesia	407	431	437	449	450	+24	+6	+13	+1	483
Consultant Dentistry	17	16	16	19	19	-1	-0	+3	-1	23
Consultant Emergency Medicine	108	121	131	140	142	+13	+10	+11	+2	156
Consultant Intensive Care Medicine	16	18	21	21	21	+2	+3	+1	+0	23
Consultant Medicine	828	914	978	1,007	1,026	+86	+64	+48	+19	1,136
Consultant Obstetrics & Gynaecology	161	170	170	177	178	+9	-1	+8	+1	193
Consultant Paediatrics	197	216	221	221	219	+19	+5	-2	-2	244
Consultant Pathology	259	272	285	286	287	+14	+13	+2	+1	309
Consultant Psychiatry	407	422	438	433	438	+16	+16	-0	+5	491
Consultant Radiology	295	301	309	309	314	+5	+9	+5	+5	338
Consultant Surgery	553	575	602	609	620	+22	+27	+18	+11	687
Consultant, Other	1		1			-1	+1	-1		
<b>Consultants</b>	<b>3,250</b>	<b>3,458</b>	<b>3,608</b>	<b>3,670</b>	<b>3,713</b>	<b>+208</b>	<b>+150</b>	<b>+105</b>	<b>+43</b>	<b>4,083</b>
Registrar	2,271	2,378	2,451	2,530	2,625	+107	+72	+174	+95	3,047
Senior Registrar	211	238	249	252	245	+27	+11	-4	-7	295
Specialist Registrar	1,197	1,260	1,405	1,369	1,406	+63	+145	+1	+37	1,778
<b>Registrars</b>	<b>3,679</b>	<b>3,876</b>	<b>4,104</b>	<b>4,151</b>	<b>4,276</b>	<b>+196</b>	<b>+229</b>	<b>+171</b>	<b>+125</b>	<b>5,120</b>
Interns	726	971	867	835	897	+245	-104	+30	+62	1,228
Senior House Officer	2,390	2,623	2,719	2,745	2,623	+233	+96	-96	-122	3,100
<b>SHO/ Interns</b>	<b>3,116</b>	<b>3,594</b>	<b>3,587</b>	<b>3,581</b>	<b>3,521</b>	<b>+478</b>	<b>-8</b>	<b>-66</b>	<b>-60</b>	<b>4,328</b>
Dentists	311	313	315	314	311	+2	+2	-4	-3	411
Other Medical	501	520	499	496	486	+19	-21	-14	-10	703
<b>Medical/ Dental, other</b>	<b>812</b>	<b>833</b>	<b>814</b>	<b>810</b>	<b>797</b>	<b>+21</b>	<b>-19</b>	<b>-17</b>	<b>-13</b>	<b>1,114</b>
<b>Medical &amp; Dental</b>	<b>10,857</b>	<b>11,762</b>	<b>12,113</b>	<b>12,212</b>	<b>12,306</b>	<b>+904</b>	<b>+352</b>	<b>+193</b>	<b>+94</b>	<b>14,645</b>
Clinical Nurse/ Midwife Manager	6,746	7,038	7,443	7,652	7,706	+292	+404	+263	+54	8,473
Director Nursing/Midwifery, Assistant	941	1,000	1,077	1,085	1,087	+59	+77	+9	+1	1,165
Director of Nursing/Midwifery	298	306	332	342	330	+8	+27	-2	-12	343
<b>Nurse/ Midwife Manager</b>	<b>7,984</b>	<b>8,344</b>	<b>8,852</b>	<b>9,079</b>	<b>9,123</b>	<b>+360</b>	<b>+508</b>	<b>+271</b>	<b>+44</b>	<b>9,981</b>
Advanced Nurse/ Midwife Practitioner	385	519	597	661	664	+134	+78	+67	+3	700
Clinical Nurse/ Midwife Specialist	1,612	1,780	1,885	2,004	2,034	+168	+105	+149	+30	2,309
<b>Nurse/ Midwife Specialist &amp; AN/MP</b>	<b>1,996</b>	<b>2,299</b>	<b>2,481</b>	<b>2,665</b>	<b>2,698</b>	<b>+302</b>	<b>+183</b>	<b>+216</b>	<b>+33</b>	<b>3,009</b>
Nursing Bank	31	23	13	10	9	-8	-10	-4	-1	17
Staff Midwives	1,465	1,486	1,466	1,377	1,363	+21	-20	-103	-14	1,636
Staff Nurse [Intellectual Disability]	1,602	1,866	1,824	1,746	1,669	+264	-42	-155	-77	1,935
Staff Nurse [Psychiatric]	3,018	3,067	3,204	2,994	3,053	+49	+137	-152	+59	3,336
Staff Nurses [General/ Children's]	19,577	20,321	21,342	21,732	21,931	+744	+1,022	+589	+199	24,947
<b>Staff Nurse/ Staff Midwife</b>	<b>25,693</b>	<b>26,763</b>	<b>27,850</b>	<b>27,859</b>	<b>28,026</b>	<b>+1,070</b>	<b>+1,087</b>	<b>+176</b>	<b>+167</b>	<b>31,871</b>
<b>Public Health Nurse</b>	<b>1,537</b>	<b>1,557</b>	<b>1,523</b>	<b>1,472</b>	<b>1,478</b>	<b>+20</b>	<b>-34</b>	<b>-45</b>	<b>+6</b>	<b>1,794</b>
Pre-registration Nurse/ Midwife Intern	138	28	124	777	779	-110	+96	+655	+1	1,554
Pre-registration Nurse Intern (COVID-19)		230	1			+230	-229	-1		
Post-registration Nurse/ Midwife Student	293	258	277	235	171	-35	+19	-106	-64	183
Nursing/ Midwifery awaiting registration	213	76	124	137	164	-137	+49	+39	+27	170
<b>Nursing/ Midwifery Student</b>	<b>644</b>	<b>592</b>	<b>526</b>	<b>1,150</b>	<b>1,113</b>	<b>-52</b>	<b>-65</b>	<b>+587</b>	<b>-36</b>	<b>1,907</b>
Nursing Education/Clinical	300	315	297	299	298	+16	-18	+1	-1	342
Other Nursing/ Midwifery	50	47	47	22	21	-3	-0	-26	-1	23
<b>Nursing/ Midwifery other</b>	<b>350</b>	<b>362</b>	<b>344</b>	<b>320</b>	<b>319</b>	<b>+12</b>	<b>-18</b>	<b>-25</b>	<b>-1</b>	<b>365</b>

# Health Service Employment Report: July 2022

## Employment by Grade Group

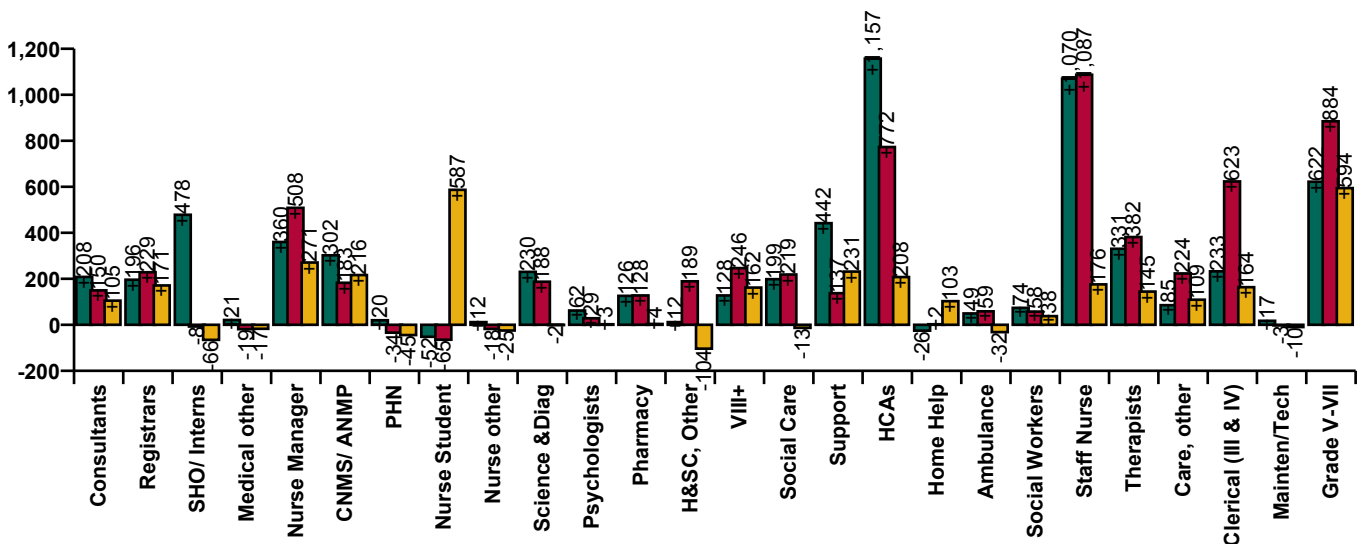
July 2022	WTE Dec 2019	WTE Dec 2020	WTE Dec 2021	WTE Jun 2022	WTE Jul 2022	Change Dec 2019 to Dec 20	Change Dec 2020 to Dec 21	Change Dec 2021 to Jul 22	Change Jun 2022 to Jul 22	Headcount [No.] Jul 2022
<b>Overall</b>	<b>119,817</b>	<b>126,174</b>	<b>132,323</b>	<b>134,833</b>	<b>135,294</b>	<b>+6,357</b>	<b>+6,149</b>	<b>+2,971</b>	<b>+461</b>	<b>155,595</b>
<b>Nursing &amp; Midwifery</b>	<b>38,205</b>	<b>39,917</b>	<b>41,576</b>	<b>42,545</b>	<b>42,756</b>	<b>+1,712</b>	<b>+1,660</b>	<b>+1,180</b>	<b>+211</b>	<b>48,927</b>
Dietitians	574	638	696	716	728	+63	+58	+32	+12	848
Occupational Therapists	1,599	1,702	1,840	1,855	1,853	+103	+138	+14	-1	2,099
Orthoptists	35	38	40	40	41	+3	+2	+1	+0	50
Physiotherapists	1,851	1,958	2,091	2,168	2,147	+107	+133	+56	-21	2,496
Podiatrists & Chiropodists	72	80	95	109	109	+8	+15	+15	-0	132
Speech & Language Therapists	1,103	1,150	1,186	1,221	1,213	+47	+36	+27	-8	1,406
<b>Therapy Professions</b>	<b>5,234</b>	<b>5,565</b>	<b>5,947</b>	<b>6,108</b>	<b>6,091</b>	<b>+331</b>	<b>+382</b>	<b>+145</b>	<b>-17</b>	<b>7,031</b>
Audiology	72	82	92	95	95	+11	+9	+3	+0	107
Biochemists	79	84	77	70	72	+4	-7	-6	+2	78
Cardiac Physiologists	227	243	254	254	252	+16	+11	-2	-2	276
Clinical Engineering	164	171	181	181	184	+7	+10	+3	+3	190
Dosimetrists	13	14	15	12	12	+1	+0	-2	+0	14
E.C.G. Technicians	10	11	7	8	8	+1	-4	+1	-0	10
Gastrointestinal Physiologists	2	2	4	4	4	0	+2	+0	+0	5
Medical Science	1,977	2,045	2,087	1,998	2,063	+69	+42	-25	+65	2,268
Perfusionists	22	22	19	20	20	-0	-2	+1	+0	22
Phlebotomists	173	184	198	207	213	+11	+13	+16	+6	286
Physicists	188	178	183	189	193	-10	+5	+10	+4	207
Neuro-Physiologists	50	56	54	53	53	+7	-2	-2	+0	58
Radiation Therapists	199	212	199	205	207	+13	-13	+7	+1	229
Radiographers	1,229	1,325	1,441	1,440	1,436	+95	+117	-5	-4	1,602
Respiratory Physiologists	66	73	74	72	72	+7	+2	-2	+0	77
Vascular Physiologists	29	28	32	34	33	-1	+4	+1	-1	38
<b>Health Science/ Diagnostics</b>	<b>4,500</b>	<b>4,731</b>	<b>4,918</b>	<b>4,841</b>	<b>4,917</b>	<b>+230</b>	<b>+188</b>	<b>-2</b>	<b>+75</b>	<b>5,467</b>
<b>Social Care</b>	<b>2,710</b>	<b>2,909</b>	<b>3,127</b>	<b>3,103</b>	<b>3,114</b>	<b>+199</b>	<b>+219</b>	<b>-13</b>	<b>+11</b>	<b>3,627</b>
<b>Social Workers</b>	<b>1,165</b>	<b>1,238</b>	<b>1,296</b>	<b>1,333</b>	<b>1,334</b>	<b>+74</b>	<b>+58</b>	<b>+38</b>	<b>+1</b>	<b>1,508</b>
<b>Psychologists</b>	<b>1,004</b>	<b>1,066</b>	<b>1,095</b>	<b>1,105</b>	<b>1,098</b>	<b>+62</b>	<b>+29</b>	<b>+3</b>	<b>-7</b>	<b>1,245</b>
Pharmacists	645	721	809	794	789	+75	+89	-20	-5	887
Pharmacy Technicians	393	443	482	503	506	+50	+39	+24	+3	572
<b>Pharmacy</b>	<b>1,038</b>	<b>1,164</b>	<b>1,292</b>	<b>1,297</b>	<b>1,295</b>	<b>+126</b>	<b>+128</b>	<b>+4</b>	<b>-2</b>	<b>1,459</b>
Counsellor Therapists	238	244	274	285	282	+6	+30	+8	-3	317
Dental Hygienists	58	62	60	58	60	+4	-3	+0	+2	78
Environmental Health Officers	528	541	550	546	538	+13	+9	-12	-8	591
HSCP Trainees/ Students	70	56	68	86	65	-14	+13	-4	-21	81
Other Health & Social Care	183	189	192	186	188	+6	+3	-4	+2	218
Play Therapists/ Specialists	46	43	43	46	45	-3	+0	+2	-1	58
Vaccinators			136	62	42		+136	-95	-20	138
<b>H&amp;SC, Other</b>	<b>1,123</b>	<b>1,134</b>	<b>1,324</b>	<b>1,268</b>	<b>1,219</b>	<b>+12</b>	<b>+189</b>	<b>-104</b>	<b>-49</b>	<b>1,481</b>
<b>HSCP</b>	<b>16,774</b>	<b>17,807</b>	<b>18,999</b>	<b>19,057</b>	<b>19,069</b>	<b>+1,033</b>	<b>+1,192</b>	<b>+70</b>	<b>+12</b>	<b>21,818</b>
Executive Management	331	373	388	398	396	+42	+15	+7	-2	405
Senior Management (VIII & GM)	1,511	1,596	1,828	1,971	1,982	+85	+231	+155	+11	2,043
<b>Management (VIII &amp; above)</b>	<b>1,842</b>	<b>1,969</b>	<b>2,216</b>	<b>2,369</b>	<b>2,378</b>	<b>+128</b>	<b>+246</b>	<b>+162</b>	<b>+9</b>	<b>2,448</b>
Middle Management (V-VII)	5,163	5,786	6,671	7,141	7,248	+624	+885	+577	+107	7,697
Other Administrative	37	35	34	47	51	-2	-1	+17	+4	55
<b>Administrative/ Supervisory (V to VII)</b>	<b>5,199</b>	<b>5,821</b>	<b>6,705</b>	<b>7,188</b>	<b>7,299</b>	<b>+622</b>	<b>+884</b>	<b>+594</b>	<b>+111</b>	<b>7,752</b>
<b>Clerical (III &amp; IV)</b>	<b>11,805</b>	<b>12,038</b>	<b>12,661</b>	<b>12,687</b>	<b>12,825</b>	<b>+233</b>	<b>+623</b>	<b>+164</b>	<b>+138</b>	<b>14,604</b>
<b>Management Admin</b>	<b>18,846</b>	<b>19,829</b>	<b>21,583</b>	<b>22,244</b>	<b>22,502</b>	<b>+982</b>	<b>+1,754</b>	<b>+920</b>	<b>+258</b>	<b>24,804</b>
Catering	877	887	875	885	890	+11	-12	+14	+4	977

# Health Service Employment Report: July 2022

## Employment by Grade Group

July 2022	WTE Dec 2019	WTE Dec 2020	WTE Dec 2021	WTE Jun 2022	WTE Jul 2022	Change Dec 2019 to Dec 20	Change Dec 2020 to Dec 21	Change Dec 2021 to Jul 22	Change Jun 2022 to Jul 22	Headcount [No.] Jul 2022
<b>Overall</b>	<b>119,817</b>	<b>126,174</b>	<b>132,323</b>	<b>134,833</b>	<b>135,294</b>	<b>+6,357</b>	<b>+6,149</b>	<b>+2,971</b>	<b>+461</b>	<b>155,595</b>
Household Services	4,198	4,571	4,602	4,659	4,673	+374	+30	+71	+14	5,546
Other Labs & Associated	385	448	525	608	669	+63	+77	+144	+61	718
Other Support	1,136	1,100	1,097	1,126	1,111	-36	-3	+14	-16	1,411
Portering	1,639	1,669	1,715	1,715	1,702	+31	+45	-12	-13	1,811
<b>Support</b>	<b>8,234</b>	<b>8,676</b>	<b>8,813</b>	<b>8,994</b>	<b>9,045</b>	<b>+442</b>	<b>+137</b>	<b>+231</b>	<b>+50</b>	<b>10,463</b>
Maintenance	1,066	1,070	1,049	1,034	1,037	+5	-22	-12	+3	1,074
Technical Services	117	129	149	146	150	+13	+19	+1	+4	152
<b>Maintenance/ Technical</b>	<b>1,182</b>	<b>1,200</b>	<b>1,197</b>	<b>1,180</b>	<b>1,187</b>	<b>+17</b>	<b>-3</b>	<b>-10</b>	<b>+7</b>	<b>1,226</b>
<b>Support</b>	<b>9,416</b>	<b>9,876</b>	<b>10,010</b>	<b>10,174</b>	<b>10,232</b>	<b>+459</b>	<b>+135</b>	<b>+221</b>	<b>+57</b>	<b>11,689</b>
Attendant/ Aide	4,753	4,556	3,881	3,564	3,582	-197	-674	-299	+18	4,066
Health Care Assistant/ Care Assistant	12,405	13,617	15,123	15,756	15,606	+1,212	+1,506	+483	-150	18,030
Health & Social Care Assistants	238	308	320	342	346	+70	+13	+25	+4	399
HCA (Student Nurse/Midwife COVID-19)		73	2			+73	-71	-2		
<b>Health Care Assistants</b>	<b>17,396</b>	<b>18,554</b>	<b>19,326</b>	<b>19,661</b>	<b>19,534</b>	<b>+1,157</b>	<b>+772</b>	<b>+208</b>	<b>-128</b>	<b>22,495</b>
<b>Home Help</b>	<b>3,569</b>	<b>3,543</b>	<b>3,546</b>	<b>3,650</b>	<b>3,648</b>	<b>-26</b>	<b>+2</b>	<b>+103</b>	<b>-2</b>	<b>5,289</b>
Ambulance Control	180	181	163	160	160	+2	-19	-2	+0	172
Ambulance Education	162	138	253	188	189	-24	+115	-64	+1	190
Ambulance Officers	78	85	86	95	94	+7	+2	+8	-0	96
Pre-Hospital Care (Ambulance)	1,408	1,473	1,434	1,457	1,460	+65	-40	+26	+3	1,516
<b>Ambulance Staff</b>	<b>1,828</b>	<b>1,877</b>	<b>1,936</b>	<b>1,900</b>	<b>1,904</b>	<b>+49</b>	<b>+59</b>	<b>-32</b>	<b>+3</b>	<b>1,974</b>
Health Promotion	31	32	35	116	116	+2	+3	+82	+0	130
Home Care Services	135	136	167	168	166	+1	+30	-0	-1	191
Other Care Grades	1,017	1,091	1,250	1,335	1,315	+74	+159	+66	-20	1,548
Pastoral Care	145	136	128	121	123	-9	-8	-5	+2	185
Workshop Services	1,597	1,616	1,656	1,648	1,623	+19	+40	-33	-26	1,900
<b>Care, other</b>	<b>2,925</b>	<b>3,011</b>	<b>3,234</b>	<b>3,388</b>	<b>3,343</b>	<b>+85</b>	<b>+224</b>	<b>+109</b>	<b>-45</b>	<b>3,954</b>
<b>PCC</b>	<b>25,719</b>	<b>26,985</b>	<b>28,042</b>	<b>28,600</b>	<b>28,429</b>	<b>+1,266</b>	<b>+1,057</b>	<b>+387</b>	<b>-171</b>	<b>33,712</b>

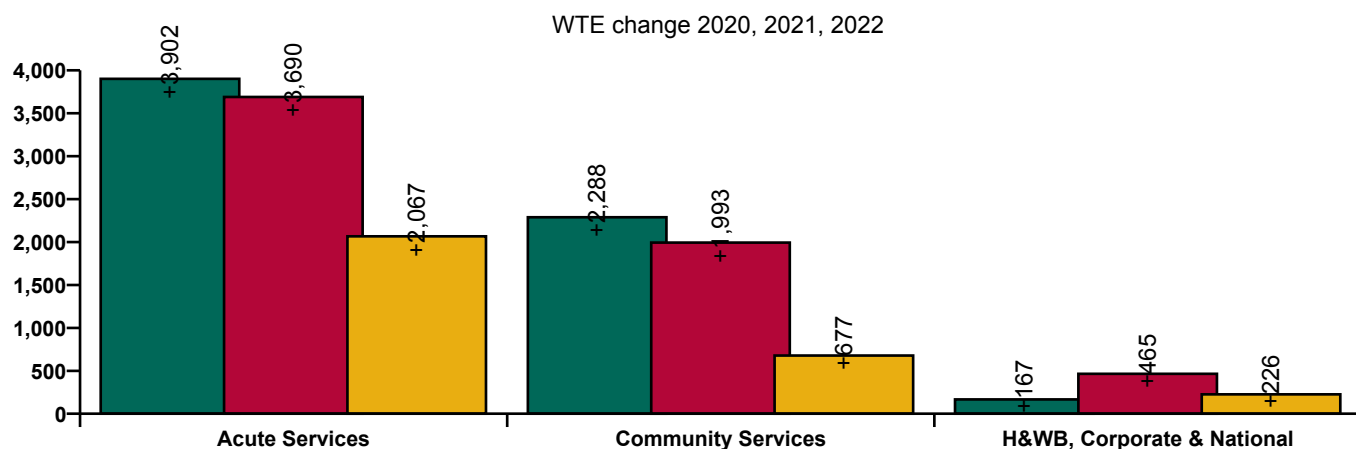
WTE change 2020, 2021, 2022



## Health Service Employment Report: July 2022

### Employment by Hospital Group, CHO etc.

July 2022	WTE Dec 2019	WTE Dec 2020	WTE Dec 2021	WTE Jun 2022	WTE Jul 2022	Change Dec 2019 to Dec 20	Change Dec 2020 to Dec 21	Change Dec 2021 to Jul 22	Change Jun 2022 to Jul 22	Headcount [No.] Jul 2022
<b>Overall</b>	<b>119,817</b>	<b>126,174</b>	<b>132,323</b>	<b>134,833</b>	<b>135,294</b>	<b>+6,357</b>	<b>+6,149</b>	<b>+2,971</b>	<b>+461</b>	<b>155,595</b>
National Ambulance Service	1,933	1,990	2,060	2,028	2,031	+57	+70	-29	+2	2,106
Children's Health Ireland	3,602	3,762	3,974	4,032	4,034	+160	+212	+60	+2	4,799
Dublin Midlands Hospital Group	10,819	11,288	11,707	11,935	12,066	+469	+419	+359	+131	13,864
Ireland East Hospital Group	12,502	13,478	14,129	14,367	14,448	+976	+651	+319	+81	16,022
RCSI Hospitals Group	9,663	10,197	10,606	10,871	10,955	+534	+409	+349	+85	12,311
Saolta University Hospital Care	9,253	9,829	10,566	10,831	10,947	+576	+737	+381	+116	12,546
South/South West Hospital Group	10,527	11,288	11,934	12,239	12,401	+761	+646	+467	+163	14,131
University of Limerick Hospital Group	4,146	4,506	5,043	5,166	5,200	+360	+537	+157	+34	5,760
other Acute Services	91	101	111	114	115	+10	+10	+5	+1	120
<b>Acute Services</b>	<b>62,537</b>	<b>66,439</b>	<b>70,129</b>	<b>71,583</b>	<b>72,197</b>	<b>+3,902</b>	<b>+3,690</b>	<b>+2,067</b>	<b>+614</b>	<b>81,659</b>
CHO 1	5,468	5,755	6,089	6,319	6,312	+287	+334	+223	-7	7,323
CHO 2	5,545	5,690	5,819	5,888	5,836	+145	+129	+17	-51	6,858
CHO 3	4,357	4,610	4,946	5,130	5,089	+253	+337	+143	-41	6,034
CHO 4	8,189	8,602	8,856	8,961	8,935	+413	+255	+79	-26	10,926
CHO 5	5,282	5,477	5,671	5,820	5,815	+195	+194	+144	-5	6,874
CHO 6	3,378	3,465	3,561	3,589	3,604	+87	+96	+44	+15	4,186
CHO 7	6,515	6,783	7,073	7,136	7,111	+268	+290	+38	-25	8,381
CHO 8	6,135	6,337	6,449	6,486	6,479	+202	+112	+30	-7	7,740
CHO 9	6,582	6,950	7,165	7,174	7,143	+367	+216	-22	-31	8,276
other Community Services	638	709	740	728	722	+71	+31	-18	-6	791
<b>Community Services</b>	<b>52,089</b>	<b>54,377</b>	<b>56,370</b>	<b>57,232</b>	<b>57,048</b>	<b>+2,288</b>	<b>+1,993</b>	<b>+677</b>	<b>-184</b>	<b>67,389</b>
Health & Wellbeing	574	511	641	652	654	-62	+129	+13	+1	732
Corporate	3,952	4,163	4,763	4,968	4,997	+212	+599	+234	+29	5,402
Health Business Services	666	683	421	399	400	+17	-263	-21	+1	413
<b>H&amp;WB, Corporate &amp; National</b>	<b>5,191</b>	<b>5,358</b>	<b>5,824</b>	<b>6,019</b>	<b>6,050</b>	<b>+167</b>	<b>+465</b>	<b>+226</b>	<b>+32</b>	<b>6,547</b>

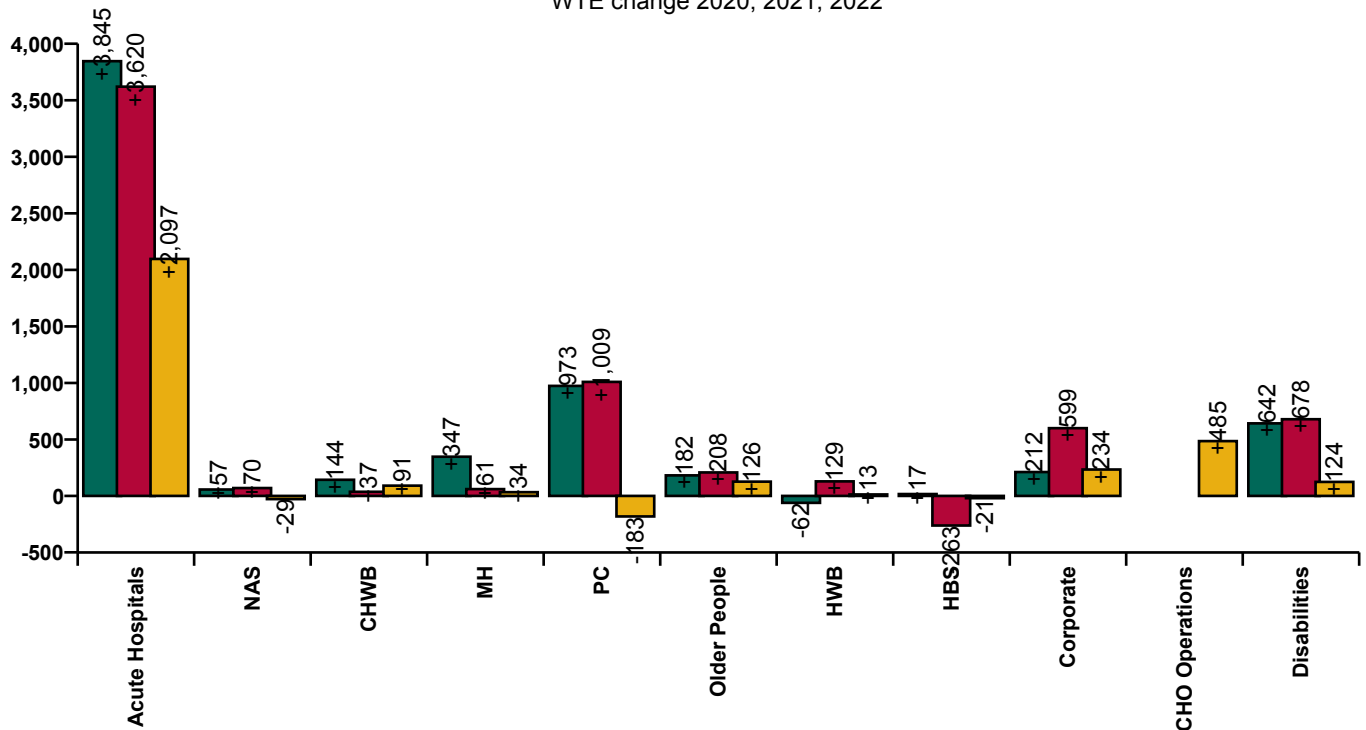


# Health Service Employment Report: July 2022

## Employment by Care Group

July 2022	WTE Dec 2019	WTE Dec 2020	WTE Dec 2021	WTE Jun 2022	WTE Jul 2022	Change Dec 2019 to Dec 20	Change Dec 2020 to Dec 21	Change Dec 2021 to Jul 22	Change Jun 2022 to Jul 22	Headcount [No.] Jul 2022
<b>Overall</b>	<b>119,817</b>	<b>126,174</b>	<b>132,323</b>	<b>134,833</b>	<b>135,294</b>	<b>+6,357</b>	<b>+6,149</b>	<b>+2,971</b>	<b>+461</b>	<b>155,595</b>
Acute Hospital Services	60,604	64,449	68,069	69,554	70,166	+3,845	+3,620	+2,097	+612	79,553
Ambulance Services	1,933	1,990	2,060	2,028	2,031	+57	+70	-29	+2	2,106
<b>Acute Services</b>	<b>62,537</b>	<b>66,439</b>	<b>70,129</b>	<b>71,583</b>	<b>72,197</b>	<b>+3,902</b>	<b>+3,690</b>	<b>+2,067</b>	<b>+614</b>	<b>81,659</b>
Community Health & Wellbeing		144	181	278	272	+144	+37	+91	-6	331
Mental Health	9,954	10,301	10,362	10,460	10,396	+347	+61	+34	-64	11,612
Primary Care	10,599	11,572	12,582	12,611	12,399	+973	+1,009	-183	-213	15,008
Disabilities	18,303	18,944	19,623	19,710	19,747	+642	+678	+124	+36	23,274
Older People	13,233	13,415	13,623	13,709	13,749	+182	+208	+126	+40	16,641
CHO Operations				463	485			+485	+22	523
<b>Community Services</b>	<b>52,089</b>	<b>54,377</b>	<b>56,370</b>	<b>57,232</b>	<b>57,048</b>	<b>+2,288</b>	<b>+1,993</b>	<b>+677</b>	<b>-184</b>	<b>67,389</b>
Health Business Service	666	683	421	399	400	+17	-263	-21	+1	413
Corporate Functions	3,952	4,163	4,763	4,968	4,997	+212	+599	+234	+29	5,402
Health & Well-being	574	511	641	652	654	-62	+129	+13	+1	732
<b>H&amp;WB, Corporate &amp; National</b>	<b>5,191</b>	<b>5,358</b>	<b>5,824</b>	<b>6,019</b>	<b>6,050</b>	<b>+167</b>	<b>+465</b>	<b>+226</b>	<b>+32</b>	<b>6,547</b>

WTE change 2020, 2021, 2022



## Health Service Employment Report: July 2022

Employment by Service & Staff Group: July 2022	WTE Dec 2019	WTE Dec 2020	WTE Dec 2021	WTE Jun 2022	WTE Jul 2022	Change Dec 2019 to Dec 20	Change Dec 2020 to Dec 21	Change Dec 2021 to Jul 22	Change Jun 2022 to Jul 22	Headcount [No.] Jul 2022
<b>Acute Services</b>	<b>62,537</b>	<b>66,439</b>	<b>70,129</b>	<b>71,583</b>	<b>72,197</b>	<b>+3,902</b>	<b>+3,690</b>	<b>+2,067</b>	<b>+614</b>	<b>81,659</b>
Consultants	2,782	2,974	3,102	3,162	3,187	+192	+128	+86	+25	3,487
Registrars	2,942	3,115	3,268	3,341	3,397	+173	+153	+129	+56	4,051
SHO/ Interns	2,795	3,253	3,282	3,283	3,254	+458	+30	-28	-29	4,002
Medical/ Dental, other	60	64	67	75	75	+4	+3	+9	+1	110
<b>Medical &amp; Dental</b>	<b>8,578</b>	<b>9,405</b>	<b>9,718</b>	<b>9,861</b>	<b>9,914</b>	<b>+827</b>	<b>+313</b>	<b>+196</b>	<b>+53</b>	<b>11,650</b>
Nurse/ Midwife Manager	4,710	4,924	5,287	5,481	5,543	+213	+363	+256	+62	6,123
Nurse/ Midwife Specialist & AN/MP	1,292	1,468	1,621	1,711	1,745	+176	+153	+124	+34	1,967
Staff Nurse/ Staff Midwife	16,676	17,526	18,428	18,503	18,626	+850	+902	+198	+124	21,097
Public Health Nurse	1	2	0	0	0	+0	-1	-0	-0	1
Nursing/ Midwifery Student	417	378	305	785	820	-39	-73	+515	+35	1,363
Nursing/ Midwifery other	224	226	213	180	176	+2	-13	-37	-4	208
<b>Nursing &amp; Midwifery</b>	<b>23,321</b>	<b>24,524</b>	<b>25,854</b>	<b>26,659</b>	<b>26,910</b>	<b>+1,203</b>	<b>+1,331</b>	<b>+1,056</b>	<b>+251</b>	<b>30,759</b>
Therapy Professions	2,008	2,217	2,401	2,443	2,428	+209	+185	+27	-15	2,740
Health Science/ Diagnostics	4,242	4,458	4,642	4,567	4,649	+216	+184	+7	+82	5,142
Social Care	3	4	3	3	3	+1	-1	+0	+0	5
Social Workers	355	384	419	431	429	+29	+35	+10	-2	477
Psychologists	101	110	132	137	139	+10	+22	+7	+2	170
Pharmacy	901	1,006	1,107	1,110	1,111	+106	+101	+4	+2	1,244
H&SC, Other	151	154	276	172	149	+3	+122	-127	-23	201
<b>Health &amp; Social Care Professionals</b>	<b>7,760</b>	<b>8,333</b>	<b>8,981</b>	<b>8,863</b>	<b>8,909</b>	<b>+573</b>	<b>+648</b>	<b>-72</b>	<b>+46</b>	<b>9,979</b>
Management (VIII & above)	518	579	652	704	711	+62	+72	+60	+7	728
Administrative/ Supervisory (V to VII)	2,326	2,674	2,982	3,158	3,202	+348	+308	+220	+44	3,405
Clerical (III & IV)	6,606	6,658	7,032	7,063	7,161	+52	+374	+129	+98	8,103
<b>Management &amp; Administrative</b>	<b>9,450</b>	<b>9,912</b>	<b>10,665</b>	<b>10,925</b>	<b>11,074</b>	<b>+462</b>	<b>+753</b>	<b>+409</b>	<b>+149</b>	<b>12,236</b>
Support	5,630	6,152	6,369	6,544	6,616	+522	+218	+247	+72	7,394
Maintenance/ Technical	531	539	537	543	546	+9	-3	+9	+3	559
<b>General Support</b>	<b>6,160</b>	<b>6,691</b>	<b>6,906</b>	<b>7,087</b>	<b>7,162</b>	<b>+530</b>	<b>+215</b>	<b>+256</b>	<b>+75</b>	<b>7,953</b>
Health Care Assistants	5,275	5,516	5,863	6,071	6,105	+241	+347	+242	+34	6,844
Ambulance Staff	1,825	1,876	1,935	1,899	1,903	+51	+59	-32	+3	1,973
Care, other	168	182	208	217	220	+14	+26	+12	+3	265
<b>Patient &amp; Client Care</b>	<b>7,268</b>	<b>7,574</b>	<b>8,005</b>	<b>8,187</b>	<b>8,228</b>	<b>+307</b>	<b>+431</b>	<b>+223</b>	<b>+41</b>	<b>9,082</b>

## Health Service Employment Report: July 2022

Employment by Service & Staff Group: July 2022	WTE Dec 2019	WTE Dec 2020	WTE Dec 2021	WTE Jun 2022	WTE Jul 2022	Change Dec 2019 to Dec 20	Change Dec 2020 to Dec 21	Change Dec 2021 to Jul 22	Change Jun 2022 to Jul 22	Headcount [No.] Jul 2022
<b>Community Services</b>	<b>52,089</b>	<b>54,377</b>	<b>56,370</b>	<b>57,232</b>	<b>57,048</b>	<b>+2,288</b>	<b>+1,993</b>	<b>+677</b>	<b>-184</b>	<b>67,389</b>
Consultants	424	440	460	459	464	+17	+20	+5	+5	525
Registrars	686	701	767	747	822	+15	+66	+55	+74	989
SHO/ Interns	320	340	304	297	266	+20	-37	-38	-31	324
Medical/ Dental, other	635	642	613	601	602	+7	-29	-11	+1	852
<b>Medical &amp; Dental</b>	<b>2,066</b>	<b>2,124</b>	<b>2,143</b>	<b>2,105</b>	<b>2,154</b>	<b>+59</b>	<b>+19</b>	<b>+11</b>	<b>+49</b>	<b>2,690</b>
Nurse/ Midwife Manager	3,155	3,291	3,412	3,422	3,403	+136	+122	-10	-20	3,652
Nurse/ Midwife Specialist & AN/MP	690	815	843	938	938	+125	+28	+95	-0	1,023
Staff Nurse/ Staff Midwife	9,014	9,223	9,379	9,317	9,360	+209	+157	-20	+43	10,726
Public Health Nurse	1,532	1,553	1,521	1,470	1,476	+21	-32	-45	+6	1,791

## Health Service Employment Report: July 2022

Employment by Service & Staff Group: July 2022	WTE Dec 2019	WTE Dec 2020	WTE Dec 2021	WTE Jun 2022	WTE Jul 2022	Change Dec 2019 to Dec 20	Change Dec 2020 to Dec 21	Change Dec 2021 to Jul 22	Change Jun 2022 to Jul 22	Headcount [No.] Jul 2022
<b>Community Services</b>	<b>52,089</b>	<b>54,377</b>	<b>56,370</b>	<b>57,232</b>	<b>57,048</b>	<b>+2,288</b>	<b>+1,993</b>	<b>+677</b>	<b>-184</b>	<b>67,389</b>
Nursing/ Midwifery Student	227	214	222	365	294	-13	+8	+72	-71	544
Nursing/ Midwifery other	59	66	65	70	70	+8	-1	+5	+1	77
<b>Nursing &amp; Midwifery</b>	<b>14,676</b>	<b>15,161</b>	<b>15,442</b>	<b>15,582</b>	<b>15,540</b>	<b>+485</b>	<b>+281</b>	<b>+98</b>	<b>-42</b>	<b>17,813</b>
Therapy Professions	3,206	3,334	3,537	3,654	3,652	+128	+203	+115	-2	4,277
Health Science/ Diagnostics	108	118	117	123	122	+10	-1	+4	-1	138
Social Care	2,707	2,905	3,124	3,100	3,111	+198	+220	-13	+10	3,622
Social Workers	806	852	871	900	902	+46	+19	+31	+2	1,028
Psychologists	901	954	961	967	958	+53	+7	-3	-9	1,074
Pharmacy	98	107	127	126	124	+9	+20	-3	-2	153
H&SC, Other	403	394	445	469	451	-9	+51	+5	-18	600
<b>Health &amp; Social Care Professionals</b>	<b>8,230</b>	<b>8,664</b>	<b>9,182</b>	<b>9,338</b>	<b>9,319</b>	<b>+434</b>	<b>+518</b>	<b>+136</b>	<b>-19</b>	<b>10,892</b>
Management (VIII & above)	617	660	748	805	805	+43	+88	+57	+0	834
Administrative/ Supervisory (V to VII)	1,500	1,696	2,017	2,187	2,224	+196	+321	+207	+37	2,383
Clerical (III & IV)	3,695	3,854	4,071	4,078	4,107	+159	+217	+35	+29	4,798
<b>Management &amp; Administrative</b>	<b>5,812</b>	<b>6,210</b>	<b>6,836</b>	<b>7,070</b>	<b>7,136</b>	<b>+397</b>	<b>+626</b>	<b>+300</b>	<b>+66</b>	<b>8,015</b>
Support	2,490	2,409	2,337	2,332	2,309	-81	-73	-27	-23	2,943
Maintenance/ Technical	413	421	426	415	419	+8	+5	-7	+4	442
<b>General Support</b>	<b>2,903</b>	<b>2,830</b>	<b>2,762</b>	<b>2,748</b>	<b>2,729</b>	<b>-73</b>	<b>-68</b>	<b>-34</b>	<b>-19</b>	<b>3,385</b>
Health Care Assistants	12,111	13,022	13,438	13,569	13,401	+911	+417	-37	-168	15,619
Home Help	3,569	3,543	3,546	3,650	3,648	-26	+2	+103	-2	5,289
Care, other	2,721	2,823	3,020	3,169	3,121	+102	+198	+101	-48	3,686
<b>Patient &amp; Client Care</b>	<b>18,401</b>	<b>19,387</b>	<b>20,004</b>	<b>20,389</b>	<b>20,170</b>	<b>+986</b>	<b>+617</b>	<b>+166</b>	<b>-218</b>	<b>24,594</b>

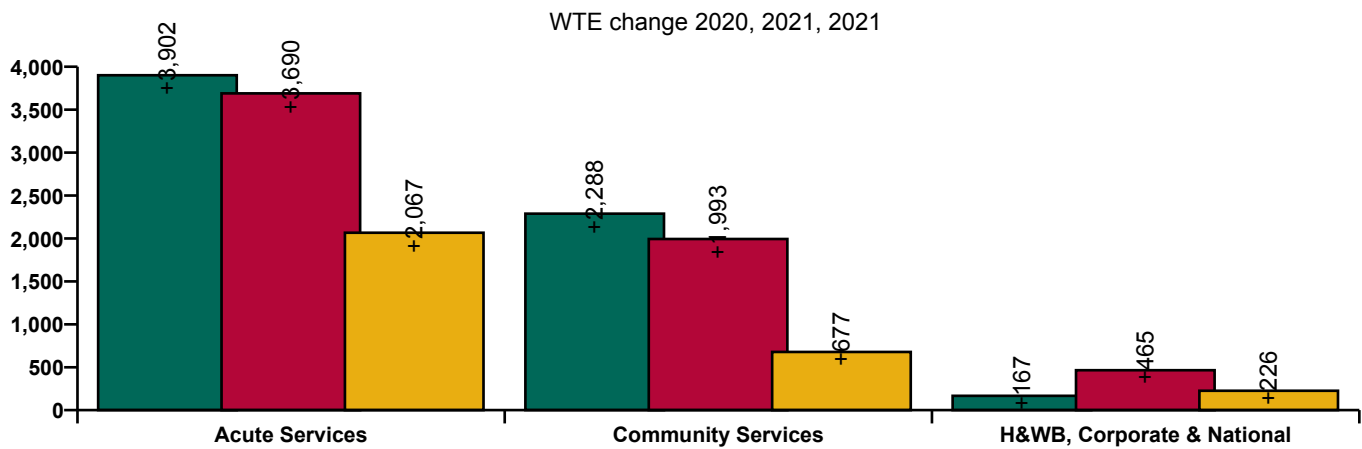
## Health Service Employment Report: July 2022

Employment by Service & Staff Group: July 2022	WTE Dec 2019	WTE Dec 2020	WTE Dec 2021	WTE Jun 2022	WTE Jul 2022	Change Dec 2019 to Dec 20	Change Dec 2020 to Dec 21	Change Dec 2021 to Jul 22	Change Jun 2022 to Jul 22	Headcount [No.] Jul 2022
<b>H&amp;WB, Corporate &amp; National</b>	<b>5,191</b>	<b>5,358</b>	<b>5,824</b>	<b>6,019</b>	<b>6,050</b>	<b>+167</b>	<b>+465</b>	<b>+226</b>	<b>+32</b>	<b>6,547</b>
Consultants	44	44	47	49	61	+0	+2	+14	+13	71
Registrars	51	59	70	63	57	+8	+11	-13	-6	80
SHO/ Interns	1	2	1	1	1	+1	-1	+0	+0	2
Medical/ Dental, other	117	127	134	134	119	+10	+8	-15	-15	152
<b>Medical &amp; Dental</b>	<b>213</b>	<b>232</b>	<b>252</b>	<b>246</b>	<b>238</b>	<b>+19</b>	<b>+20</b>	<b>-14</b>	<b>-7</b>	<b>305</b>
Nurse/ Midwife Manager	119	130	153	176	178	+11	+23	+25	+2	206
Nurse/ Midwife Specialist & AN/MP	14	16	17	16	15	+1	+2	-3	-1	19
Staff Nurse/ Staff Midwife	3	14	42	39	40	+11	+28	-2	+1	48
Public Health Nurse	4	3	2	2	2	-1	-1	-0	-0	2
Nursing/ Midwifery other	67	70	66	71	72	+2	-4	+6	+1	80
<b>Nursing &amp; Midwifery</b>	<b>207</b>	<b>232</b>	<b>280</b>	<b>303</b>	<b>306</b>	<b>+25</b>	<b>+48</b>	<b>+26</b>	<b>+3</b>	<b>355</b>
Therapy Professions	20	14	9	11	11	-6	-5	+2	+0	14
Health Science/ Diagnostics	150	154	159	152	146	+4	+5	-13	-6	187
Social Workers	4	3	6	3	3	-1	+3	-3	+0	3
Psychologists	2	2	2	2	1	+0	+0	-1	-1	1
Pharmacy	39	50	57	61	60	+11	+7	+3	-1	62
H&SC, Other	568	586	603	627	620	+18	+16	+17	-8	680
<b>Health &amp; Social Care Professionals</b>	<b>784</b>	<b>810</b>	<b>835</b>	<b>856</b>	<b>841</b>	<b>+26</b>	<b>+25</b>	<b>+6</b>	<b>-15</b>	<b>947</b>
Management (VIII & above)	707	730	816	860	861	+23	+87	+45	+1	886
Administrative/ Supervisory (V to VII)	1,374	1,451	1,707	1,843	1,873	+78	+256	+166	+31	1,964



## Health Service Employment Report: July 2022

Employment by Service & Staff Group: July 2022	WTE Dec 2019	WTE Dec 2020	WTE Dec 2021	WTE Jun 2022	WTE Jul 2022	Change Dec 2019 to Dec 20	Change Dec 2020 to Dec 21	Change Dec 2021 to Jul 22	Change Jun 2022 to Jul 22	Headcount [No.] Jul 2022
<b>H&amp;WB, Corporate &amp; National</b>	<b>5,191</b>	<b>5,358</b>	<b>5,824</b>	<b>6,019</b>	<b>6,050</b>	<b>+167</b>	<b>+465</b>	<b>+226</b>	<b>+32</b>	<b>6,547</b>
Clerical (III & IV)	1,504	1,526	1,558	1,546	1,558	+22	+32	-1	+12	1,703
<b>Management &amp; Administrative</b>	<b>3,585</b>	<b>3,707</b>	<b>4,081</b>	<b>4,249</b>	<b>4,292</b>	<b>+122</b>	<b>+375</b>	<b>+211</b>	<b>+43</b>	<b>4,553</b>
Support	114	115	108	118	120	+1	-8	+12	+2	126
Maintenance/ Technical	239	240	235	222	222	+1	-5	-13	-0	225
<b>General Support</b>	<b>353</b>	<b>355</b>	<b>342</b>	<b>340</b>	<b>341</b>	<b>+2</b>	<b>-13</b>	<b>-1</b>	<b>+2</b>	<b>351</b>
Health Care Assistants	11	16	25	22	28	+5	+9	+3	+6	32
Ambulance Staff	3	1	1	1	1	-2	+0	+0	+0	1
Care, other	36	6	6	2	2	-30	+0	-4	+0	3
<b>Patient &amp; Client Care</b>	<b>50</b>	<b>23</b>	<b>33</b>	<b>25</b>	<b>31</b>	<b>-27</b>	<b>+10</b>	<b>-1</b>	<b>+6</b>	<b>36</b>



## Health Service Employment Report: Care Group & Staff Category/ Staff Group: July 2022

### Acute Hospital Services

Employment by Care Group & Staff Group: July 2022	WTE Dec 2019	WTE Dec 2020	WTE Dec 2021	WTE Jun 2022	WTE Jul 2022	Change Dec 2019 to Dec 20	Change Dec 2020 to Dec 21	Change Dec 2021 to Jul 22	Change Jun 2022 to Jul 22	Headcount [No.] Jul 2022
<b>Acute Hospitals</b>	<b>60,604</b>	<b>64,449</b>	<b>68,069</b>	<b>69,554</b>	<b>70,166</b>	<b>+3,845</b>	<b>+3,620</b>	<b>+2,097</b>	<b>+612</b>	<b>79,553</b>
Consultants	2,781	2,973	3,101	3,161	3,186	+192	+128	+86	+25	3,486
Registrars	2,942	3,115	3,267	3,341	3,397	+173	+152	+130	+56	4,051
SHO/ Interns	2,795	3,253	3,281	3,283	3,254	+458	+29	-27	-29	4,002
Medical/ Dental, other	60	64	67	75	75	+4	+3	+9	+1	110
<b>Medical &amp; Dental</b>	<b>8,577</b>	<b>9,404</b>	<b>9,715</b>	<b>9,860</b>	<b>9,913</b>	<b>+827</b>	<b>+311</b>	<b>+198</b>	<b>+53</b>	<b>11,649</b>
Nurse/ Midwife Manager	4,709	4,923	5,285	5,479	5,541	+213	+362	+255	+62	6,121
Nurse/ Midwife Specialist & AN/MP	1,292	1,468	1,621	1,711	1,745	+176	+153	+124	+34	1,967
Staff Nurse/ Staff Midwife	16,675	17,525	18,428	18,503	18,626	+850	+903	+198	+124	21,097
Public Health Nurse	1	2	0	0	0	+0	-1	-0	-0	1
Nursing/ Midwifery Student	417	378	305	785	820	-39	-73	+515	+35	1,363
Nursing/ Midwifery other	224	226	213	180	176	+2	-13	-37	-4	208
<b>Nursing &amp; Midwifery</b>	<b>23,319</b>	<b>24,522</b>	<b>25,852</b>	<b>26,657</b>	<b>26,908</b>	<b>+1,203</b>	<b>+1,331</b>	<b>+1,056</b>	<b>+251</b>	<b>30,757</b>
Therapy Professions	2,007	2,216	2,401	2,443	2,428	+209	+186	+27	-15	2,740
Health Science/ Diagnostics	4,242	4,458	4,642	4,567	4,649	+216	+184	+7	+82	5,142
Social Care	3	4	3	3	3	+1	-1	+0	+0	5
Social Workers	355	384	419	431	429	+29	+35	+10	-2	477
Psychologists	101	110	132	137	139	+10	+22	+7	+2	170
Pharmacy	901	1,006	1,107	1,110	1,111	+106	+101	+4	+2	1,244
H&SC, Other	151	154	276	172	149	+3	+122	-127	-23	201
<b>Health &amp; Social Care Professionals</b>	<b>7,759</b>	<b>8,332</b>	<b>8,981</b>	<b>8,863</b>	<b>8,909</b>	<b>+573</b>	<b>+649</b>	<b>-72</b>	<b>+46</b>	<b>9,979</b>
Management (VIII & above)	505	565	640	689	696	+60	+74	+57	+7	713
Administrative/ Supervisory (V to VII)	2,297	2,641	2,933	3,109	3,153	+344	+292	+219	+44	3,355
Clerical (III & IV)	6,565	6,617	6,989	7,018	7,116	+52	+372	+127	+99	8,054
<b>Management &amp; Administrative</b>	<b>9,367</b>	<b>9,823</b>	<b>10,562</b>	<b>10,816</b>	<b>10,965</b>	<b>+456</b>	<b>+738</b>	<b>+403</b>	<b>+149</b>	<b>12,122</b>
Support	5,626	6,148	6,367	6,541	6,612	+522	+219	+245	+72	7,390
Maintenance/ Technical	529	537	536	542	545	+9	-2	+9	+3	558
<b>General Support</b>	<b>6,155</b>	<b>6,685</b>	<b>6,903</b>	<b>7,082</b>	<b>7,157</b>	<b>+530</b>	<b>+217</b>	<b>+255</b>	<b>+75</b>	<b>7,948</b>
Health Care Assistants	5,273	5,514	5,862	6,070	6,104	+241	+348	+242	+34	6,843
Ambulance Staff					1			+1	+1	1
Care, other	153	169	195	206	209	+15	+26	+14	+4	254
<b>Patient &amp; Client Care</b>	<b>5,426</b>	<b>5,683</b>	<b>6,057</b>	<b>6,276</b>	<b>6,314</b>	<b>+257</b>	<b>+374</b>	<b>+257</b>	<b>+38</b>	<b>7,098</b>

### Ambulance Services

Employment by Care Group & Staff Group: July 2022	WTE Dec 2019	WTE Dec 2020	WTE Dec 2021	WTE Jun 2022	WTE Jul 2022	Change Dec 2019 to Dec 20	Change Dec 2020 to Dec 21	Change Dec 2021 to Jul 22	Change Jun 2022 to Jul 22	Headcount [No.] Jul 2022
<b>NAS</b>	<b>1,933</b>	<b>1,990</b>	<b>2,060</b>	<b>2,028</b>	<b>2,031</b>	<b>+57</b>	<b>+70</b>	<b>-29</b>	<b>+2</b>	<b>2,106</b>
Consultants	1	1	1	1	1	+0	+0	+0	+0	1
Registrars			1				+1	-1		
SHO/ Interns			1				+1	-1		
<b>Medical &amp; Dental</b>	<b>1</b>	<b>1</b>	<b>3</b>	<b>1</b>	<b>1</b>	<b>+0</b>	<b>+2</b>	<b>-2</b>	<b>+0</b>	<b>1</b>
Nurse/ Midwife Manager	1	1	2	2	2	+0	+1	+0	+0	2
Staff Nurse/ Staff Midwife	1	1				+0	-1			
<b>Nursing &amp; Midwifery</b>	<b>2</b>	<b>2</b>	<b>2</b>	<b>2</b>	<b>2</b>	<b>+0</b>	<b>-0</b>	<b>+0</b>	<b>+0</b>	<b>2</b>
<b>Health &amp; Social Care Professionals</b>	<b>1</b>	<b>1</b>				<b>+0</b>	<b>-1</b>			

Management (VIII & above)	12	14	12	15	15	+2	-2	+3	+0	15
Administrative/ Supervisory (V to VII)	29	33	49	49	49	+4	+16	+1	+0	50
Clerical (III & IV)	41	42	43	46	45	+0	+1	+2	-1	49
<b>Management &amp; Administrative</b>	<b>82</b>	<b>89</b>	<b>104</b>	<b>110</b>	<b>109</b>	<b>+7</b>	<b>+15</b>	<b>+6</b>	<b>-0</b>	<b>114</b>
Support	4	4	2	4	4	+0	-1	+1	+0	4
Maintenance/ Technical	2	2	1	1	1	+0	-1	+0	+0	1
<b>General Support</b>	<b>6</b>	<b>6</b>	<b>3</b>	<b>5</b>	<b>5</b>	<b>+0</b>	<b>-2</b>	<b>+1</b>	<b>+0</b>	<b>5</b>
Health Care Assistants	2	2	1	1	1	+0	-1	+0	+0	1
Ambulance Staff	1,825	1,876	1,935	1,899	1,902	+51	+59	-33	+3	1,972
Care, other	15	14	13	11	11	-1	-1	-2	-0	11
<b>Patient &amp; Client Care</b>	<b>1,841</b>	<b>1,892</b>	<b>1,948</b>	<b>1,911</b>	<b>1,914</b>	<b>+50</b>	<b>+57</b>	<b>-35</b>	<b>+3</b>	<b>1,984</b>

## Community Health & Wellbeing

Employment by Care Group & Staff Group: July 2022	WTE	WTE Dec 2020	WTE Dec 2021	WTE Jun 2022	WTE Jul 2022	Change to Dec 20	Change Dec 2020 to Dec 21	Change Dec 2021 to Jul 22	Change Jun 2022 to Jul 22	Headcount [No.] Jul 2022
<b>CHWB</b>		<b>144</b>	<b>181</b>	<b>278</b>	<b>272</b>	<b>+144</b>	<b>+37</b>	<b>+91</b>	<b>-6</b>	<b>331</b>
Medical/ Dental, other			1				+1	-1		
<b>Medical &amp; Dental</b>			<b>1</b>				<b>+1</b>	<b>-1</b>		
Nurse/ Midwife Manager		3	3	4	4	+3	-0	+1	-0	5
Nurse/ Midwife Specialist & AN/MP			3				+3	-3		
Staff Nurse/ Staff Midwife		2	2			+2	-0	-2		
Public Health Nurse				1	1			+1	+0	1
<b>Nursing &amp; Midwifery</b>		<b>5</b>	<b>8</b>	<b>5</b>	<b>5</b>	<b>+5</b>	<b>+3</b>	<b>-3</b>	<b>-0</b>	<b>6</b>
Therapy Professions		12	10	8	7	+12	-3	-2	-1	9
Pharmacy			2				+2	-2		
H&SC, Other				12	8			+8	-4	33
<b>Health &amp; Social Care Professionals</b>		<b>12</b>	<b>11</b>	<b>20</b>	<b>16</b>	<b>+12</b>	<b>-1</b>	<b>+5</b>	<b>-4</b>	<b>42</b>
Management (VIII & above)		12	14	16	14	+12	+2	+0	-2	15
Administrative/ Supervisory (V to VII)		63	93	69	70	+63	+30	-24	+1	75
Clerical (III & IV)		22	26	30	30	+22	+4	+4	-0	39
<b>Management &amp; Administrative</b>		<b>97</b>	<b>133</b>	<b>115</b>	<b>113</b>	<b>+97</b>	<b>+36</b>	<b>-19</b>	<b>-2</b>	<b>129</b>
Maintenance/ Technical				1	1			+1	+0	1
<b>General Support</b>				<b>1</b>	<b>1</b>			<b>+1</b>	<b>+0</b>	<b>1</b>
Health Care Assistants				0	0			+0	-0	2
Care, other		30	29	136	137	+30	-1	+108	+1	151
<b>Patient &amp; Client Care</b>		<b>30</b>	<b>29</b>	<b>137</b>	<b>137</b>	<b>+30</b>	<b>-1</b>	<b>+108</b>	<b>+0</b>	<b>153</b>

## Mental Health

Employment by Care Group & Staff Group: July 2022	WTE Dec 2019	WTE Dec 2020	WTE Dec 2021	WTE Jun 2022	WTE Jul 2022	Change Dec 2019 to Dec 20	Change Dec 2020 to Dec 21	Change Dec 2021 to Jul 22	Change Jun 2022 to Jul 22	Headcount [No.] Jul 2022
<b>MH</b>	<b>9,954</b>	<b>10,301</b>	<b>10,362</b>	<b>10,460</b>	<b>10,396</b>	<b>+347</b>	<b>+61</b>	<b>+34</b>	<b>-64</b>	<b>11,612</b>
Consultants	353	370	386	379	384	+17	+16	-1	+5	426
Registrars	269	281	327	336	325	+12	+46	-2	-11	404
SHO/ Interns	261	276	246	231	209	+15	-30	-37	-23	243
Medical/ Dental, other	5	5	4	5	5	+0	-1	+1	-0	8
<b>Medical &amp; Dental</b>	<b>888</b>	<b>932</b>	<b>963</b>	<b>951</b>	<b>923</b>	<b>+44</b>	<b>+31</b>	<b>-40</b>	<b>-28</b>	<b>1,081</b>
Nurse/ Midwife Manager	1,192	1,240	1,262	1,263	1,254	+47	+22	-8	-9	1,317
Nurse/ Midwife Specialist & AN/MP	459	529	545	577	571	+70	+16	+26	-6	608
Staff Nurse/ Staff Midwife	3,003	3,076	3,097	3,017	3,010	+73	+20	-87	-7	3,268
Nursing/ Midwifery Student	87	59	50	166	160	-28	-9	+110	-6	322
Nursing/ Midwifery other	32	32	31	34	35	+0	-1	+4	+0	38
<b>Nursing &amp; Midwifery</b>	<b>4,773</b>	<b>4,935</b>	<b>4,984</b>	<b>5,056</b>	<b>5,028</b>	<b>+162</b>	<b>+49</b>	<b>+45</b>	<b>-28</b>	<b>5,553</b>
Therapy Professions	422	439	434	435	427	+17	-5	-7	-8	487

Social Care	74	80	76	73	71	+6	-4	-5	-2	83
Social Workers	350	373	379	394	390	+23	+6	+11	-5	441
Psychologists	394	424	427	431	435	+29	+3	+8	+4	485
Pharmacy	19	21	21	19	20	+2	-0	-0	+1	26
H&SC, Other	108	108	123	133	132	+0	+15	+9	-1	150
<b>Health &amp; Social Care Professionals</b>	<b>1,366</b>	<b>1,444</b>	<b>1,459</b>	<b>1,485</b>	<b>1,475</b>	<b>+78</b>	<b>+15</b>	<b>+16</b>	<b>-10</b>	<b>1,672</b>
Management (VIII & above)	57	67	65	70	67	+10	-2	+2	-2	69
Administrative/ Supervisory (V to VII)	237	245	248	262	264	+8	+3	+16	+2	281
Clerical (III & IV)	717	722	714	702	704	+5	-8	-10	+1	800
<b>Management &amp; Administrative</b>	<b>1,012</b>	<b>1,034</b>	<b>1,027</b>	<b>1,034</b>	<b>1,035</b>	<b>+22</b>	<b>-7</b>	<b>+8</b>	<b>+0</b>	<b>1,150</b>
Support	581	594	574	568	569	+14	-20	-5	+0	656
Maintenance/ Technical	131	137	129	131	130	+6	-8	+1	-0	136
<b>General Support</b>	<b>711</b>	<b>732</b>	<b>704</b>	<b>699</b>	<b>699</b>	<b>+20</b>	<b>-28</b>	<b>-4</b>	<b>+0</b>	<b>792</b>
Health Care Assistants	988	1,022	1,019	1,017	1,022	+34	-3	+3	+4	1,108
Care, other	216	203	207	217	214	-12	+4	+7	-3	256
<b>Patient &amp; Client Care</b>	<b>1,204</b>	<b>1,225</b>	<b>1,226</b>	<b>1,234</b>	<b>1,236</b>	<b>+21</b>	<b>+1</b>	<b>+10</b>	<b>+2</b>	<b>1,364</b>

## Primary Care

Employment by Care Group & Staff Group: July 2022	WTE Dec 2019	WTE Dec 2020	WTE Dec 2021	WTE Jun 2022	WTE Jul 2022	Change Dec 2019 to Dec 20	Change Dec 2020 to Dec 21	Change Dec 2021 to Jul 22	Change Jun 2022 to Jul 22	Headcount [No.] Jul 2022
<b>PC</b>	<b>10,599</b>	<b>11,572</b>	<b>12,582</b>	<b>12,611</b>	<b>12,399</b>	<b>+973</b>	<b>+1,009</b>	<b>-183</b>	<b>-213</b>	<b>15,008</b>
Consultants	44	42	46	52	52	-2	+4	+5	-0	62
Registrars	395	403	420	392	474	+9	+17	+55	+82	555
SHO/ Interns	37	42	36	38	33	+5	-6	-2	-5	45
Medical/ Dental, other	520	519	499	498	499	-0	-20	-0	+1	670
<b>Medical &amp; Dental</b>	<b>995</b>	<b>1,006</b>	<b>1,001</b>	<b>981</b>	<b>1,059</b>	<b>+11</b>	<b>-5</b>	<b>+57</b>	<b>+78</b>	<b>1,332</b>
Nurse/ Midwife Manager	359	404	459	463	451	+45	+55	-8	-12	505
Nurse/ Midwife Specialist & AN/MP	143	184	193	232	237	+41	+9	+44	+5	275
Staff Nurse/ Staff Midwife	862	927	970	1,028	1,063	+65	+43	+93	+34	1,382
Public Health Nurse	1,512	1,533	1,497	1,444	1,450	+20	-35	-48	+6	1,760
Nursing/ Midwifery Student	96	106	143	109	49	+10	+37	-94	-60	49
Nursing/ Midwifery other	4	7	5	5	6	+3	-2	+1	+1	6
<b>Nursing &amp; Midwifery</b>	<b>2,976</b>	<b>3,161</b>	<b>3,267</b>	<b>3,281</b>	<b>3,255</b>	<b>+185</b>	<b>+106</b>	<b>-12</b>	<b>-26</b>	<b>3,977</b>
Therapy Professions	1,731	1,792	1,915	2,091	2,113	+61	+123	+198	+22	2,499
Health Science/ Diagnostics	82	93	93	97	96	+12	-1	+3	-1	108
Social Care	35	33	34	35	35	-3	+1	+1	-0	37
Social Workers	139	151	167	179	185	+12	+16	+18	+6	207
Psychologists	301	300	285	294	288	-1	-15	+4	-6	326
Pharmacy	58	63	76	72	69	+5	+13	-6	-3	82
H&SC, Other	209	209	251	254	241	-0	+42	-10	-12	328
<b>Health &amp; Social Care Professionals</b>	<b>2,555</b>	<b>2,641</b>	<b>2,820</b>	<b>3,022</b>	<b>3,027</b>	<b>+86</b>	<b>+179</b>	<b>+207</b>	<b>+5</b>	<b>3,587</b>
Management (VIII & above)	306	299	350	292	292	-7	+51	-58	+0	306
Administrative/ Supervisory (V to VII)	619	685	905	824	832	+66	+220	-73	+7	896
Clerical (III & IV)	1,746	1,838	2,004	1,931	1,928	+91	+166	-76	-3	2,260
<b>Management &amp; Administrative</b>	<b>2,671</b>	<b>2,821</b>	<b>3,258</b>	<b>3,047</b>	<b>3,052</b>	<b>+150</b>	<b>+437</b>	<b>-207</b>	<b>+5</b>	<b>3,462</b>
Support	346	351	342	344	331	+5	-9	-12	-14	500
Maintenance/ Technical	59	56	69	67	65	-3	+13	-4	-1	69
<b>General Support</b>	<b>406</b>	<b>407</b>	<b>412</b>	<b>411</b>	<b>396</b>	<b>+2</b>	<b>+4</b>	<b>-16</b>	<b>-15</b>	<b>569</b>
Health Care Assistants	254	779	966	977	739	+526	+186	-227	-238	1,009
Home Help	18	18	17	17	17	-0	-1	-0	+0	42
Care, other	724	737	841	876	855	+14	+103	+14	-21	1,030
<b>Patient &amp; Client Care</b>	<b>996</b>	<b>1,535</b>	<b>1,823</b>	<b>1,869</b>	<b>1,611</b>	<b>+539</b>	<b>+288</b>	<b>-213</b>	<b>-259</b>	<b>2,081</b>

## Disabilities

Employment by Care Group & Staff Group: July 2022	WTE Dec 2019	WTE Dec 2020	WTE Dec 2021	WTE Jun 2022	WTE Jul 2022	Change Dec 2019 to Dec 20	Change Dec 2020 to Dec 21	Change Dec 2021 to Jul 22	Change Jun 2022 to Jul 22	Headcount [No.] Jul 2022
<b>Disabilities</b>	<b>18,303</b>	<b>18,944</b>	<b>19,623</b>	<b>19,710</b>	<b>19,747</b>	<b>+642</b>	<b>+678</b>	<b>+124</b>	<b>+36</b>	<b>23,274</b>
Consultants	24	24	21	21	21	+1	-3	-0	+0	27
Registrars	13	8	10	9	11	-5	+2	+2	+2	15
SHO/ Interns	7	9	7	12	9	+2	-2	+2	-3	18
Medical/ Dental, other	14	14	14	13	13	-0	+0	-1	-0	21
<b>Medical &amp; Dental</b>	<b>58</b>	<b>56</b>	<b>52</b>	<b>55</b>	<b>55</b>	<b>-3</b>	<b>-4</b>	<b>+3</b>	<b>-0</b>	<b>81</b>
Nurse/ Midwife Manager	894	897	925	934	939	+3	+28	+14	+4	1,020
Nurse/ Midwife Specialist & AN/MP	62	64	68	72	71	+2	+4	+4	-1	79
Staff Nurse/ Staff Midwife	2,572	2,593	2,629	2,578	2,573	+21	+36	-56	-5	2,970
Public Health Nurse	6	7	12	12	12	+1	+5	-0	-0	14
Nursing/ Midwifery Student	42	47	27	87	83	+5	-21	+56	-4	170
Nursing/ Midwifery other	22	24	26	28	26	+2	+2	+1	-1	29
<b>Nursing &amp; Midwifery</b>	<b>3,599</b>	<b>3,632</b>	<b>3,685</b>	<b>3,711</b>	<b>3,704</b>	<b>+34</b>	<b>+53</b>	<b>+18</b>	<b>-7</b>	<b>4,282</b>
Therapy Professions	765	795	826	770	765	+31	+31	-61	-4	894
Health Science/ Diagnostics	20	20	21	22	22	-0	+1	+1	+0	23
Social Care	2,595	2,789	3,012	2,990	3,003	+194	+222	-9	+12	3,498
Social Workers	219	228	235	225	227	+9	+7	-9	+2	267
Psychologists	204	229	247	236	230	+25	+18	-17	-6	257
Pharmacy	7	6	8	7	7	-1	+2	-1	+0	10
H&SC, Other	85	76	70	66	65	-9	-6	-5	-1	84
<b>Health &amp; Social Care Professionals</b>	<b>3,894</b>	<b>4,144</b>	<b>4,419</b>	<b>4,316</b>	<b>4,319</b>	<b>+249</b>	<b>+275</b>	<b>-100</b>	<b>+3</b>	<b>5,033</b>
Management (VIII & above)	180	204	217	226	228	+24	+13	+11	+2	232
Administrative/ Supervisory (V to VII)	479	527	570	607	619	+48	+43	+49	+12	663
Clerical (III & IV)	660	685	720	715	724	+25	+34	+4	+9	879
<b>Management &amp; Administrative</b>	<b>1,319</b>	<b>1,416</b>	<b>1,507</b>	<b>1,548</b>	<b>1,571</b>	<b>+97</b>	<b>+91</b>	<b>+64</b>	<b>+23</b>	<b>1,774</b>
Support	734	663	626	629	625	-71	-36	-2	-4	901
Maintenance/ Technical	124	132	132	123	127	+8	-1	-5	+4	137
<b>General Support</b>	<b>858</b>	<b>795</b>	<b>758</b>	<b>752</b>	<b>752</b>	<b>-63</b>	<b>-37</b>	<b>-6</b>	<b>-0</b>	<b>1,038</b>
Health Care Assistants	6,826	7,102	7,354	7,489	7,534	+276	+252	+180	+46	8,820
Home Help	109	94	82	83	82	-15	-12	-0	-1	223
Care, other	1,639	1,706	1,765	1,757	1,730	+66	+60	-35	-27	2,023
<b>Patient &amp; Client Care</b>	<b>8,574</b>	<b>8,902</b>	<b>9,202</b>	<b>9,329</b>	<b>9,347</b>	<b>+327</b>	<b>+300</b>	<b>+145</b>	<b>+18</b>	<b>11,066</b>

## Older People

Employment by Care Group & Staff Group: July 2022	WTE Dec 2019	WTE Dec 2020	WTE Dec 2021	WTE Jun 2022	WTE Jul 2022	Change Dec 2019 to Dec 20	Change Dec 2020 to Dec 21	Change Dec 2021 to Jul 22	Change Jun 2022 to Jul 22	Headcount [No.] Jul 2022
<b>Older People</b>	<b>13,233</b>	<b>13,415</b>	<b>13,623</b>	<b>13,709</b>	<b>13,749</b>	<b>+182</b>	<b>+208</b>	<b>+126</b>	<b>+40</b>	<b>16,641</b>
Consultants	4	4	7	8	7	+1	+2	+1	-0	10
Registrars	10	9	11	11	11	-1	+2	+1	+1	15
SHO/ Interns	15	14	15	15	14	-1	+1	-1	-1	18
Medical/ Dental, other	96	104	95	84	85	+7	-9	-10	+0	153
<b>Medical &amp; Dental</b>	<b>125</b>	<b>131</b>	<b>127</b>	<b>118</b>	<b>117</b>	<b>+6</b>	<b>-4</b>	<b>-9</b>	<b>-0</b>	<b>196</b>
Nurse/ Midwife Manager	709	746	764	738	735	+37	+18	-30	-4	784
Nurse/ Midwife Specialist & AN/MP	26	38	35	53	54	+12	-3	+20	+2	56
Staff Nurse/ Staff Midwife	2,576	2,624	2,682	2,689	2,709	+48	+58	+27	+20	3,099
Public Health Nurse	13	13	11	13	13	+0	-2	+1	+0	15
Nursing/ Midwifery Student	2	1	2	3	2	-1	+1	+0	-1	3
Nursing/ Midwifery other	1	4	4	3	4	+3	-0	+0	+1	4
<b>Nursing &amp; Midwifery</b>	<b>3,328</b>	<b>3,427</b>	<b>3,498</b>	<b>3,498</b>	<b>3,517</b>	<b>+99</b>	<b>+71</b>	<b>+19</b>	<b>+18</b>	<b>3,961</b>
Therapy Professions	288	295	352	350	339	+7	+56	-13	-11	387
Health Science/ Diagnostics	6	5	4	4	4	-1	-2	+0	+0	7
Social Care	3	3	3	2	2	+0	+0	-1	-0	4

Social Workers	98	100	90	78	75	+1	-10	-14	-3	85
Psychologists	2	1	2	5	5	-1	+1	+2	-0	6
Pharmacy	15	17	21	20	20	+2	+4	-2	-0	27
H&SC, Other	1	2	2	4	4	+0	+0	+3	+0	5
<b>Health &amp; Social Care Professionals</b>	<b>414</b>	<b>423</b>	<b>473</b>	<b>463</b>	<b>449</b>	<b>+9</b>	<b>+50</b>	<b>-25</b>	<b>-14</b>	<b>521</b>
Management (VIII & above)	75	79	102	109	108	+4	+23	+6	-1	112
Administrative/ Supervisory (V to VII)	165	176	201	237	242	+11	+25	+41	+5	256
Clerical (III & IV)	571	587	608	594	611	+16	+21	+3	+17	698
<b>Management &amp; Administrative</b>	<b>811</b>	<b>842</b>	<b>911</b>	<b>940</b>	<b>962</b>	<b>+31</b>	<b>+69</b>	<b>+51</b>	<b>+21</b>	<b>1,066</b>
Support	829	801	794	785	779	-28	-7	-14	-6	879
Maintenance/ Technical	98	95	95	94	95	-4	+1	-1	+1	98
<b>General Support</b>	<b>927</b>	<b>896</b>	<b>889</b>	<b>879</b>	<b>874</b>	<b>-32</b>	<b>-7</b>	<b>-15</b>	<b>-5</b>	<b>977</b>
Health Care Assistants	4,043	4,118	4,099	4,083	4,103	+75	-19	+3	+20	4,677
Home Help	3,442	3,431	3,447	3,551	3,550	-11	+16	+103	-1	5,024
Care, other	142	147	178	177	178	+5	+32	+0	+2	219
<b>Patient &amp; Client Care</b>	<b>7,627</b>	<b>7,696</b>	<b>7,724</b>	<b>7,810</b>	<b>7,831</b>	<b>+69</b>	<b>+29</b>	<b>+106</b>	<b>+20</b>	<b>9,920</b>

### CHO Operations

Employment by Care Group & Staff Group: July 2022	WTE	WTE	WTE	WTE Jun 2022	WTE Jul 2022	Change to	Change to	Change to Jul 22	Change Jun 2022 to Jul 22	Headcount [No.] Jul 2022
<b>CHO Operations</b>				<b>463</b>	<b>485</b>			<b>+485</b>	<b>+22</b>	<b>523</b>
Nurse/ Midwife Manager				20	20			+20	-0	21
Nurse/ Midwife Specialist & AN/MP				5	5			+5	+0	5
Staff Nurse/ Staff Midwife				5	5			+5	+0	7
Public Health Nurse				1	1			+1	+0	1
<b>Nursing &amp; Midwifery</b>				<b>31</b>	<b>31</b>			<b>+31</b>	<b>+0</b>	<b>34</b>
Therapy Professions				1	1			+1	+0	1
Social Workers				23	26			+26	+2	28
Pharmacy				8	7			+7	-1	8
<b>Health &amp; Social Care Professionals</b>				<b>32</b>	<b>34</b>			<b>+34</b>	<b>+2</b>	<b>37</b>
Management (VIII & above)				92	96			+96	+4	100
Administrative/ Supervisory (V to VII)				188	197			+197	+10	212
Clerical (III & IV)				105	110			+110	+5	122
<b>Management &amp; Administrative</b>				<b>385</b>	<b>404</b>			<b>+404</b>	<b>+19</b>	<b>434</b>
Support				5	6			+6	+0	7
Maintenance/ Technical					1			+1	+1	1
<b>General Support</b>				<b>5</b>	<b>7</b>			<b>+7</b>	<b>+1</b>	<b>8</b>
Health Care Assistants				3	3			+3	-0	3
Care, other				7	7			+7	-0	7
<b>Patient &amp; Client Care</b>				<b>10</b>	<b>10</b>			<b>+10</b>	<b>-0</b>	<b>10</b>

### Health Business Service

Employment by Care Group & Staff Group: July 2022	WTE Dec 2019	WTE Dec 2020	WTE Dec 2021	WTE Jun 2022	WTE Jul 2022	Change Dec 2019 to Dec 20	Change Dec 2020 to Dec 21	Change Dec 2021 to Jul 22	Change Jun 2022 to Jul 22	Headcount [No.] Jul 2022
<b>HBS</b>	<b>666</b>	<b>683</b>	<b>421</b>	<b>399</b>	<b>400</b>	<b>+17</b>	<b>-263</b>	<b>-21</b>	<b>+1</b>	<b>413</b>
Medical/ Dental, other	2					-2				
<b>Medical &amp; Dental</b>	<b>2</b>					<b>-2</b>				
Nurse/ Midwife Manager	6	3	5	5	5	-3	+2	+0	+0	5
Nursing/ Midwifery other	1	1				+0	-1			
<b>Nursing &amp; Midwifery</b>	<b>6</b>	<b>4</b>	<b>5</b>	<b>5</b>	<b>5</b>	<b>-3</b>	<b>+1</b>	<b>+0</b>	<b>+0</b>	<b>5</b>
Health Science/ Diagnostics	1	1	1	1	1	+0	+0	+0	+0	1
H&SC, Other	1	1	1			+0	+0	-1		
<b>Health &amp; Social Care Professionals</b>	<b>2</b>	<b>2</b>	<b>2</b>	<b>1</b>	<b>1</b>	<b>+0</b>	<b>+0</b>	<b>-1</b>	<b>+0</b>	<b>1</b>

Management (VIII & above)	62	62	47	44	45	+1	-15	-2	+1	46
Administrative/ Supervisory (V to VII)	131	142	68	70	69	+11	-73	+1	-1	72
Clerical (III & IV)	213	226	55	51	52	+14	-171	-3	+2	57
<b>Management &amp; Administrative</b>	<b>405</b>	<b>430</b>	<b>171</b>	<b>165</b>	<b>166</b>	<b>+25</b>	<b>-259</b>	<b>-5</b>	<b>+1</b>	<b>175</b>
Support	21	19	17	16	16	-2	-2	-1	-0	17
Maintenance/ Technical	228	228	225	211	211	-0	-3	-14	-0	214
<b>General Support</b>	<b>249</b>	<b>247</b>	<b>242</b>	<b>227</b>	<b>227</b>	<b>-2</b>	<b>-5</b>	<b>-15</b>	<b>-0</b>	<b>231</b>
Health Care Assistants	1	1	1	1	1	+0	+0	+0	+0	1
Care, other	1					-1				
<b>Patient &amp; Client Care</b>	<b>2</b>	<b>1</b>	<b>1</b>	<b>1</b>	<b>1</b>	<b>-1</b>	<b>+0</b>	<b>+0</b>	<b>+0</b>	<b>1</b>

## Corporate Functions

Employment by Care Group & Staff Group: July 2022	WTE Dec 2019	WTE Dec 2020	WTE Dec 2021	WTE Jun 2022	WTE Jul 2022	Change Dec 2019 to Dec 20	Change Dec 2020 to Dec 21	Change Dec 2021 to Jul 22	Change Jun 2022 to Jul 22	Headcount [No.] Jul 2022
<b>Corporate</b>	<b>3,952</b>	<b>4,163</b>	<b>4,763</b>	<b>4,968</b>	<b>4,997</b>	<b>+212</b>	<b>+599</b>	<b>+234</b>	<b>+29</b>	<b>5,402</b>
Consultants	43	42	46	43	45	-1	+3	-1	+2	50
Registrars	24	30	35	32	25	+6	+5	-10	-7	40
SHO/ Interns	1	2	1	1	1	+1	-1	+0	+0	2
Medical/ Dental, other	26	25	29	29	28	-1	+4	-1	-1	46
<b>Medical &amp; Dental</b>	<b>94</b>	<b>99</b>	<b>111</b>	<b>104</b>	<b>98</b>	<b>+5</b>	<b>+12</b>	<b>-12</b>	<b>-6</b>	<b>138</b>
Nurse/ Midwife Manager	100	112	117	133	133	+12	+4	+16	-0	159
Nurse/ Midwife Specialist & AN/MP	10	12	16	15	14	+2	+5	-3	-1	18
Staff Nurse/ Staff Midwife	1	10	13	10	11	+9	+3	-3	+0	17
Public Health Nurse	0	0	0	0	0	+0	-0	+0	+0	0
Nursing/ Midwifery other	66	69	66	71	72	+2	-3	+6	+1	80
<b>Nursing &amp; Midwifery</b>	<b>178</b>	<b>203</b>	<b>212</b>	<b>230</b>	<b>230</b>	<b>+26</b>	<b>+9</b>	<b>+17</b>	<b>+0</b>	<b>274</b>
Therapy Professions	2	5	4	5	6	+2	-1	+2	+1	8
Health Science/ Diagnostics	89	93	96	93	89	+4	+3	-7	-4	120
Social Workers	4	3	6	3	3	-1	+3	-3	+0	3
Psychologists	1	1	1	1		+0	+0	-1	-1	
Pharmacy	37	45	52	56	56	+9	+7	+3	-1	57
H&SC, Other	533	547	561	585	577	+14	+14	+15	-8	633
<b>Health &amp; Social Care Professionals</b>	<b>666</b>	<b>694</b>	<b>720</b>	<b>743</b>	<b>730</b>	<b>+28</b>	<b>+25</b>	<b>+11</b>	<b>-13</b>	<b>821</b>
Management (VIII & above)	601	626	714	755	756	+25	+88	+42	+1	778
Administrative/ Supervisory (V to VII)	1,106	1,201	1,483	1,608	1,644	+95	+282	+161	+35	1,719
Clerical (III & IV)	1,192	1,215	1,398	1,397	1,406	+24	+182	+8	+9	1,532
<b>Management &amp; Administrative</b>	<b>2,898</b>	<b>3,043</b>	<b>3,595</b>	<b>3,760</b>	<b>3,806</b>	<b>+144</b>	<b>+553</b>	<b>+211</b>	<b>+46</b>	<b>4,029</b>
Support	92	95	89	99	101	+3	-6	+12	+2	106
Maintenance/ Technical	11	12	10	11	11	+1	-2	+1	-0	11
<b>General Support</b>	<b>103</b>	<b>107</b>	<b>99</b>	<b>110</b>	<b>112</b>	<b>+4</b>	<b>-8</b>	<b>+13</b>	<b>+2</b>	<b>117</b>
Health Care Assistants	9	15	24	19	20	+5	+9	-4	+0	22
Ambulance Staff	3	1	1	1	1	-2	+0	+0	+0	1
Care, other	1	2	1			+1	-1	-1		
<b>Patient &amp; Client Care</b>	<b>13</b>	<b>18</b>	<b>26</b>	<b>20</b>	<b>21</b>	<b>+4</b>	<b>+8</b>	<b>-5</b>	<b>+0</b>	<b>23</b>

## Health & Well-being

Employment by Care Group & Staff Group: July 2022	WTE Dec 2019	WTE Dec 2020	WTE Dec 2021	WTE Jun 2022	WTE Jul 2022	Change Dec 2019 to Dec 20	Change Dec 2020 to Dec 21	Change Dec 2021 to Jul 22	Change Jun 2022 to Jul 22	Headcount [No.] Jul 2022
<b>HWB</b>	<b>574</b>	<b>511</b>	<b>641</b>	<b>652</b>	<b>654</b>	<b>-62</b>	<b>+129</b>	<b>+13</b>	<b>+1</b>	<b>732</b>
Consultants	1	2	1	6	17	+1	-1	+16	+11	21
Registrars	28	29	35	31	32	+2	+6	-3	+1	40
Medical/ Dental, other	89	102	105	105	91	+12	+4	-14	-13	106
<b>Medical &amp; Dental</b>	<b>118</b>	<b>133</b>	<b>141</b>	<b>141</b>	<b>140</b>	<b>+15</b>	<b>+8</b>	<b>-1</b>	<b>-1</b>	<b>167</b>

Nurse/ Midwife Manager	14	15	32	38	40	+1	+17	+9	+2	42
Nurse/ Midwife Specialist & AN/MP	4	4	1	1	1	-1	-3	+0	+0	1
Staff Nurse/ Staff Midwife	1	4	28	29	29	+2	+25	+0	+0	31
Public Health Nurse	4	3	2	2	2	-1	-1	-0	-0	2
<b>Nursing &amp; Midwifery</b>	<b>23</b>	<b>25</b>	<b>63</b>	<b>69</b>	<b>72</b>	<b>+2</b>	<b>+38</b>	<b>+9</b>	<b>+3</b>	<b>76</b>
Therapy Professions	18	9	5	6	5	-9	-4	-0	-1	6
Health Science/ Diagnostics	60	60	62	58	56	+0	+2	-6	-1	66
Psychologists	1	1	1	1	1	+0	+0	+0	+0	1
Pharmacy	2	5	5	5	4	+3	+0	-1	-1	5
H&SC, Other	34	38	40	43	43	+4	+2	+3	+0	47
<b>Health &amp; Social Care Professionals</b>	<b>115</b>	<b>114</b>	<b>114</b>	<b>112</b>	<b>110</b>	<b>-2</b>	<b>+0</b>	<b>-4</b>	<b>-3</b>	<b>125</b>
Management (VIII & above)	45	41	55	61	60	-3	+14	+5	-1	62
Administrative/ Supervisory (V to VII)	136	109	155	164	161	-28	+47	+5	-3	173
Clerical (III & IV)	100	84	105	98	99	-16	+21	-6	+1	114
<b>Management &amp; Administrative</b>	<b>281</b>	<b>234</b>	<b>315</b>	<b>324</b>	<b>320</b>	<b>-47</b>	<b>+81</b>	<b>+5</b>	<b>-3</b>	<b>349</b>
Support	1	1	1	2	2	+0	+0	+1	+0	3
<b>General Support</b>	<b>1</b>	<b>1</b>	<b>1</b>	<b>2</b>	<b>2</b>	<b>+0</b>	<b>+0</b>	<b>+1</b>	<b>+0</b>	<b>3</b>
Health Care Assistants	0	0	0	1	7	+0	+0	+7	+6	9
Care, other	35	4	5	2	2	-31	+1	-3	+0	3
<b>Patient &amp; Client Care</b>	<b>35</b>	<b>4</b>	<b>6</b>	<b>4</b>	<b>10</b>	<b>-31</b>	<b>+1</b>	<b>+4</b>	<b>+6</b>	<b>12</b>



## Health Service Employment Report: Hospital Group/ CHO & Staff Category/ Staff Group: July 2022

National Ambulance Service: July 2022	WTE Dec 2019	WTE Dec 2020	WTE Dec 2021	WTE Jun 2022	WTE Jul 2022	Change Dec 2019 to Dec 20	Change Dec 2020 to Dec 21	Change Dec 2021 to Jul 22	Change Jun 2022 to Jul 22	Headcount [No.] Jul 2022
<b>NAS</b>	<b>1,933</b>	<b>1,990</b>	<b>2,060</b>	<b>2,028</b>	<b>2,031</b>	<b>+57</b>	<b>+70</b>	<b>-29</b>	<b>+2</b>	<b>2,106</b>
Consultants	1	1	1	1	1	+0	+0	+0	+0	1
Registrars			1				+1	-1		
SHO/ Interns			1				+1	-1		
<b>Medical &amp; Dental</b>	<b>1</b>	<b>1</b>	<b>3</b>	<b>1</b>	<b>1</b>	<b>+0</b>	<b>+2</b>	<b>-2</b>	<b>+0</b>	<b>1</b>
Nurse/ Midwife Manager	1	1	2	2	2	+0	+1	+0	+0	2
Staff Nurse/ Staff Midwife	1	1				+0	-1			
<b>Nursing &amp; Midwifery</b>	<b>2</b>	<b>2</b>	<b>2</b>	<b>2</b>	<b>2</b>	<b>+0</b>	<b>-0</b>	<b>+0</b>	<b>+0</b>	<b>2</b>
Therapy Professions	1	1				+0	-1			
<b>Health &amp; Social Care Professionals</b>	<b>1</b>	<b>1</b>				<b>+0</b>	<b>-1</b>			
Management (VIII & above)	12	14	12	15	15	+2	-2	+3	+0	15
Administrative/ Supervisory (V to VII)	29	33	49	49	49	+4	+16	+1	+0	50
Clerical (III & IV)	41	42	43	46	45	+0	+1	+2	-1	49
<b>Management &amp; Administrative</b>	<b>82</b>	<b>89</b>	<b>104</b>	<b>110</b>	<b>109</b>	<b>+7</b>	<b>+15</b>	<b>+6</b>	<b>-0</b>	<b>114</b>
Support	4	4	2	4	4	+0	-1	+1	+0	4
Maintenance/ Technical	2	2	1	1	1	+0	-1	+0	+0	1
<b>General Support</b>	<b>6</b>	<b>6</b>	<b>3</b>	<b>5</b>	<b>5</b>	<b>+0</b>	<b>-2</b>	<b>+1</b>	<b>+0</b>	<b>5</b>
Health Care Assistants	2	2	1	1	1	+0	-1	+0	+0	1
Ambulance Staff	1,825	1,876	1,935	1,899	1,902	+51	+59	-33	+3	1,972
Care, other	15	14	13	11	11	-1	-1	-2	-0	11
<b>Patient &amp; Client Care</b>	<b>1,841</b>	<b>1,892</b>	<b>1,948</b>	<b>1,911</b>	<b>1,914</b>	<b>+50</b>	<b>+57</b>	<b>-35</b>	<b>+3</b>	<b>1,984</b>

Children's Health Ireland: July 2022	WTE Dec 2019	WTE Dec 2020	WTE Dec 2021	WTE Jun 2022	WTE Jul 2022	Change Dec 2019 to Dec 20	Change Dec 2020 to Dec 21	Change Dec 2021 to Jul 22	Change Jun 2022 to Jul 22	Headcount [No.] Jul 2022
<b>CHI</b>	<b>3,602</b>	<b>3,762</b>	<b>3,974</b>	<b>4,032</b>	<b>4,034</b>	<b>+160</b>	<b>+212</b>	<b>+60</b>	<b>+2</b>	<b>4,799</b>
Consultants	220	237	246	252	254	+17	+9	+8	+2	278
Registrars	204	217	213	230	216	+13	-5	+3	-14	378
SHO/ Interns	88	95	104	103	95	+7	+9	-9	-8	181
Medical/ Dental, other	1	1	1	1	1	+0	-0	+0	+0	2
<b>Medical &amp; Dental</b>	<b>514</b>	<b>551</b>	<b>564</b>	<b>586</b>	<b>566</b>	<b>+37</b>	<b>+14</b>	<b>+2</b>	<b>-19</b>	<b>839</b>
Nurse/ Midwife Manager	331	334	359	367	366	+3	+25	+7	-1	428
Nurse/ Midwife Specialist & AN/MP	152	172	187	186	196	+20	+15	+9	+9	233
Staff Nurse/ Staff Midwife	805	850	906	899	916	+45	+56	+10	+17	1,040
Nursing/ Midwifery Student	75	56	63	74	66	-19	+7	+3	-8	87
Nursing/ Midwifery other	10	8	7	9	9	-2	-1	+2	+0	10
<b>Nursing &amp; Midwifery</b>	<b>1,374</b>	<b>1,421</b>	<b>1,522</b>	<b>1,535</b>	<b>1,554</b>	<b>+47</b>	<b>+101</b>	<b>+32</b>	<b>+18</b>	<b>1,798</b>
Therapy Professions	136	145	167	155	152	+9	+22	-15	-4	178
Health Science/ Diagnostics	280	285	300	307	304	+5	+15	+4	-3	332
Social Workers	57	60	65	65	64	+3	+5	-0	-0	78
Psychologists	38	42	47	48	49	+4	+6	+2	+1	64
Pharmacy	45	51	61	56	60	+7	+10	-1	+3	65
H&SC, Other	25	26	27	26	25	+1	+1	-2	-0	33
<b>Health &amp; Social Care Professionals</b>	<b>581</b>	<b>609</b>	<b>667</b>	<b>658</b>	<b>655</b>	<b>+28</b>	<b>+58</b>	<b>-12</b>	<b>-3</b>	<b>750</b>
Management (VIII & above)	52	54	68	74	77	+1	+15	+9	+3	78
Administrative/ Supervisory (V to VII)	272	299	322	333	332	+27	+23	+10	-1	357
Clerical (III & IV)	420	409	418	428	437	-11	+9	+19	+9	504
<b>Management &amp; Administrative</b>	<b>744</b>	<b>762</b>	<b>809</b>	<b>836</b>	<b>847</b>	<b>+17</b>	<b>+47</b>	<b>+38</b>	<b>+11</b>	<b>939</b>

Children's Health Ireland: July 2022	WTE Dec 2019	WTE Dec 2020	WTE Dec 2021	WTE Jun 2022	WTE Jul 2022	Change Dec 2019 to Dec 20	Change Dec 2020 to Dec 21	Change Dec 2021 to Jul 22	Change Jun 2022 to Jul 22	Headcount [No.] Jul 2022
<b>CHI</b>	<b>3,602</b>	<b>3,762</b>	<b>3,974</b>	<b>4,032</b>	<b>4,034</b>	<b>+160</b>	<b>+212</b>	<b>+60</b>	<b>+2</b>	<b>4,799</b>
Support	195	210	205	210	206	+15	-5	+1	-3	234
Maintenance/ Technical	15	15	16	16	16	+0	+1	-0	+0	16
<b>General Support</b>	<b>210</b>	<b>225</b>	<b>221</b>	<b>225</b>	<b>222</b>	<b>+15</b>	<b>-4</b>	<b>+1</b>	<b>-3</b>	<b>250</b>
Health Care Assistants	165	182	179	182	180	+17	-2	+0	-3	209
Care, other	14	13	11	10	11	-0	-2	-0	+0	14
<b>Patient &amp; Client Care</b>	<b>179</b>	<b>195</b>	<b>191</b>	<b>193</b>	<b>191</b>	<b>+16</b>	<b>-5</b>	<b>+0</b>	<b>-2</b>	<b>223</b>

Dublin Midlands Hospital Group: July 2022	WTE Dec 2019	WTE Dec 2020	WTE Dec 2021	WTE Jun 2022	WTE Jul 2022	Change Dec 2019 to Dec 20	Change Dec 2020 to Dec 21	Change Dec 2021 to Jul 22	Change Jun 2022 to Jul 22	Headcount [No.] Jul 2022
<b>DMHG</b>	<b>10,819</b>	<b>11,288</b>	<b>11,707</b>	<b>11,935</b>	<b>12,066</b>	<b>+469</b>	<b>+419</b>	<b>+359</b>	<b>+131</b>	<b>13,864</b>
Consultants	464	499	513	536	544	+35	+14	+30	+7	589
Registrars	490	522	531	537	561	+32	+9	+30	+24	833
SHO/ Interns	424	460	473	465	465	+37	+12	-7	+1	700
Medical/ Dental, other	7	7	7	11	11	+1	-0	+3	+0	14
<b>Medical &amp; Dental</b>	<b>1,384</b>	<b>1,489</b>	<b>1,524</b>	<b>1,549</b>	<b>1,581</b>	<b>+105</b>	<b>+36</b>	<b>+56</b>	<b>+32</b>	<b>2,136</b>
Nurse/ Midwife Manager	877	908	949	966	982	+31	+40	+34	+16	1,083
Nurse/ Midwife Specialist & AN/MP	205	236	257	270	276	+32	+21	+19	+6	314
Staff Nurse/ Staff Midwife	2,835	2,950	3,011	3,003	2,993	+115	+60	-18	-10	3,292
Nursing/ Midwifery Student	42	44	44	124	168	+2	-0	+125	+44	276
Nursing/ Midwifery other	36	38	41	41	39	+2	+3	-2	-2	45
<b>Nursing &amp; Midwifery</b>	<b>3,994</b>	<b>4,177</b>	<b>4,301</b>	<b>4,403</b>	<b>4,458</b>	<b>+182</b>	<b>+124</b>	<b>+158</b>	<b>+55</b>	<b>5,010</b>
Therapy Professions	367	397	413	428	428	+30	+16	+15	+0	478
Health Science/ Diagnostics	979	1,001	1,011	998	1,004	+22	+10	-8	+5	1,088
Social Workers	79	87	90	95	91	+8	+3	+1	-4	99
Psychologists	13	13	17	15	15	+1	+4	-2	+0	17
Pharmacy	220	243	251	245	239	+23	+8	-13	-6	263
H&SC, Other	34	46	63	46	43	+12	+17	-20	-3	48
<b>Health &amp; Social Care Professionals</b>	<b>1,692</b>	<b>1,788</b>	<b>1,846</b>	<b>1,827</b>	<b>1,821</b>	<b>+96</b>	<b>+58</b>	<b>-25</b>	<b>-7</b>	<b>1,993</b>
Management (VIII & above)	117	126	139	143	144	+9	+13	+5	+1	148
Administrative/ Supervisory (V to VII)	494	523	554	598	606	+28	+31	+52	+8	641
Clerical (III & IV)	1,055	1,046	1,115	1,107	1,116	-9	+70	+1	+9	1,299
<b>Management &amp; Administrative</b>	<b>1,667</b>	<b>1,695</b>	<b>1,808</b>	<b>1,848</b>	<b>1,866</b>	<b>+28</b>	<b>+113</b>	<b>+58</b>	<b>+18</b>	<b>2,088</b>
Support	764	771	803	805	815	+7	+31	+12	+10	930
Maintenance/ Technical	130	130	127	132	131	-0	-3	+5	-0	135
<b>General Support</b>	<b>894</b>	<b>901</b>	<b>929</b>	<b>936</b>	<b>947</b>	<b>+7</b>	<b>+28</b>	<b>+17</b>	<b>+10</b>	<b>1,065</b>
Health Care Assistants	1,167	1,217	1,270	1,343	1,364	+51	+52	+94	+21	1,535
Care, other	21	21	29	28	29	+1	+8	+0	+1	37
<b>Patient &amp; Client Care</b>	<b>1,187</b>	<b>1,239</b>	<b>1,299</b>	<b>1,371</b>	<b>1,394</b>	<b>+51</b>	<b>+60</b>	<b>+94</b>	<b>+22</b>	<b>1,572</b>

Ireland East Hospital Group: July 2022	WTE Dec 2019	WTE Dec 2020	WTE Dec 2021	WTE Jun 2022	WTE Jul 2022	Change Dec 2019 to Dec 20	Change Dec 2020 to Dec 21	Change Dec 2021 to Jul 22	Change Jun 2022 to Jul 22	Headcount [No.] Jul 2022
<b>IEHG</b>	<b>12,502</b>	<b>13,478</b>	<b>14,129</b>	<b>14,367</b>	<b>14,448</b>	<b>+976</b>	<b>+651</b>	<b>+319</b>	<b>+81</b>	<b>16,022</b>
Consultants	551	599	621	632	638	+48	+22	+17	+6	734
Registrars	623	666	715	728	734	+43	+49	+19	+6	757
SHO/ Interns	576	676	676	687	679	+100	+0	+3	-7	708
Medical/ Dental, other	26	28	30	35	33	+2	+2	+3	-1	48
<b>Medical &amp; Dental</b>	<b>1,775</b>	<b>1,968</b>	<b>2,042</b>	<b>2,081</b>	<b>2,085</b>	<b>+194</b>	<b>+73</b>	<b>+43</b>	<b>+4</b>	<b>2,247</b>
Nurse/ Midwife Manager	963	1,054	1,115	1,163	1,189	+91	+62	+73	+25	1,298

Ireland East Hospital Group: July 2022	WTE Dec 2019	WTE Dec 2020	WTE Dec 2021	WTE Jun 2022	WTE Jul 2022	Change Dec 2019 to Dec 20	Change Dec 2020 to Dec 21	Change Dec 2021 to Jul 22	Change Jun 2022 to Jul 22	Headcount [No.] Jul 2022
<b>IEHG</b>	<b>12,502</b>	<b>13,478</b>	<b>14,129</b>	<b>14,367</b>	<b>14,448</b>	<b>+976</b>	<b>+651</b>	<b>+319</b>	<b>+81</b>	<b>16,022</b>
Nurse/ Midwife Specialist & AN/MP	310	340	361	376	383	+30	+21	+22	+7	430
Staff Nurse/ Staff Midwife	3,328	3,452	3,675	3,706	3,664	+123	+223	-11	-42	4,042
Nursing/ Midwifery Student	57	109	68	165	177	+52	-40	+109	+12	290
Nursing/ Midwifery other	77	73	69	49	47	-4	-4	-21	-2	57
<b>Nursing &amp; Midwifery</b>	<b>4,735</b>	<b>5,027</b>	<b>5,289</b>	<b>5,460</b>	<b>5,460</b>	<b>+292</b>	<b>+262</b>	<b>+172</b>	<b>+1</b>	<b>6,117</b>
Therapy Professions	514	585	607	597	597	+71	+22	-11	-0	676
Health Science/ Diagnostics	738	797	852	820	837	+59	+54	-15	+17	914
Social Care	1	1	1	1	1	+0	+0	+0	+0	2
Social Workers	82	91	103	104	106	+9	+12	+3	+1	114
Psychologists	33	36	43	46	47	+3	+7	+3	+1	55
Pharmacy	194	201	217	215	216	+7	+16	-2	+1	238
H&SC, Other	27	28	40	34	33	+1	+12	-7	-1	48
<b>Health &amp; Social Care Professionals</b>	<b>1,589</b>	<b>1,739</b>	<b>1,864</b>	<b>1,816</b>	<b>1,835</b>	<b>+151</b>	<b>+124</b>	<b>-29</b>	<b>+19</b>	<b>2,047</b>
Management (VIII & above)	86	106	137	150	153	+20	+31	+16	+2	157
Administrative/ Supervisory (V to VII)	544	630	678	696	723	+86	+48	+45	+27	767
Clerical (III & IV)	1,252	1,269	1,316	1,307	1,334	+17	+47	+17	+27	1,508
<b>Management &amp; Administrative</b>	<b>1,882</b>	<b>2,005</b>	<b>2,131</b>	<b>2,153</b>	<b>2,209</b>	<b>+123</b>	<b>+126</b>	<b>+78</b>	<b>+56</b>	<b>2,432</b>
Support	1,352	1,352	1,370	1,373	1,388	-1	+18	+18	+15	1,548
Maintenance/ Technical	120	130	128	130	132	+9	-2	+4	+2	135
<b>General Support</b>	<b>1,473</b>	<b>1,481</b>	<b>1,498</b>	<b>1,504</b>	<b>1,520</b>	<b>+9</b>	<b>+17</b>	<b>+22</b>	<b>+16</b>	<b>1,683</b>
Health Care Assistants	1,021	1,226	1,274	1,319	1,304	+205	+49	+29	-15	1,452
Care, other	28	31	31	35	34	+3	-0	+3	-0	44
<b>Patient &amp; Client Care</b>	<b>1,049</b>	<b>1,257</b>	<b>1,305</b>	<b>1,353</b>	<b>1,338</b>	<b>+208</b>	<b>+48</b>	<b>+33</b>	<b>-15</b>	<b>1,496</b>

RCSI Hospitals Group: July 2022	WTE Dec 2019	WTE Dec 2020	WTE Dec 2021	WTE Jun 2022	WTE Jul 2022	Change Dec 2019 to Dec 20	Change Dec 2020 to Dec 21	Change Dec 2021 to Jul 22	Change Jun 2022 to Jul 22	Headcount [No.] Jul 2022
<b>RCSI</b>	<b>9,663</b>	<b>10,197</b>	<b>10,606</b>	<b>10,871</b>	<b>10,955</b>	<b>+534</b>	<b>+409</b>	<b>+349</b>	<b>+85</b>	<b>12,311</b>
Consultants	441	470	502	503	509	+30	+32	+7	+7	542
Registrars	481	508	531	529	532	+27	+23	+1	+3	627
SHO/ Interns	439	510	501	502	511	+71	-9	+11	+9	610
Medical/ Dental, other	5	7	4	5	5	+1	-2	+0	+0	7
<b>Medical &amp; Dental</b>	<b>1,366</b>	<b>1,495</b>	<b>1,538</b>	<b>1,538</b>	<b>1,557</b>	<b>+129</b>	<b>+44</b>	<b>+19</b>	<b>+19</b>	<b>1,786</b>
Nurse/ Midwife Manager	769	820	915	957	967	+51	+94	+53	+10	1,068
Nurse/ Midwife Specialist & AN/MP	185	208	235	257	261	+23	+27	+26	+5	289
Staff Nurse/ Staff Midwife	2,588	2,767	2,789	2,848	2,872	+179	+22	+83	+24	3,180
Nursing/ Midwifery Student	106	51	43	116	114	-55	-8	+71	-2	184
Nursing/ Midwifery other	43	42	37	28	27	-1	-5	-10	-1	30
<b>Nursing &amp; Midwifery</b>	<b>3,692</b>	<b>3,889</b>	<b>4,019</b>	<b>4,206</b>	<b>4,242</b>	<b>+196</b>	<b>+131</b>	<b>+222</b>	<b>+36</b>	<b>4,751</b>
Therapy Professions	332	362	391	402	400	+29	+30	+8	-2	441
Health Science/ Diagnostics	589	609	608	618	630	+20	-1	+22	+12	697
Social Workers	66	66	72	73	73	+0	+6	+2	+0	80
Psychologists	12	12	14	14	15	+0	+2	+1	+1	17
Pharmacy	127	146	157	152	151	+19	+11	-6	-1	171
H&SC, Other	14	12	27	13	13	-3	+15	-15	-1	19
<b>Health &amp; Social Care Professionals</b>	<b>1,140</b>	<b>1,207</b>	<b>1,269</b>	<b>1,273</b>	<b>1,282</b>	<b>+66</b>	<b>+63</b>	<b>+13</b>	<b>+9</b>	<b>1,425</b>
Management (VIII & above)	82	98	96	104	108	+16	-2	+12	+4	110
Administrative/ Supervisory (V to VII)	349	415	466	492	495	+66	+51	+29	+3	529
Clerical (III & IV)	1,031	1,026	1,056	1,030	1,044	-6	+31	-12	+14	1,208
<b>Management &amp; Administrative</b>	<b>1,462</b>	<b>1,538</b>	<b>1,619</b>	<b>1,625</b>	<b>1,647</b>	<b>+76</b>	<b>+81</b>	<b>+28</b>	<b>+22</b>	<b>1,847</b>
Support	974	1,002	982	1,017	1,010	+28	-20	+28	-8	1,139

RCSI Hospitals Group: July 2022	WTE Dec 2019	WTE Dec 2020	WTE Dec 2021	WTE Jun 2022	WTE Jul 2022	Change Dec 2019 to Dec 20	Change Dec 2020 to Dec 21	Change Dec 2021 to Jul 22	Change Jun 2022 to Jul 22	Headcount [No.] Jul 2022
<b>RCSI</b>	<b>9,663</b>	<b>10,197</b>	<b>10,606</b>	<b>10,871</b>	<b>10,955</b>	<b>+534</b>	<b>+409</b>	<b>+349</b>	<b>+85</b>	<b>12,311</b>
Maintenance/ Technical	89	91	91	92	92	+2	-1	+1	+0	95
<b>General Support</b>	<b>1,063</b>	<b>1,093</b>	<b>1,073</b>	<b>1,109</b>	<b>1,102</b>	<b>+30</b>	<b>-20</b>	<b>+29</b>	<b>-7</b>	<b>1,234</b>
Health Care Assistants	902	942	1,056	1,086	1,094	+40	+114	+38	+8	1,232
Care, other	37	34	32	32	32	-3	-3	-0	-1	36
<b>Patient &amp; Client Care</b>	<b>939</b>	<b>976</b>	<b>1,088</b>	<b>1,119</b>	<b>1,126</b>	<b>+37</b>	<b>+112</b>	<b>+38</b>	<b>+7</b>	<b>1,268</b>

Saolta University Hospital Care: July 2022	WTE Dec 2019	WTE Dec 2020	WTE Dec 2021	WTE Jun 2022	WTE Jul 2022	Change Dec 2019 to Dec 20	Change Dec 2020 to Dec 21	Change Dec 2021 to Jul 22	Change Jun 2022 to Jul 22	Headcount [No.] Jul 2022
<b>Saolta</b>	<b>9,253</b>	<b>9,829</b>	<b>10,566</b>	<b>10,831</b>	<b>10,947</b>	<b>+576</b>	<b>+737</b>	<b>+381</b>	<b>+116</b>	<b>12,546</b>
Consultants	463	476	491	497	503	+14	+14	+13	+6	551
Registrars	445	468	493	504	518	+24	+25	+25	+14	596
SHO/ Interns	535	637	665	662	639	+102	+28	-26	-22	804
Medical/ Dental, other	10	12	13	13	13	+2	+1	+0	-0	18
<b>Medical &amp; Dental</b>	<b>1,452</b>	<b>1,594</b>	<b>1,662</b>	<b>1,676</b>	<b>1,673</b>	<b>+141</b>	<b>+68</b>	<b>+12</b>	<b>-3</b>	<b>1,969</b>
Nurse/ Midwife Manager	567	589	643	669	670	+22	+54	+28	+1	727
Nurse/ Midwife Specialist & AN/MP	218	236	268	277	281	+18	+32	+13	+4	310
Staff Nurse/ Staff Midwife	2,764	2,871	3,032	3,089	3,157	+107	+161	+125	+68	3,729
Public Health Nurse	1	1				-0	-1			
Nursing/ Midwifery Student	50	44	30	138	134	-6	-14	+104	-4	225
Nursing/ Midwifery other	33	39	35	29	30	+7	-4	-5	+0	36
<b>Nursing &amp; Midwifery</b>	<b>3,633</b>	<b>3,781</b>	<b>4,007</b>	<b>4,202</b>	<b>4,272</b>	<b>+148</b>	<b>+226</b>	<b>+265</b>	<b>+70</b>	<b>5,027</b>
Therapy Professions	262	271	311	314	314	+10	+40	+3	+0	346
Health Science/ Diagnostics	617	655	690	693	705	+38	+35	+14	+12	781
Social Care	2	3	2	2	2	+1	-1	+0	+0	3
Social Workers	26	31	37	40	42	+4	+6	+6	+2	47
Psychologists	1	2	3	4	3	+1	+1	-0	-1	4
Pharmacy	137	160	179	182	186	+23	+19	+7	+4	210
H&SC, Other	19	15	69	32	19	-5	+54	-50	-13	32
<b>Health &amp; Social Care Professionals</b>	<b>1,065</b>	<b>1,136</b>	<b>1,292</b>	<b>1,267</b>	<b>1,272</b>	<b>+72</b>	<b>+155</b>	<b>-20</b>	<b>+5</b>	<b>1,423</b>
Management (VIII & above)	51	54	56	62	62	+4	+1	+6	+0	64
Administrative/ Supervisory (V to VII)	237	286	338	348	352	+49	+52	+13	+4	372
Clerical (III & IV)	1,048	1,084	1,212	1,200	1,228	+36	+129	+15	+28	1,367
<b>Management &amp; Administrative</b>	<b>1,335</b>	<b>1,424</b>	<b>1,607</b>	<b>1,610</b>	<b>1,642</b>	<b>+89</b>	<b>+183</b>	<b>+35</b>	<b>+32</b>	<b>1,803</b>
Support	836	908	919	965	953	+73	+10	+34	-13	1,052
Maintenance/ Technical	103	94	97	98	98	-9	+3	+2	+0	100
<b>General Support</b>	<b>939</b>	<b>1,002</b>	<b>1,015</b>	<b>1,064</b>	<b>1,051</b>	<b>+63</b>	<b>+14</b>	<b>+36</b>	<b>-12</b>	<b>1,152</b>
Health Care Assistants	799	845	913	936	958	+46	+68	+46	+22	1,082
Care, other	30	47	70	75	78	+17	+23	+8	+3	90
<b>Patient &amp; Client Care</b>	<b>830</b>	<b>892</b>	<b>983</b>	<b>1,011</b>	<b>1,036</b>	<b>+62</b>	<b>+91</b>	<b>+54</b>	<b>+25</b>	<b>1,172</b>

South/South West Hospital Group: July 2022	WTE Dec 2019	WTE Dec 2020	WTE Dec 2021	WTE Jun 2022	WTE Jul 2022	Change Dec 2019 to Dec 20	Change Dec 2020 to Dec 21	Change Dec 2021 to Jul 22	Change Jun 2022 to Jul 22	Headcount [No.] Jul 2022
<b>SSWHG</b>	<b>10,527</b>	<b>11,288</b>	<b>11,934</b>	<b>12,239</b>	<b>12,401</b>	<b>+761</b>	<b>+646</b>	<b>+467</b>	<b>+163</b>	<b>14,131</b>
Consultants	478	508	537	548	544	+30	+29	+8	-4	587
Registrars	509	530	564	582	598	+21	+34	+34	+16	614
SHO/ Interns	537	615	596	605	607	+78	-19	+11	+2	688
Medical/ Dental, other	9	8	10	10	12	-1	+2	+1	+2	19
<b>Medical &amp; Dental</b>	<b>1,533</b>	<b>1,661</b>	<b>1,707</b>	<b>1,745</b>	<b>1,761</b>	<b>+127</b>	<b>+46</b>	<b>+54</b>	<b>+16</b>	<b>1,908</b>

South/South West Hospital Group: July 2022	WTE Dec 2019	WTE Dec 2020	WTE Dec 2021	WTE Jun 2022	WTE Jul 2022	Change Dec 2019 to Dec 20	Change Dec 2020 to Dec 21	Change Dec 2021 to Jul 22	Change Jun 2022 to Jul 22	Headcount [No.] Jul 2022
<b>SSWHG</b>	<b>10,527</b>	<b>11,288</b>	<b>11,934</b>	<b>12,239</b>	<b>12,401</b>	<b>+761</b>	<b>+646</b>	<b>+467</b>	<b>+163</b>	<b>14,131</b>
Nurse/ Midwife Manager	863	856	903	934	942	-7	+46	+39	+8	1,061
Nurse/ Midwife Specialist & AN/MP	146	194	222	239	239	+48	+28	+17	+0	273
Staff Nurse/ Staff Midwife	3,127	3,334	3,535	3,511	3,559	+207	+201	+24	+48	4,153
Public Health Nurse		0	0	0	0	+0	+0	-0	-0	1
Nursing/ Midwifery Student	68	62	49	117	120	-6	-14	+71	+3	225
Nursing/ Midwifery other	15	15	14	14	14	+1	-2	+1	+1	18
<b>Nursing &amp; Midwifery</b>	<b>4,219</b>	<b>4,462</b>	<b>4,723</b>	<b>4,815</b>	<b>4,875</b>	<b>+243</b>	<b>+260</b>	<b>+152</b>	<b>+60</b>	<b>5,731</b>
Therapy Professions	311	357	392	434	425	+46	+35	+33	-9	492
Health Science/ Diagnostics	784	854	904	876	907	+70	+50	+3	+31	1,046
Social Workers	33	37	38	42	41	+4	+2	+2	-1	46
Psychologists	2	2	3	5	6	+0	+2	+2	+1	7
Pharmacy	129	150	178	191	190	+21	+28	+12	-1	218
H&SC, Other	24	22	35	12	6	-2	+14	-29	-6	11
<b>Health &amp; Social Care Professionals</b>	<b>1,282</b>	<b>1,421</b>	<b>1,552</b>	<b>1,560</b>	<b>1,575</b>	<b>+139</b>	<b>+130</b>	<b>+24</b>	<b>+16</b>	<b>1,820</b>
Management (VIII & above)	50	56	66	78	77	+6	+10	+11	-2	77
Administrative/ Supervisory (V to VII)	265	322	362	399	398	+57	+39	+36	-2	430
Clerical (III & IV)	1,269	1,270	1,302	1,354	1,357	+1	+32	+55	+3	1,522
<b>Management &amp; Administrative</b>	<b>1,584</b>	<b>1,648</b>	<b>1,729</b>	<b>1,831</b>	<b>1,831</b>	<b>+63</b>	<b>+82</b>	<b>+102</b>	<b>-0</b>	<b>2,029</b>
Support	1,219	1,321	1,407	1,454	1,515	+102	+86	+109	+61	1,699
Maintenance/ Technical	33	41	39	38	39	+8	-2	-0	+1	40
<b>General Support</b>	<b>1,251</b>	<b>1,362</b>	<b>1,446</b>	<b>1,492</b>	<b>1,554</b>	<b>+111</b>	<b>+84</b>	<b>+108</b>	<b>+62</b>	<b>1,739</b>
Health Care Assistants	642	719	763	779	786	+77	+44	+23	+7	879
Ambulance Staff					1			+1	+1	1
Care, other	15	15	15	18	18	-0	-0	+3	+0	24
<b>Patient &amp; Client Care</b>	<b>657</b>	<b>735</b>	<b>778</b>	<b>797</b>	<b>805</b>	<b>+77</b>	<b>+43</b>	<b>+27</b>	<b>+8</b>	<b>904</b>

University of Limerick Hospital Group: July 2022	WTE Dec 2019	WTE Dec 2020	WTE Dec 2021	WTE Jun 2022	WTE Jul 2022	Change Dec 2019 to Dec 20	Change Dec 2020 to Dec 21	Change Dec 2021 to Jul 22	Change Jun 2022 to Jul 22	Headcount [No.] Jul 2022
<b>ULHG</b>	<b>4,146</b>	<b>4,506</b>	<b>5,043</b>	<b>5,166</b>	<b>5,200</b>	<b>+360</b>	<b>+537</b>	<b>+157</b>	<b>+34</b>	<b>5,760</b>
Consultants	165	184	191	193	194	+18	+7	+3	+1	205
Registrars	190	204	219	231	238	+13	+16	+19	+7	246
SHO/ Interns	197	259	266	261	257	+62	+8	-10	-4	311
Medical/ Dental, other	1	1	1	1	1	+0	+0	+0	+0	2
<b>Medical &amp; Dental</b>	<b>553</b>	<b>647</b>	<b>678</b>	<b>686</b>	<b>689</b>	<b>+94</b>	<b>+31</b>	<b>+12</b>	<b>+4</b>	<b>764</b>
Nurse/ Midwife Manager	325	346	388	408	410	+21	+42	+22	+2	442
Nurse/ Midwife Specialist & AN/MP	76	81	90	106	108	+6	+8	+18	+2	118
Staff Nurse/ Staff Midwife	1,226	1,300	1,480	1,447	1,465	+74	+180	-15	+18	1,661
Nursing/ Midwifery Student	19	12	9	51	41	-7	-3	+32	-11	76
Nursing/ Midwifery other	11	11	11	10	10	+0	-0	-1	-0	12
<b>Nursing &amp; Midwifery</b>	<b>1,657</b>	<b>1,751</b>	<b>1,978</b>	<b>2,023</b>	<b>2,034</b>	<b>+94</b>	<b>+226</b>	<b>+56</b>	<b>+11</b>	<b>2,309</b>
Therapy Professions	84	98	120	113	113	+14	+22	-7	-0	129
Health Science/ Diagnostics	252	254	272	250	258	+2	+18	-14	+8	280
Social Workers	11	11	14	12	11	-0	+3	-3	-0	13
Psychologists	3	4	4	5	4	+1	+0	+0	-1	6
Pharmacy	45	51	57	61	62	+6	+6	+5	+1	71
H&SC, Other	7	6	14	10	9	-1	+8	-5	-0	10
<b>Health &amp; Social Care Professionals</b>	<b>403</b>	<b>423</b>	<b>482</b>	<b>450</b>	<b>457</b>	<b>+21</b>	<b>+58</b>	<b>-24</b>	<b>+7</b>	<b>509</b>
Management (VIII & above)	36	37	42	44	41	+2	+4	-1	-2	42
Administrative/ Supervisory (V to VII)	103	129	173	197	200	+26	+44	+27	+3	210
Clerical (III & IV)	485	508	558	584	593	+22	+50	+35	+8	638

University of Limerick Hospital Group: July 2022	WTE Dec 2019	WTE Dec 2020	WTE Dec 2021	WTE Jun 2022	WTE Jul 2022	Change Dec 2019 to Dec 20	Change Dec 2020 to Dec 21	Change Dec 2021 to Jul 22	Change Jun 2022 to Jul 22	Headcount [No.] Jul 2022
<b>ULHG</b>	<b>4,146</b>	<b>4,506</b>	<b>5,043</b>	<b>5,166</b>	<b>5,200</b>	<b>+360</b>	<b>+537</b>	<b>+157</b>	<b>+34</b>	<b>5,760</b>
<b>Management &amp; Administrative</b>	<b>624</b>	<b>674</b>	<b>773</b>	<b>825</b>	<b>833</b>	<b>+50</b>	<b>+99</b>	<b>+61</b>	<b>+9</b>	<b>890</b>
Support	286	584	682	716	725	+298	+98	+43	+9	788
Maintenance/ Technical	39	38	39	36	37	-1	+1	-2	+0	37
<b>General Support</b>	<b>325</b>	<b>622</b>	<b>721</b>	<b>752</b>	<b>761</b>	<b>+297</b>	<b>+99</b>	<b>+41</b>	<b>+9</b>	<b>825</b>
Health Care Assistants	577	383	407	425	418	-194	+23	+12	-7	454
Care, other	8	6	7	6	7	-2	+1	-0	+0	9
<b>Patient &amp; Client Care</b>	<b>585</b>	<b>389</b>	<b>413</b>	<b>431</b>	<b>425</b>	<b>-195</b>	<b>+24</b>	<b>+12</b>	<b>-6</b>	<b>463</b>

other Acute Services: July 2022	WTE Dec 2019	WTE Dec 2020	WTE Dec 2021	WTE Jun 2022	WTE Jul 2022	Change Dec 2019 to Dec 20	Change Dec 2020 to Dec 21	Change Dec 2021 to Jul 22	Change Jun 2022 to Jul 22	Headcount [No.] Jul 2022
<b>other Acute</b>	<b>91</b>	<b>101</b>	<b>111</b>	<b>114</b>	<b>115</b>	<b>+10</b>	<b>+10</b>	<b>+5</b>	<b>+1</b>	<b>120</b>
Nurse/ Midwife Manager	14	14	14	14	14	+0	-0	-1	-0	14
<b>Nursing &amp; Midwifery</b>	<b>14</b>	<b>14</b>	<b>14</b>	<b>14</b>	<b>14</b>	<b>+0</b>	<b>-0</b>	<b>-1</b>	<b>-0</b>	<b>14</b>
Health Science/ Diagnostics	3	3	4	4	4	+0	+1	+0	+0	4
Social Workers	1	1				+0	-1			
Pharmacy	4	4	6	8	8	-0	+2	+2	+0	8
<b>Health &amp; Social Care Professionals</b>	<b>8</b>	<b>8</b>	<b>10</b>	<b>12</b>	<b>12</b>	<b>-0</b>	<b>+2</b>	<b>+2</b>	<b>+0</b>	<b>12</b>
Management (VIII & above)	31	35	36	35	35	+3	+2	-2	+0	37
Administrative/ Supervisory (V to VII)	34	38	40	46	47	+4	+3	+7	+2	49
Clerical (III & IV)	4	6	10	8	8	+2	+4	-2	+0	8
<b>Management &amp; Administrative</b>	<b>69</b>	<b>79</b>	<b>87</b>	<b>88</b>	<b>90</b>	<b>+9</b>	<b>+8</b>	<b>+3</b>	<b>+2</b>	<b>94</b>

CHO 1: July 2022	WTE Dec 2019	WTE Dec 2020	WTE Dec 2021	WTE Jun 2022	WTE Jul 2022	Change Dec 2019 to Dec 20	Change Dec 2020 to Dec 21	Change Dec 2021 to Jul 22	Change Jun 2022 to Jul 22	Headcount [No.] Jul 2022
<b>CHO 1</b>	<b>5,468</b>	<b>5,755</b>	<b>6,089</b>	<b>6,319</b>	<b>6,312</b>	<b>+287</b>	<b>+334</b>	<b>+223</b>	<b>-7</b>	<b>7,323</b>
Consultants	34	38	41	38	39	+4	+4	-2	+1	42
Registrars	65	71	74	76	79	+6	+3	+5	+4	93
SHO/ Interns	26	24	24	22	21	-2	-0	-3	-1	26
Medical/ Dental, other	80	80	74	60	59	+0	-7	-15	-1	97
<b>Medical &amp; Dental</b>	<b>205</b>	<b>213</b>	<b>213</b>	<b>195</b>	<b>198</b>	<b>+8</b>	<b>+0</b>	<b>-15</b>	<b>+3</b>	<b>258</b>
Nurse/ Midwife Manager	350	354	378	374	378	+5	+24	-0	+4	407
Nurse/ Midwife Specialist & AN/MP	102	118	124	139	145	+16	+7	+20	+6	155
Staff Nurse/ Staff Midwife	1,014	1,029	1,081	1,072	1,075	+15	+52	-6	+2	1,217
Public Health Nurse	156	153	150	149	149	-3	-3	-1	+0	173
Nursing/ Midwifery Student	21	23	23	47	39	+3	-1	+16	-8	70
Nursing/ Midwifery other	6	7	6	8	8	+1	-1	+2	+0	9
<b>Nursing &amp; Midwifery</b>	<b>1,648</b>	<b>1,684</b>	<b>1,762</b>	<b>1,789</b>	<b>1,793</b>	<b>+35</b>	<b>+78</b>	<b>+31</b>	<b>+4</b>	<b>2,031</b>
Therapy Professions	316	323	347	385	389	+7	+24	+42	+4	452
Health Science/ Diagnostics	7	7	8	10	10	+0	+1	+2	-0	12
Social Care	11	15	14	13	15	+4	-1	+2	+2	20
Social Workers	85	92	96	100	100	+8	+3	+4	-0	116
Psychologists	60	62	67	67	68	+2	+4	+2	+2	76
Pharmacy	2	3	5	4	4	+1	+2	-1	-1	5
H&SC, Other	32	31	39	49	42	-1	+8	+3	-7	67
<b>Health &amp; Social Care Professionals</b>	<b>513</b>	<b>533</b>	<b>575</b>	<b>627</b>	<b>628</b>	<b>+20</b>	<b>+42</b>	<b>+53</b>	<b>+1</b>	<b>748</b>
Management (VIII & above)	60	63	73	79	78	+4	+9	+5	-1	80
Administrative/ Supervisory (V to VII)	135	166	195	219	222	+31	+28	+27	+3	236
Clerical (III & IV)	456	478	546	559	550	+23	+68	+4	-9	633

CHO 1: July 2022	WTE Dec 2019	WTE Dec 2020	WTE Dec 2021	WTE Jun 2022	WTE Jul 2022	Change Dec 2019 to Dec 20	Change Dec 2020 to Dec 21	Change Dec 2021 to Jul 22	Change Jun 2022 to Jul 22	Headcount [No.] Jul 2022
<b>CHO 1</b>	<b>5,468</b>	<b>5,755</b>	<b>6,089</b>	<b>6,319</b>	<b>6,312</b>	<b>+287</b>	<b>+334</b>	<b>+223</b>	<b>-7</b>	<b>7,323</b>
<b>Management &amp; Administrative</b>	<b>651</b>	<b>708</b>	<b>814</b>	<b>857</b>	<b>850</b>	<b>+57</b>	<b>+105</b>	<b>+36</b>	<b>-7</b>	<b>949</b>
Support	306	310	289	293	291	+4	-21	+2	-2	363
Maintenance/ Technical	36	36	38	37	36	+1	+1	-1	-0	37
<b>General Support</b>	<b>342</b>	<b>346</b>	<b>327</b>	<b>330</b>	<b>327</b>	<b>+5</b>	<b>-20</b>	<b>+1</b>	<b>-2</b>	<b>400</b>
Health Care Assistants	1,423	1,519	1,577	1,626	1,626	+96	+58	+49	-0	1,837
Home Help	556	619	662	715	716	+63	+43	+54	+1	900
Care, other	131	133	160	180	173	+2	+27	+14	-7	200
<b>Patient &amp; Client Care</b>	<b>2,110</b>	<b>2,270</b>	<b>2,399</b>	<b>2,522</b>	<b>2,515</b>	<b>+161</b>	<b>+128</b>	<b>+117</b>	<b>-6</b>	<b>2,937</b>

CHO 2: July 2022	WTE Dec 2019	WTE Dec 2020	WTE Dec 2021	WTE Jun 2022	WTE Jul 2022	Change Dec 2019 to Dec 20	Change Dec 2020 to Dec 21	Change Dec 2021 to Jul 22	Change Jun 2022 to Jul 22	Headcount [No.] Jul 2022
<b>CHO 2</b>	<b>5,545</b>	<b>5,690</b>	<b>5,819</b>	<b>5,888</b>	<b>5,836</b>	<b>+145</b>	<b>+129</b>	<b>+17</b>	<b>-51</b>	<b>6,858</b>
Consultants	42	42	44	43	44	-0	+2	+1	+1	49
Registrars	75	86	85	89	112	+11	-1	+27	+23	118
SHO/ Interns	36	43	40	37	31	+7	-3	-9	-6	33
Medical/ Dental, other	59	62	55	56	57	+3	-7	+2	+1	67
<b>Medical &amp; Dental</b>	<b>212</b>	<b>232</b>	<b>223</b>	<b>225</b>	<b>244</b>	<b>+20</b>	<b>-9</b>	<b>+21</b>	<b>+19</b>	<b>267</b>
Nurse/ Midwife Manager	309	323	319	324	321	+15	-4	+1	-4	343
Nurse/ Midwife Specialist & AN/MP	93	108	113	132	129	+15	+5	+16	-3	136
Staff Nurse/ Staff Midwife	898	908	930	931	926	+10	+22	-3	-4	1,062
Public Health Nurse	192	199	188	181	175	+7	-11	-13	-6	208
Nursing/ Midwifery Student	9	11	29	30	27	+2	+18	-2	-3	50
Nursing/ Midwifery other	2	2	2	2	3	-0	+0	+1	+1	3
<b>Nursing &amp; Midwifery</b>	<b>1,502</b>	<b>1,550</b>	<b>1,581</b>	<b>1,599</b>	<b>1,581</b>	<b>+48</b>	<b>+31</b>	<b>-0</b>	<b>-18</b>	<b>1,802</b>
Therapy Professions	338	362	378	394	391	+24	+15	+14	-3	457
Health Science/ Diagnostics	6	8	9	9	9	+1	+2	+0	+0	10
Social Care	245	268	301	288	296	+23	+33	-5	+8	351
Social Workers	84	84	90	91	90	-0	+7	-0	-0	103
Psychologists	73	78	83	87	85	+4	+5	+2	-3	98
Pharmacy	5	4	5	5	5	-1	+1	+0	-0	7
H&SC, Other	59	56	63	75	72	-3	+6	+10	-3	118
<b>Health &amp; Social Care Professionals</b>	<b>811</b>	<b>859</b>	<b>929</b>	<b>950</b>	<b>949</b>	<b>+49</b>	<b>+69</b>	<b>+21</b>	<b>-1</b>	<b>1,144</b>
Management (VIII & above)	56	58	67	71	70	+2	+9	+4	-1	72
Administrative/ Supervisory (V to VII)	134	160	203	217	211	+27	+43	+8	-6	223
Clerical (III & IV)	468	448	450	447	443	-20	+2	-7	-5	520
<b>Management &amp; Administrative</b>	<b>657</b>	<b>666</b>	<b>720</b>	<b>735</b>	<b>724</b>	<b>+9</b>	<b>+54</b>	<b>+4</b>	<b>-11</b>	<b>815</b>
Support	158	152	144	143	140	-5	-8	-4	-2	204
Maintenance/ Technical	68	74	73	73	75	+6	-0	+1	+2	78
<b>General Support</b>	<b>226</b>	<b>226</b>	<b>218</b>	<b>216</b>	<b>215</b>	<b>+0</b>	<b>-8</b>	<b>-2</b>	<b>-0</b>	<b>282</b>
Health Care Assistants	1,367	1,419	1,445	1,444	1,413	+51	+27	-32	-31	1,638
Home Help	499	456	395	388	385	-43	-61	-10	-3	533
Care, other	271	281	308	330	325	+11	+27	+16	-5	377
<b>Patient &amp; Client Care</b>	<b>2,137</b>	<b>2,156</b>	<b>2,149</b>	<b>2,162</b>	<b>2,123</b>	<b>+19</b>	<b>-8</b>	<b>-26</b>	<b>-40</b>	<b>2,548</b>

CHO 3: July 2022	WTE Dec 2019	WTE Dec 2020	WTE Dec 2021	WTE Jun 2022	WTE Jul 2022	Change Dec 2019 to Dec 20	Change Dec 2020 to Dec 21	Change Dec 2021 to Jul 22	Change Jun 2022 to Jul 22	Headcount [No.] Jul 2022
<b>CHO 3</b>	<b>4,357</b>	<b>4,610</b>	<b>4,946</b>	<b>5,130</b>	<b>5,089</b>	<b>+253</b>	<b>+337</b>	<b>+143</b>	<b>-41</b>	<b>6,034</b>
Consultants	27	28	31	30	31	+1	+2	-0	+0	38

CHO 3: July 2022	WTE Dec 2019	WTE Dec 2020	WTE Dec 2021	WTE Jun 2022	WTE Jul 2022	Change Dec 2019 to Dec 20	Change Dec 2020 to Dec 21	Change Dec 2021 to Jul 22	Change Jun 2022 to Jul 22	Headcount [No.] Jul 2022
<b>CHO 3</b>	<b>4,357</b>	<b>4,610</b>	<b>4,946</b>	<b>5,130</b>	<b>5,089</b>	<b>+253</b>	<b>+337</b>	<b>+143</b>	<b>-41</b>	<b>6,034</b>
Registrars	42	40	46	44	52	-1	+6	+6	+8	53
SHO/ Interns	25	22	22	26	21	-3	-0	-1	-5	22
Medical/ Dental, other	58	59	49	52	52	+1	-10	+3	-0	64
<b>Medical &amp; Dental</b>	<b>152</b>	<b>150</b>	<b>148</b>	<b>152</b>	<b>156</b>	<b>-2</b>	<b>-2</b>	<b>+8</b>	<b>+3</b>	<b>177</b>
Nurse/ Midwife Manager	246	250	255	257	256	+3	+5	+1	-2	268
Nurse/ Midwife Specialist & AN/MP	56	54	58	62	61	-2	+4	+3	-1	67
Staff Nurse/ Staff Midwife	787	831	850	846	859	+43	+20	+9	+14	971
Public Health Nurse	127	127	129	123	120	-0	+2	-9	-3	148
Nursing/ Midwifery Student	20	9	15	30	21	-11	+6	+6	-9	40
Nursing/ Midwifery other	4	4	4	4	4	+0	+0	+0	+0	4
<b>Nursing &amp; Midwifery</b>	<b>1,241</b>	<b>1,274</b>	<b>1,311</b>	<b>1,322</b>	<b>1,321</b>	<b>+33</b>	<b>+37</b>	<b>+10</b>	<b>-1</b>	<b>1,498</b>
Therapy Professions	214	223	249	271	276	+9	+26	+28	+6	315
Health Science/ Diagnostics	5	9	9	9	9	+3	+0	+0	+0	11
Social Care	245	288	289	287	277	+43	+1	-12	-10	322
Social Workers	59	58	62	62	61	-2	+4	-1	-1	67
Psychologists	124	126	122	123	124	+2	-4	+1	+1	131
Pharmacy	5	5	6	6	6	+0	+1	+0	+0	6
H&SC, Other	32	34	31	30	32	+1	-3	+1	+2	40
<b>Health &amp; Social Care Professionals</b>	<b>684</b>	<b>742</b>	<b>767</b>	<b>786</b>	<b>784</b>	<b>+58</b>	<b>+25</b>	<b>+17</b>	<b>-2</b>	<b>892</b>
Management (VIII & above)	38	42	49	53	54	+4	+8	+4	+1	55
Administrative/ Supervisory (V to VII)	132	149	171	215	218	+17	+22	+46	+3	231
Clerical (III & IV)	320	308	349	355	358	-12	+41	+9	+3	410
<b>Management &amp; Administrative</b>	<b>491</b>	<b>499</b>	<b>570</b>	<b>623</b>	<b>629</b>	<b>+8</b>	<b>+71</b>	<b>+59</b>	<b>+6</b>	<b>696</b>
Support	163	160	161	157	146	-3	+2	-16	-12	181
Maintenance/ Technical	77	76	85	80	81	-1	+9	-5	+0	83
<b>General Support</b>	<b>240</b>	<b>236</b>	<b>247</b>	<b>238</b>	<b>226</b>	<b>-4</b>	<b>+11</b>	<b>-20</b>	<b>-11</b>	<b>264</b>
Health Care Assistants	1,140	1,247	1,325	1,381	1,354	+107	+78	+28	-27	1,668
Home Help	176	217	294	334	334	+41	+76	+40	-0	515
Care, other	234	245	285	294	285	+11	+41	-0	-9	324
<b>Patient &amp; Client Care</b>	<b>1,549</b>	<b>1,709</b>	<b>1,904</b>	<b>2,009</b>	<b>1,973</b>	<b>+159</b>	<b>+195</b>	<b>+69</b>	<b>-36</b>	<b>2,507</b>

CHO 4: July 2022	WTE Dec 2019	WTE Dec 2020	WTE Dec 2021	WTE Jun 2022	WTE Jul 2022	Change Dec 2019 to Dec 20	Change Dec 2020 to Dec 21	Change Dec 2021 to Jul 22	Change Jun 2022 to Jul 22	Headcount [No.] Jul 2022
<b>CHO 4</b>	<b>8,189</b>	<b>8,602</b>	<b>8,856</b>	<b>8,961</b>	<b>8,935</b>	<b>+413</b>	<b>+255</b>	<b>+79</b>	<b>-26</b>	<b>10,926</b>
Consultants	55	60	61	62	64	+5	+0	+3	+2	75
Registrars	103	103	104	101	101	-1	+1	-3	-0	107
SHO/ Interns	38	51	48	41	39	+13	-3	-9	-3	40
Medical/ Dental, other	111	116	122	128	130	+5	+6	+7	+2	221
<b>Medical &amp; Dental</b>	<b>308</b>	<b>330</b>	<b>335</b>	<b>332</b>	<b>333</b>	<b>+23</b>	<b>+4</b>	<b>-2</b>	<b>+1</b>	<b>443</b>
Nurse/ Midwife Manager	433	467	499	504	496	+34	+32	-3	-8	544
Nurse/ Midwife Specialist & AN/MP	81	98	91	100	99	+17	-8	+9	-1	108
Staff Nurse/ Staff Midwife	1,446	1,498	1,494	1,480	1,506	+53	-5	+12	+26	1,779
Public Health Nurse	216	228	216	215	211	+12	-12	-5	-3	263
Nursing/ Midwifery Student	60	28	34	60	52	-31	+5	+18	-8	87
Nursing/ Midwifery other	1		1	1	1	-1	+1	+0	+0	1
<b>Nursing &amp; Midwifery</b>	<b>2,235</b>	<b>2,319</b>	<b>2,334</b>	<b>2,360</b>	<b>2,365</b>	<b>+84</b>	<b>+14</b>	<b>+32</b>	<b>+5</b>	<b>2,782</b>
Therapy Professions	448	464	528	538	531	+16	+64	+3	-7	637
Health Science/ Diagnostics	12	13	14	14	14	+1	+1	-0	+0	16
Social Care	240	252	267	268	269	+12	+14	+2	+1	305
Social Workers	115	132	135	138	136	+17	+3	+2	-2	159



CHO 4: July 2022	WTE Dec 2019	WTE Dec 2020	WTE Dec 2021	WTE Jun 2022	WTE Jul 2022	Change Dec 2019 to Dec 20	Change Dec 2020 to Dec 21	Change Dec 2021 to Jul 22	Change Jun 2022 to Jul 22	Headcount [No.] Jul 2022
<b>CHO 4</b>	<b>8,189</b>	<b>8,602</b>	<b>8,856</b>	<b>8,961</b>	<b>8,935</b>	<b>+413</b>	<b>+255</b>	<b>+79</b>	<b>-26</b>	<b>10,926</b>
Psychologists	138	152	151	145	144	+14	-0	-7	-1	165
Pharmacy	8	11	10	10	10	+3	-1	+0	+0	15
H&SC, Other	60	64	76	78	73	+3	+12	-3	-5	106
<b>Health &amp; Social Care Professionals</b>	<b>1,021</b>	<b>1,087</b>	<b>1,181</b>	<b>1,191</b>	<b>1,177</b>	<b>+66</b>	<b>+94</b>	<b>-4</b>	<b>-14</b>	<b>1,403</b>
Management (VIII & above)	73	75	79	86	86	+2	+4	+7	-0	90
Administrative/ Supervisory (V to VII)	161	177	202	232	233	+16	+24	+31	+1	253
Clerical (III & IV)	505	546	587	565	571	+41	+42	-16	+6	689
<b>Management &amp; Administrative</b>	<b>738</b>	<b>798</b>	<b>868</b>	<b>884</b>	<b>890</b>	<b>+60</b>	<b>+70</b>	<b>+23</b>	<b>+7</b>	<b>1,032</b>
Support	337	352	361	359	356	+15	+9	-6	-3	494
Maintenance/ Technical	22	23	24	23	23	+1	+0	-1	-0	27
<b>General Support</b>	<b>359</b>	<b>375</b>	<b>385</b>	<b>382</b>	<b>379</b>	<b>+16</b>	<b>+10</b>	<b>-7</b>	<b>-3</b>	<b>521</b>
Health Care Assistants	1,954	2,121	2,209	2,257	2,248	+167	+87	+39	-9	2,559
Home Help	1,124	1,076	1,039	1,021	1,023	-48	-37	-16	+1	1,550
Care, other	450	494	506	534	520	+44	+12	+14	-14	636
<b>Patient &amp; Client Care</b>	<b>3,528</b>	<b>3,691</b>	<b>3,754</b>	<b>3,812</b>	<b>3,791</b>	<b>+163</b>	<b>+63</b>	<b>+37</b>	<b>-21</b>	<b>4,745</b>

CHO 5: July 2022	WTE Dec 2019	WTE Dec 2020	WTE Dec 2021	WTE Jun 2022	WTE Jul 2022	Change Dec 2019 to Dec 20	Change Dec 2020 to Dec 21	Change Dec 2021 to Jul 22	Change Jun 2022 to Jul 22	Headcount [No.] Jul 2022
<b>CHO 5</b>	<b>5,282</b>	<b>5,477</b>	<b>5,671</b>	<b>5,820</b>	<b>5,815</b>	<b>+195</b>	<b>+194</b>	<b>+144</b>	<b>-5</b>	<b>6,874</b>
Consultants	30	29	32	35	36	-1	+3	+4	+1	38
Registrars	28	30	39	41	54	+2	+9	+15	+13	56
SHO/ Interns	38	38	33	33	32	+0	-5	-1	-1	33
Medical/ Dental, other	66	71	75	74	74	+5	+3	-1	-1	100
<b>Medical &amp; Dental</b>	<b>162</b>	<b>168</b>	<b>179</b>	<b>184</b>	<b>196</b>	<b>+6</b>	<b>+10</b>	<b>+18</b>	<b>+13</b>	<b>227</b>
Nurse/ Midwife Manager	338	365	375	376	374	+27	+10	-1	-2	395
Nurse/ Midwife Specialist & AN/MP	52	78	76	89	90	+26	-2	+14	+1	97
Staff Nurse/ Staff Midwife	967	972	993	991	989	+4	+22	-4	-2	1,148
Public Health Nurse	174	176	168	165	162	+2	-8	-6	-4	202
Nursing/ Midwifery Student	12	17	14	32	31	+5	-3	+16	-2	58
Nursing/ Midwifery other	4	4	4	4	4	-0	+0	-0	+0	5
<b>Nursing &amp; Midwifery</b>	<b>1,548</b>	<b>1,612</b>	<b>1,630</b>	<b>1,658</b>	<b>1,649</b>	<b>+63</b>	<b>+18</b>	<b>+19</b>	<b>-9</b>	<b>1,905</b>
Therapy Professions	327	325	348	375	369	-2	+23	+21	-6	428
Health Science/ Diagnostics	4	8	7	7	6	+4	-1	-0	-1	8
Social Care	164	153	167	156	160	-11	+14	-7	+4	194
Social Workers	60	63	62	62	63	+3	-2	+1	+0	71
Psychologists	79	79	77	83	82	-0	-2	+4	-1	92
Pharmacy	1	2	3	3	3	+1	+1	-0	+0	4
H&SC, Other	35	32	44	48	47	-3	+12	+3	-1	51
<b>Health &amp; Social Care Professionals</b>	<b>670</b>	<b>661</b>	<b>707</b>	<b>735</b>	<b>730</b>	<b>-9</b>	<b>+46</b>	<b>+23</b>	<b>-5</b>	<b>848</b>
Management (VIII & above)	43	47	58	68	69	+4	+11	+11	+1	70
Administrative/ Supervisory (V to VII)	125	138	161	189	196	+13	+23	+35	+7	208
Clerical (III & IV)	330	324	349	351	363	-6	+24	+14	+12	419
<b>Management &amp; Administrative</b>	<b>498</b>	<b>510</b>	<b>568</b>	<b>608</b>	<b>628</b>	<b>+11</b>	<b>+58</b>	<b>+60</b>	<b>+20</b>	<b>697</b>
Support	332	300	281	283	280	-32	-19	-1	-3	352
Maintenance/ Technical	39	31	30	29	29	-8	-1	-1	+0	32
<b>General Support</b>	<b>371</b>	<b>331</b>	<b>311</b>	<b>312</b>	<b>309</b>	<b>-40</b>	<b>-20</b>	<b>-2</b>	<b>-3</b>	<b>384</b>
Health Care Assistants	1,142	1,317	1,351	1,380	1,364	+175	+34	+13	-16	1,549
Home Help	669	646	649	654	648	-22	+2	-1	-6	914
Care, other	222	232	277	291	291	+10	+45	+15	+0	350
<b>Patient &amp; Client Care</b>	<b>2,033</b>	<b>2,195</b>	<b>2,276</b>	<b>2,324</b>	<b>2,303</b>	<b>+162</b>	<b>+81</b>	<b>+27</b>	<b>-21</b>	<b>2,813</b>

CHO 6: July 2022	WTE Dec 2019	WTE Dec 2020	WTE Dec 2021	WTE Jun 2022	WTE Jul 2022	Change Dec 2019 to Dec 20	Change Dec 2020 to Dec 21	Change Dec 2021 to Jul 22	Change Jun 2022 to Jul 22	Headcount [No.] Jul 2022
<b>CHO 6</b>	<b>3,378</b>	<b>3,465</b>	<b>3,561</b>	<b>3,589</b>	<b>3,604</b>	<b>+87</b>	<b>+96</b>	<b>+44</b>	<b>+15</b>	<b>4,186</b>
Consultants	48	51	52	52	52	+3	+1	+0	+1	63
Registrars	49	44	51	50	54	-5	+7	+3	+4	79
SHO/ Interns	16	20	19	20	17	+4	-1	-2	-3	31
Medical/ Dental, other	51	45	45	45	45	-6	-0	+1	+0	65
<b>Medical &amp; Dental</b>	<b>164</b>	<b>160</b>	<b>167</b>	<b>166</b>	<b>168</b>	<b>-4</b>	<b>+7</b>	<b>+2</b>	<b>+3</b>	<b>238</b>
Nurse/ Midwife Manager	211	206	201	208	206	-5	-5	+5	-3	219
Nurse/ Midwife Specialist & AN/MP	21	24	28	30	30	+3	+4	+2	+1	35
Staff Nurse/ Staff Midwife	542	554	549	571	569	+13	-5	+20	-2	637
Public Health Nurse	117	112	110	95	101	-5	-2	-9	+6	120
Nursing/ Midwifery Student	14	16	12	10	7	+2	-4	-5	-3	12
Nursing/ Midwifery other	2	3	4	5	6	+1	+1	+2	+1	6
<b>Nursing &amp; Midwifery</b>	<b>905</b>	<b>915</b>	<b>904</b>	<b>919</b>	<b>918</b>	<b>+10</b>	<b>-11</b>	<b>+15</b>	<b>-0</b>	<b>1,029</b>
Therapy Professions	238	238	235	246	255	-1	-2	+20	+9	313
Health Science/ Diagnostics	18	20	18	18	19	+2	-2	+1	+0	21
Social Care	364	392	426	416	419	+28	+35	-7	+3	467
Social Workers	57	54	60	61	61	-3	+6	+1	+0	69
Psychologists	56	66	66	71	66	+10	-0	-0	-5	81
Pharmacy	4	4	7	7	6	+0	+3	-1	-1	8
H&SC, Other	14	10	15	15	15	-4	+5	-1	+0	17
<b>Health &amp; Social Care Professionals</b>	<b>752</b>	<b>785</b>	<b>828</b>	<b>834</b>	<b>841</b>	<b>+33</b>	<b>+44</b>	<b>+13</b>	<b>+7</b>	<b>976</b>
Management (VIII & above)	68	69	82	85	87	+2	+13	+5	+2	93
Administrative/ Supervisory (V to VII)	170	166	194	207	220	-4	+27	+26	+12	247
Clerical (III & IV)	237	260	253	269	271	+23	-7	+18	+2	317
<b>Management &amp; Administrative</b>	<b>475</b>	<b>496</b>	<b>529</b>	<b>561</b>	<b>578</b>	<b>+21</b>	<b>+33</b>	<b>+50</b>	<b>+17</b>	<b>657</b>
Support	191	192	187	177	180	+1	-5	-7	+2	214
Maintenance/ Technical	23	22	23	22	23	-1	+1	+0	+1	25
<b>General Support</b>	<b>214</b>	<b>214</b>	<b>210</b>	<b>199</b>	<b>203</b>	<b>+1</b>	<b>-4</b>	<b>-7</b>	<b>+3</b>	<b>239</b>
Health Care Assistants	538	566	595	583	573	+27	+29	-21	-9	639
Care, other	330	330	329	328	322	+0	-1	-7	-5	408
<b>Patient &amp; Client Care</b>	<b>869</b>	<b>896</b>	<b>924</b>	<b>910</b>	<b>896</b>	<b>+28</b>	<b>+28</b>	<b>-28</b>	<b>-14</b>	<b>1,047</b>

CHO 7: July 2022	WTE Dec 2019	WTE Dec 2020	WTE Dec 2021	WTE Jun 2022	WTE Jul 2022	Change Dec 2019 to Dec 20	Change Dec 2020 to Dec 21	Change Dec 2021 to Jul 22	Change Jun 2022 to Jul 22	Headcount [No.] Jul 2022
<b>CHO 7</b>	<b>6,515</b>	<b>6,783</b>	<b>7,073</b>	<b>7,136</b>	<b>7,111</b>	<b>+268</b>	<b>+290</b>	<b>+38</b>	<b>-25</b>	<b>8,381</b>
Consultants	60	66	67	64	64	+6	+1	-4	-1	70
Registrars	95	100	100	97	96	+5	-0	-3	-1	145
SHO/ Interns	36	38	41	41	44	+3	+3	+2	+2	66
Medical/ Dental, other	80	80	72	64	63	-1	-8	-9	-1	85
<b>Medical &amp; Dental</b>	<b>271</b>	<b>284</b>	<b>280</b>	<b>267</b>	<b>266</b>	<b>+13</b>	<b>-4</b>	<b>-14</b>	<b>-0</b>	<b>366</b>
Nurse/ Midwife Manager	396	407	445	440	445	+11	+38	-1	+5	479
Nurse/ Midwife Specialist & AN/MP	94	110	113	115	117	+16	+4	+3	+2	133
Staff Nurse/ Staff Midwife	993	1,021	1,064	1,058	1,063	+28	+43	-1	+5	1,221
Public Health Nurse	175	177	175	166	165	+1	-1	-10	-1	206
Nursing/ Midwifery Student	32	32	32	47	29	-0	+0	-3	-18	53
Nursing/ Midwifery other	10	9	10	12	12	-1	+0	+2	-1	14
<b>Nursing &amp; Midwifery</b>	<b>1,700</b>	<b>1,756</b>	<b>1,840</b>	<b>1,838</b>	<b>1,830</b>	<b>+56</b>	<b>+84</b>	<b>-9</b>	<b>-8</b>	<b>2,106</b>
Therapy Professions	450	463	471	482	480	+13	+8	+9	-3	549
Health Science/ Diagnostics	3	4	3	9	8	+1	-1	+5	-1	11
Social Care	371	400	433	452	454	+29	+33	+20	+2	504
Social Workers	105	108	111	116	116	+3	+3	+5	-0	131

CHO 7: July 2022	WTE Dec 2019	WTE Dec 2020	WTE Dec 2021	WTE Jun 2022	WTE Jul 2022	Change Dec 2019 to Dec 20	Change Dec 2020 to Dec 21	Change Dec 2021 to Jul 22	Change Jun 2022 to Jul 22	Headcount [No.] Jul 2022
<b>CHO 7</b>	<b>6,515</b>	<b>6,783</b>	<b>7,073</b>	<b>7,136</b>	<b>7,111</b>	<b>+268</b>	<b>+290</b>	<b>+38</b>	<b>-25</b>	<b>8,381</b>
Psychologists	81	87	89	90	88	+6	+2	-1	-2	102
Pharmacy	40	38	45	43	42	-2	+7	-3	-1	50
H&SC, Other	44	41	44	46	45	-3	+2	+1	-1	54
<b>Health &amp; Social Care Professionals</b>	<b>1,094</b>	<b>1,140</b>	<b>1,196</b>	<b>1,238</b>	<b>1,233</b>	<b>+46</b>	<b>+55</b>	<b>+37</b>	<b>-5</b>	<b>1,401</b>
Management (VIII & above)	73	85	100	110	111	+12	+15	+11	+1	114
Administrative/ Supervisory (V to VII)	182	214	254	247	259	+32	+40	+5	+11	278
Clerical (III & IV)	351	380	398	415	423	+30	+18	+25	+8	485
<b>Management &amp; Administrative</b>	<b>606</b>	<b>679</b>	<b>751</b>	<b>773</b>	<b>793</b>	<b>+73</b>	<b>+72</b>	<b>+41</b>	<b>+20</b>	<b>877</b>
Support	410	402	385	396	392	-9	-17	+7	-3	495
Maintenance/ Technical	41	46	48	44	46	+5	+1	-1	+2	49
<b>General Support</b>	<b>452</b>	<b>448</b>	<b>432</b>	<b>440</b>	<b>438</b>	<b>-4</b>	<b>-16</b>	<b>+6</b>	<b>-2</b>	<b>544</b>
Health Care Assistants	1,655	1,723	1,795	1,788	1,757	+68	+72	-37	-30	2,082
Home Help	127	132	122	127	130	+5	-10	+8	+2	238
Care, other	610	621	657	666	664	+11	+36	+6	-2	767
<b>Patient &amp; Client Care</b>	<b>2,392</b>	<b>2,476</b>	<b>2,574</b>	<b>2,581</b>	<b>2,551</b>	<b>+84</b>	<b>+98</b>	<b>-23</b>	<b>-30</b>	<b>3,087</b>

CHO 8: July 2022	WTE Dec 2019	WTE Dec 2020	WTE Dec 2021	WTE Jun 2022	WTE Jul 2022	Change Dec 2019 to Dec 20	Change Dec 2020 to Dec 21	Change Dec 2021 to Jul 22	Change Jun 2022 to Jul 22	Headcount [No.] Jul 2022
<b>CHO 8</b>	<b>6,135</b>	<b>6,337</b>	<b>6,449</b>	<b>6,486</b>	<b>6,479</b>	<b>+202</b>	<b>+112</b>	<b>+30</b>	<b>-7</b>	<b>7,740</b>
Consultants	42	44	44	46	48	+1	+1	+4	+2	50
Registrars	106	114	125	122	141	+8	+11	+16	+19	147
SHO/ Interns	38	27	23	24	21	-11	-4	-2	-3	21
Medical/ Dental, other	72	73	64	64	66	+0	-8	+2	+2	85
<b>Medical &amp; Dental</b>	<b>259</b>	<b>257</b>	<b>256</b>	<b>256</b>	<b>275</b>	<b>-1</b>	<b>-1</b>	<b>+19</b>	<b>+20</b>	<b>303</b>
Nurse/ Midwife Manager	372	379	376	369	365	+8	-3	-12	-4	395
Nurse/ Midwife Specialist & AN/MP	100	111	117	124	120	+12	+6	+2	-5	136
Staff Nurse/ Staff Midwife	998	1,013	1,001	991	998	+15	-12	-4	+6	1,153
Public Health Nurse	199	201	204	202	213	+2	+3	+9	+12	254
Nursing/ Midwifery Student	4	17	14	46	40	+13	-3	+26	-6	82
Nursing/ Midwifery other	9	12	13	12	12	+3	+1	-1	+0	13
<b>Nursing &amp; Midwifery</b>	<b>1,682</b>	<b>1,734</b>	<b>1,726</b>	<b>1,745</b>	<b>1,748</b>	<b>+52</b>	<b>-8</b>	<b>+22</b>	<b>+3</b>	<b>2,033</b>
Therapy Professions	377	395	398	381	378	+18	+3	-20	-3	458
Health Science/ Diagnostics	7	9	11	12	12	+2	+2	+1	-0	13
Social Care	368	388	409	419	424	+20	+22	+14	+5	505
Social Workers	88	89	93	97	99	+1	+4	+6	+2	113
Psychologists	120	115	116	110	109	-5	+0	-6	-1	119
Pharmacy	7	8	12	11	11	+1	+4	-1	+0	14
H&SC, Other	52	54	54	56	57	+1	+1	+3	+1	65
<b>Health &amp; Social Care Professionals</b>	<b>1,019</b>	<b>1,058</b>	<b>1,093</b>	<b>1,087</b>	<b>1,090</b>	<b>+38</b>	<b>+36</b>	<b>-3</b>	<b>+3</b>	<b>1,287</b>
Management (VIII & above)	62	67	76	80	76	+5	+9	-0	-3	79
Administrative/ Supervisory (V to VII)	176	204	235	241	238	+27	+31	+4	-2	250
Clerical (III & IV)	507	533	518	510	524	+26	-15	+5	+14	624
<b>Management &amp; Administrative</b>	<b>746</b>	<b>803</b>	<b>829</b>	<b>830</b>	<b>838</b>	<b>+58</b>	<b>+26</b>	<b>+9</b>	<b>+8</b>	<b>953</b>
Support	127	118	112	112	111	-9	-6	-0	-1	141
Maintenance/ Technical	69	69	64	64	62	-0	-5	-2	-2	65
<b>General Support</b>	<b>196</b>	<b>187</b>	<b>175</b>	<b>176</b>	<b>174</b>	<b>-9</b>	<b>-11</b>	<b>-2</b>	<b>-3</b>	<b>206</b>
Health Care Assistants	1,577	1,663	1,736	1,726	1,683	+85	+73	-52	-42	2,016
Home Help	418	397	385	410	413	-21	-12	+28	+3	639
Care, other	237	238	248	256	257	+1	+9	+10	+1	303
<b>Patient &amp; Client Care</b>	<b>2,233</b>	<b>2,298</b>	<b>2,369</b>	<b>2,392</b>	<b>2,354</b>	<b>+65</b>	<b>+71</b>	<b>-15</b>	<b>-39</b>	<b>2,958</b>

CHO 9: July 2022	WTE Dec 2019	WTE Dec 2020	WTE Dec 2021	WTE Jun 2022	WTE Jul 2022	Change Dec 2019 to Dec 20	Change Dec 2020 to Dec 21	Change Dec 2021 to Jul 22	Change Jun 2022 to Jul 22	Headcount [No.] Jul 2022
<b>CHO 9</b>	<b>6,582</b>	<b>6,950</b>	<b>7,165</b>	<b>7,174</b>	<b>7,143</b>	<b>+367</b>	<b>+216</b>	<b>-22</b>	<b>-31</b>	<b>8,276</b>
Consultants	68	64	68	70	70	-4	+4	+1	-0	81
Registrars	98	91	116	99	103	-7	+25	-13	+4	143
SHO/ Interns	66	71	48	50	38	+5	-23	-10	-12	46
Medical/ Dental, other	57	56	58	58	57	-1	+1	-1	-1	68
<b>Medical &amp; Dental</b>	<b>290</b>	<b>283</b>	<b>290</b>	<b>277</b>	<b>268</b>	<b>-7</b>	<b>+7</b>	<b>-22</b>	<b>-9</b>	<b>338</b>
Nurse/ Midwife Manager	435	457	480	485	481	+22	+23	+1	-4	516
Nurse/ Midwife Specialist & AN/MP	85	101	111	136	138	+17	+10	+27	+2	145
Staff Nurse/ Staff Midwife	1,196	1,223	1,239	1,216	1,212	+28	+15	-26	-3	1,368
Public Health Nurse	176	182	181	174	179	+6	-1	-1	+5	217
Nursing/ Midwifery Student	55	60	48	63	48	+5	-12	+1	-14	92
Nursing/ Midwifery other	20	23	19	19	19	+3	-4	-1	-1	20
<b>Nursing &amp; Midwifery</b>	<b>1,966</b>	<b>2,046</b>	<b>2,078</b>	<b>2,094</b>	<b>2,078</b>	<b>+81</b>	<b>+32</b>	<b>-0</b>	<b>-16</b>	<b>2,358</b>
Therapy Professions	486	530	571	573	573	+44	+41	+2	-0	658
Health Science/ Diagnostics	37	34	32	27	27	-3	-1	-5	+0	28
Social Care	695	745	814	798	794	+50	+69	-20	-4	951
Social Workers	125	139	133	144	147	+13	-6	+15	+3	166
Psychologists	164	183	181	183	184	+19	-2	+3	+1	202
Pharmacy	25	29	30	27	28	+5	+1	-2	+1	35
H&SC, Other	71	69	77	70	66	-2	+8	-11	-5	79
<b>Health &amp; Social Care Professionals</b>	<b>1,603</b>	<b>1,728</b>	<b>1,838</b>	<b>1,822</b>	<b>1,818</b>	<b>+125</b>	<b>+110</b>	<b>-19</b>	<b>-4</b>	<b>2,119</b>
Management (VIII & above)	79	85	98	102	103	+6	+13	+5	+1	106
Administrative/ Supervisory (V to VII)	208	243	309	316	323	+35	+66	+14	+6	346
Clerical (III & IV)	451	507	543	538	538	+55	+37	-5	-0	630
<b>Management &amp; Administrative</b>	<b>739</b>	<b>835</b>	<b>950</b>	<b>957</b>	<b>964</b>	<b>+96</b>	<b>+115</b>	<b>+14</b>	<b>+7</b>	<b>1,082</b>
Support	452	403	398	392	392	-49	-5	-5	+0	474
Maintenance/ Technical	35	36	34	33	34	+1	-2	-0	+1	36
<b>General Support</b>	<b>487</b>	<b>439</b>	<b>432</b>	<b>425</b>	<b>426</b>	<b>-48</b>	<b>-7</b>	<b>-6</b>	<b>+1</b>	<b>510</b>
Health Care Assistants	1,278	1,385	1,344	1,324	1,321	+108	-41	-23	-3	1,564
Care, other	221	233	234	276	269	+12	+1	+35	-7	305
<b>Patient &amp; Client Care</b>	<b>1,499</b>	<b>1,618</b>	<b>1,578</b>	<b>1,600</b>	<b>1,590</b>	<b>+120</b>	<b>-41</b>	<b>+12</b>	<b>-10</b>	<b>1,869</b>

other Community Services: July 2022	WTE Dec 2019	WTE Dec 2020	WTE Dec 2021	WTE Jun 2022	WTE Jul 2022	Change Dec 2019 to Dec 20	Change Dec 2020 to Dec 21	Change Dec 2021 to Jul 22	Change Jun 2022 to Jul 22	Headcount [No.] Jul 2022
<b>other Comm</b>	<b>638</b>	<b>709</b>	<b>740</b>	<b>728</b>	<b>722</b>	<b>+71</b>	<b>+31</b>	<b>-18</b>	<b>-6</b>	<b>791</b>
Consultants	17	18	19	19	17	+1	+2	-2	-2	19
Registrars	25	23	27	29	29	-2	+5	+1	-0	48
SHO/ Interns	2	6	6	3	3	+4	+0	-3	-0	6
Medical/ Dental, other	0	0				-0	-0			
<b>Medical &amp; Dental</b>	<b>44</b>	<b>46</b>	<b>53</b>	<b>51</b>	<b>49</b>	<b>+3</b>	<b>+6</b>	<b>-4</b>	<b>-3</b>	<b>73</b>
Nurse/ Midwife Manager	66	82	84	85	82	+16	+2	-2	-3	86
Nurse/ Midwife Specialist & AN/MP	8	13	11	11	9	+4	-1	-2	-2	11
Staff Nurse/ Staff Midwife	174	174	179	162	163	+0	+5	-16	+1	170
Nursing/ Midwifery other	1	2	2	2	2	+1	+0	+0	+0	2
<b>Nursing &amp; Midwifery</b>	<b>249</b>	<b>271</b>	<b>277</b>	<b>260</b>	<b>257</b>	<b>+22</b>	<b>+6</b>	<b>-20</b>	<b>-3</b>	<b>269</b>
Therapy Professions	11	12	13	9	10	+1	+1	-3	+1	10
Health Science/ Diagnostics	9	8	7	8	8	-1	-1	+1	-0	8
Social Care	4	4	4	3	3	+0	+0	-1	-0	3
Social Workers	29	33	30	29	29	+5	-3	-2	+0	33
Psychologists	7	7	8	8	8	-0	+1	-0	+0	8
Pharmacy	3	4	4	9	9	+1	+0	+5	+0	9

other Community Services: July 2022	WTE Dec 2019	WTE Dec 2020	WTE Dec 2021	WTE Jun 2022	WTE Jul 2022	Change Dec 2019 to Dec 20	Change Dec 2020 to Dec 21	Change Dec 2021 to Jul 22	Change Jun 2022 to Jul 22	Headcount [No.] Jul 2022
<b>other Comm</b>	<b>638</b>	<b>709</b>	<b>740</b>	<b>728</b>	<b>722</b>	<b>+71</b>	<b>+31</b>	<b>-18</b>	<b>-6</b>	<b>791</b>
H&SC, Other	3	4	3	3	3	+1	-1	-0	-0	3
<b>Health &amp; Social Care Professionals</b>	<b>65</b>	<b>71</b>	<b>69</b>	<b>68</b>	<b>68</b>	<b>+7</b>	<b>-2</b>	<b>-1</b>	<b>+1</b>	<b>74</b>
Management (VIII & above)	65	69	66	72	72	+4	-3	+6	+0	75
Administrative/ Supervisory (V to VII)	76	77	94	103	105	+2	+17	+11	+2	111
Clerical (III & IV)	70	69	77	69	65	-1	+8	-12	-4	71
<b>Management &amp; Administrative</b>	<b>212</b>	<b>216</b>	<b>238</b>	<b>244</b>	<b>242</b>	<b>+4</b>	<b>+22</b>	<b>+4</b>	<b>-2</b>	<b>257</b>
Support	14	20	19	20	21	+6	-1	+2	+1	25
Maintenance/ Technical	3	7	7	10	10	+4	-0	+3	+0	10
<b>General Support</b>	<b>17</b>	<b>27</b>	<b>26</b>	<b>30</b>	<b>31</b>	<b>+10</b>	<b>-1</b>	<b>+5</b>	<b>+1</b>	<b>35</b>
Health Care Assistants	37	62	62	61	61	+25	-0	-0	+1	67
Care, other	15	16	16	15	14	+0	+0	-2	-1	16
<b>Patient &amp; Client Care</b>	<b>52</b>	<b>78</b>	<b>78</b>	<b>75</b>	<b>75</b>	<b>+26</b>	<b>+0</b>	<b>-3</b>	<b>-0</b>	<b>83</b>

Health & Wellbeing: July 2022	WTE Dec 2019	WTE Dec 2020	WTE Dec 2021	WTE Jun 2022	WTE Jul 2022	Change Dec 2019 to Dec 20	Change Dec 2020 to Dec 21	Change Dec 2021 to Jul 22	Change Jun 2022 to Jul 22	Headcount [No.] Jul 2022
<b>HWB</b>	<b>574</b>	<b>511</b>	<b>641</b>	<b>652</b>	<b>654</b>	<b>-62</b>	<b>+129</b>	<b>+13</b>	<b>+1</b>	<b>732</b>
Consultants	1	2	1	6	17	+1	-1	+16	+11	21
Registrars	28	29	35	31	32	+2	+6	-3	+1	40
Medical/ Dental, other	89	102	105	105	91	+12	+4	-14	-13	106
<b>Medical &amp; Dental</b>	<b>118</b>	<b>133</b>	<b>141</b>	<b>141</b>	<b>140</b>	<b>+15</b>	<b>+8</b>	<b>-1</b>	<b>-1</b>	<b>167</b>
Nurse/ Midwife Manager	14	15	32	38	40	+1	+17	+9	+2	42
Nurse/ Midwife Specialist & AN/MP	4	4	1	1	1	-1	-3	+0	+0	1
Staff Nurse/ Staff Midwife	1	4	28	29	29	+2	+25	+0	+0	31
Public Health Nurse	4	3	2	2	2	-1	-1	-0	-0	2
<b>Nursing &amp; Midwifery</b>	<b>23</b>	<b>25</b>	<b>63</b>	<b>69</b>	<b>72</b>	<b>+2</b>	<b>+38</b>	<b>+9</b>	<b>+3</b>	<b>76</b>
Therapy Professions	18	9	5	6	5	-9	-4	-0	-1	6
Health Science/ Diagnostics	60	60	62	58	56	+0	+2	-6	-1	66
Psychologists	1	1	1	1	1	+0	+0	+0	+0	1
Pharmacy	2	5	5	5	4	+3	+0	-1	-1	5
H&SC, Other	34	38	40	43	43	+4	+2	+3	+0	47
<b>Health &amp; Social Care Professionals</b>	<b>115</b>	<b>114</b>	<b>114</b>	<b>112</b>	<b>110</b>	<b>-2</b>	<b>+0</b>	<b>-4</b>	<b>-3</b>	<b>125</b>
Management (VIII & above)	45	41	55	61	60	-3	+14	+5	-1	62
Administrative/ Supervisory (V to VII)	136	109	155	164	161	-28	+47	+5	-3	173
Clerical (III & IV)	100	84	105	98	99	-16	+21	-6	+1	114
<b>Management &amp; Administrative</b>	<b>281</b>	<b>234</b>	<b>315</b>	<b>324</b>	<b>320</b>	<b>-47</b>	<b>+81</b>	<b>+5</b>	<b>-3</b>	<b>349</b>
Support	1	1	1	2	2	+0	+0	+1	+0	3
<b>General Support</b>	<b>1</b>	<b>1</b>	<b>1</b>	<b>2</b>	<b>2</b>	<b>+0</b>	<b>+0</b>	<b>+1</b>	<b>+0</b>	<b>3</b>
Health Care Assistants	0	0	0	1	7	+0	+0	+7	+6	9
Care, other	35	4	5	2	2	-31	+1	-3	+0	3
<b>Patient &amp; Client Care</b>	<b>35</b>	<b>4</b>	<b>6</b>	<b>4</b>	<b>10</b>	<b>-31</b>	<b>+1</b>	<b>+4</b>	<b>+6</b>	<b>12</b>

Corporate: July 2022	WTE Dec 2019	WTE Dec 2020	WTE Dec 2021	WTE Jun 2022	WTE Jul 2022	Change Dec 2019 to Dec 20	Change Dec 2020 to Dec 21	Change Dec 2021 to Jul 22	Change Jun 2022 to Jul 22	Headcount [No.] Jul 2022
<b>Corp</b>	<b>3,952</b>	<b>4,163</b>	<b>4,763</b>	<b>4,968</b>	<b>4,997</b>	<b>+212</b>	<b>+599</b>	<b>+234</b>	<b>+29</b>	<b>5,402</b>
Consultants	43	42	46	43	45	-1	+3	-1	+2	50
Registrars	24	30	35	32	25	+6	+5	-10	-7	40
SHO/ Interns	1	2	1	1	1	+1	-1	+0	+0	2
Medical/ Dental, other	26	25	29	29	28	-1	+4	-1	-1	46

Corporate: July 2022	WTE Dec 2019	WTE Dec 2020	WTE Dec 2021	WTE Jun 2022	WTE Jul 2022	Change Dec 2019 to Dec 20	Change Dec 2020 to Dec 21	Change Dec 2021 to Jul 22	Change Jun 2022 to Jul 22	Headcount [No.] Jul 2022
<b>Corp</b>	<b>3,952</b>	<b>4,163</b>	<b>4,763</b>	<b>4,968</b>	<b>4,997</b>	<b>+212</b>	<b>+599</b>	<b>+234</b>	<b>+29</b>	<b>5,402</b>
<b>Medical &amp; Dental</b>	<b>94</b>	<b>99</b>	<b>111</b>	<b>104</b>	<b>98</b>	<b>+5</b>	<b>+12</b>	<b>-12</b>	<b>-6</b>	<b>138</b>
Nurse/ Midwife Manager	100	112	117	133	133	+12	+4	+16	-0	159
Nurse/ Midwife Specialist & AN/MP	10	12	16	15	14	+2	+5	-3	-1	18
Staff Nurse/ Staff Midwife	1	10	13	10	11	+9	+3	-3	+0	17
Public Health Nurse	0	0	0	0	0	+0	-0	+0	+0	0
Nursing/ Midwifery other	66	69	66	71	72	+2	-3	+6	+1	80
<b>Nursing &amp; Midwifery</b>	<b>178</b>	<b>203</b>	<b>212</b>	<b>230</b>	<b>230</b>	<b>+26</b>	<b>+9</b>	<b>+17</b>	<b>+0</b>	<b>274</b>
Therapy Professions	2	5	4	5	6	+2	-1	+2	+1	8
Health Science/ Diagnostics	89	93	96	93	89	+4	+3	-7	-4	120
Social Workers	4	3	6	3	3	-1	+3	-3	+0	3
Psychologists	1	1	1	1		+0	+0	-1	-1	
Pharmacy	37	45	52	56	56	+9	+7	+3	-1	57
H&SC, Other	533	547	561	585	577	+14	+14	+15	-8	633
<b>Health &amp; Social Care Professionals</b>	<b>666</b>	<b>694</b>	<b>720</b>	<b>743</b>	<b>730</b>	<b>+28</b>	<b>+25</b>	<b>+11</b>	<b>-13</b>	<b>821</b>
Management (VIII & above)	601	626	714	755	756	+25	+88	+42	+1	778
Administrative/ Supervisory (V to VII)	1,106	1,201	1,483	1,608	1,644	+95	+282	+161	+35	1,719
Clerical (III & IV)	1,192	1,215	1,398	1,397	1,406	+24	+182	+8	+9	1,532
<b>Management &amp; Administrative</b>	<b>2,898</b>	<b>3,043</b>	<b>3,595</b>	<b>3,760</b>	<b>3,806</b>	<b>+144</b>	<b>+553</b>	<b>+211</b>	<b>+46</b>	<b>4,029</b>
Support	92	95	89	99	101	+3	-6	+12	+2	106
Maintenance/ Technical	11	12	10	11	11	+1	-2	+1	-0	11
<b>General Support</b>	<b>103</b>	<b>107</b>	<b>99</b>	<b>110</b>	<b>112</b>	<b>+4</b>	<b>-8</b>	<b>+13</b>	<b>+2</b>	<b>117</b>
Health Care Assistants	9	15	24	19	20	+5	+9	-4	+0	22
Ambulance Staff	3	1	1	1	1	-2	+0	+0	+0	1
Care, other	1	2	1			+1	-1	-1		
<b>Patient &amp; Client Care</b>	<b>13</b>	<b>18</b>	<b>26</b>	<b>20</b>	<b>21</b>	<b>+4</b>	<b>+8</b>	<b>-5</b>	<b>+0</b>	<b>23</b>

Health Business Services: July 2022	WTE Dec 2019	WTE Dec 2020	WTE Dec 2021	WTE Jun 2022	WTE Jul 2022	Change Dec 2019 to Dec 20	Change Dec 2020 to Dec 21	Change Dec 2021 to Jul 22	Change Jun 2022 to Jul 22	Headcount [No.] Jul 2022
<b>HBS</b>	<b>666</b>	<b>683</b>	<b>421</b>	<b>399</b>	<b>400</b>	<b>+17</b>	<b>-263</b>	<b>-21</b>	<b>+1</b>	<b>413</b>
Medical/ Dental, other	2					-2				
<b>Medical &amp; Dental</b>	<b>2</b>					<b>-2</b>				
Nurse/ Midwife Manager	6	3	5	5	5	-3	+2	+0	+0	5
Nursing/ Midwifery other	1	1				+0	-1			
<b>Nursing &amp; Midwifery</b>	<b>6</b>	<b>4</b>	<b>5</b>	<b>5</b>	<b>5</b>	<b>-3</b>	<b>+1</b>	<b>+0</b>	<b>+0</b>	<b>5</b>
Health Science/ Diagnostics	1	1	1	1	1	+0	+0	+0	+0	1
H&SC, Other	1	1	1			+0	+0	-1		
<b>Health &amp; Social Care Professionals</b>	<b>2</b>	<b>2</b>	<b>2</b>	<b>1</b>	<b>1</b>	<b>+0</b>	<b>+0</b>	<b>-1</b>	<b>+0</b>	<b>1</b>
Management (VIII & above)	62	62	47	44	45	+1	-15	-2	+1	46
Administrative/ Supervisory (V to VII)	131	142	68	70	69	+11	-73	+1	-1	72
Clerical (III & IV)	213	226	55	51	52	+14	-171	-3	+2	57
<b>Management &amp; Administrative</b>	<b>405</b>	<b>430</b>	<b>171</b>	<b>165</b>	<b>166</b>	<b>+25</b>	<b>-259</b>	<b>-5</b>	<b>+1</b>	<b>175</b>
Support	21	19	17	16	16	-2	-2	-1	-0	17
Maintenance/ Technical	228	228	225	211	211	-0	-3	-14	-0	214
<b>General Support</b>	<b>249</b>	<b>247</b>	<b>242</b>	<b>227</b>	<b>227</b>	<b>-2</b>	<b>-5</b>	<b>-15</b>	<b>-0</b>	<b>231</b>
Health Care Assistants	1	1	1	1	1	+0	+0	+0	+0	1
Care, other	1					-1				
<b>Patient &amp; Client Care</b>	<b>2</b>	<b>1</b>	<b>1</b>	<b>1</b>	<b>1</b>	<b>-1</b>	<b>+0</b>	<b>+0</b>	<b>+0</b>	<b>1</b>

HSE, S38 Voluntary Hospitals & Agencies / Staff Category & Staff Group: July 2022

Health Service Employment Report: July 2022

Employment by Administration & Staff Group: July 2022	WTE Dec 2019	WTE Dec 2020	WTE Dec 2021	WTE Jun 2022	WTE Jul 2022	Change Dec 2019 to Dec 20	Change Dec 2020 to Dec 21	Change Dec 2021 to Jul 22	Change Jun 2022 to Jul 22	Headcount [No.] Jul 2022
<b>Health Service Executive</b>	<b>76,905</b>	<b>81,192</b>	<b>85,508</b>	<b>87,457</b>	<b>87,699</b>	<b>+4,287</b>	<b>+4,316</b>	<b>+2,191</b>	<b>+242</b>	<b>100,501</b>
Consultants	1,899	1,995	2,083	2,098	2,124	+96	+89	+41	+27	2,297
Registrars	2,313	2,433	2,592	2,621	2,724	+121	+159	+132	+103	3,072
SHO/ Interns	2,047	2,335	2,360	2,353	2,286	+287	+25	-74	-67	2,753
Medical/ Dental, other	764	784	760	749	743	+20	-24	-17	-6	1,010
<b>Medical &amp; Dental</b>	<b>7,023</b>	<b>7,546</b>	<b>7,795</b>	<b>7,821</b>	<b>7,878</b>	<b>+523</b>	<b>+249</b>	<b>+82</b>	<b>+56</b>	<b>9,132</b>
Nurse/ Midwife Manager	4,985	5,228	5,546	5,690	5,701	+243	+318	+154	+11	6,190
Nurse/ Midwife Specialist & AN/MP	1,276	1,482	1,607	1,754	1,771	+206	+125	+164	+17	1,950
Staff Nurse/ Staff Midwife	16,587	17,302	18,107	18,177	18,382	+715	+805	+275	+204	21,165
Public Health Nurse	1,537	1,557	1,523	1,472	1,478	+20	-34	-45	+6	1,794
Nursing/ Midwifery Student	374	323	302	657	591	-52	-20	+288	-66	1,052
Nursing/ Midwifery other	183	201	188	194	195	+18	-14	+8	+1	221
<b>Nursing &amp; Midwifery</b>	<b>24,943</b>	<b>26,094</b>	<b>27,273</b>	<b>27,945</b>	<b>28,117</b>	<b>+1,151</b>	<b>+1,179</b>	<b>+844</b>	<b>+171</b>	<b>32,372</b>
Therapy Professions	3,647	3,902	4,156	4,348	4,349	+255	+254	+193	+1	5,044
Health Science/ Diagnostics	2,629	2,802	2,927	2,879	2,927	+173	+125	-0	+48	3,280
Social Care	178	191	190	184	188	+14	-1	-3	+4	213
Social Workers	702	757	787	824	828	+55	+30	+40	+3	934
Psychologists	767	796	813	823	819	+29	+17	+6	-3	918
Pharmacy	570	665	775	799	796	+95	+110	+21	-3	916
H&SC, Other	960	972	1,146	1,120	1,074	+12	+174	-72	-46	1,297
<b>Health &amp; Social Care Professionals</b>	<b>9,453</b>	<b>10,086</b>	<b>10,795</b>	<b>10,977</b>	<b>10,981</b>	<b>+633</b>	<b>+709</b>	<b>+185</b>	<b>+4</b>	<b>12,602</b>
Management (VIII & above)	1,435	1,521	1,712	1,837	1,833	+86	+191	+121	-4	1,887
Administrative/ Supervisory (V to VII)	3,336	3,796	4,571	4,973	5,056	+460	+775	+485	+83	5,348
Clerical (III & IV)	8,415	8,617	9,083	9,086	9,175	+202	+466	+92	+89	10,306
<b>Management &amp; Administrative</b>	<b>13,187</b>	<b>13,934</b>	<b>15,366</b>	<b>15,896</b>	<b>16,065</b>	<b>+747</b>	<b>+1,433</b>	<b>+698</b>	<b>+169</b>	<b>17,541</b>
Support	4,938	5,327	5,456	5,625	5,655	+389	+129	+199	+29	6,395
Maintenance/ Technical	816	821	821	804	809	+5	-0	-12	+4	833
<b>General Support</b>	<b>5,754</b>	<b>6,148</b>	<b>6,277</b>	<b>6,430</b>	<b>6,463</b>	<b>+394</b>	<b>+129</b>	<b>+186</b>	<b>+34</b>	<b>7,228</b>
Health Care Assistants	9,884	10,651	11,026	11,188	11,013	+767	+376	-13	-175	12,468
Home Help	3,569	3,543	3,546	3,650	3,648	-26	+2	+103	-2	5,289
Ambulance Staff	1,828	1,877	1,936	1,900	1,904	+49	+59	-32	+3	1,974
Care, other	1,265	1,313	1,493	1,650	1,631	+48	+180	+138	-19	1,895
<b>Patient &amp; Client Care</b>	<b>16,546</b>	<b>17,384</b>	<b>18,001</b>	<b>18,389</b>	<b>18,196</b>	<b>+839</b>	<b>+617</b>	<b>+195</b>	<b>-193</b>	<b>21,626</b>

Health Service Employment Report: July 2022

Employment by Administration & Staff Group: July 2022	WTE Dec 2019	WTE Dec 2020	WTE Dec 2021	WTE Jun 2022	WTE Jul 2022	Change Dec 2019 to Dec 20	Change Dec 2020 to Dec 21	Change Dec 2021 to Jul 22	Change Jun 2022 to Jul 22	Headcount [No.] Jul 2022
<b>Section 38 Hospitals</b>	<b>26,687</b>	<b>28,234</b>	<b>29,464</b>	<b>29,929</b>	<b>30,149</b>	<b>+1,547</b>	<b>+1,230</b>	<b>+685</b>	<b>+220</b>	<b>34,317</b>
Consultants	1,303	1,413	1,476	1,517	1,534	+110	+63	+58	+17	1,713
Registrars	1,324	1,404	1,464	1,489	1,512	+80	+60	+48	+23	1,992
SHO/ Interns	1,033	1,220	1,195	1,190	1,198	+187	-25	+3	+8	1,518
Medical/ Dental, other	23	25	23	32	29	+2	-1	+6	-3	46
<b>Medical &amp; Dental</b>	<b>3,683</b>	<b>4,062</b>	<b>4,158</b>	<b>4,228</b>	<b>4,274</b>	<b>+379</b>	<b>+97</b>	<b>+115</b>	<b>+46</b>	<b>5,269</b>

## Health Service Employment Report: July 2022

Employment by Administration & Staff Group: July 2022	WTE Dec 2019	WTE Dec 2020	WTE Dec 2021	WTE Jun 2022	WTE Jul 2022	Change Dec 2019 to Dec 20	Change Dec 2020 to Dec 21	Change Dec 2021 to Jul 22	Change Jun 2022 to Jul 22	Headcount [No.] Jul 2022
<b>Section 38 Hospitals</b>	<b>26,687</b>	<b>28,234</b>	<b>29,464</b>	<b>29,929</b>	<b>30,149</b>	<b>+1,547</b>	<b>+1,230</b>	<b>+685</b>	<b>+220</b>	<b>34,317</b>
Nurse/ Midwife Manager	2,223	2,344	2,498	2,571	2,603	+121	+154	+105	+33	2,897
Nurse/ Midwife Specialist & AN/MP	636	721	776	810	826	+85	+55	+50	+16	940
Staff Nurse/ Staff Midwife	6,916	7,224	7,496	7,479	7,444	+308	+272	-52	-35	8,141
Nursing/ Midwifery Student	238	235	200	429	462	-3	-35	+261	+33	728
Nursing/ Midwifery other	148	139	132	103	101	-8	-7	-31	-2	119
<b>Nursing &amp; Midwifery</b>	<b>10,161</b>	<b>10,663</b>	<b>11,102</b>	<b>11,390</b>	<b>11,435</b>	<b>+502</b>	<b>+439</b>	<b>+333</b>	<b>+45</b>	<b>12,825</b>
Therapy Professions	1,028	1,105	1,194	1,178	1,167	+77	+88	-27	-12	1,315
Health Science/ Diagnostics	1,848	1,907	1,970	1,942	1,968	+58	+63	-2	+27	2,162
Social Care	1	1	1	1	1	+0	+0	+0	+0	2
Social Workers	257	275	292	297	293	+18	+17	+1	-3	324
Psychologists	92	100	114	117	121	+8	+13	+7	+4	146
Pharmacy	445	476	491	474	476	+31	+15	-14	+2	512
H&SC, Other	98	108	127	99	95	+10	+19	-31	-4	115
<b>Health &amp; Social Care Professionals</b>	<b>3,769</b>	<b>3,972</b>	<b>4,188</b>	<b>4,108</b>	<b>4,122</b>	<b>+203</b>	<b>+216</b>	<b>-66</b>	<b>+14</b>	<b>4,576</b>
Management (VIII & above)	259	288	334	358	368	+28	+46	+34	+10	378
Administrative/ Supervisory (V to VII)	1,451	1,596	1,689	1,737	1,761	+145	+92	+72	+24	1,878
Clerical (III & IV)	2,772	2,793	2,929	2,953	2,997	+20	+136	+68	+44	3,477
<b>Management &amp; Administrative</b>	<b>4,483</b>	<b>4,676</b>	<b>4,952</b>	<b>5,048</b>	<b>5,126</b>	<b>+194</b>	<b>+275</b>	<b>+174</b>	<b>+78</b>	<b>5,733</b>
Support	2,415	2,533	2,561	2,568	2,594	+118	+27	+34	+26	2,960
Maintenance/ Technical	238	244	242	247	246	+6	-2	+4	-1	248
<b>General Support</b>	<b>2,653</b>	<b>2,778</b>	<b>2,803</b>	<b>2,815</b>	<b>2,840</b>	<b>+124</b>	<b>+25</b>	<b>+37</b>	<b>+25</b>	<b>3,208</b>
Health Care Assistants	1,873	2,018	2,190	2,267	2,277	+145	+172	+87	+9	2,614
Care, other	65	66	71	73	75	+0	+6	+4	+3	92
<b>Patient &amp; Client Care</b>	<b>1,938</b>	<b>2,083</b>	<b>2,261</b>	<b>2,340</b>	<b>2,352</b>	<b>+145</b>	<b>+178</b>	<b>+91</b>	<b>+12</b>	<b>2,706</b>

## Health Service Employment Report: July 2022

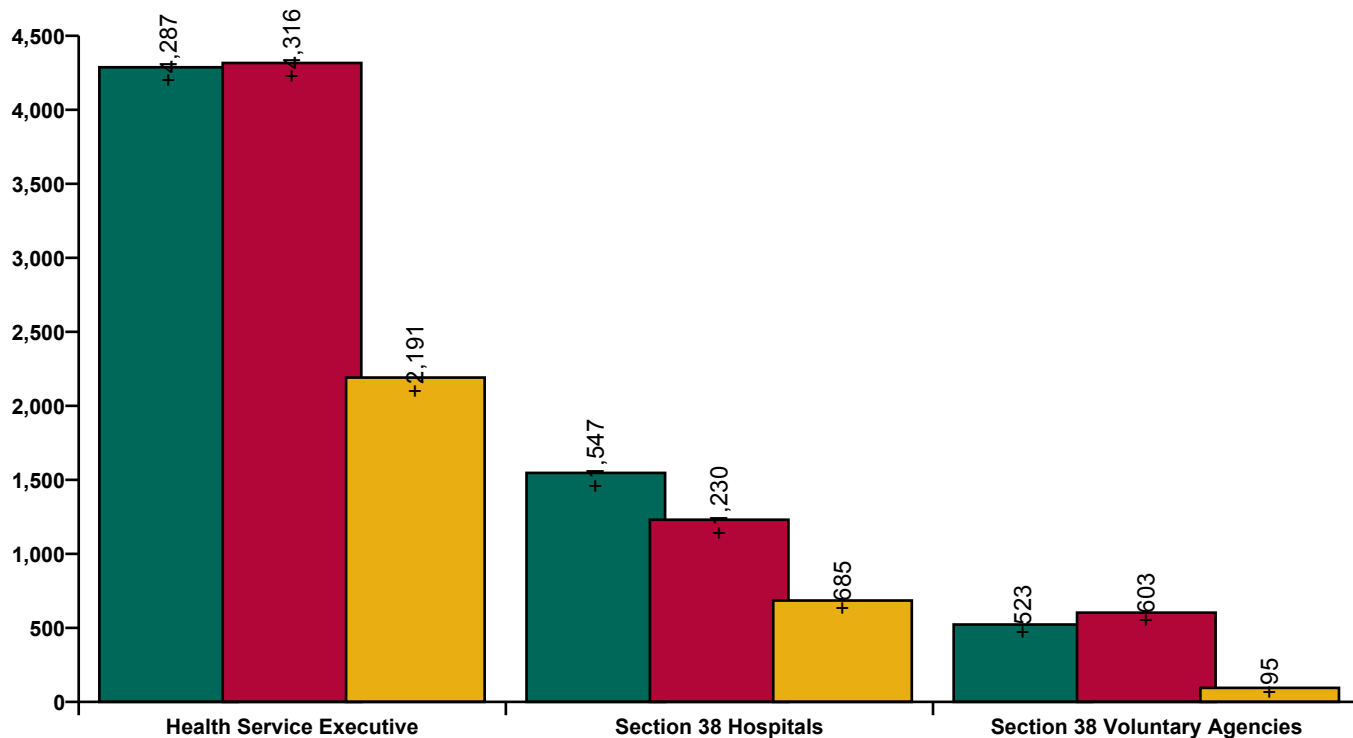
Employment by Administration & Staff Group: July 2022	WTE Dec 2019	WTE Dec 2020	WTE Dec 2021	WTE Jun 2022	WTE Jul 2022	Change Dec 2019 to Dec 20	Change Dec 2020 to Dec 21	Change Dec 2021 to Jul 22	Change Jun 2022 to Jul 22	Headcount [No.] Jul 2022
<b>Section 38 Voluntary Agencies</b>	<b>16,225</b>	<b>16,748</b>	<b>17,351</b>	<b>17,447</b>	<b>17,446</b>	<b>+523</b>	<b>+603</b>	<b>+95</b>	<b>-1</b>	<b>20,777</b>
Consultants	48	51	49	56	55	+3	-2	+6	-1	73
Registrars	43	39	49	41	40	-4	+10	-9	-1	56
SHO/ Interns	36	40	32	37	36	+4	-8	+4	-2	57
Medical/ Dental, other	24	24	30	29	25	+0	+6	-6	-4	58
<b>Medical &amp; Dental</b>	<b>151</b>	<b>153</b>	<b>159</b>	<b>163</b>	<b>155</b>	<b>+2</b>	<b>+6</b>	<b>-5</b>	<b>-8</b>	<b>244</b>
Nurse/ Midwife Manager	776	772	808	819	819	-4	+36	+12	+1	894
Nurse/ Midwife Specialist & AN/MP	84	95	99	101	101	+12	+3	+2	+0	119
Staff Nurse/ Staff Midwife	2,190	2,237	2,247	2,203	2,200	+47	+10	-47	-3	2,565
Nursing/ Midwifery Student	32	34	24	64	61	+2	-10	+37	-3	127
Nursing/ Midwifery other	19	22	24	23	23	+3	+3	-1	-1	25
<b>Nursing &amp; Midwifery</b>	<b>3,101</b>	<b>3,160</b>	<b>3,202</b>	<b>3,209</b>	<b>3,204</b>	<b>+60</b>	<b>+41</b>	<b>+3</b>	<b>-5</b>	<b>3,730</b>
Therapy Professions	559	558	597	582	576	-2	+40	-21	-6	672
Health Science/ Diagnostics	23	22	21	21	21	-1	-1	+0	+0	25
Social Care	2,531	2,716	2,936	2,918	2,925	+185	+220	-11	+7	3,412
Social Workers	206	206	216	212	213	+0	+10	-4	+1	250
Psychologists	145	170	168	165	158	+25	-2	-11	-8	181
Pharmacy	23	23	26	24	23	-0	+3	-2	-1	31
H&SC, Other	65	55	51	49	50	-10	-4	-1	+1	69



## Health Service Employment Report: July 2022

Employment by Administration & Staff Group: July 2022	WTE Dec 2019	WTE Dec 2020	WTE Dec 2021	WTE Jun 2022	WTE Jul 2022	Change Dec 2019 to Dec 20	Change Dec 2020 to Dec 21	Change Dec 2021 to Jul 22	Change Jun 2022 to Jul 22	Headcount [No.] Jul 2022
<b>Section 38 Voluntary Agencies</b>	<b>16,225</b>	<b>16,748</b>	<b>17,351</b>	<b>17,447</b>	<b>17,446</b>	<b>+523</b>	<b>+603</b>	<b>+95</b>	<b>-1</b>	<b>20,777</b>
<b>Health &amp; Social Care Professionals</b>	<b>3,552</b>	<b>3,749</b>	<b>4,015</b>	<b>3,972</b>	<b>3,966</b>	<b>+197</b>	<b>+266</b>	<b>-49</b>	<b>-6</b>	<b>4,640</b>
Management (VIII & above)	147	161	169	174	176	+13	+9	+7	+2	183
Administrative/ Supervisory (V to VII)	412	429	446	479	483	+17	+17	+37	+4	526
Clerical (III & IV)	618	628	649	648	653	+11	+21	+4	+5	821
<b>Management &amp; Administrative</b>	<b>1,177</b>	<b>1,218</b>	<b>1,264</b>	<b>1,301</b>	<b>1,312</b>	<b>+41</b>	<b>+46</b>	<b>+47</b>	<b>+11</b>	<b>1,530</b>
Support	881	816	797	801	796	-65	-19	-1	-5	1,108
Maintenance/ Technical	128	134	134	129	133	+6	-0	-2	+4	145
<b>General Support</b>	<b>1,009</b>	<b>950</b>	<b>931</b>	<b>930</b>	<b>928</b>	<b>-59</b>	<b>-19</b>	<b>-3</b>	<b>-2</b>	<b>1,253</b>
Health Care Assistants	5,640	5,885	6,110	6,206	6,244	+245	+225	+134	+38	7,413
Care, other	1,595	1,632	1,670	1,666	1,637	+37	+38	-33	-29	1,967
<b>Patient &amp; Client Care</b>	<b>7,235</b>	<b>7,517</b>	<b>7,780</b>	<b>7,872</b>	<b>7,881</b>	<b>+282</b>	<b>+262</b>	<b>+102</b>	<b>+10</b>	<b>9,380</b>

WTE change 2020, 2021, 2022



**Employment by Hospital,  
Hospital Group, Community  
Services etc. Jul 2022**

July 2022	WTE Dec 2019	WTE Dec 2020	WTE Dec 2021	WTE Jun 2022	WTE Jul 2022	Change Dec 2019 to Dec 20	Change Dec 2020 to Dec 21	Change Dec 2021 to Jul 22	Change Jun 2022 to Jul 22	Headcount [No.] Jul 2022
<b>Overall</b>	<b>119,817</b>	<b>126,174</b>	<b>132,323</b>	<b>134,833</b>	<b>135,294</b>	<b>+6,357</b>	<b>+6,149</b>	<b>+2,971</b>	<b>+461</b>	<b>155,595</b>
<b>NAS</b>	<b>1,933</b>	<b>1,990</b>	<b>2,060</b>	<b>2,028</b>	<b>2,031</b>	<b>+57</b>	<b>+70</b>	<b>-29</b>	<b>+2</b>	<b>2,106</b>
CHI at Connolly	136	136	147	137	138	+1	+11	-10	+1	164
CHI at Crumlin	1,967	2,062	2,131	2,170	2,183	+95	+69	+52	+14	2,597
CHI at Tallaght	255	259	264	284	287	+3	+5	+23	+4	344
CHI at Temple Street	1,184	1,259	1,302	1,304	1,290	+74	+43	-12	-14	1,550
CHI Programme	57	44	95	106	103	-13	+50	+8	-3	111
CHI Corporate	3	2	35	32	33	-1	+33	-2	+1	33
<b>CHI</b>	<b>3,602</b>	<b>3,762</b>	<b>3,974</b>	<b>4,032</b>	<b>4,034</b>	<b>+160</b>	<b>+212</b>	<b>+60</b>	<b>+2</b>	<b>4,799</b>
Coombe Women & Infants University	890	925	952	949	974	+35	+27	+22	+25	1,089
MRH Portlaoise	750	780	802	814	824	+30	+22	+22	+10	915
MRH Tullamore	1,101	1,146	1,148	1,185	1,192	+45	+2	+43	+7	1,315
Naas General	759	777	796	869	877	+18	+19	+81	+8	1,008
St. James's	4,058	4,266	4,456	4,501	4,526	+208	+190	+71	+25	5,291
St. Luke's Rathgar	544	542	541	543	542	-2	-2	+1	-1	575
Tallaght University	2,683	2,812	2,949	3,017	3,074	+128	+137	+125	+57	3,611
Hospital Group HQ	33	40	63	57	57	+6	+24	-7	-0	60
<b>DMHG</b>	<b>10,819</b>	<b>11,288</b>	<b>11,707</b>	<b>11,935</b>	<b>12,066</b>	<b>+469</b>	<b>+419</b>	<b>+359</b>	<b>+131</b>	<b>13,864</b>
Cappagh National Orthopaedic	426	441	452	487	487	+15	+11	+35	-0	548
Mater Misericordiae University	3,159	3,429	3,638	3,728	3,749	+270	+209	+111	+21	4,126
MRH Mullingar	914	1,004	1,060	1,070	1,078	+90	+56	+18	+8	1,186
National Maternity	880	916	930	939	949	+36	+14	+19	+10	1,068
Our Lady's Navan	516	590	600	613	624	+75	+10	+23	+11	718
St. Columcille's	452	457	469	465	468	+5	+12	-1	+3	529
St Luke's General Kilkenny	1,119	1,185	1,211	1,236	1,238	+66	+26	+27	+2	1,403
St. Michael's	397	404	407	410	420	+7	+3	+13	+10	488
St. Vincent's University	2,838	3,087	3,234	3,251	3,260	+249	+147	+26	+8	3,497
Wexford General	1,024	1,055	1,107	1,142	1,141	+31	+52	+33	-1	1,285
Royal Victoria Eye & Ear	291	313	332	335	340	+22	+18	+9	+5	393
IEHG Bank		8	9	15	16	+8	+1	+7	+1	22
Hospital Group HQ	30	34	72	74	70	+4	+39	-2	-4	84
National Rehabilitation	457	555	608	602	609	+97	+53	+2	+8	675
<b>IEHG</b>	<b>12,502</b>	<b>13,478</b>	<b>14,129</b>	<b>14,367</b>	<b>14,448</b>	<b>+976</b>	<b>+651</b>	<b>+319</b>	<b>+81</b>	<b>16,022</b>
Beaumont	3,846	4,029	4,144	4,193	4,204	+183	+115	+61	+11	4,585
Cavan General	1,034	1,059	1,184	1,234	1,244	+25	+125	+60	+10	1,409
Connolly	1,334	1,462	1,506	1,555	1,571	+128	+44	+65	+16	1,821
Louth County	277	289	293	291	294	+12	+4	+1	+3	335
Monaghan	101	102	144	147	149	+1	+42	+5	+1	171
Our Lady of Lourdes	2,149	2,287	2,357	2,428	2,445	+138	+70	+88	+18	2,709
Rotunda	892	929	919	958	985	+37	-10	+66	+27	1,215
Hospital Group HQ	30	41	60	64	63	+11	+19	+3	-1	66
<b>RCSI</b>	<b>9,663</b>	<b>10,197</b>	<b>10,606</b>	<b>10,871</b>	<b>10,955</b>	<b>+534</b>	<b>+409</b>	<b>+349</b>	<b>+85</b>	<b>12,311</b>
Galway University	3,607	3,787	3,926	4,074	4,100	+181	+138	+174	+26	4,628
Letterkenny University	1,607	1,769	1,943	1,983	2,022	+161	+175	+79	+39	2,379
Mayo University	1,150	1,204	1,317	1,388	1,389	+54	+113	+72	+0	1,577
Portiuncula University	790	843	907	926	932	+53	+64	+25	+6	1,048
Roscommon University	333	367	387	419	432	+33	+20	+45	+13	487
Sligo University	1,688	1,766	1,924	1,945	1,970	+78	+158	+46	+25	2,320
Hospital Group HQ	79	93	162	96	102	+15	+69	-60	+6	107
<b>Saolta</b>	<b>9,253</b>	<b>9,829</b>	<b>10,566</b>	<b>10,831</b>	<b>10,947</b>	<b>+576</b>	<b>+737</b>	<b>+381</b>	<b>+116</b>	<b>12,546</b>
Bantry General	266	277	294	314	323	+11	+17	+28	+9	372
Cork University	4,014	4,316	4,553	4,666	4,739	+302	+237	+186	+73	5,383

**Employment by Hospital,  
Hospital Group, Community  
Services etc. Jul 2022**

July 2022	WTE Dec 2019	WTE Dec 2020	WTE Dec 2021	WTE Jun 2022	WTE Jul 2022	Change Dec 2019 to Dec 20	Change Dec 2020 to Dec 21	Change Dec 2021 to Jul 22	Change Jun 2022 to Jul 22	Headcount [No.] Jul 2022
<b>Overall</b>	<b>119,817</b>	<b>126,174</b>	<b>132,323</b>	<b>134,833</b>	<b>135,294</b>	<b>+6,357</b>	<b>+6,149</b>	<b>+2,971</b>	<b>+461</b>	<b>155,595</b>
Lourdes Orthopaedic Kilcreene	70	70	72	69	70	-0	+2	-2	+1	81
Mallow General	252	246	263	259	264	-6	+17	+1	+5	311
Mercy University	1,173	1,243	1,311	1,346	1,358	+70	+68	+47	+12	1,540
South Infirmary Victoria University	787	804	842	840	846	+18	+38	+4	+6	1,021
South Tipperary General	868	968	1,022	1,052	1,058	+101	+54	+36	+6	1,192
UH Kerry	1,114	1,215	1,314	1,349	1,372	+101	+100	+58	+23	1,567
UH Waterford	1,949	2,103	2,183	2,264	2,300	+154	+80	+117	+36	2,572
Hospital Group HQ	35	45	79	78	72	+11	+34	-7	-6	92
<b>SSWHG</b>	<b>10,527</b>	<b>11,288</b>	<b>11,934</b>	<b>12,239</b>	<b>12,401</b>	<b>+761</b>	<b>+646</b>	<b>+467</b>	<b>+163</b>	<b>14,131</b>
Croom Orthopaedic	156	173	264	296	300	+17	+90	+36	+3	329
Ennis	235	228	242	252	253	-7	+14	+10	+1	285
Nenagh	250	259	266	287	291	+9	+7	+25	+4	328
St. John's Limerick	311	321	318	339	334	+9	-3	+15	-5	371
UH Limerick	2,814	3,122	3,560	3,588	3,625	+309	+438	+65	+37	3,994
UMH Limerick	375	393	383	394	387	+18	-10	+4	-6	442
Hospital Group HQ	6	10	10	11	11	+4	0	+1	-1	11
<b>ULHG</b>	<b>4,146</b>	<b>4,506</b>	<b>5,043</b>	<b>5,166</b>	<b>5,200</b>	<b>+360</b>	<b>+537</b>	<b>+157</b>	<b>+34</b>	<b>5,760</b>
<b>other Acute</b>	<b>91</b>	<b>101</b>	<b>111</b>	<b>114</b>	<b>115</b>	<b>+10</b>	<b>+10</b>	<b>+5</b>	<b>+1</b>	<b>120</b>
<b>Acute Services</b>	<b>62,537</b>	<b>66,439</b>	<b>70,129</b>	<b>71,583</b>	<b>72,197</b>	<b>+3,902</b>	<b>+3,690</b>	<b>+2,067</b>	<b>+614</b>	<b>81,659</b>
<b>Community Services</b>	<b>52,089</b>	<b>54,377</b>	<b>56,370</b>	<b>57,232</b>	<b>57,048</b>	<b>+2,288</b>	<b>+1,993</b>	<b>+677</b>	<b>-184</b>	<b>67,389</b>
<b>H&amp;WB, Corporate &amp; National</b>	<b>5,191</b>	<b>5,358</b>	<b>5,824</b>	<b>6,019</b>	<b>6,050</b>	<b>+167</b>	<b>+465</b>	<b>+226</b>	<b>+32</b>	<b>6,547</b>

Staff Category /Staff Group	WTE Dec 2019	WTE Dec 2020	WTE Dec 2021	WTE Jun 2022	WTE Jul 2022	Change Dec 2019 to Dec 20	Change Dec 2020 to Dec 21	Change Dec 2021 to Jul 22	Change Jun 2022 to Jul 22	Headcount [No.] Jul 2022
<b>Bantry General</b>	<b>266</b>	<b>277</b>	<b>294</b>	<b>314</b>	<b>323</b>	<b>+11</b>	<b>+17</b>	<b>+28</b>	<b>+9</b>	<b>372</b>
Consultants	4	4	5	7	6		+1	+1	-0	8
Registrars	6	5	5	5	5	-1		-0	-0	5
SHO/ Interns	13	14	13	11	12	+1	-1	-1	+1	16
Medical/ Dental, other	0	1	1	1	1	+0		+0	+0	3
<b>Medical &amp; Dental</b>	<b>24</b>	<b>24</b>	<b>24</b>	<b>23</b>	<b>24</b>	<b>-0</b>	<b>+1</b>	<b>+0</b>	<b>+1</b>	<b>32</b>
Nurse/ Midwife Manager	28	28	30	34	34	+1	+2	+4	+0	36
Nurse/ Midwife Specialist & AN/MP	2	4	5	4	5	+2	+1	-0	+1	5
Staff Nurse/ Staff Midwife	83	83	87	94	95	+0	+4	+8	+1	110
Nursing/ Midwifery Student		1		1		+1	-1		-1	
<b>Nursing &amp; Midwifery</b>	<b>112</b>	<b>116</b>	<b>122</b>	<b>132</b>	<b>134</b>	<b>+4</b>	<b>+6</b>	<b>+12</b>	<b>+2</b>	<b>151</b>
Therapy Professions	8	10	10	10	10	+2	+0	-1	+0	11
Health Science/ Diagnostics	17	16	20	21	21	-1	+4	+1	+0	26
Pharmacy	2	2	3	3	3		+1	+0	+0	3
<b>Health &amp; Social Care Professionals</b>	<b>28</b>	<b>28</b>	<b>33</b>	<b>33</b>	<b>33</b>	<b>+0</b>	<b>+5</b>	<b>-0</b>	<b>+0</b>	<b>40</b>
Management (VIII & above)			1	1	1		+1			1
Administrative/ Supervisory (V to VII)	4	5	4	4	4	+2	-1	-0		5
Clerical (III & IV)	21	22	22	27	30	+1	+0	+8	+3	35
<b>Management &amp; Administrative</b>	<b>25</b>	<b>27</b>	<b>27</b>	<b>32</b>	<b>35</b>	<b>+2</b>	<b>+0</b>	<b>+8</b>	<b>+3</b>	<b>41</b>
Support	20	18	19	19	18	-3	+1	-1	-1	19
Maintenance/ Technical	1	1	1		1				+1	1
<b>General Support</b>	<b>21</b>	<b>19</b>	<b>20</b>	<b>19</b>	<b>19</b>	<b>-3</b>	<b>+1</b>	<b>-1</b>	<b>-0</b>	<b>20</b>
Health Care Assistants	56	63	67	74	77	+7	+4	+10	+3	85
Care, other	1	1	1	1	1			+0	+0	3
<b>Patient &amp; Client Care</b>	<b>56</b>	<b>63</b>	<b>68</b>	<b>74</b>	<b>78</b>	<b>+7</b>	<b>+4</b>	<b>+10</b>	<b>+3</b>	<b>88</b>

Staff Category /Staff Group	WTE Dec 2019	WTE Dec 2020	WTE Dec 2021	WTE Jun 2022	WTE Jul 2022	Change Dec 2019 to Dec 20	Change Dec 2020 to Dec 21	Change Dec 2021 to Jul 22	Change Jun 2022 to Jul 22	Headcount [No.] Jul 2022
<b>Beaumont</b>	<b>3,846</b>	<b>4,029</b>	<b>4,144</b>	<b>4,193</b>	<b>4,204</b>	<b>+183</b>	<b>+115</b>	<b>+61</b>	<b>+11</b>	<b>4,585</b>
Consultants	199	211	235	233	237	+12	+24	+2	+4	254
Registrars	198	210	215	215	216	+12	+5	+1	+2	219
SHO/ Interns	179	212	206	201	208	+33	-6	+2	+7	208
Medical/ Dental, other	5	5	3	3	3	+0	-2	+0		4
<b>Medical &amp; Dental</b>	<b>581</b>	<b>638</b>	<b>659</b>	<b>652</b>	<b>664</b>	<b>+58</b>	<b>+21</b>	<b>+5</b>	<b>+12</b>	<b>685</b>
Nurse/ Midwife Manager	296	306	330	346	346	+10	+23	+16	+0	379
Nurse/ Midwife Specialist & AN/MP	70	79	85	96	95	+9	+6	+10	-1	104
Staff Nurse/ Staff Midwife	908	1,018	1,014	1,002	1,009	+110	-4	-5	+7	1,071
Nursing/ Midwifery Student	59	5	7	37	33	-54	+2	+26	-4	64
Nursing/ Midwifery other	25	23	19	12	13	-2	-4	-6	+1	14
<b>Nursing &amp; Midwifery</b>	<b>1,358</b>	<b>1,431</b>	<b>1,454</b>	<b>1,491</b>	<b>1,495</b>	<b>+73</b>	<b>+23</b>	<b>+41</b>	<b>+4</b>	<b>1,632</b>
Therapy Professions	151	162	165	155	153	+11	+3	-12	-2	166
Health Science/ Diagnostics	277	283	264	271	274	+6	-19	+11	+3	298
Social Workers	33	32	34	35	35	-1	+2	+1	+0	37
Psychologists	11	10	12	12	13	-1	+2	+1	+1	15
Pharmacy	46	47	49	47	44	+1	+2	-5	-3	46
H&SC, Other	10	9	20	10	9	-1	+11	-11	-1	13
<b>Health &amp; Social Care Professionals</b>	<b>529</b>	<b>543</b>	<b>544</b>	<b>530</b>	<b>528</b>	<b>+14</b>	<b>+1</b>	<b>-15</b>	<b>-2</b>	<b>575</b>
Management (VIII & above)	29	37	35	36	38	+8	-2	+3	+2	39
Administrative/ Supervisory (V to VII)	180	204	222	227	227	+24	+18	+5	-0	243
Clerical (III & IV)	389	381	402	400	399	-8	+20	-3	-1	465
<b>Management &amp; Administrative</b>	<b>598</b>	<b>622</b>	<b>659</b>	<b>663</b>	<b>664</b>	<b>+24</b>	<b>+37</b>	<b>+5</b>	<b>+0</b>	<b>747</b>
Support	430	444	432	452	446	+14	-12	+15	-6	503
Maintenance/ Technical	37	36	37	35	36	-1	+1	-1	+1	36
<b>General Support</b>	<b>467</b>	<b>480</b>	<b>468</b>	<b>487</b>	<b>482</b>	<b>+13</b>	<b>-11</b>	<b>+14</b>	<b>-5</b>	<b>539</b>
Health Care Assistants	304	308	351	361	361	+4	+43	+11	+0	397
Care, other	9	8	9	9	9	-2	+1			10
<b>Patient &amp; Client Care</b>	<b>313</b>	<b>315</b>	<b>360</b>	<b>370</b>	<b>371</b>	<b>+2</b>	<b>+44</b>	<b>+11</b>	<b>+0</b>	<b>407</b>

Staff Category /Staff Group	WTE Dec 2019	WTE Dec 2020	WTE Dec 2021	WTE Jun 2022	WTE Jul 2022	Change Dec 2019 to Dec 20	Change Dec 2020 to Dec 21	Change Dec 2021 to Jul 22	Change Jun 2022 to Jul 22	Headcount [No.] Jul 2022
<b>Cappagh National Orthopaedic</b>	<b>426</b>	<b>441</b>	<b>452</b>	<b>487</b>	<b>487</b>	<b>+15</b>	<b>+11</b>	<b>+35</b>	<b>-1</b>	<b>548</b>
Consultants	16	16	18	19	19	-1	+2	+1		19
Registrars	18	18	18	23	23	-1		+5		25
SHO/ Interns	12	12	10	19	18		-2	+8	-1	18
<b>Medical &amp; Dental</b>	<b>46</b>	<b>45</b>	<b>45</b>	<b>60</b>	<b>59</b>	<b>-1</b>		<b>+14</b>	<b>-1</b>	<b>62</b>
Nurse/ Midwife Manager	41	41	42	43	43		+1	+1		50
Nurse/ Midwife Specialist & AN/MP	9	9	10	11	11		+2	+1		14
Staff Nurse/ Staff Midwife	103	111	111	110	110	+8		-1		127
Nursing/ Midwifery other	2	2	2	1	1			-1		1
<b>Nursing &amp; Midwifery</b>	<b>155</b>	<b>163</b>	<b>166</b>	<b>166</b>	<b>166</b>	<b>+8</b>	<b>+3</b>			<b>192</b>
Therapy Professions	33	33	34	38	38	+0	+1	+4		43
Health Science/ Diagnostics	25	26	30	36	36	+1	+4	+6		37
Social Workers	7	7	7	8	8			+1		8
Psychologists	1	1	1	1	1					1
Pharmacy	5	5	6	5	5		+1	-1		5
<b>Health &amp; Social Care Professionals</b>	<b>71</b>	<b>72</b>	<b>78</b>	<b>88</b>	<b>88</b>	<b>+1</b>	<b>+6</b>	<b>+10</b>		<b>94</b>
Management (VIII & above)	4	4	4	6	6			+2		6
Administrative/ Supervisory (V to VII)	22	25	26	28	28	+3	+1	+2		31
Clerical (III & IV)	40	43	44	47	47	+3	+1	+3		54
<b>Management &amp; Administrative</b>	<b>66</b>	<b>72</b>	<b>74</b>	<b>81</b>	<b>81</b>	<b>+6</b>	<b>+2</b>	<b>+7</b>		<b>91</b>
Support	62	62	62	63	63	+0		+1		77
Maintenance/ Technical	1	1	1	1	1					1
<b>General Support</b>	<b>63</b>	<b>63</b>	<b>63</b>	<b>64</b>	<b>64</b>	<b>+0</b>		<b>+1</b>		<b>78</b>
Health Care Assistants	26	26	26	29	29			+3		31
<b>Patient &amp; Client Care</b>	<b>26</b>	<b>26</b>	<b>26</b>	<b>29</b>	<b>29</b>			<b>+3</b>		<b>31</b>

Staff Category /Staff Group	WTE Dec 2019	WTE Dec 2020	WTE Dec 2021	WTE Jun 2022	WTE Jul 2022	Change Dec 2019 to Dec 20	Change Dec 2020 to Dec 21	Change Dec 2021 to Jul 22	Change Jun 2022 to Jul 22	Headcount [No.] Jul 2022
<b>Cavan General</b>	<b>1,034</b>	<b>1,059</b>	<b>1,184</b>	<b>1,234</b>	<b>1,244</b>	<b>+25</b>	<b>+125</b>	<b>+60</b>	<b>+10</b>	<b>1,409</b>
Consultants	31	33	34	36	37	+2	+1	+2	+1	37
Registrars	51	53	58	55	61	+2	+5	+3	+6	63
SHO/ Interns	57	55	62	69	54	-2	+7	-8	-15	57
<b>Medical &amp; Dental</b>	<b>139</b>	<b>141</b>	<b>154</b>	<b>160</b>	<b>152</b>	<b>+1</b>	<b>+13</b>	<b>-3</b>	<b>-8</b>	<b>157</b>
Nurse/ Midwife Manager	91	93	117	122	124	+2	+23	+7	+2	136
Nurse/ Midwife Specialist & AN/MP	21	26	29	31	30	+5	+4	+1	-1	34
Staff Nurse/ Staff Midwife	284	288	322	344	350	+4	+34	+29	+6	418
Nursing/ Midwifery Student			3	0	1		+3	-2	+1	1
Nursing/ Midwifery other	2	1	0	1	1	-1	-0	+0	-0	1
<b>Nursing &amp; Midwifery</b>	<b>398</b>	<b>408</b>	<b>471</b>	<b>498</b>	<b>506</b>	<b>+10</b>	<b>+63</b>	<b>+35</b>	<b>+8</b>	<b>590</b>
Therapy Professions	31	30	39	40	41	-2	+9	+2	+1	49
Health Science/ Diagnostics	66	68	73	75	77	+1	+5	+5	+2	88
Social Workers	1	1	2	2	2	-0	+1	-0	-0	2
Pharmacy	17	24	28	25	24	+7	+4	-4	-1	29
H&SC, Other	2	1	2	3	3	-2	+2	+1	+0	4
<b>Health &amp; Social Care Professionals</b>	<b>118</b>	<b>123</b>	<b>144</b>	<b>145</b>	<b>147</b>	<b>+5</b>	<b>+21</b>	<b>+4</b>	<b>+2</b>	<b>172</b>
Management (VIII & above)	6	8	8	9	9	+2	-0	+1	+0	9
Administrative/ Supervisory (V to VII)	16	22	33	42	42	+5	+12	+9	+0	45
Clerical (III & IV)	128	130	126	120	125	+1	-4	-1	+5	144
<b>Management &amp; Administrative</b>	<b>151</b>	<b>159</b>	<b>167</b>	<b>170</b>	<b>176</b>	<b>+9</b>	<b>+7</b>	<b>+9</b>	<b>+5</b>	<b>198</b>
Support	65	66	68	68	68	+1	+3	-0	+0	75
Maintenance/ Technical	13	13	10	13	13	-0	-2	+2	-1	13
<b>General Support</b>	<b>78</b>	<b>79</b>	<b>79</b>	<b>81</b>	<b>81</b>	<b>+1</b>	<b>+0</b>	<b>+2</b>	<b>-0</b>	<b>88</b>
Health Care Assistants	146	145	166	177	180	-0	+21	+14	+3	201
Care, other	4	4	3	3	3	-0	-1	-0	-0	3
<b>Patient &amp; Client Care</b>	<b>150</b>	<b>149</b>	<b>169</b>	<b>179</b>	<b>183</b>	<b>-1</b>	<b>+20</b>	<b>+14</b>	<b>+3</b>	<b>204</b>

Staff Category /Staff Group	WTE Dec 2019	WTE Dec 2020	WTE Dec 2021	WTE Jun 2022	WTE Jul 2022	Change Dec 2019 to Dec 20	Change Dec 2020 to Dec 21	Change Dec 2021 to Jul 22	Change Jun 2022 to Jul 22	Headcount [No.] Jul 2022
<b>CHI at Connolly</b>	<b>136</b>	<b>136</b>	<b>147</b>	<b>137</b>	<b>138</b>	<b>+1</b>	<b>+11</b>	<b>-10</b>	<b>+1</b>	<b>164</b>
Consultants	10	11	10	9	9	+1	-0	-1		11
Registrars	11	7	11	9	5	-4	+4	-5	-3	9
SHO/ Interns	4	3	3		2	-1		-1	+2	2
<b>Medical &amp; Dental</b>	<b>24</b>	<b>21</b>	<b>24</b>	<b>18</b>	<b>16</b>	<b>-4</b>	<b>+3</b>	<b>-8</b>	<b>-2</b>	<b>22</b>
Nurse/ Midwife Manager	17	17	19	18	20	-0	+2	+1	+1	23
Nurse/ Midwife Specialist & AN/MP	2	4	7	7	6	+1	+3	-1	-1	6
Staff Nurse/ Staff Midwife	17	20	20	24	24	+2	+0	+4	+0	31
<b>Nursing &amp; Midwifery</b>	<b>37</b>	<b>40</b>	<b>45</b>	<b>48</b>	<b>49</b>	<b>+3</b>	<b>+5</b>	<b>+4</b>	<b>+1</b>	<b>60</b>
Therapy Professions	5	6	6	5	4	+1		-2	-1	4
Health Science/ Diagnostics	11	10	10	9	9	-1	-0	-1	+0	9
Social Workers	7	6	8	7	9	-1	+2	+1	+2	11
Psychologists	4	7	8	8	7	+3	+1	-0	-0	10
Pharmacy	2	2	3	2	2		+1	-0	+0	3
H&SC, Other	2	3	2	2	2	+0	-1	+0	+0	3
<b>Health &amp; Social Care Professionals</b>	<b>31</b>	<b>33</b>	<b>36</b>	<b>33</b>	<b>34</b>	<b>+2</b>	<b>+3</b>	<b>-2</b>	<b>+1</b>	<b>40</b>
Management (VIII & above)			0				+0	-0		
Administrative/ Supervisory (V to VII)	4	5	2	3	3	+1	-3	+1	+0	4
Clerical (III & IV)	26	24	26	22	22	-2	+2	-3	+1	25
<b>Management &amp; Administrative</b>	<b>30</b>	<b>29</b>	<b>28</b>	<b>25</b>	<b>26</b>	<b>-1</b>	<b>-1</b>	<b>-3</b>	<b>+1</b>	<b>29</b>
Support	3	3	3	3	3					3
<b>General Support</b>	<b>3</b>	<b>3</b>	<b>3</b>	<b>3</b>	<b>3</b>					<b>3</b>
Health Care Assistants	10	10	10	10	9	-0	-1	-0	-0	10
Care, other		1	1			+1		-1		
<b>Patient &amp; Client Care</b>	<b>10</b>	<b>11</b>	<b>11</b>	<b>10</b>	<b>9</b>	<b>+1</b>	<b>-1</b>	<b>-1</b>	<b>-0</b>	<b>10</b>

Staff Category /Staff Group	WTE Dec 2019	WTE Dec 2020	WTE Dec 2021	WTE Jun 2022	WTE Jul 2022	Change Dec 2019 to Dec 20	Change Dec 2020 to Dec 21	Change Dec 2021 to Jul 22	Change Jun 2022 to Jul 22	Headcount [No.] Jul 2022
<b>CHI at Crumlin</b>	<b>1,967</b>	<b>2,062</b>	<b>2,131</b>	<b>2,170</b>	<b>2,183</b>	<b>+95</b>	<b>+69</b>	<b>+52</b>	<b>+14</b>	<b>2,597</b>
Consultants	112	116	124	123	125	+4	+8	+1	+1	133
Registrars	105	113	116	122	112	+9	+3	-4	-10	199
SHO/ Interns	38	38	43	43	42	-0	+5	-1	-1	79
Medical/ Dental, other	1	1	1	1	1			+0	+0	1
<b>Medical &amp; Dental</b>	<b>255</b>	<b>268</b>	<b>284</b>	<b>289</b>	<b>279</b>	<b>+12</b>	<b>+16</b>	<b>-4</b>	<b>-9</b>	<b>412</b>
Nurse/ Midwife Manager	159	155	173	173	174	-4	+18	+1	+1	202
Nurse/ Midwife Specialist & AN/MP	103	114	121	123	131	+11	+7	+10	+9	156
Staff Nurse/ Staff Midwife	477	518	553	557	571	+41	+35	+18	+13	641
Nursing/ Midwifery Student	37	9	22	21	20	-28	+13	-1	-1	30
Nursing/ Midwifery other	7	5	4	6	6	-2	-0	+2	+0	7
<b>Nursing &amp; Midwifery</b>	<b>783</b>	<b>800</b>	<b>873</b>	<b>879</b>	<b>902</b>	<b>+18</b>	<b>+72</b>	<b>+29</b>	<b>+22</b>	<b>1,036</b>
Therapy Professions	66	70	79	71	70	+4	+9	-9	-1	83
Health Science/ Diagnostics	171	174	184	190	187	+3	+11	+3	-3	203
Social Workers	28	28	30	30	28	+1	+1	-2	-2	34
Psychologists	18	19	20	21	22	+1	+1	+3	+1	30
Pharmacy	34	39	45	44	46	+5	+6	+1	+2	50
H&SC, Other	16	15	16	13	13	-1	+1	-2	+0	19
<b>Health &amp; Social Care Professionals</b>	<b>333</b>	<b>345</b>	<b>374</b>	<b>369</b>	<b>367</b>	<b>+12</b>	<b>+29</b>	<b>-7</b>	<b>-3</b>	<b>419</b>
Management (VIII & above)	17	26	14	14	16	+9	-12	+2	+2	16
Administrative/ Supervisory (V to VII)	121	144	141	159	160	+23	-3	+19	+2	174
Clerical (III & IV)	206	202	188	199	201	-4	-14	+13	+2	238
<b>Management &amp; Administrative</b>	<b>344</b>	<b>372</b>	<b>343</b>	<b>371</b>	<b>377</b>	<b>+28</b>	<b>-29</b>	<b>+34</b>	<b>+6</b>	<b>428</b>
Support	139	147	142	143	142	+8	-5	+0	-0	166
Maintenance/ Technical	10	10	10	10	10			-0		10
<b>General Support</b>	<b>149</b>	<b>157</b>	<b>152</b>	<b>152</b>	<b>152</b>	<b>+8</b>	<b>-5</b>	<b>+0</b>	<b>-0</b>	<b>176</b>
Health Care Assistants	97	114	100	102	100	+17	-14	-0	-2	119
Care, other	7	7	7	7	6	-0	-0	-0	-0	7
<b>Patient &amp; Client Care</b>	<b>104</b>	<b>121</b>	<b>106</b>	<b>109</b>	<b>106</b>	<b>+17</b>	<b>-14</b>	<b>-0</b>	<b>-2</b>	<b>126</b>

Staff Category /Staff Group	WTE Dec 2019	WTE Dec 2020	WTE Dec 2021	WTE Jun 2022	WTE Jul 2022	Change Dec 2019 to Dec 20	Change Dec 2020 to Dec 21	Change Dec 2021 to Jul 22	Change Jun 2022 to Jul 22	Headcount [No.] Jul 2022
<b>CHI at Tallaght</b>	<b>255</b>	<b>259</b>	<b>264</b>	<b>284</b>	<b>287</b>	<b>+3</b>	<b>+5</b>	<b>+23</b>	<b>+4</b>	<b>344</b>
Consultants	18	20	19	20	19	+2	-1	+0	-0	20
Registrars	20	19	14	15	18	-1	-5	+3	+3	26
SHO/ Interns	17	20	20	22	17	+3	-0	-3	-5	34
<b>Medical &amp; Dental</b>	<b>55</b>	<b>60</b>	<b>53</b>	<b>56</b>	<b>54</b>	<b>+4</b>	<b>-6</b>	<b>+1</b>	<b>-2</b>	<b>80</b>
Nurse/ Midwife Manager	37	35	37	41	39	-2	+1	+2	-2	46
Nurse/ Midwife Specialist & AN/MP	8	12	13	12	14	+5	+0	+1	+1	16
Staff Nurse/ Staff Midwife	80	74	73	74	80	-6	-2	+7	+6	86
Nursing/ Midwifery Student			3	5	3		+3		-2	3
Nursing/ Midwifery other	3	3	2	2	2		-1	+0	+0	2
<b>Nursing &amp; Midwifery</b>	<b>128</b>	<b>125</b>	<b>127</b>	<b>135</b>	<b>137</b>	<b>-3</b>	<b>+2</b>	<b>+11</b>	<b>+3</b>	<b>153</b>
Therapy Professions	9	13	16	17	16	+4	+3	+1	-0	19
Health Science/ Diagnostics	2	2	3	2	2	-1	+1	-0	+0	3
Social Workers	5	6	5	6	5	+1	-1	+1	-1	6
Psychologists	2	4	5	5	6	+1	+1	+0	+0	7
H&SC, Other	2	2	2	3	3			+1	+0	3
<b>Health &amp; Social Care Professionals</b>	<b>20</b>	<b>26</b>	<b>30</b>	<b>33</b>	<b>33</b>	<b>+6</b>	<b>+4</b>	<b>+3</b>	<b>-0</b>	<b>38</b>
Management (VIII & above)	2	1		1	1	-1	-1	+1		1
Administrative/ Supervisory (V to VII)	10	8	10	12	12	-2	+2	+2	+0	13
Clerical (III & IV)	28	29	30	34	37	+1	+1	+7	+3	42
<b>Management &amp; Administrative</b>	<b>40</b>	<b>38</b>	<b>40</b>	<b>47</b>	<b>50</b>	<b>-2</b>	<b>+2</b>	<b>+10</b>	<b>+3</b>	<b>56</b>
Support	4	3	1	0	0	-1	-2	-0	+0	1
<b>General Support</b>	<b>4</b>	<b>3</b>	<b>1</b>	<b>0</b>	<b>0</b>	<b>-1</b>	<b>-2</b>	<b>-0</b>	<b>+0</b>	<b>1</b>
Health Care Assistants	8	7	13	13	12	-1	+6	-1	-0	15
Care, other	1	1			1		-1	+1	+1	1
<b>Patient &amp; Client Care</b>	<b>9</b>	<b>8</b>	<b>13</b>	<b>13</b>	<b>13</b>	<b>-1</b>	<b>+5</b>	<b>-0</b>	<b>+0</b>	<b>16</b>

Staff Category /Staff Group	WTE Dec 2019	WTE Dec 2020	WTE Dec 2021	WTE Jun 2022	WTE Jul 2022	Change Dec 2019 to Dec 20	Change Dec 2020 to Dec 21	Change Dec 2021 to Jul 22	Change Jun 2022 to Jul 22	Headcount [No.] Jul 2022
<b>CHI at Temple Street</b>	<b>1,184</b>	<b>1,259</b>	<b>1,302</b>	<b>1,304</b>	<b>1,290</b>	<b>+74</b>	<b>+43</b>	<b>-12</b>	<b>-14</b>	<b>1,550</b>
Consultants	79	89	86	93	94	+10	-3	+8	+1	106
Registrars	69	77	70	84	81	+7	-6	+10	-4	143
SHO/ Interns	29	34	39	38	34	+5	+5	-4	-3	66
Medical/ Dental, other	1	1	0	0	0		-0			1
<b>Medical &amp; Dental</b>	<b>178</b>	<b>201</b>	<b>196</b>	<b>216</b>	<b>210</b>	<b>+23</b>	<b>-5</b>	<b>+14</b>	<b>-6</b>	<b>316</b>
Nurse/ Midwife Manager	114	124	123	128	127	+10	-1	+4	-1	150
Nurse/ Midwife Specialist & AN/MP	39	43	47	45	45	+3	+4	-2	+1	55
Staff Nurse/ Staff Midwife	231	239	261	244	242	+8	+23	-19	-2	282
Nursing/ Midwifery Student	38	47	39	48	43	+9	-8	+5	-5	54
Nursing/ Midwifery other	1	1	1	1	1					1
<b>Nursing &amp; Midwifery</b>	<b>424</b>	<b>453</b>	<b>471</b>	<b>466</b>	<b>459</b>	<b>+30</b>	<b>+17</b>	<b>-12</b>	<b>-7</b>	<b>542</b>
Therapy Professions	54	55	65	61	59	+1	+10	-6	-2	70
Health Science/ Diagnostics	92	98	99	98	98	+6	+2	-2	-0	109
Social Workers	18	19	22	21	22	+2	+3	-0	+1	27
Psychologists	14	12	15	14	14	-2	+2	-0	+0	17
Pharmacy	8	10	13	10	11	+2	+3	-1	+1	12
H&SC, Other	5	7	8	8	7	+1	+2	-1	-1	8
<b>Health &amp; Social Care Professionals</b>	<b>191</b>	<b>200</b>	<b>223</b>	<b>213</b>	<b>212</b>	<b>+10</b>	<b>+22</b>	<b>-11</b>	<b>-1</b>	<b>243</b>
Management (VIII & above)	17	15	16	19	19	-2	+1	+3		19
Administrative/ Supervisory (V to VII)	114	123	113	106	105	+9	-10	-8	-0	111
Clerical (III & IV)	151	148	158	156	158	-2	+10	-0	+2	179
<b>Management &amp; Administrative</b>	<b>282</b>	<b>287</b>	<b>287</b>	<b>280</b>	<b>282</b>	<b>+5</b>	<b>+0</b>	<b>-5</b>	<b>+2</b>	<b>309</b>
Support	50	57	59	64	61	+7	+3	+1	-3	64
Maintenance/ Technical	5	5	6	5	5		+1	-1		5
<b>General Support</b>	<b>55</b>	<b>62</b>	<b>65</b>	<b>69</b>	<b>66</b>	<b>+7</b>	<b>+4</b>	<b>+0</b>	<b>-3</b>	<b>69</b>
Health Care Assistants	50	51	57	58	58	+1	+6	+2	+0	65
Care, other	6	5	4	4	4	-1	-1	+0	+0	6
<b>Patient &amp; Client Care</b>	<b>56</b>	<b>56</b>	<b>60</b>	<b>62</b>	<b>62</b>	<b>-0</b>	<b>+5</b>	<b>+2</b>	<b>+0</b>	<b>71</b>

Staff Category /Staff Group	WTE Dec 2019	WTE Dec 2020	WTE Dec 2021	WTE Jun 2022	WTE Jul 2022	Change Dec 2019 to Dec 20	Change Dec 2020 to Dec 21	Change Dec 2021 to Jul 22	Change Jun 2022 to Jul 22	Headcount [No.] Jul 2022
<b>CHI Programme</b>	<b>57</b>	<b>44</b>	<b>95</b>	<b>106</b>	<b>103</b>	<b>-13</b>	<b>+50</b>	<b>+8</b>	<b>-3</b>	<b>111</b>
Consultants	1	2	5	5	5	+1	+3	-0		6
Registrars		1	1	1	0	+1		-1	-1	1
<b>Medical &amp; Dental</b>	<b>1</b>	<b>3</b>	<b>6</b>	<b>6</b>	<b>5</b>	<b>+2</b>	<b>+3</b>	<b>-1</b>	<b>-1</b>	<b>7</b>
Nurse/ Midwife Manager	4	3	5	5	5	-1	+2	-0	-0	5
<b>Nursing &amp; Midwifery</b>	<b>4</b>	<b>3</b>	<b>5</b>	<b>5</b>	<b>5</b>	<b>-1</b>	<b>+2</b>	<b>-0</b>	<b>-0</b>	<b>5</b>
Therapy Professions	2	2	1	2	2		-1	+1	+0	2
Health Science/ Diagnostics	5	2	4	8	8	-3	+2	+4	-0	8
Social Workers		1				+1	-1			
<b>Health &amp; Social Care Professionals</b>	<b>7</b>	<b>5</b>	<b>5</b>	<b>10</b>	<b>10</b>	<b>-2</b>	<b>-0</b>	<b>+5</b>	<b>-0</b>	<b>10</b>
Management (VIII & above)	14	10	24	25	26	-4	+14	+2	+1	26
Administrative/ Supervisory (V to VII)	22	18	47	46	43	-3	+29	-4	-3	47
Clerical (III & IV)	10	6	8	14	14	-4	+2	+5	-0	15
<b>Management &amp; Administrative</b>	<b>45</b>	<b>34</b>	<b>79</b>	<b>85</b>	<b>83</b>	<b>-11</b>	<b>+45</b>	<b>+3</b>	<b>-2</b>	<b>88</b>
Maintenance/ Technical				1	1			+1		1
<b>General Support</b>				<b>1</b>	<b>1</b>			<b>+1</b>		<b>1</b>

Staff Category /Staff Group	WTE Dec 2019	WTE Dec 2020	WTE Dec 2021	WTE Jun 2022	WTE Jul 2022	Change Dec 2019 to Dec 20	Change Dec 2020 to Dec 21	Change Dec 2021 to Jul 22	Change Jun 2022 to Jul 22	Headcount [No.] Jul 2022
<b>CHI Corporate</b>	<b>3</b>	<b>2</b>	<b>35</b>	<b>32</b>	<b>33</b>	<b>-1</b>	<b>+33</b>	<b>-2</b>	<b>+1</b>	<b>33</b>
Consultants			2	2	2		+2			2
<b>Medical &amp; Dental</b>			<b>2</b>	<b>2</b>	<b>2</b>		<b>+2</b>			<b>2</b>
Nurse/ Midwife Manager			2	2	2		+2		+0	2
<b>Nursing &amp; Midwifery</b>			<b>2</b>	<b>2</b>	<b>2</b>		<b>+2</b>		<b>+0</b>	<b>2</b>
Management (VIII & above)	3	2	15	16	16	-1	+13	+1		16
Administrative/ Supervisory (V to VII)			8	8	8		+8	+0		8
Clerical (III & IV)			8	4	5		+8	-3	+1	5
<b>Management &amp; Administrative</b>	<b>3</b>	<b>2</b>	<b>31</b>	<b>28</b>	<b>29</b>	<b>-1</b>	<b>+29</b>	<b>-2</b>	<b>+1</b>	<b>29</b>

Staff Category /Staff Group	WTE Dec 2019	WTE Dec 2020	WTE Dec 2021	WTE Jun 2022	WTE Jul 2022	Change Dec 2019 to Dec 20	Change Dec 2020 to Dec 21	Change Dec 2021 to Jul 22	Change Jun 2022 to Jul 22	Headcount [No.] Jul 2022
<b>Connolly</b>	<b>1,334</b>	<b>1,462</b>	<b>1,506</b>	<b>1,555</b>	<b>1,571</b>	<b>+128</b>	<b>+44</b>	<b>+65</b>	<b>+16</b>	<b>1,821</b>
Consultants	64	73	77	78	79	+10	+4	+2	+1	84
Registrars	56	66	69	76	70	+10	+3	+1	-6	116
SHO/ Interns	71	91	84	83	92	+20	-7	+8	+9	153
Medical/ Dental, other	0	1	1	1	1	+0	+0			2
<b>Medical &amp; Dental</b>	<b>191</b>	<b>231</b>	<b>231</b>	<b>238</b>	<b>242</b>	<b>+40</b>	<b>+0</b>	<b>+11</b>	<b>+4</b>	<b>355</b>
Nurse/ Midwife Manager	102	112	115	121	123	+10	+4	+7	+2	138
Nurse/ Midwife Specialist & AN/MP	24	22	30	30	32	-1	+7	+2	+2	34
Staff Nurse/ Staff Midwife	373	400	399	406	406	+27	-2	+7	-1	441
Nursing/ Midwifery Student	1	1	1	8	8	-0	+0	+7	+0	16
Nursing/ Midwifery other	4	3	3	4	4	-1	+0	+1	+0	4
<b>Nursing &amp; Midwifery</b>	<b>503</b>	<b>538</b>	<b>548</b>	<b>570</b>	<b>572</b>	<b>+35</b>	<b>+10</b>	<b>+24</b>	<b>+3</b>	<b>633</b>
Therapy Professions	47	60	66	69	69	+13	+6	+3	+0	76
Health Science/ Diagnostics	83	93	98	103	105	+10	+5	+8	+3	116
Social Workers	12	12	13	12	12	-0	+1	-1	+0	14
Pharmacy	26	33	35	36	37	+7	+2	+1	+1	43
H&SC, Other			0				+0	-0		
<b>Health &amp; Social Care Professionals</b>	<b>168</b>	<b>197</b>	<b>212</b>	<b>219</b>	<b>223</b>	<b>+29</b>	<b>+15</b>	<b>+11</b>	<b>+4</b>	<b>249</b>
Management (VIII & above)	7	7	8	10	10		+1	+2		10
Administrative/ Supervisory (V to VII)	41	49	52	57	60	+8	+4	+7	+3	64
Clerical (III & IV)	137	144	153	145	147	+6	+10	-6	+2	170
<b>Management &amp; Administrative</b>	<b>185</b>	<b>199</b>	<b>213</b>	<b>212</b>	<b>217</b>	<b>+14</b>	<b>+14</b>	<b>+4</b>	<b>+5</b>	<b>244</b>
Support	113	114	118	126	126	+1	+3	+8	+0	140
Maintenance/ Technical	12	13	11	11	11	+1	-1	-1	-1	12
<b>General Support</b>	<b>124</b>	<b>127</b>	<b>129</b>	<b>137</b>	<b>137</b>	<b>+2</b>	<b>+2</b>	<b>+8</b>	<b>-0</b>	<b>152</b>
Health Care Assistants	150	158	160	168	169	+8	+2	+8	+0	177



Care, other	12	12	11	11	11	-0	-0	-1	-0	11
<b>Patient &amp; Client Care</b>	<b>162</b>	<b>170</b>	<b>172</b>	<b>179</b>	<b>179</b>	<b>+8</b>	<b>+2</b>	<b>+7</b>	<b>+0</b>	<b>188</b>

Staff Category /Staff Group	WTE Dec 2019	WTE Dec 2020	WTE Dec 2021	WTE Jun 2022	WTE Jul 2022	Change Dec 2019 to Dec 20	Change Dec 2020 to Dec 21	Change Dec 2021 to Jul 22	Change Jun 2022 to Jul 22	Headcount [No.] Jul 2022
<b>Coombe Women &amp; Infants Uni</b>	<b>890</b>	<b>925</b>	<b>952</b>	<b>949</b>	<b>974</b>	<b>+35</b>	<b>+27</b>	<b>+22</b>	<b>+25</b>	<b>1,089</b>
Consultants	32	38	35	38	40	+6	-2	+5	+2	43
Registrars	39	42	38	38	49	+3	-4	+11	+11	49
SHO/ Interns	28	28	27	27	27		-1			27
<b>Medical &amp; Dental</b>	<b>99</b>	<b>108</b>	<b>101</b>	<b>103</b>	<b>116</b>	<b>+8</b>	<b>-7</b>	<b>+15</b>	<b>+13</b>	<b>119</b>
Nurse/ Midwife Manager	73	80	88	89	89	+7	+8	+1	-0	99
Nurse/ Midwife Specialist & AN/MP	11	12	15	17	17	+1	+3	+3	+0	19
Staff Nurse/ Staff Midwife	261	257	257	234	237	-3	+0	-21	+2	257
Nursing/ Midwifery Student	13	12	12	17	17	-1		+5		33
Nursing/ Midwifery other	16	16	17	16	17	-0	+1	-0	+0	20
<b>Nursing &amp; Midwifery</b>	<b>374</b>	<b>378</b>	<b>390</b>	<b>373</b>	<b>376</b>	<b>+3</b>	<b>+12</b>	<b>-14</b>	<b>+2</b>	<b>428</b>
Therapy Professions	8	8	11	11	12	+0	+2	+1	+1	15
Health Science/ Diagnostics	52	55	53	55	55	+3	-1	+2	+1	59
Social Workers	7	10	11	10	9	+3	+1	-2	-1	9
Psychologists	1	1	1	1	1	+0				1
Pharmacy	7	8	9	8	8	+1	+1	-1		8
H&SC, Other			2	1	1		+2	-1		1
<b>Health &amp; Social Care Professionals</b>	<b>74</b>	<b>82</b>	<b>87</b>	<b>85</b>	<b>86</b>	<b>+8</b>	<b>+5</b>	<b>-1</b>	<b>+1</b>	<b>93</b>
Management (VIII & above)	7	6	7	7	8	-1	+1	+1	+1	8
Administrative/ Supervisory (V to VII)	47	48	53	56	56	+1	+5	+3	+0	59
Clerical (III & IV)	93	100	98	102	105	+7	-1	+7	+3	129
<b>Management &amp; Administrative</b>	<b>147</b>	<b>153</b>	<b>158</b>	<b>165</b>	<b>169</b>	<b>+7</b>	<b>+5</b>	<b>+11</b>	<b>+5</b>	<b>196</b>
Support	137	143	147	150	148	+6	+4	+1	-2	164
Maintenance/ Technical	9	7	8	8	8	-2	+1			8
<b>General Support</b>	<b>146</b>	<b>150</b>	<b>155</b>	<b>158</b>	<b>156</b>	<b>+4</b>	<b>+5</b>	<b>+1</b>	<b>-2</b>	<b>172</b>
Health Care Assistants	48	54	59	62	68	+6	+5	+9	+5	78
Care, other	2	1	3	2	3	-1	+2		+1	3
<b>Patient &amp; Client Care</b>	<b>49</b>	<b>55</b>	<b>62</b>	<b>64</b>	<b>71</b>	<b>+5</b>	<b>+7</b>	<b>+9</b>	<b>+6</b>	<b>81</b>

Staff Category /Staff Group	WTE Dec 2019	WTE Dec 2020	WTE Dec 2021	WTE Jun 2022	WTE Jul 2022	Change Dec 2019 to Dec 20	Change Dec 2020 to Dec 21	Change Dec 2021 to Jul 22	Change Jun 2022 to Jul 22	Headcount [No.] Jul 2022
<b>Croom Orthopaedic</b>	<b>156</b>	<b>173</b>	<b>264</b>	<b>296</b>	<b>300</b>	<b>+17</b>	<b>+90</b>	<b>+36</b>	<b>+3</b>	<b>329</b>
Consultants	5	8	9	10	10	+3	+1	+1	+0	10
Registrars	3	3	8	10	10			+5	+2	11
SHO/ Interns	5	8	8	7	8	+3	+0	-0	+1	8
<b>Medical &amp; Dental</b>	<b>13</b>	<b>19</b>	<b>25</b>	<b>27</b>	<b>28</b>	<b>+6</b>	<b>+6</b>	<b>+3</b>	<b>+1</b>	<b>29</b>
Nurse/ Midwife Manager	14	19	23	27	28	+5	+4	+5	+1	28
Nurse/ Midwife Specialist & AN/MP	6	5	6	8	9	-1	+1	+3	+0	9
Staff Nurse/ Staff Midwife	50	54	80	88	89	+3	+26	+10	+2	102
Nursing/ Midwifery Student			1	1	1			+1		1
<b>Nursing &amp; Midwifery</b>	<b>70</b>	<b>77</b>	<b>109</b>	<b>124</b>	<b>126</b>	<b>+7</b>	<b>+32</b>	<b>+17</b>	<b>+3</b>	<b>140</b>
Therapy Professions		2	4	4	5	+2	+2	+1	+1	6
Health Science/ Diagnostics	1	1	1	1	1			-0		1
Psychologists				1					-1	
<b>Health &amp; Social Care Professionals</b>	<b>1</b>	<b>3</b>	<b>5</b>	<b>6</b>	<b>6</b>	<b>+2</b>	<b>+2</b>	<b>+1</b>	<b>-0</b>	<b>7</b>
Administrative/ Supervisory (V to VII)	2	2	3	5	5			+1	+2	5
Clerical (III & IV)	15	17	27	28	30	+2	+10	+3	+2	35
<b>Management &amp; Administrative</b>	<b>17</b>	<b>19</b>	<b>30</b>	<b>33</b>	<b>35</b>	<b>+2</b>	<b>+11</b>	<b>+5</b>	<b>+2</b>	<b>40</b>
Support	7	8	52	51	52	+0	+45	-0	+1	55

Maintenance/ Technical	2	2	1	1	1		-1			1
<b>General Support</b>	<b>9</b>	<b>10</b>	<b>53</b>	<b>52</b>	<b>53</b>	<b>+0</b>	<b>+44</b>	<b>-0</b>	<b>+1</b>	<b>56</b>
Health Care Assistants	44	45	40	54	51	+0	-4	+11	-3	56
Care, other	1	1	1	1	1					1
<b>Patient &amp; Client Care</b>	<b>45</b>	<b>46</b>	<b>41</b>	<b>55</b>	<b>52</b>	<b>+0</b>	<b>-4</b>	<b>+11</b>	<b>-3</b>	<b>57</b>

Staff Category /Staff Group	WTE Dec 2019	WTE Dec 2020	WTE Dec 2021	WTE Jun 2022	WTE Jul 2022	Change Dec 2019 to Dec 20	Change Dec 2020 to Dec 21	Change Dec 2021 to Jul 22	Change Jun 2022 to Jul 22	Headcount [No.] Jul 2022
<b>Ennis</b>	<b>235</b>	<b>228</b>	<b>242</b>	<b>252</b>	<b>253</b>	<b>-7</b>	<b>+14</b>	<b>+10</b>	<b>+1</b>	<b>285</b>
Consultants	8	7	6	7	7	-1	-1	+1	+0	8
Registrars	3	3	4	4	4		+1	-1	+0	4
SHO/ Interns	5	4	9	9	9	-1	+5	-0	-0	9
<b>Medical &amp; Dental</b>	<b>16</b>	<b>15</b>	<b>20</b>	<b>20</b>	<b>20</b>	<b>-1</b>	<b>+5</b>	<b>+1</b>	<b>+0</b>	<b>21</b>
Nurse/ Midwife Manager	27	24	25	28	27	-3	+1	+2	-1	29
Nurse/ Midwife Specialist & AN/MP	2	3	5	6	6	+1	+2	+2	+0	7
Staff Nurse/ Staff Midwife	79	72	79	79	78	-7	+7	-1	-1	94
<b>Nursing &amp; Midwifery</b>	<b>108</b>	<b>99</b>	<b>108</b>	<b>112</b>	<b>111</b>	<b>-9</b>	<b>+9</b>	<b>+2</b>	<b>-1</b>	<b>130</b>
Therapy Professions	5	5	5	5	5	+0	-1	+0	-1	7
Health Science/ Diagnostics	15	13	14	13	14	-2	+0	+0	+1	16
Pharmacy	2	2	2	2	2	+0				2
<b>Health &amp; Social Care Professionals</b>	<b>22</b>	<b>21</b>	<b>21</b>	<b>21</b>	<b>21</b>	<b>-1</b>	<b>-0</b>	<b>+0</b>	<b>-0</b>	<b>25</b>
Administrative/ Supervisory (V to VII)	2	4	5	4	4	+2	+1	-1	+0	4
Clerical (III & IV)	42	39	39	40	39	-3	+0	-0	-1	43
<b>Management &amp; Administrative</b>	<b>44</b>	<b>43</b>	<b>44</b>	<b>44</b>	<b>43</b>	<b>-1</b>	<b>+1</b>	<b>-1</b>	<b>-1</b>	<b>47</b>
Support	14	37	36	41	43	+23	-1	+7	+2	46
<b>General Support</b>	<b>14</b>	<b>37</b>	<b>36</b>	<b>41</b>	<b>43</b>	<b>+23</b>	<b>-1</b>	<b>+7</b>	<b>+2</b>	<b>46</b>
Health Care Assistants	32	14	13	14	15	-18	-1	+2	+1	16
<b>Patient &amp; Client Care</b>	<b>32</b>	<b>14</b>	<b>13</b>	<b>14</b>	<b>15</b>	<b>-18</b>	<b>-1</b>	<b>+2</b>	<b>+1</b>	<b>16</b>

Staff Category /Staff Group	WTE Dec 2019	WTE Dec 2020	WTE Dec 2021	WTE Jun 2022	WTE Jul 2022	Change Dec 2019 to Dec 20	Change Dec 2020 to Dec 21	Change Dec 2021 to Jul 22	Change Jun 2022 to Jul 22	Headcount [No.] Jul 2022
<b>Galway University</b>	<b>3,607</b>	<b>3,787</b>	<b>3,926</b>	<b>4,074</b>	<b>4,100</b>	<b>+181</b>	<b>+138</b>	<b>+174</b>	<b>+26</b>	<b>4,628</b>
Consultants	229	238	239	250	250	+8	+1	+11	-1	283
Registrars	205	216	227	231	249	+11	+11	+22	+18	270
SHO/ Interns	222	282	282	282	275	+59	+0	-6	-7	320
Medical/ Dental, other	4	5	4	6	7	+0	-0	+2	+1	8
<b>Medical &amp; Dental</b>	<b>661</b>	<b>740</b>	<b>752</b>	<b>769</b>	<b>781</b>	<b>+79</b>	<b>+12</b>	<b>+29</b>	<b>+12</b>	<b>881</b>
Nurse/ Midwife Manager	189	187	196	212	218	-2	+9	+22	+5	233
Nurse/ Midwife Specialist & AN/MP	86	92	103	111	114	+7	+10	+11	+3	126
Staff Nurse/ Staff Midwife	1,107	1,150	1,178	1,165	1,175	+43	+28	-3	+9	1,349
Public Health Nurse	1	1				-0	-1			
Nursing/ Midwifery Student	21	12	12	77	75	-9	-0	+63	-2	116
Nursing/ Midwifery other	10	15	12	11	10	+5	-3	-2	-1	14
<b>Nursing &amp; Midwifery</b>	<b>1,415</b>	<b>1,458</b>	<b>1,501</b>	<b>1,576</b>	<b>1,591</b>	<b>+43</b>	<b>+43</b>	<b>+90</b>	<b>+15</b>	<b>1,838</b>
Therapy Professions	109	108	133	134	134	-1	+25	+1	-1	147

Health Science/ Diagnostics	295	314	325	318	321	+19	+11	-4	+3	357
Social Care	2	3	2	2	2	+1	-1	+0		3
Social Workers	19	21	25	27	28	+2	+4	+3	+1	30
Psychologists	1	2	3	4	3	+1	+1	-0	-1	4
Pharmacy	46	55	65	65	68	+9	+9	+3	+3	76
H&SC, Other	10	9	6	17	12	-2	-3	+6	-5	19
<b>Health &amp; Social Care Professionals</b>	<b>483</b>	<b>512</b>	<b>558</b>	<b>567</b>	<b>567</b>	<b>+29</b>	<b>+47</b>	<b>+9</b>	<b>+0</b>	<b>636</b>
Management (VIII & above)	11	11	11	11	11	-0	+0	+0	+0	11
Administrative/ Supervisory (V to VII)	96	105	127	126	126	+9	+22	-1	+0	135
Clerical (III & IV)	390	407	417	439	431	+17	+10	+15	-8	482
<b>Management &amp; Administrative</b>	<b>496</b>	<b>522</b>	<b>554</b>	<b>576</b>	<b>568</b>	<b>+26</b>	<b>+32</b>	<b>+14</b>	<b>-8</b>	<b>628</b>
Support	236	237	240	253	261	+1	+3	+21	+7	278
Maintenance/ Technical	36	34	33	33	33	-2	-1	-0	+0	33
<b>General Support</b>	<b>271</b>	<b>270</b>	<b>272</b>	<b>286</b>	<b>293</b>	<b>-1</b>	<b>+2</b>	<b>+21</b>	<b>+8</b>	<b>311</b>
Health Care Assistants	265	271	274	286	285	+6	+3	+11	-1	318
Care, other	15	13	13	15	14	-2	+0	+1	-0	16
<b>Patient &amp; Client Care</b>	<b>280</b>	<b>284</b>	<b>287</b>	<b>301</b>	<b>299</b>	<b>+4</b>	<b>+3</b>	<b>+12</b>	<b>-1</b>	<b>334</b>

Staff Category /Staff Group	WTE Dec 2019	WTE Dec 2020	WTE Dec 2021	WTE Jun 2022	WTE Jul 2022	Change Dec 2019 to Dec 20	Change Dec 2020 to Dec 21	Change Dec 2021 to Jul 22	Change Jun 2022 to Jul 22	Headcount [No.] Jul 2022
<b>Letterkenny University</b>	<b>1,607</b>	<b>1,769</b>	<b>1,943</b>	<b>1,983</b>	<b>2,022</b>	<b>+161</b>	<b>+175</b>	<b>+79</b>	<b>+39</b>	<b>2,379</b>
Consultants	58	58	64	63	67	-1	+6	+3	+4	69
Registrars	63	64	64	69	69	+1	-0	+5	-1	86
SHO/ Interns	87	91	106	109	100	+5	+14	-6	-9	147
Medical/ Dental, other			0	0	0		+0	+0	+0	1
<b>Medical &amp; Dental</b>	<b>208</b>	<b>213</b>	<b>233</b>	<b>241</b>	<b>235</b>	<b>+5</b>	<b>+20</b>	<b>+2</b>	<b>-6</b>	<b>303</b>
Nurse/ Midwife Manager	100	109	121	120	121	+9	+12	+0	+1	134
Nurse/ Midwife Specialist & AN/MP	38	40	47	47	49	+1	+7	+2	+3	53
Staff Nurse/ Staff Midwife	448	502	538	550	581	+54	+36	+43	+31	712
Nursing/ Midwifery Student	7	1	1	14	14	-6	-1	+14	+0	29
Nursing/ Midwifery other	3	4	4	4	4	+1	-0	+0	+0	4
<b>Nursing &amp; Midwifery</b>	<b>597</b>	<b>656</b>	<b>710</b>	<b>735</b>	<b>770</b>	<b>+59</b>	<b>+54</b>	<b>+60</b>	<b>+35</b>	<b>932</b>
Therapy Professions	38	42	43	48	47	+4	+1	+3	-2	51
Health Science/ Diagnostics	91	95	99	109	109	+4	+4	+10	+1	118
Social Workers	1	1	2	3	3	+0	+1	+1	-0	3
Pharmacy	21	31	34	34	34	+10	+3	+0	-0	38
H&SC, Other	2	1	16	4	2	-1	+16	-15	-2	3
<b>Health &amp; Social Care Professionals</b>	<b>153</b>	<b>169</b>	<b>195</b>	<b>198</b>	<b>194</b>	<b>+17</b>	<b>+25</b>	<b>-0</b>	<b>-4</b>	<b>213</b>
Management (VIII & above)	6	6	7	7	6	+0	+1	-1	-1	7
Administrative/ Supervisory (V to VII)	25	35	40	50	50	+9	+5	+10	-0	52
Clerical (III & IV)	192	190	227	213	222	-2	+37	-5	+9	249
<b>Management &amp; Administrative</b>	<b>223</b>	<b>231</b>	<b>274</b>	<b>270</b>	<b>278</b>	<b>+8</b>	<b>+43</b>	<b>+4</b>	<b>+8</b>	<b>308</b>
Support	233	284	288	300	277	+51	+4	-11	-24	310
Maintenance/ Technical	14	13	15	16	16	-0	+2	+1	-0	16
<b>General Support</b>	<b>246</b>	<b>297</b>	<b>303</b>	<b>316</b>	<b>293</b>	<b>+51</b>	<b>+6</b>	<b>-10</b>	<b>-24</b>	<b>326</b>
Health Care Assistants	178	200	206	202	230	+22	+6	+23	+27	269
Care, other	2	2	22	21	22		+20	+0	+2	28
<b>Patient &amp; Client Care</b>	<b>180</b>	<b>202</b>	<b>228</b>	<b>223</b>	<b>252</b>	<b>+22</b>	<b>+26</b>	<b>+24</b>	<b>+29</b>	<b>297</b>

Staff Category /Staff Group	WTE Dec 2019	WTE Dec 2020	WTE Dec 2021	WTE Jun 2022	WTE Jul 2022	Change Dec 2019 to Dec 20	Change Dec 2020 to Dec 21	Change Dec 2021 to Jul 22	Change Jun 2022 to Jul 22	Headcount [No.] Jul 2022
<b>Lourdes Orthopaedic Kilcreene</b>	<b>70</b>	<b>70</b>	<b>72</b>	<b>69</b>	<b>70</b>	<b>-0</b>	<b>+2</b>	<b>-2</b>	<b>+1</b>	<b>81</b>
Consultants	2	2	2	2	2			-1		2
Registrars			1	1	1		+1			1

SHO/ Interns	5	5	4	4	4	-0	-1	-0		4
<b>Medical &amp; Dental</b>	<b>7</b>	<b>7</b>	<b>7</b>	<b>7</b>	<b>7</b>	<b>-0</b>	<b>+0</b>	<b>-1</b>		<b>7</b>
Nurse/ Midwife Manager	8	8	7	7	7	-0	-0	-1	-0	7
Staff Nurse/ Staff Midwife	29	29	32	30	31	+0	+3	-1	+1	39
<b>Nursing &amp; Midwifery</b>	<b>37</b>	<b>37</b>	<b>39</b>	<b>37</b>	<b>37</b>	<b>+0</b>	<b>+3</b>	<b>-2</b>	<b>+1</b>	<b>46</b>
Clerical (III & IV)	7	7	7	7	8	+1	+0	+0	+0	9
<b>Management &amp; Administrative</b>	<b>7</b>	<b>7</b>	<b>7</b>	<b>7</b>	<b>8</b>	<b>+1</b>	<b>+0</b>	<b>+0</b>	<b>+0</b>	<b>9</b>
Support	20	19	18	18	18	-1	-1	+0	-0	19
<b>General Support</b>	<b>20</b>	<b>19</b>	<b>18</b>	<b>18</b>	<b>18</b>	<b>-1</b>	<b>-1</b>	<b>+0</b>	<b>-0</b>	<b>19</b>

Staff Category /Staff Group	WTE Dec 2019	WTE Dec 2020	WTE Dec 2021	WTE Jun 2022	WTE Jul 2022	Change Dec 2019 to Dec 20	Change Dec 2020 to Dec 21	Change Dec 2021 to Jul 22	Change Jun 2022 to Jul 22	Headcount [No.] Jul 2022
<b>Louth County</b>	<b>277</b>	<b>289</b>	<b>293</b>	<b>291</b>	<b>294</b>	<b>+12</b>	<b>+4</b>	<b>+1</b>	<b>+3</b>	<b>335</b>
Consultants	2	2	2	2	2					2
Registrars	1	1	1	1	1					1
<b>Medical &amp; Dental</b>	<b>3</b>	<b>3</b>	<b>3</b>	<b>3</b>	<b>3</b>					<b>3</b>
Nurse/ Midwife Manager	19	22	25	26	27	+3	+3	+2	+0	28
Nurse/ Midwife Specialist & AN/MP	6	3	4	4	4	-3	+1	-0	+0	4
Staff Nurse/ Staff Midwife	61	66	66	68	69	+5	-0	+3	+1	82
Nursing/ Midwifery Student	1					-1				
<b>Nursing &amp; Midwifery</b>	<b>86</b>	<b>91</b>	<b>94</b>	<b>98</b>	<b>99</b>	<b>+4</b>	<b>+4</b>	<b>+5</b>	<b>+1</b>	<b>114</b>
Therapy Professions	18	19	16	19	19	+1	-3	+3	-0	21
Health Science/ Diagnostics	10	10	11	11	12	+0	+1	+0	+0	14
Pharmacy	4	3	3	4	4	-1	+0	+1		4
<b>Health &amp; Social Care Professionals</b>	<b>31</b>	<b>32</b>	<b>31</b>	<b>35</b>	<b>35</b>	<b>+1</b>	<b>-1</b>	<b>+4</b>	<b>+0</b>	<b>39</b>
Management (VIII & above)	2	2	2	1	1			-1		1
Administrative/ Supervisory (V to VII)	5	8	8	9	9	+3	-0	+1		9
Clerical (III & IV)	50	50	50	46	48	-0	-0	-2	+1	53
<b>Management &amp; Administrative</b>	<b>57</b>	<b>59</b>	<b>59</b>	<b>56</b>	<b>57</b>	<b>+3</b>	<b>-0</b>	<b>-2</b>	<b>+1</b>	<b>63</b>
Support	51	53	51	45	46	+2	-2	-4	+2	56
Maintenance/ Technical	5	7	5	5	5	+2	-2	-0		5
<b>General Support</b>	<b>56</b>	<b>60</b>	<b>56</b>	<b>49</b>	<b>51</b>	<b>+4</b>	<b>-4</b>	<b>-5</b>	<b>+2</b>	<b>61</b>
Health Care Assistants	43	42	48	48	46	-1	+5	-2	-2	52
Care, other	1	2	2	2	2	+1	+0	+0		3
<b>Patient &amp; Client Care</b>	<b>44</b>	<b>44</b>	<b>50</b>	<b>50</b>	<b>48</b>	<b>+0</b>	<b>+6</b>	<b>-2</b>	<b>-2</b>	<b>55</b>

Staff Category /Staff Group	WTE Dec 2019	WTE Dec 2020	WTE Dec 2021	WTE Jun 2022	WTE Jul 2022	Change Dec 2019 to Dec 20	Change Dec 2020 to Dec 21	Change Dec 2021 to Jul 22	Change Jun 2022 to Jul 22	Headcount [No.] Jul 2022
<b>Mallow General</b>	<b>252</b>	<b>246</b>	<b>263</b>	<b>259</b>	<b>264</b>	<b>-6</b>	<b>+17</b>	<b>+1</b>	<b>+5</b>	<b>311</b>
Consultants	11	10	9	9	9	-1	-1	+0	+0	10
Registrars	6	6	4	5	6		-2	+2	+1	6
SHO/ Interns	10	11	14	13	13	+1	+3	-1	-0	17
<b>Medical &amp; Dental</b>	<b>27</b>	<b>27</b>	<b>27</b>	<b>27</b>	<b>28</b>	<b>-0</b>	<b>-0</b>	<b>+1</b>	<b>+1</b>	<b>33</b>
Nurse/ Midwife Manager	22	22	24	26	25	+0	+3	+1	-0	28
Nurse/ Midwife Specialist & AN/MP	1	2	5	5	5	+2	+3	+0	+0	6
Staff Nurse/ Staff Midwife	85	73	80	75	77	-12	+7	-2	+2	100
<b>Nursing &amp; Midwifery</b>	<b>107</b>	<b>97</b>	<b>109</b>	<b>106</b>	<b>108</b>	<b>-10</b>	<b>+12</b>	<b>-1</b>	<b>+2</b>	<b>134</b>
Therapy Professions	5	4	4	5	5	-1	-1	+2		6
Health Science/ Diagnostics	14	16	16	16	16	+2	-0	+0	+0	17
Pharmacy	3	3	3	3	3	-0	+0	+1	+1	4
<b>Health &amp; Social Care Professionals</b>	<b>22</b>	<b>23</b>	<b>22</b>	<b>24</b>	<b>25</b>	<b>+1</b>	<b>-1</b>	<b>+3</b>	<b>+1</b>	<b>27</b>
Management (VIII & above)			1	1	1		+1			1
Administrative/ Supervisory (V to VII)	5	8	7	7	7	+3	-1	+0	+0	9
Clerical (III & IV)	34	31	34	33	33	-3	+3	-0	+0	37
<b>Management &amp; Administrative</b>	<b>39</b>	<b>39</b>	<b>42</b>	<b>41</b>	<b>41</b>	<b>-0</b>	<b>+3</b>	<b>-0</b>	<b>+1</b>	<b>47</b>
Support	12	17	21	20	20	+5	+4	-1	-0	21
<b>General Support</b>	<b>12</b>	<b>17</b>	<b>21</b>	<b>20</b>	<b>20</b>	<b>+5</b>	<b>+4</b>	<b>-1</b>	<b>-0</b>	<b>21</b>
Health Care Assistants	44	43	42	41	41	-1	-1	-1	-0	47
Care, other	0	0	0	0	1			+1	+1	2
<b>Patient &amp; Client Care</b>	<b>44</b>	<b>44</b>	<b>42</b>	<b>42</b>	<b>42</b>	<b>-1</b>	<b>-1</b>	<b>+0</b>	<b>+1</b>	<b>49</b>

Staff Category /Staff Group	WTE Dec 2019	WTE Dec 2020	WTE Dec 2021	WTE Jun 2022	WTE Jul 2022	Change Dec 2019 to Dec 20	Change Dec 2020 to Dec 21	Change Dec 2021 to Jul 22	Change Jun 2022 to Jul 22	Headcount [No.] Jul 2022
<b>Mater Misericordiae University</b>	<b>3,159</b>	<b>3,429</b>	<b>3,638</b>	<b>3,728</b>	<b>3,749</b>	<b>+270</b>	<b>+209</b>	<b>+111</b>	<b>+21</b>	<b>4,126</b>
Consultants	172	190	198	204	204	+19	+7	+6	-1	258
Registrars	166	190	201	212	209	+24	+11	+8	-3	211
SHO/ Interns	158	193	178	180	179	+35	-15	+1	-1	179
Medical/ Dental, other	5	6	5	5	5	+1	-1	+0		8
<b>Medical &amp; Dental</b>	<b>501</b>	<b>579</b>	<b>582</b>	<b>602</b>	<b>596</b>	<b>+78</b>	<b>+3</b>	<b>+15</b>	<b>-5</b>	<b>656</b>
Nurse/ Midwife Manager	207	221	236	261	260	+14	+15	+24	-0	279
Nurse/ Midwife Specialist & AN/MP	87	98	119	123	128	+10	+21	+10	+5	138
Staff Nurse/ Staff Midwife	907	939	991	988	984	+31	+52	-7	-4	1,053
Nursing/ Midwifery Student	12	20	25	66	77	+8	+5	+52	+12	114
Nursing/ Midwifery other	44	48	51	33	32	+4	+2	-18	-1	39
<b>Nursing &amp; Midwifery</b>	<b>1,258</b>	<b>1,326</b>	<b>1,422</b>	<b>1,470</b>	<b>1,482</b>	<b>+68</b>	<b>+96</b>	<b>+60</b>	<b>+11</b>	<b>1,623</b>
Therapy Professions	113	123	146	146	142	+10	+23	-4	-4	151
Health Science/ Diagnostics	224	241	259	248	247	+16	+18	-12	-1	263
Social Workers	27	25	28	28	29	-2	+4	+1	+2	30
Psychologists	7	8	9	10	9	+1	+1	+1	-1	11
Pharmacy	50	52	54	55	57	+2	+2	+3	+1	58
H&SC, Other	22	23	19	15	17	+1	-4	-2	+2	20
<b>Health &amp; Social Care Professionals</b>	<b>443</b>	<b>471</b>	<b>515</b>	<b>502</b>	<b>501</b>	<b>+29</b>	<b>+44</b>	<b>-14</b>	<b>-1</b>	<b>533</b>
Management (VIII & above)	32	36	47	51	52	+4	+11	+5	+1	53
Administrative/ Supervisory (V to VII)	158	162	171	174	183	+4	+9	+12	+9	194
Clerical (III & IV)	260	299	316	323	331	+39	+17	+15	+8	375
<b>Management &amp; Administrative</b>	<b>450</b>	<b>496</b>	<b>534</b>	<b>548</b>	<b>565</b>	<b>+46</b>	<b>+38</b>	<b>+31</b>	<b>+17</b>	<b>622</b>
Support	251	267	269	272	281	+16	+3	+11	+9	315
Maintenance/ Technical	24	26	25	26	26	+2	-1	+1		26
<b>General Support</b>	<b>275</b>	<b>293</b>	<b>294</b>	<b>298</b>	<b>307</b>	<b>+18</b>	<b>+2</b>	<b>+12</b>	<b>+9</b>	<b>341</b>
Health Care Assistants	225	258	283	295	284	+32	+26	+1	-10	336
Care, other	7	7	8	13	14	-0	+1	+6	+0	15
<b>Patient &amp; Client Care</b>	<b>232</b>	<b>264</b>	<b>291</b>	<b>308</b>	<b>298</b>	<b>+32</b>	<b>+27</b>	<b>+7</b>	<b>-10</b>	<b>351</b>

Staff Category /Staff Group	WTE Dec 2019	WTE Dec 2020	WTE Dec 2021	WTE Jun 2022	WTE Jul 2022	Change Dec 2019 to Dec 20	Change Dec 2020 to Dec 21	Change Dec 2021 to Jul 22	Change Jun 2022 to Jul 22	Headcount [No.] Jul 2022
<b>Mayo University</b>	<b>1,150</b>	<b>1,204</b>	<b>1,317</b>	<b>1,388</b>	<b>1,389</b>	<b>+54</b>	<b>+113</b>	<b>+72</b>	<b>+0</b>	<b>1,577</b>
Consultants	49	49	55	54	55	+0	+6	-0	+0	57
Registrars	56	55	65	65	64	-0	+9	-0	-1	67
SHO/ Interns	74	95	99	91	83	+20	+4	-16	-8	95
Medical/ Dental, other	0	1	1	1	1	+1		-0		1
<b>Medical &amp; Dental</b>	<b>179</b>	<b>201</b>	<b>220</b>	<b>211</b>	<b>202</b>	<b>+22</b>	<b>+19</b>	<b>-17</b>	<b>-9</b>	<b>220</b>
Nurse/ Midwife Manager	74	88	87	94	93	+14	-1	+6	-1	100
Nurse/ Midwife Specialist & AN/MP	22	22	26	30	28	+0	+4	+2	-1	31
Staff Nurse/ Staff Midwife	391	389	398	418	430	-2	+9	+32	+11	513
Nursing/ Midwifery Student	0	3	3	26	22	+3	-0	+20	-4	36
Nursing/ Midwifery other	2	4	4	4	5	+2	-0	+1	+1	5
<b>Nursing &amp; Midwifery</b>	<b>489</b>	<b>505</b>	<b>517</b>	<b>572</b>	<b>578</b>	<b>+17</b>	<b>+12</b>	<b>+61</b>	<b>+6</b>	<b>685</b>
Therapy Professions	37	36	41	41	42	-1	+5	+2	+2	45
Health Science/ Diagnostics	75	81	93	94	97	+6	+12	+4	+4	108
Social Workers	3	5	6	5	6	+2	+1	+0	+1	7
Pharmacy	18	21	23	26	26	+3	+2	+2	-0	30
H&SC, Other	2	1	1	3	1	-1		+0	-2	3
<b>Health &amp; Social Care Professionals</b>	<b>136</b>	<b>144</b>	<b>164</b>	<b>169</b>	<b>173</b>	<b>+8</b>	<b>+20</b>	<b>+9</b>	<b>+4</b>	<b>193</b>
Management (VIII & above)	2	4	3	6	6	+2	-1	+3	-0	6
Administrative/ Supervisory (V to VII)	21	25	34	36	36	+4	+10	+2	-0	38
Clerical (III & IV)	131	138	155	165	169	+7	+16	+14	+4	190
<b>Management &amp; Administrative</b>	<b>154</b>	<b>167</b>	<b>192</b>	<b>207</b>	<b>211</b>	<b>+14</b>	<b>+25</b>	<b>+19</b>	<b>+4</b>	<b>234</b>
Support	38	39	45	42	40	+1	+6	-4	-1	43
Maintenance/ Technical	19	15	18	18	18	-4	+3	+0	+0	19
<b>General Support</b>	<b>57</b>	<b>54</b>	<b>63</b>	<b>60</b>	<b>58</b>	<b>-3</b>	<b>+9</b>	<b>-4</b>	<b>-1</b>	<b>62</b>
Health Care Assistants	134	131	160	162	158	-3	+29	-2	-4	175
Care, other	1	1	1	8	8			+7		8

Patient & Client Care	135	132	161	170	166	-3	+29	+5	-4	183
-----------------------	-----	-----	-----	-----	-----	----	-----	----	----	-----

Staff Category /Staff Group	WTE Dec 2019	WTE Dec 2020	WTE Dec 2021	WTE Jun 2022	WTE Jul 2022	Change Dec 2019 to Dec 20	Change Dec 2020 to Dec 21	Change Dec 2021 to Jul 22	Change Jun 2022 to Jul 22	Headcount [No.] Jul 2022
<b>Mercy University</b>	<b>1,173</b>	<b>1,243</b>	<b>1,311</b>	<b>1,346</b>	<b>1,358</b>	<b>+70</b>	<b>+68</b>	<b>+47</b>	<b>+12</b>	<b>1,540</b>
Consultants	45	50	49	52	51	+5	-1	+2	-1	54
Registrars	53	45	50	51	54	-8	+5	+4	+3	56
SHO/ Interns	71	83	81	73	76	+11	-2	-5	+3	76
<b>Medical &amp; Dental</b>	<b>170</b>	<b>178</b>	<b>180</b>	<b>176</b>	<b>181</b>	<b>+8</b>	<b>+2</b>	<b>+2</b>	<b>+6</b>	<b>186</b>
Nurse/ Midwife Manager	129	131	132	139	141	+2	+2	+9	+2	164
Nurse/ Midwife Specialist & AN/MP	10	15	20	20	20	+5	+6	+0	+0	22
Staff Nurse/ Staff Midwife	282	289	320	340	344	+7	+31	+23	+4	388
Nursing/ Midwifery Student	2	6	13	14	11	+4	+7	-2	-3	22
Nursing/ Midwifery other	3	3	3	3	3	+0		+0	+0	4
<b>Nursing &amp; Midwifery</b>	<b>425</b>	<b>443</b>	<b>489</b>	<b>517</b>	<b>520</b>	<b>+18</b>	<b>+46</b>	<b>+31</b>	<b>+3</b>	<b>600</b>
Therapy Professions	33	32	41	45	43	-1	+8	+2	-2	49
Health Science/ Diagnostics	87	100	104	103	106	+13	+5	+2	+3	126
Social Workers	8	8	7	7	7	-0	-1	-1	-1	8
Psychologists	1	1	1	1	2			+1	+1	2
Pharmacy	22	22	23	23	24	-0	+1	+1	+1	27
H&SC, Other	4	3	4	3		-1	+1	-4	-3	
<b>Health &amp; Social Care Professionals</b>	<b>155</b>	<b>166</b>	<b>180</b>	<b>182</b>	<b>182</b>	<b>+11</b>	<b>+14</b>	<b>+1</b>	<b>-1</b>	<b>212</b>
Management (VIII & above)	8	8	10	13	13		+2	+3		13
Administrative/ Supervisory (V to VII)	40	48	47	55	55	+8	-1	+8	+0	60
Clerical (III & IV)	167	177	179	180	176	+10	+2	-3	-4	206
<b>Management &amp; Administrative</b>	<b>215</b>	<b>233</b>	<b>236</b>	<b>248</b>	<b>244</b>	<b>+18</b>	<b>+3</b>	<b>+8</b>	<b>-4</b>	<b>279</b>
Support	61	71	69	66	73	+10	-2	+4	+7	87
Maintenance/ Technical	6	10	9	8	8	+4	-1	-1		8
<b>General Support</b>	<b>67</b>	<b>81</b>	<b>78</b>	<b>74</b>	<b>81</b>	<b>+14</b>	<b>-3</b>	<b>+3</b>	<b>+7</b>	<b>95</b>
Health Care Assistants	138	138	144	146	147	-0	+6	+3	+1	164
Care, other	3	3	3	3	3	+1				4
<b>Patient &amp; Client Care</b>	<b>141</b>	<b>141</b>	<b>147</b>	<b>150</b>	<b>150</b>	<b>+0</b>	<b>+6</b>	<b>+3</b>	<b>+1</b>	<b>168</b>

Staff Category /Staff Group	WTE Dec 2019	WTE Dec 2020	WTE Dec 2021	WTE Jun 2022	WTE Jul 2022	Change Dec 2019 to Dec 20	Change Dec 2020 to Dec 21	Change Dec 2021 to Jul 22	Change Jun 2022 to Jul 22	Headcount [No.] Jul 2022
<b>Monaghan</b>	<b>101</b>	<b>102</b>	<b>144</b>	<b>147</b>	<b>149</b>	<b>+1</b>	<b>+42</b>	<b>+5</b>	<b>+1</b>	<b>171</b>
Consultants		1				+1	-1			
<b>Medical &amp; Dental</b>		<b>1</b>				<b>+1</b>	<b>-1</b>			
Nurse/ Midwife Manager	5	5	11	13	14	+1	+6	+2	+1	14
Nurse/ Midwife Specialist & AN/MP	2	1	1	2	2	-1	+1	+0	-0	2
Staff Nurse/ Staff Midwife	25	24	40	41	44	-1	+16	+4	+3	51
<b>Nursing &amp; Midwifery</b>	<b>31</b>	<b>30</b>	<b>52</b>	<b>56</b>	<b>59</b>	<b>-1</b>	<b>+23</b>	<b>+6</b>	<b>+3</b>	<b>67</b>
Therapy Professions	11	12	13	16	16	+0	+2	+3	-0	19
Health Science/ Diagnostics	8	9	12	11	11	+1	+4	-1	-0	14
Pharmacy	1	1	2	2	1		+1	-0	-0	2
<b>Health &amp; Social Care Professionals</b>	<b>20</b>	<b>21</b>	<b>28</b>	<b>29</b>	<b>29</b>	<b>+2</b>	<b>+6</b>	<b>+1</b>	<b>-0</b>	<b>35</b>
Administrative/ Supervisory (V to VII)	1	1					-1			
Clerical (III & IV)	16	16	17	17	17	-0	+2	+0	+0	19
<b>Management &amp; Administrative</b>	<b>17</b>	<b>16</b>	<b>17</b>	<b>17</b>	<b>17</b>	<b>-0</b>	<b>+1</b>	<b>+0</b>	<b>+0</b>	<b>19</b>
Support	7	7	3	2	2		-4	-0		3
Maintenance/ Technical	2	2	2	2	2					2
<b>General Support</b>	<b>9</b>	<b>9</b>	<b>5</b>	<b>4</b>	<b>4</b>		<b>-4</b>	<b>-0</b>		<b>5</b>
Health Care Assistants	24	24	41	40	38	-0	+17	-3	-2	44
Care, other	1	1	1	1	1					1
<b>Patient &amp; Client Care</b>	<b>25</b>	<b>25</b>	<b>42</b>	<b>41</b>	<b>39</b>	<b>-0</b>	<b>+17</b>	<b>-3</b>	<b>-2</b>	<b>45</b>

Staff Category /Staff Group	WTE Dec 2019	WTE Dec 2020	WTE Dec 2021	WTE Jun 2022	WTE Jul 2022	Change Dec 2019 to Dec 20	Change Dec 2020 to Dec 21	Change Dec 2021 to Jul 22	Change Jun 2022 to Jul 22	Headcount [No.] Jul 2022
<b>MRH Mullingar</b>	<b>914</b>	<b>1,004</b>	<b>1,060</b>	<b>1,070</b>	<b>1,078</b>	<b>+90</b>	<b>+56</b>	<b>+18</b>	<b>+8</b>	<b>1,186</b>

Consultants	34	43	46	44	43	+9	+3	-3	-1	44
Registrars	56	55	58	60	59	-1	+3	+2	-1	60
SHO/ Interns	55	61	65	64	64	+5	+5	-1		65
Medical/ Dental, other	2	2	2	2	2	+0			+0	2
<b>Medical &amp; Dental</b>	<b>146</b>	<b>160</b>	<b>171</b>	<b>170</b>	<b>168</b>	<b>+13</b>	<b>+11</b>	<b>-3</b>	<b>-2</b>	<b>171</b>
Nurse/ Midwife Manager	71	77	86	83	87	+6	+9	+1	+3	95
Nurse/ Midwife Specialist & AN/MP	13	16	19	19	20	+3	+3	+1	+1	22
Staff Nurse/ Staff Midwife	240	265	275	276	278	+24	+10	+3	+1	316
Nursing/ Midwifery Student	1	1	3	6	6	-0	+2	+3	+0	12
Nursing/ Midwifery other	2	3	3	3	3	+1		+0	+0	3
<b>Nursing &amp; Midwifery</b>	<b>328</b>	<b>362</b>	<b>386</b>	<b>387</b>	<b>393</b>	<b>+34</b>	<b>+24</b>	<b>+8</b>	<b>+6</b>	<b>448</b>
Therapy Professions	25	36	33	33	35	+11	-3	+1	+2	41
Health Science/ Diagnostics	70	83	86	83	85	+13	+2	-1	+1	90
Psychologists			1	1	1		+1	+0		1
Pharmacy	16	15	20	17	16	-1	+5	-4	-2	21
H&SC, Other	0			2	1	-0		+1	-1	2
<b>Health &amp; Social Care Professionals</b>	<b>112</b>	<b>134</b>	<b>140</b>	<b>137</b>	<b>137</b>	<b>+22</b>	<b>+6</b>	<b>-3</b>	<b>+0</b>	<b>155</b>
Management (VIII & above)	5	3	5	5	5	-2	+2			5
Administrative/ Supervisory (V to VII)	22	28	30	32	32	+6	+2	+3	+1	35
Clerical (III & IV)	101	95	105	107	105	-5	+10	-0	-2	113
<b>Management &amp; Administrative</b>	<b>128</b>	<b>126</b>	<b>140</b>	<b>144</b>	<b>142</b>	<b>-2</b>	<b>+14</b>	<b>+2</b>	<b>-1</b>	<b>153</b>
Support	26	27	31	31	33	+2	+3	+2	+1	34
Maintenance/ Technical	13	13	14	13	15	-0	+1	+1	+2	15
<b>General Support</b>	<b>39</b>	<b>40</b>	<b>44</b>	<b>44</b>	<b>47</b>	<b>+1</b>	<b>+5</b>	<b>+3</b>	<b>+3</b>	<b>49</b>
Health Care Assistants	159	181	178	187	189	+22	-3	+10	+1	209
Care, other	1	1	1	1	1					1
<b>Patient &amp; Client Care</b>	<b>160</b>	<b>182</b>	<b>179</b>	<b>188</b>	<b>190</b>	<b>+22</b>	<b>-3</b>	<b>+10</b>	<b>+1</b>	<b>210</b>

Staff Category /Staff Group	WTE Dec 2019	WTE Dec 2020	WTE Dec 2021	WTE Jun 2022	WTE Jul 2022	Change Dec 2019 to Dec 20	Change Dec 2020 to Dec 21	Change Dec 2021 to Jul 22	Change Jun 2022 to Jul 22	Headcount [No.] Jul 2022
<b>MRH Portlaoise</b>	<b>750</b>	<b>780</b>	<b>802</b>	<b>814</b>	<b>824</b>	<b>+30</b>	<b>+22</b>	<b>+22</b>	<b>+10</b>	<b>915</b>
Consultants	23	24	24	23	23	+1	-0	-0	-0	24
Registrars	35	37	37	37	38	+2	+0	+1	+1	39
SHO/ Interns	38	41	38	39	35	+3	-2	-4	-4	36
<b>Medical &amp; Dental</b>	<b>96</b>	<b>101</b>	<b>99</b>	<b>99</b>	<b>96</b>	<b>+6</b>	<b>-3</b>	<b>-3</b>	<b>-3</b>	<b>99</b>
Nurse/ Midwife Manager	61	62	69	74	76	+1	+6	+8	+2	86
Nurse/ Midwife Specialist & AN/MP	16	19	22	24	26	+3	+3	+3	+2	29
Staff Nurse/ Staff Midwife	202	220	234	233	244	+18	+13	+10	+11	274
Nursing/ Midwifery Student	9		3	15	15	-9	+3	+13	+0	23
Nursing/ Midwifery other	2	2	2	2	3	-0	-0	+0	+0	3
<b>Nursing &amp; Midwifery</b>	<b>291</b>	<b>304</b>	<b>329</b>	<b>349</b>	<b>364</b>	<b>+13</b>	<b>+25</b>	<b>+34</b>	<b>+15</b>	<b>415</b>
Therapy Professions	14	19	17	16	15	+4	-2	-2	-1	17
Health Science/ Diagnostics	38	43	44	43	43	+5	+2	-2	-0	47
Social Workers			1	1	1		+1			1
Pharmacy	13	13	11	11	10	+1	-3	-0	-0	13
<b>Health &amp; Social Care Professionals</b>	<b>65</b>	<b>75</b>	<b>73</b>	<b>71</b>	<b>69</b>	<b>+10</b>	<b>-2</b>	<b>-4</b>	<b>-1</b>	<b>78</b>
Management (VIII & above)	3	4	5	5	5	+1	+1			5
Administrative/ Supervisory (V to VII)	13	16	16	19	19	+3	-0	+3	-0	21
Clerical (III & IV)	81	73	76	70	70	-8	+3	-5	-0	77
<b>Management &amp; Administrative</b>	<b>97</b>	<b>93</b>	<b>96</b>	<b>94</b>	<b>94</b>	<b>-4</b>	<b>+3</b>	<b>-2</b>	<b>-0</b>	<b>103</b>
Support	17	20	19	20	20	+3	-0	+1	+0	23
Maintenance/ Technical	8	9	7	7	8	+1	-2	+1	+1	9
<b>General Support</b>	<b>25</b>	<b>29</b>	<b>26</b>	<b>27</b>	<b>28</b>	<b>+4</b>	<b>-2</b>	<b>+1</b>	<b>+1</b>	<b>32</b>
Health Care Assistants	175	177	177	173	172	+2	+0	-5	-1	187
Care, other	1	1	1	1	1					1
<b>Patient &amp; Client Care</b>	<b>176</b>	<b>178</b>	<b>178</b>	<b>174</b>	<b>173</b>	<b>+2</b>	<b>+0</b>	<b>-5</b>	<b>-1</b>	<b>188</b>

Staff Category /Staff Group	WTE Dec 2019	WTE Dec 2020	WTE Dec 2021	WTE Jun 2022	WTE Jul 2022	Change Dec 2019 to Dec 20	Change Dec 2020 to Dec 21	Change Dec 2021 to Jul 22	Change Jun 2022 to Jul 22	Headcount [No.] Jul 2022
<b>MRH Tullamore</b>	<b>1,101</b>	<b>1,146</b>	<b>1,148</b>	<b>1,185</b>	<b>1,192</b>	<b>+45</b>	<b>+2</b>	<b>+43</b>	<b>+7</b>	<b>1,315</b>
Consultants	47	46	51	54	57	-1	+5	+6	+3	62
Registrars	41	48	51	53	53	+7	+3	+2	-0	54
SHO/ Interns	46	47	51	50	50	+2	+4	-1	-1	50

Medical/ Dental, other	2	2	2	2	2	-0	+0	-0	+0	2
<b>Medical &amp; Dental</b>	<b>136</b>	<b>143</b>	<b>155</b>	<b>159</b>	<b>162</b>	<b>+7</b>	<b>+11</b>	<b>+7</b>	<b>+3</b>	<b>168</b>
Nurse/ Midwife Manager	86	87	83	89	91	+1	-4	+8	+2	103
Nurse/ Midwife Specialist & AN/MP	23	25	28	27	27	+3	+3	-1	+0	31
Staff Nurse/ Staff Midwife	294	306	307	311	315	+13	+1	+7	+4	364
Nursing/ Midwifery Student	6	2	3	8	8	-4	+1	+5	+0	15
Nursing/ Midwifery other	1	2	2	2	2	+1		+0	+0	2
<b>Nursing &amp; Midwifery</b>	<b>410</b>	<b>423</b>	<b>423</b>	<b>437</b>	<b>443</b>	<b>+13</b>	<b>+1</b>	<b>+19</b>	<b>+6</b>	<b>515</b>
Therapy Professions	32	38	35	39	39	+6	-3	+4	-0	43
Health Science/ Diagnostics	83	91	94	92	88	+7	+4	-6	-4	96
Social Workers			1	2	2		+1	+1	+0	2
Pharmacy	24	32	37	37	35	+8	+5	-1	-2	40
H&SC, Other	1		0	3	2	-1	+0	+2	-1	3
<b>Health &amp; Social Care Professionals</b>	<b>141</b>	<b>161</b>	<b>167</b>	<b>173</b>	<b>167</b>	<b>+20</b>	<b>+7</b>	<b>-1</b>	<b>-6</b>	<b>184</b>
Management (VIII & above)	5	5	3	4	4	-0	-2	+1	-0	4
Administrative/ Supervisory (V to VII)	24	29	25	31	33	+5	-4	+8	+1	34
Clerical (III & IV)	99	95	90	81	79	-4	-5	-11	-2	87
<b>Management &amp; Administrative</b>	<b>128</b>	<b>129</b>	<b>118</b>	<b>116</b>	<b>115</b>	<b>+1</b>	<b>-11</b>	<b>-3</b>	<b>-1</b>	<b>125</b>
Support	28	29	27	31	32	+1	-2	+5	+1	32
Maintenance/ Technical	27	27	28	26	27	-0	+0	-0	+2	28
<b>General Support</b>	<b>55</b>	<b>56</b>	<b>54</b>	<b>56</b>	<b>59</b>	<b>+1</b>	<b>-1</b>	<b>+4</b>	<b>+3</b>	<b>60</b>
Health Care Assistants	230	233	229	242	245	+3	-4	+16	+3	261
Care, other	1	1	1	1	1					2
<b>Patient &amp; Client Care</b>	<b>232</b>	<b>234</b>	<b>230</b>	<b>243</b>	<b>246</b>	<b>+3</b>	<b>-4</b>	<b>+16</b>	<b>+3</b>	<b>263</b>

Staff Category /Staff Group	WTE Dec 2019	WTE Dec 2020	WTE Dec 2021	WTE Jun 2022	WTE Jul 2022	Change Dec 2019 to Dec 20	Change Dec 2020 to Dec 21	Change Dec 2021 to Jul 22	Change Jun 2022 to Jul 22	Headcount [No.] Jul 2022
<b>Naas General</b>	<b>759</b>	<b>777</b>	<b>796</b>	<b>869</b>	<b>877</b>	<b>+18</b>	<b>+19</b>	<b>+81</b>	<b>+8</b>	<b>1,008</b>
Consultants	26	25	23	24	24	-1	-2	+1	-0	25
Registrars	26	28	32	37	37	+2	+4	+5	+1	51
SHO/ Interns	39	37	42	39	38	-2	+5	-4	-1	66
<b>Medical &amp; Dental</b>	<b>90</b>	<b>90</b>	<b>97</b>	<b>100</b>	<b>100</b>	<b>-1</b>	<b>+8</b>	<b>+3</b>	<b>+0</b>	<b>142</b>
Nurse/ Midwife Manager	65	69	67	76	79	+4	-2	+12	+3	87
Nurse/ Midwife Specialist & AN/MP	19	16	16	18	20	-3	-0	+4	+2	25
Staff Nurse/ Staff Midwife	201	208	209	227	226	+6	+2	+17	-1	253
Nursing/ Midwifery other	1	1	3	3	3	+0	+2	-0	+0	3
<b>Nursing &amp; Midwifery</b>	<b>286</b>	<b>294</b>	<b>295</b>	<b>324</b>	<b>328</b>	<b>+8</b>	<b>+1</b>	<b>+33</b>	<b>+4</b>	<b>368</b>
Therapy Professions	38	40	39	44	46	+2	-1	+7	+2	52
Health Science/ Diagnostics	65	68	70	64	66	+3	+2	-4	+2	74
Social Workers	2	3	3	3	3	+1	+0		+0	3
Pharmacy	12	15	15	15	15	+3	-0	+0	-0	18
<b>Health &amp; Social Care Professionals</b>	<b>117</b>	<b>126</b>	<b>126</b>	<b>126</b>	<b>129</b>	<b>+9</b>	<b>+0</b>	<b>+3</b>	<b>+4</b>	<b>147</b>
Management (VIII & above)	5	6	5	5	5	+1	-1	+0	+0	5
Administrative/ Supervisory (V to VII)	12	18	23	29	32	+6	+6	+8	+3	36
Clerical (III & IV)	71	58	65	69	67	-13	+7	+2	-2	74
<b>Management &amp; Administrative</b>	<b>88</b>	<b>82</b>	<b>93</b>	<b>103</b>	<b>103</b>	<b>-6</b>	<b>+11</b>	<b>+10</b>	<b>+0</b>	<b>115</b>
Support	28	28	31	33	33	+1	+2	+2	+0	38
Maintenance/ Technical	2	6	6	7	7	+4	+0	+1	+0	7
<b>General Support</b>	<b>30</b>	<b>34</b>	<b>37</b>	<b>40</b>	<b>40</b>	<b>+4</b>	<b>+2</b>	<b>+3</b>	<b>+0</b>	<b>45</b>
Health Care Assistants	146	150	148	178	177	+4	-3	+29	-1	191
Care, other	1	1				-0	-1			
<b>Patient &amp; Client Care</b>	<b>147</b>	<b>151</b>	<b>148</b>	<b>178</b>	<b>177</b>	<b>+4</b>	<b>-3</b>	<b>+29</b>	<b>-1</b>	<b>191</b>

Staff Category /Staff Group	WTE Dec 2019	WTE Dec 2020	WTE Dec 2021	WTE Jun 2022	WTE Jul 2022	Change Dec 2019 to Dec 20	Change Dec 2020 to Dec 21	Change Dec 2021 to Jul 22	Change Jun 2022 to Jul 22	Headcount [No.] Jul 2022
<b>National Maternity</b>	<b>880</b>	<b>916</b>	<b>930</b>	<b>939</b>	<b>949</b>	<b>+36</b>	<b>+14</b>	<b>+19</b>	<b>+10</b>	<b>1,068</b>
Consultants	34	37	36	42	43	+3	-1	+7	+1	51
Registrars	36	38	42	45	46	+2	+4	+4	+1	48
SHO/ Interns	21	22	22	19	24	+1		+2	+5	24
Medical/ Dental, other	1	1	1	1	1		+0	+0		3
<b>Medical &amp; Dental</b>	<b>92</b>	<b>98</b>	<b>101</b>	<b>107</b>	<b>114</b>	<b>+6</b>	<b>+3</b>	<b>+13</b>	<b>+7</b>	<b>126</b>
Nurse/ Midwife Manager	120	135	137	139	140	+15	+2	+2	+1	159
Nurse/ Midwife Specialist & AN/MP	15	15	17	16	15	+1	+1	-2	-1	21



Staff Nurse/ Staff Midwife	246	239	225	218	216	-6	-14	-9	-2	233
Nursing/ Midwifery Student	22	18	26	33	34	-4	+8	+8	+1	43
Nursing/ Midwifery other	4	4	4	4	4			-1		4
<b>Nursing &amp; Midwifery</b>	<b>406</b>	<b>412</b>	<b>408</b>	<b>408</b>	<b>407</b>	<b>+6</b>	<b>-4</b>	<b>-1</b>	<b>-1</b>	<b>460</b>
Therapy Professions	11	16	16	14	13	+5	-0	-2	-1	16
Health Science/ Diagnostics	41	47	47	44	44	+6	-0	-3	+0	46
Social Workers	7	9	11	10	10	+2	+2	-1		10
Psychologists	2	2	2	2	2	+0	+0			4
Pharmacy	7	8	7	7	7	+1	-0	-0		8
H&SC, Other				2	2			+2		2
<b>Health &amp; Social Care Professionals</b>	<b>69</b>	<b>83</b>	<b>83</b>	<b>79</b>	<b>79</b>	<b>+13</b>	<b>+1</b>	<b>-4</b>	<b>-1</b>	<b>86</b>
Management (VIII & above)	6	6	6	6	6	+1	-1			6
Administrative/ Supervisory (V to VII)	51	57	59	57	57	+5	+2	-2	+0	66
Clerical (III & IV)	80	71	77	79	80	-10	+6	+3	+1	98
<b>Management &amp; Administrative</b>	<b>137</b>	<b>133</b>	<b>141</b>	<b>141</b>	<b>143</b>	<b>-4</b>	<b>+8</b>	<b>+2</b>	<b>+2</b>	<b>170</b>
Support	130	133	140	141	143	+4	+7	+3	+2	158
Maintenance/ Technical	11	15	10	8	8	+4	-5	-2		8
<b>General Support</b>	<b>141</b>	<b>148</b>	<b>150</b>	<b>149</b>	<b>151</b>	<b>+8</b>	<b>+2</b>	<b>+1</b>	<b>+2</b>	<b>166</b>
Health Care Assistants	35	42	47	53	55	+8	+4	+9	+2	60
<b>Patient &amp; Client Care</b>	<b>35</b>	<b>42</b>	<b>47</b>	<b>53</b>	<b>55</b>	<b>+8</b>	<b>+4</b>	<b>+9</b>	<b>+2</b>	<b>60</b>

Staff Category /Staff Group	WTE Dec 2019	WTE Dec 2020	WTE Dec 2021	WTE Jun 2022	WTE Jul 2022	Change Dec 2019 to Dec 20	Change Dec 2020 to Dec 21	Change Dec 2021 to Jul 22	Change Jun 2022 to Jul 22	Headcount [No.] Jul 2022
<b>Nenagh</b>	<b>250</b>	<b>259</b>	<b>266</b>	<b>287</b>	<b>291</b>	<b>+9</b>	<b>+7</b>	<b>+25</b>	<b>+4</b>	<b>328</b>
Consultants	4	5	4	6	6	+1	-1	+2	+0	7
Registrars	4	4	3	4	4			-1	+1	4
SHO/ Interns	8	10	8	9	11	+2	-2	+3	+2	11
<b>Medical &amp; Dental</b>	<b>16</b>	<b>19</b>	<b>15</b>	<b>19</b>	<b>21</b>	<b>+3</b>	<b>-4</b>	<b>+6</b>	<b>+2</b>	<b>22</b>
Nurse/ Midwife Manager	28	31	29	30	32	+3	-2	+3	+3	35
Nurse/ Midwife Specialist & AN/MP	4	4	5	10	9		+2	+4	-1	10
Staff Nurse/ Staff Midwife	81	82	91	90	89	+1	+9	-2	-2	108
<b>Nursing &amp; Midwifery</b>	<b>113</b>	<b>116</b>	<b>125</b>	<b>131</b>	<b>130</b>	<b>+3</b>	<b>+9</b>	<b>+5</b>	<b>-0</b>	<b>153</b>
Therapy Professions	8	9	7	10	10	+1	-2	+3	-0	14
Health Science/ Diagnostics	6	7	8	7	7	+1	+0	-0	+0	8
Pharmacy	2	2	2	2	2	+0	+0	+0	+0	3
<b>Health &amp; Social Care Professionals</b>	<b>16</b>	<b>18</b>	<b>16</b>	<b>19</b>	<b>19</b>	<b>+2</b>	<b>-2</b>	<b>+3</b>	<b>-0</b>	<b>25</b>
Administrative/ Supervisory (V to VII)	3	2	4	6	6	-1	+1	+2		6
Clerical (III & IV)	32	35	33	36	36	+3	-1	+3	-0	38
<b>Management &amp; Administrative</b>	<b>35</b>	<b>37</b>	<b>37</b>	<b>42</b>	<b>42</b>	<b>+2</b>	<b>+0</b>	<b>+4</b>	<b>-0</b>	<b>44</b>
Support	9	18	21	22	23	+9	+3	+2	+1	26
Maintenance/ Technical	3	3	3	4	4	+0	+0	+1	+1	4
<b>General Support</b>	<b>12</b>	<b>21</b>	<b>25</b>	<b>25</b>	<b>27</b>	<b>+9</b>	<b>+4</b>	<b>+2</b>	<b>+2</b>	<b>30</b>
Health Care Assistants	58	48	47	49	50	-10	-1	+3	+1	53
Care, other			1	1	1		+1			1
<b>Patient &amp; Client Care</b>	<b>58</b>	<b>48</b>	<b>48</b>	<b>50</b>	<b>51</b>	<b>-10</b>	<b>+0</b>	<b>+3</b>	<b>+1</b>	<b>54</b>

Staff Category /Staff Group	WTE Dec 2019	WTE Dec 2020	WTE Dec 2021	WTE Jun 2022	WTE Jul 2022	Change Dec 2019 to Dec 20	Change Dec 2020 to Dec 21	Change Dec 2021 to Jul 22	Change Jun 2022 to Jul 22	Headcount [No.] Jul 2022
<b>Our Lady of Lourdes</b>	<b>2,149</b>	<b>2,287</b>	<b>2,357</b>	<b>2,428</b>	<b>2,445</b>	<b>+138</b>	<b>+70</b>	<b>+88</b>	<b>+18</b>	<b>2,709</b>
Consultants	101	103	106	102	101	+2	+3	-5	-1	108
Registrars	126	128	135	132	136	+2	+7	+1	+4	141
SHO/ Interns	112	128	124	120	126	+16	-4	+2	+6	139
<b>Medical &amp; Dental</b>	<b>339</b>	<b>359</b>	<b>365</b>	<b>354</b>	<b>362</b>	<b>+20</b>	<b>+6</b>	<b>-3</b>	<b>+8</b>	<b>388</b>
Nurse/ Midwife Manager	161	182	200	207	208	+21	+18	+8	+0	223
Nurse/ Midwife Specialist & AN/MP	49	60	69	75	80	+11	+9	+11	+5	88
Staff Nurse/ Staff Midwife	681	707	712	744	750	+26	+5	+38	+6	831
Nursing/ Midwifery Student	21	23	16	40	39	+2	-7	+23	-1	71
Nursing/ Midwifery other	11	14	12	12	10	+3	-2	-2	-2	11
<b>Nursing &amp; Midwifery</b>	<b>922</b>	<b>985</b>	<b>1,009</b>	<b>1,079</b>	<b>1,088</b>	<b>+62</b>	<b>+25</b>	<b>+78</b>	<b>+9</b>	<b>1,224</b>
Therapy Professions	65	71	78	87	85	+7	+7	+7	-1	92
Health Science/ Diagnostics	98	100	105	104	104	+2	+5	-1	+0	115
Social Workers	12	12	15	16	15	+0	+2	+1	-0	18
Pharmacy	23	28	31	31	32	+5	+3	+1	+1	37

H&SC, Other	2	2	5	1	1		+3	-4		2
<b>Health &amp; Social Care Professionals</b>	<b>200</b>	<b>214</b>	<b>234</b>	<b>238</b>	<b>237</b>	<b>+13</b>	<b>+20</b>	<b>+3</b>	<b>-0</b>	<b>264</b>
Management (VIII & above)	11	13	12	14	14	+2	-1	+2	+0	14
Administrative/ Supervisory (V to VII)	42	55	62	65	68	+13	+7	+5	+2	71
Clerical (III & IV)	227	225	229	215	217	-2	+4	-12	+3	247
<b>Management &amp; Administrative</b>	<b>280</b>	<b>294</b>	<b>303</b>	<b>294</b>	<b>299</b>	<b>+14</b>	<b>+10</b>	<b>-5</b>	<b>+5</b>	<b>332</b>
Support	189	191	186	201	198	+2	-5	+12	-4	214
Maintenance/ Technical	15	16	19	19	19	+1	+3	+0	+0	20
<b>General Support</b>	<b>204</b>	<b>207</b>	<b>204</b>	<b>220</b>	<b>217</b>	<b>+3</b>	<b>-2</b>	<b>+12</b>	<b>-3</b>	<b>234</b>
Health Care Assistants	195	222	237	238	238	+27	+15	+1	-0	260
Care, other	9	7	4	6	5	-2	-3	+1	-1	7
<b>Patient &amp; Client Care</b>	<b>204</b>	<b>229</b>	<b>241</b>	<b>244</b>	<b>243</b>	<b>+25</b>	<b>+13</b>	<b>+2</b>	<b>-1</b>	<b>267</b>

Staff Category /Staff Group	WTE Dec 2019	WTE Dec 2020	WTE Dec 2021	WTE Jun 2022	WTE Jul 2022	Change Dec 2019 to Dec 20	Change Dec 2020 to Dec 21	Change Dec 2021 to Jul 22	Change Jun 2022 to Jul 22	Headcount [No.] Jul 2022
<b>Our Lady's Navan</b>	<b>516</b>	<b>590</b>	<b>600</b>	<b>613</b>	<b>624</b>	<b>+75</b>	<b>+10</b>	<b>+23</b>	<b>+11</b>	<b>718</b>
Consultants	13	16	15	15	15	+3	-1	+0	+0	16
Registrars	27	31	32	31	33	+5	+1	+2	+3	34
SHO/ Interns	35	44	43	40	38	+9	-1	-4	-2	40
<b>Medical &amp; Dental</b>	<b>74</b>	<b>91</b>	<b>90</b>	<b>86</b>	<b>87</b>	<b>+17</b>	<b>-2</b>	<b>-2</b>	<b>+1</b>	<b>90</b>
Nurse/ Midwife Manager	44	47	49	51	54	+3	+2	+5	+3	61
Nurse/ Midwife Specialist & AN/MP	11	13	13	13	14	+2	+0	+1	+1	17
Staff Nurse/ Staff Midwife	121	135	147	146	145	+14	+12	-2	-1	177
Nursing/ Midwifery Student	4					-4				
<b>Nursing &amp; Midwifery</b>	<b>180</b>	<b>195</b>	<b>209</b>	<b>210</b>	<b>213</b>	<b>+15</b>	<b>+14</b>	<b>+4</b>	<b>+3</b>	<b>255</b>
Therapy Professions	19	28	26	26	28	+9	-2	+3	+2	33
Health Science/ Diagnostics	37	39	44	42	43	+2	+5	-0	+1	49
Social Workers				2	1			+1	-1	2
Pharmacy	6	7	9	9	10	+1	+2	+0	+0	11
<b>Health &amp; Social Care Professionals</b>	<b>62</b>	<b>74</b>	<b>78</b>	<b>80</b>	<b>82</b>	<b>+12</b>	<b>+4</b>	<b>+4</b>	<b>+2</b>	<b>95</b>
Management (VIII & above)	2	2	2	2	2				+0	2
Administrative/ Supervisory (V to VII)	12	21	22	25	25	+8	+1	+3	-1	26
Clerical (III & IV)	56	59	55	62	67	+2	-4	+12	+5	76
<b>Management &amp; Administrative</b>	<b>71</b>	<b>82</b>	<b>79</b>	<b>89</b>	<b>94</b>	<b>+11</b>	<b>-3</b>	<b>+15</b>	<b>+5</b>	<b>104</b>
Support	23	25	26	29	28	+2	+1	+3	-0	33
Maintenance/ Technical	5	5	5	4	4	-0	+0	-1	-0	4
<b>General Support</b>	<b>28</b>	<b>30</b>	<b>31</b>	<b>33</b>	<b>32</b>	<b>+2</b>	<b>+1</b>	<b>+1</b>	<b>-1</b>	<b>37</b>
Health Care Assistants	98	117	112	114	114	+19	-4	+2	-0	132
Care, other	2	2	2	2	2	-1	+0			5
<b>Patient &amp; Client Care</b>	<b>100</b>	<b>118</b>	<b>114</b>	<b>116</b>	<b>115</b>	<b>+18</b>	<b>-4</b>	<b>+2</b>	<b>-0</b>	<b>137</b>

Staff Category /Staff Group	WTE Dec 2019	WTE Dec 2020	WTE Dec 2021	WTE Jun 2022	WTE Jul 2022	Change Dec 2019 to Dec 20	Change Dec 2020 to Dec 21	Change Dec 2021 to Jul 22	Change Jun 2022 to Jul 22	Headcount [No.] Jul 2022
<b>Portiuncula University</b>	<b>790</b>	<b>843</b>	<b>907</b>	<b>926</b>	<b>932</b>	<b>+53</b>	<b>+64</b>	<b>+25</b>	<b>+6</b>	<b>1,048</b>
Consultants	38	41	39	38	38	+3	-2	-1	-0	42
Registrars	42	46	50	50	48	+4	+4	-2	-2	50
SHO/ Interns	58	65	70	66	64	+7	+5	-6	-2	71
Medical/ Dental, other		0	0			+0	-0	-0		
<b>Medical &amp; Dental</b>	<b>137</b>	<b>153</b>	<b>159</b>	<b>155</b>	<b>149</b>	<b>+15</b>	<b>+6</b>	<b>-10</b>	<b>-5</b>	<b>163</b>
Nurse/ Midwife Manager	66	71	82	78	77	+5	+11	-5	-0	84
Nurse/ Midwife Specialist & AN/MP	19	23	23	24	24	+3	-0	+1	-0	27
Staff Nurse/ Staff Midwife	236	234	260	268	277	-2	+26	+17	+8	324
Nursing/ Midwifery Student			1	2	2		+1	+1		2
Nursing/ Midwifery other	1	1	1	1	1	+1	-0	-0	+0	2
<b>Nursing &amp; Midwifery</b>	<b>322</b>	<b>329</b>	<b>367</b>	<b>373</b>	<b>381</b>	<b>+7</b>	<b>+38</b>	<b>+14</b>	<b>+8</b>	<b>439</b>
Therapy Professions	16	19	18	21	20	+4	-1	+2	-1	23
Health Science/ Diagnostics	48	53	54	56	57	+5	+1	+3	+1	64
Social Workers	4	4	4	5	5	-0	+0	+1	-0	5
Pharmacy	12	12	12	14	14	+0	-0	+3	+0	16
H&SC, Other	2	2	2	4	0	+0	+0	-2	-3	1
<b>Health &amp; Social Care Professionals</b>	<b>81</b>	<b>90</b>	<b>90</b>	<b>100</b>	<b>96</b>	<b>+9</b>	<b>+0</b>	<b>+6</b>	<b>-3</b>	<b>109</b>
Management (VIII & above)	6	5	6	7	7	-1	+1	+1	-0	7
Administrative/ Supervisory (V to VII)	21	30	29	33	33	+9	-1	+4	+1	34

Clerical (III & IV)	84	90	97	93	101	+6	+7	+5	+8	111
<b>Management &amp; Administrative</b>	<b>111</b>	<b>125</b>	<b>131</b>	<b>132</b>	<b>141</b>	<b>+14</b>	<b>+7</b>	<b>+10</b>	<b>+9</b>	<b>152</b>
Support	66	70	70	72	73	+4	-1	+3	+1	80
Maintenance/ Technical	11	9	10	10	10	-2	+1			10
<b>General Support</b>	<b>77</b>	<b>79</b>	<b>80</b>	<b>82</b>	<b>83</b>	<b>+2</b>	<b>+0</b>	<b>+3</b>	<b>+1</b>	<b>90</b>
Health Care Assistants	59	66	79	84	82	+7	+13	+2	-2	95
Care, other	2	1	1	0		-1		-1	-0	
<b>Patient &amp; Client Care</b>	<b>61</b>	<b>67</b>	<b>80</b>	<b>84</b>	<b>82</b>	<b>+6</b>	<b>+13</b>	<b>+2</b>	<b>-2</b>	<b>95</b>

Staff Category /Staff Group	WTE Dec 2019	WTE Dec 2020	WTE Dec 2021	WTE Jun 2022	WTE Jul 2022	Change Dec 2019 to Dec 20	Change Dec 2020 to Dec 21	Change Dec 2021 to Jul 22	Change Jun 2022 to Jul 22	Headcount [No.] Jul 2022
<b>Roscommon University</b>	<b>333</b>	<b>367</b>	<b>387</b>	<b>419</b>	<b>432</b>	<b>+33</b>	<b>+20</b>	<b>+45</b>	<b>+13</b>	<b>487</b>
Consultants	10	9	10	10	11	-1	+0	+2	+1	14
Registrars	7	11	11	9	10	+4	-0	-1	+1	10
SHO/ Interns	12	12	11	14	14	-0	-1	+3	+0	17
<b>Medical &amp; Dental</b>	<b>29</b>	<b>32</b>	<b>31</b>	<b>33</b>	<b>35</b>	<b>+3</b>	<b>-1</b>	<b>+4</b>	<b>+2</b>	<b>41</b>
Nurse/ Midwife Manager	23	24	27	29	31	+1	+4	+3	+2	34
Nurse/ Midwife Specialist & AN/MP	14	18	21	21	22	+5	+3	+0	+0	24
Staff Nurse/ Staff Midwife	88	89	97	123	124	+1	+7	+28	+1	144
Nursing/ Midwifery Student				1	1			+1	-0	2
Nursing/ Midwifery other	1	1	1	1	1		+0	+0	+0	1
<b>Nursing &amp; Midwifery</b>	<b>126</b>	<b>132</b>	<b>146</b>	<b>176</b>	<b>178</b>	<b>+6</b>	<b>+14</b>	<b>+32</b>	<b>+3</b>	<b>205</b>
Therapy Professions	9	13	11	11	10	+4	-2	-1	-1	11
Health Science/ Diagnostics	16	18	18	18	18	+2	-0	+1	+1	21
Social Workers		1	1	1	1	+1		+0	+0	1
Pharmacy	1	3	4	3	3	+2	+1	-0	+0	4
<b>Health &amp; Social Care Professionals</b>	<b>26</b>	<b>33</b>	<b>33</b>	<b>32</b>	<b>32</b>	<b>+8</b>	<b>-1</b>	<b>-0</b>	<b>+0</b>	<b>37</b>
Management (VIII & above)	1	1	1	1	1					1
Administrative/ Supervisory (V to VII)	11	15	16	17	17	+4	+2	+0	-1	18
Clerical (III & IV)	48	50	55	55	61	+3	+5	+6	+6	66
<b>Management &amp; Administrative</b>	<b>59</b>	<b>66</b>	<b>73</b>	<b>73</b>	<b>79</b>	<b>+7</b>	<b>+7</b>	<b>+6</b>	<b>+5</b>	<b>85</b>
Support	62	66	65	65	68	+3	-0	+2	+2	76
Maintenance/ Technical	9	10	9	9	9	+1	-1			9
<b>General Support</b>	<b>71</b>	<b>75</b>	<b>74</b>	<b>74</b>	<b>77</b>	<b>+4</b>	<b>-1</b>	<b>+2</b>	<b>+2</b>	<b>85</b>
Health Care Assistants	22	27	30	30	30	+6	+3	-0	+0	33
Care, other	1	1	1	1	1					1
<b>Patient &amp; Client Care</b>	<b>22</b>	<b>28</b>	<b>31</b>	<b>30</b>	<b>31</b>	<b>+6</b>	<b>+3</b>	<b>-0</b>	<b>+0</b>	<b>34</b>

Staff Category /Staff Group	WTE Dec 2019	WTE Dec 2020	WTE Dec 2021	WTE Jun 2022	WTE Jul 2022	Change Dec 2019 to Dec 20	Change Dec 2020 to Dec 21	Change Dec 2021 to Jul 22	Change Jun 2022 to Jul 22	Headcount [No.] Jul 2022
<b>Rotunda</b>	<b>892</b>	<b>929</b>	<b>919</b>	<b>958</b>	<b>985</b>	<b>+37</b>	<b>-10</b>	<b>+66</b>	<b>+27</b>	<b>1,215</b>
Consultants	44	47	47	51	54	+3	+1	+6	+3	57
Registrars	49	50	53	51	48	+1	+3	-4	-3	87
SHO/ Interns	20	24	25	28	31	+4	+1	+6	+3	53
<b>Medical &amp; Dental</b>	<b>113</b>	<b>121</b>	<b>125</b>	<b>130</b>	<b>133</b>	<b>+8</b>	<b>+5</b>	<b>+8</b>	<b>+3</b>	<b>197</b>
Nurse/ Midwife Manager	94	99	112	116	122	+5	+14	+10	+6	144
Nurse/ Midwife Specialist & AN/MP	15	17	17	19	19	+3	-0	+1	-0	23
Staff Nurse/ Staff Midwife	257	264	237	243	245	+8	-28	+8	+1	286
Nursing/ Midwifery Student	24	22	16	31	32	-2	-6	+16	+1	32
Nursing/ Midwifery other	2	2	2				+1	-2		
<b>Nursing &amp; Midwifery</b>	<b>391</b>	<b>404</b>	<b>385</b>	<b>409</b>	<b>417</b>	<b>+14</b>	<b>-20</b>	<b>+32</b>	<b>+8</b>	<b>485</b>
Therapy Professions	9	9	12	15	15	-1	+3	+3	-0	17
Health Science/ Diagnostics	46	46	45	42	46	+0	-2	+1	+4	51
Social Workers	8	9	8	9	9	+1	-1	+1	+0	9
Psychologists	1	2	2	2	2	+1				2
Pharmacy	10	11	9	7	9	+1	-2	+0	+2	10
<b>Health &amp; Social Care Professionals</b>	<b>74</b>	<b>77</b>	<b>75</b>	<b>75</b>	<b>80</b>	<b>+3</b>	<b>-1</b>	<b>+5</b>	<b>+5</b>	<b>89</b>
Management (VIII & above)	8	8	9	10	10		+1	+1	+0	11
Administrative/ Supervisory (V to VII)	57	63	62	63	62	+6	-1	+0	-0	68
Clerical (III & IV)	82	79	77	84	89	-3	-2	+12	+4	108
<b>Management &amp; Administrative</b>	<b>147</b>	<b>150</b>	<b>148</b>	<b>158</b>	<b>162</b>	<b>+3</b>	<b>-2</b>	<b>+14</b>	<b>+4</b>	<b>187</b>

Support	119	128	125	124	123	+8	-2	-2	-1	148
Maintenance/ Technical	6	5	6	7	7	-1	+1	+1		7
<b>General Support</b>	<b>125</b>	<b>133</b>	<b>131</b>	<b>131</b>	<b>130</b>	<b>+7</b>	<b>-1</b>	<b>-1</b>	<b>-1</b>	<b>155</b>
Health Care Assistants	41	43	53	54	61	+2	+10	+8	+7	101
Care, other	1	1	1	1	1					1
<b>Patient &amp; Client Care</b>	<b>42</b>	<b>44</b>	<b>54</b>	<b>55</b>	<b>62</b>	<b>+2</b>	<b>+10</b>	<b>+8</b>	<b>+7</b>	<b>102</b>

Staff Category /Staff Group	WTE Dec 2019	WTE Dec 2020	WTE Dec 2021	WTE Jun 2022	WTE Jul 2022	Change Dec 2019 to Dec 20	Change Dec 2020 to Dec 21	Change Dec 2021 to Jul 22	Change Jun 2022 to Jul 22	Headcount [No.] Jul 2022
<b>Sligo University</b>	<b>1,688</b>	<b>1,766</b>	<b>1,924</b>	<b>1,945</b>	<b>1,970</b>	<b>+78</b>	<b>+158</b>	<b>+46</b>	<b>+25</b>	<b>2,320</b>
Consultants	77	80	84	81	82	+3	+4	-1	+1	85
Registrars	72	75	77	80	79	+3	+1	+2	-1	113
SHO/ Interns	82	93	99	100	104	+11	+6	+5	+4	154
Medical/ Dental, other	6	6	7	6	5	+0	+1	-2	-1	8
<b>Medical &amp; Dental</b>	<b>237</b>	<b>254</b>	<b>266</b>	<b>266</b>	<b>270</b>	<b>+17</b>	<b>+12</b>	<b>+4</b>	<b>+3</b>	<b>360</b>
Nurse/ Midwife Manager	106	103	116	124	116	-3	+13	+0	-8	128
Nurse/ Midwife Specialist & AN/MP	40	42	49	45	44	+2	+7	-4	-0	49
Staff Nurse/ Staff Midwife	494	506	562	563	570	+12	+55	+9	+8	686
Nursing/ Midwifery Student	21	28	14	18	19	+7	-14	+6	+1	40
Nursing/ Midwifery other	8	7	7	8	9	-1	-0	+2	+0	10
<b>Nursing &amp; Midwifery</b>	<b>669</b>	<b>685</b>	<b>746</b>	<b>758</b>	<b>758</b>	<b>+17</b>	<b>+61</b>	<b>+12</b>	<b>+1</b>	<b>913</b>
Therapy Professions	52	53	64	58	61	+1	+12	-4	+3	68
Health Science/ Diagnostics	93	94	100	98	101	+2	+6	+1	+3	112
Social Workers					1			+1	+1	1
Pharmacy	38	38	41	39	41	-0	+3	-0	+1	46
H&SC, Other	3	2	13	5	4	-1	+11	-9	-1	6
<b>Health &amp; Social Care Professionals</b>	<b>186</b>	<b>187</b>	<b>219</b>	<b>200</b>	<b>208</b>	<b>+1</b>	<b>+32</b>	<b>-11</b>	<b>+7</b>	<b>233</b>
Management (VIII & above)	8	8	9	9	9	+0	+1			9
Administrative/ Supervisory (V to VII)	27	34	41	43	44	+7	+6	+4	+2	47
Clerical (III & IV)	195	193	224	219	227	-2	+31	+2	+8	251
<b>Management &amp; Administrative</b>	<b>230</b>	<b>236</b>	<b>274</b>	<b>271</b>	<b>280</b>	<b>+6</b>	<b>+38</b>	<b>+6</b>	<b>+9</b>	<b>307</b>
Support	201	213	212	233	235	+12	-1	+23	+1	265
Maintenance/ Technical	15	13	12	13	13	-2	-0	+0		13
<b>General Support</b>	<b>215</b>	<b>226</b>	<b>224</b>	<b>246</b>	<b>247</b>	<b>+10</b>	<b>-2</b>	<b>+24</b>	<b>+1</b>	<b>278</b>
Health Care Assistants	141	148	163	172	174	+8	+14	+11	+2	192
Care, other	10	30	33	32	33	+20	+3	+0	+1	37
<b>Patient &amp; Client Care</b>	<b>151</b>	<b>178</b>	<b>195</b>	<b>204</b>	<b>207</b>	<b>+27</b>	<b>+17</b>	<b>+12</b>	<b>+3</b>	<b>229</b>

Staff Category /Staff Group	WTE Dec 2019	WTE Dec 2020	WTE Dec 2021	WTE Jun 2022	WTE Jul 2022	Change Dec 2019 to Dec 20	Change Dec 2020 to Dec 21	Change Dec 2021 to Jul 22	Change Jun 2022 to Jul 22	Headcount [No.] Jul 2022
<b>South Infirmary Victoria University</b>	<b>787</b>	<b>804</b>	<b>842</b>	<b>840</b>	<b>846</b>	<b>+18</b>	<b>+38</b>	<b>+4</b>	<b>+6</b>	<b>1,021</b>
Consultants	32	32	34	36	35	+1	+2	+1	-1	38
Registrars	20	24	21	22	23	+3	-2	+2	+1	24
SHO/ Interns	27	30	29	29	29	+3	-1			29
<b>Medical &amp; Dental</b>	<b>79</b>	<b>86</b>	<b>85</b>	<b>87</b>	<b>87</b>	<b>+7</b>	<b>-1</b>	<b>+3</b>	<b>+0</b>	<b>91</b>
Nurse/ Midwife Manager	66	65	72	72	72	-1	+7	+0		84
Nurse/ Midwife Specialist & AN/MP	11	12	15	18	18	+1	+3	+2		21
Staff Nurse/ Staff Midwife	223	221	225	216	216	-2	+4	-9		275
Nursing/ Midwifery Student			1	11	11		+1	+10		22
Nursing/ Midwifery other	2	2	2	2	2					3
<b>Nursing &amp; Midwifery</b>	<b>302</b>	<b>300</b>	<b>315</b>	<b>319</b>	<b>319</b>	<b>-2</b>	<b>+15</b>	<b>+4</b>		<b>405</b>
Therapy Professions	40	46	46	48	46	+5	+0	-0	-3	60
Health Science/ Diagnostics	23	24	24	23	22	+1	-0	-1	-1	36
Social Workers	3	3	3	3	3					3
Psychologists	1	1	1					-1		
Pharmacy	10	14	15	14	14	+3	+1	-1		16
<b>Health &amp; Social Care Professionals</b>	<b>77</b>	<b>86</b>	<b>88</b>	<b>89</b>	<b>85</b>	<b>+10</b>	<b>+1</b>	<b>-2</b>	<b>-3</b>	<b>115</b>
Management (VIII & above)	7	7	7	8	8			+1		8
Administrative/ Supervisory (V to VII)	41	45	45	47	47	+4	+1	+1		53
Clerical (III & IV)	142	139	154	156	157	-3	+14	+4	+2	170
<b>Management &amp; Administrative</b>	<b>190</b>	<b>191</b>	<b>206</b>	<b>210</b>	<b>212</b>	<b>+1</b>	<b>+15</b>	<b>+6</b>	<b>+2</b>	<b>231</b>

Support	99	108	114	101	107	+9	+6	-7	+7	139
Maintenance/ Technical	4	4	4	4	4					4
<b>General Support</b>	<b>103</b>	<b>112</b>	<b>118</b>	<b>105</b>	<b>111</b>	<b>+9</b>	<b>+6</b>	<b>-7</b>	<b>+7</b>	<b>143</b>
Health Care Assistants	36	28	30	31	31	-7	+1	+1		36
<b>Patient &amp; Client Care</b>	<b>36</b>	<b>28</b>	<b>30</b>	<b>31</b>	<b>31</b>	<b>-7</b>	<b>+1</b>	<b>+1</b>		<b>36</b>

Staff Category /Staff Group	WTE Dec 2019	WTE Dec 2020	WTE Dec 2021	WTE Jun 2022	WTE Jul 2022	Change Dec 2019 to Dec 20	Change Dec 2020 to Dec 21	Change Dec 2021 to Jul 22	Change Jun 2022 to Jul 22	Headcount [No.] Jul 2022
<b>South Tipperary General</b>	<b>868</b>	<b>968</b>	<b>1,022</b>	<b>1,052</b>	<b>1,058</b>	<b>+101</b>	<b>+54</b>	<b>+36</b>	<b>+6</b>	<b>1,192</b>
Consultants	31	35	37	36	34	+4	+2	-3	-2	37
Registrars	46	49	49	55	56	+3	+1	+6	+1	56
SHO/ Interns	51	54	57	57	51	+4	+3	-6	-6	58
Medical/ Dental, other	1	0	0	0	1	-1		+1	+1	2
<b>Medical &amp; Dental</b>	<b>128</b>	<b>138</b>	<b>144</b>	<b>148</b>	<b>142</b>	<b>+9</b>	<b>+6</b>	<b>-1</b>	<b>-6</b>	<b>153</b>
Nurse/ Midwife Manager	80	77	81	81	82	-3	+4	+1	+2	92
Nurse/ Midwife Specialist & AN/MP	17	21	23	22	22	+4	+2	-1	+0	25
Staff Nurse/ Staff Midwife	287	319	345	341	353	+32	+26	+8	+13	410
Nursing/ Midwifery Student		11		4	4	+11	-11	+4	-1	7
<b>Nursing &amp; Midwifery</b>	<b>384</b>	<b>428</b>	<b>449</b>	<b>447</b>	<b>461</b>	<b>+44</b>	<b>+21</b>	<b>+12</b>	<b>+14</b>	<b>534</b>
Therapy Professions	23	28	29	31	30	+5	+1	+2	-1	35
Health Science/ Diagnostics	26	41	41	40	40	+15	-1	-0	+0	47
Social Workers	1	3	3	2	2	+2	-0	-1		2
Pharmacy	11	13	15	15	15	+2	+2	+1	+0	19
<b>Health &amp; Social Care Professionals</b>	<b>61</b>	<b>85</b>	<b>87</b>	<b>89</b>	<b>88</b>	<b>+24</b>	<b>+2</b>	<b>+1</b>	<b>-1</b>	<b>103</b>
Management (VIII & above)	2	1	4	3	3	-1	+3	-1		3
Administrative/ Supervisory (V to VII)	17	26	26	32	31	+9	-1	+5	-1	33
Clerical (III & IV)	111	108	106	111	108	-3	-2	+1	-3	121
<b>Management &amp; Administrative</b>	<b>130</b>	<b>135</b>	<b>136</b>	<b>146</b>	<b>142</b>	<b>+5</b>	<b>+0</b>	<b>+6</b>	<b>-4</b>	<b>157</b>
Support	92	109	124	136	138	+17	+16	+13	+1	149
Maintenance/ Technical	4	6	5	6	6	+2	-1	+0	-0	6
<b>General Support</b>	<b>96</b>	<b>115</b>	<b>130</b>	<b>142</b>	<b>143</b>	<b>+19</b>	<b>+15</b>	<b>+13</b>	<b>+1</b>	<b>155</b>
Health Care Assistants	67	67	76	80	82	+0	+9	+5	+1	90
Care, other	1	0				-1	-0			
<b>Patient &amp; Client Care</b>	<b>67</b>	<b>67</b>	<b>76</b>	<b>80</b>	<b>82</b>	<b>-0</b>	<b>+9</b>	<b>+5</b>	<b>+1</b>	<b>90</b>

Staff Category /Staff Group	WTE Dec 2019	WTE Dec 2020	WTE Dec 2021	WTE Jun 2022	WTE Jul 2022	Change Dec 2019 to Dec 20	Change Dec 2020 to Dec 21	Change Dec 2021 to Jul 22	Change Jun 2022 to Jul 22	Headcount [No.] Jul 2022
<b>St. Columcille's</b>	<b>452</b>	<b>457</b>	<b>469</b>	<b>465</b>	<b>468</b>	<b>+5</b>	<b>+12</b>	<b>-1</b>	<b>+3</b>	<b>529</b>
Consultants	19	16	17	19	19	-3	+1	+2	-0	19
Registrars	10	10	10	12	10	+0		+0	-1	14
SHO/ Interns	14	16	14	12	15	+2	-2	+0	+3	24
<b>Medical &amp; Dental</b>	<b>43</b>	<b>42</b>	<b>42</b>	<b>43</b>	<b>44</b>	<b>-1</b>	<b>-1</b>	<b>+2</b>	<b>+1</b>	<b>57</b>
Nurse/ Midwife Manager	33	34	34	35	35	+2	-1	+1	-1	37
Nurse/ Midwife Specialist & AN/MP	9	8	11	11	12	-1	+3	+1	+1	13
Staff Nurse/ Staff Midwife	119	113	111	109	110	-6	-2	-1	+1	121
Nursing/ Midwifery other	2	1	1	1	1	-1				1
<b>Nursing &amp; Midwifery</b>	<b>162</b>	<b>156</b>	<b>156</b>	<b>156</b>	<b>157</b>	<b>-6</b>	<b>+1</b>	<b>+1</b>	<b>+1</b>	<b>172</b>
Therapy Professions	31	35	39	37	35	+3	+4	-4	-2	43
Health Science/ Diagnostics	18	21	20	20	22	+2	-0	+2	+2	25
Social Workers	5	6	6	7	8	+1	-0	+2	+1	9
Psychologists	2	2	4	2	3	-0	+2	-1	+1	4
Pharmacy	5	5	6	6	6	+0	+1	-0	+0	8
<b>Health &amp; Social Care Professionals</b>	<b>62</b>	<b>68</b>	<b>75</b>	<b>72</b>	<b>74</b>	<b>+7</b>	<b>+7</b>	<b>-2</b>	<b>+1</b>	<b>89</b>
Management (VIII & above)	1	2	2	3	3	+1		+1	-0	3
Administrative/ Supervisory (V to VII)	14	13	12	14	15	-1	-1	+3	+0	15
Clerical (III & IV)	54	58	63	59	60	+4	+5	-3	+1	66
<b>Management &amp; Administrative</b>	<b>69</b>	<b>73</b>	<b>77</b>	<b>76</b>	<b>78</b>	<b>+4</b>	<b>+4</b>	<b>+1</b>	<b>+2</b>	<b>84</b>
Support	57	60	59	63	62	+4	-1	+3	-1	69
Maintenance/ Technical	1	1	1	1	1					1
<b>General Support</b>	<b>58</b>	<b>61</b>	<b>60</b>	<b>64</b>	<b>63</b>	<b>+4</b>	<b>-1</b>	<b>+3</b>	<b>-1</b>	<b>70</b>
Health Care Assistants	59	54	56	51	50	-4	+2	-6	-1	54
Care, other		3	3	3	3	+3	+0	-0	-0	3
<b>Patient &amp; Client Care</b>	<b>59</b>	<b>57</b>	<b>59</b>	<b>54</b>	<b>53</b>	<b>-2</b>	<b>+2</b>	<b>-6</b>	<b>-1</b>	<b>57</b>

Staff Category /Staff Group	WTE Dec 2019	WTE Dec 2020	WTE Dec 2021	WTE Jun 2022	WTE Jul 2022	Change Dec 2019 to Dec 20	Change Dec 2020 to Dec 21	Change Dec 2021 to Jul 22	Change Jun 2022 to Jul 22	Headcount [No.] Jul 2022
<b>St. James's</b>	<b>4,058</b>	<b>4,266</b>	<b>4,456</b>	<b>4,501</b>	<b>4,526</b>	<b>+208</b>	<b>+190</b>	<b>+71</b>	<b>+25</b>	<b>5,291</b>
Consultants	195	212	219	226	227	+17	+6	+8	+0	247
Registrars	184	205	202	202	204	+21	-3	+2	+2	350
SHO/ Interns	157	176	184	180	182	+19	+8	-2	+2	301
Medical/ Dental, other	5	6	5	9	9	+1	-0	+4	+0	12
<b>Medical &amp; Dental</b>	<b>541</b>	<b>598</b>	<b>610</b>	<b>618</b>	<b>622</b>	<b>+58</b>	<b>+12</b>	<b>+11</b>	<b>+4</b>	<b>910</b>
Nurse/ Midwife Manager	345	348	367	362	364	+3	+20	-3	+2	405
Nurse/ Midwife Specialist & AN/MP	80	95	109	114	115	+16	+13	+6	+1	134
Staff Nurse/ Staff Midwife	1,125	1,179	1,186	1,175	1,178	+54	+7	-8	+3	1,266
Nursing/ Midwifery Student	1	7	4	34	34	+6	-2	+30	+0	69
Nursing/ Midwifery other	12	13	12	11	11	+1	-1	-1	+0	12
<b>Nursing &amp; Midwifery</b>	<b>1,562</b>	<b>1,643</b>	<b>1,679</b>	<b>1,696</b>	<b>1,702</b>	<b>+80</b>	<b>+36</b>	<b>+24</b>	<b>+7</b>	<b>1,886</b>
Therapy Professions	151	164	172	172	171	+12	+8	-1	-1	194
Health Science/ Diagnostics	339	323	337	331	333	-16	+15	-4	+2	359
Social Workers	43	46	45	47	44	+3	-1	-1	-3	50
Psychologists	5	5	5	6	6	-0	+0	+1	+0	7
Pharmacy	97	109	109	107	105	+12	-1	-3	-2	111
H&SC, Other	26	36	43	34	32	+10	+7	-11	-2	35
<b>Health &amp; Social Care Professionals</b>	<b>662</b>	<b>682</b>	<b>711</b>	<b>696</b>	<b>691</b>	<b>+20</b>	<b>+29</b>	<b>-20</b>	<b>-6</b>	<b>756</b>
Management (VIII & above)	40	43	53	56	57	+3	+9	+4	+1	60
Administrative/ Supervisory (V to VII)	176	185	200	210	211	+10	+15	+10	+1	221
Clerical (III & IV)	371	378	401	404	411	+8	+23	+10	+7	487
<b>Management &amp; Administrative</b>	<b>587</b>	<b>607</b>	<b>654</b>	<b>669</b>	<b>679</b>	<b>+20</b>	<b>+47</b>	<b>+25</b>	<b>+10</b>	<b>768</b>
Support	278	277	296	291	295	-1	+19	-1	+5	352
Maintenance/ Technical	59	56	52	57	55	-3	-4	+3	-2	56
<b>General Support</b>	<b>336</b>	<b>332</b>	<b>348</b>	<b>348</b>	<b>350</b>	<b>-4</b>	<b>+16</b>	<b>+2</b>	<b>+2</b>	<b>408</b>
Health Care Assistants	360	392	437	457	465	+32	+45	+28	+8	541
Care, other	9	10	16	18	18	+1	+6	+1	-0	22
<b>Patient &amp; Client Care</b>	<b>370</b>	<b>403</b>	<b>454</b>	<b>475</b>	<b>483</b>	<b>+33</b>	<b>+51</b>	<b>+29</b>	<b>+8</b>	<b>563</b>

Staff Category /Staff Group	WTE Dec 2019	WTE Dec 2020	WTE Dec 2021	WTE Jun 2022	WTE Jul 2022	Change Dec 2019 to Dec 20	Change Dec 2020 to Dec 21	Change Dec 2021 to Jul 22	Change Jun 2022 to Jul 22	Headcount [No.] Jul 2022
<b>St. John's Limerick</b>	<b>311</b>	<b>321</b>	<b>318</b>	<b>339</b>	<b>334</b>	<b>+9</b>	<b>-3</b>	<b>+15</b>	<b>-5</b>	<b>371</b>
Consultants	8	8	7	5	4	+0	-1	-3	-1	5
Registrars	9	10	10	11	11	+1		+1		11
SHO/ Interns	7	11	8	7	8	+4	-3		+1	8
<b>Medical &amp; Dental</b>	<b>24</b>	<b>29</b>	<b>25</b>	<b>23</b>	<b>23</b>	<b>+5</b>	<b>-4</b>	<b>-2</b>		<b>24</b>
Nurse/ Midwife Manager	24	25	28	27	28	+1	+2	-0	+1	32
Nurse/ Midwife Specialist & AN/MP	8	9	8	9	9	+1	-1	+1		10
Staff Nurse/ Staff Midwife	93	92	89	88	94	-1	-4	+5	+6	104
Nursing/ Midwifery Student				10					-10	
Nursing/ Midwifery other	1		1			-1	+1	-1		
<b>Nursing &amp; Midwifery</b>	<b>127</b>	<b>127</b>	<b>126</b>	<b>134</b>	<b>130</b>	<b>+0</b>	<b>-1</b>	<b>+5</b>	<b>-3</b>	<b>146</b>
Therapy Professions	5	6	5	6	6	+1	-1	+1		7
Health Science/ Diagnostics	12	10	12	11	11	-2	+2	-0		13
Pharmacy	4	6	5	5	5	+2	-1	-0		7
<b>Health &amp; Social Care Professionals</b>	<b>21</b>	<b>22</b>	<b>21</b>	<b>22</b>	<b>22</b>	<b>+1</b>	<b>-0</b>	<b>+1</b>		<b>27</b>
Management (VIII & above)	7	7	7	7	7					7
Administrative/ Supervisory (V to VII)	16	20	19	21	21	+4	-1	+2		22
Clerical (III & IV)	45	41	42	51	49	-4	+1	+7	-2	53
<b>Management &amp; Administrative</b>	<b>68</b>	<b>68</b>	<b>68</b>	<b>79</b>	<b>77</b>	<b>+0</b>		<b>+9</b>	<b>-2</b>	<b>82</b>
Support	40	41	39	39	39	+1	-2	+0		48
Maintenance/ Technical	2	2	1	2	2		-1	+1		2
<b>General Support</b>	<b>42</b>	<b>43</b>	<b>40</b>	<b>41</b>	<b>41</b>	<b>+1</b>	<b>-3</b>	<b>+1</b>		<b>50</b>
Health Care Assistants	29	31	37	39	39	+2	+6	+2		41
Care, other	1	1	1	1	1					1
<b>Patient &amp; Client Care</b>	<b>30</b>	<b>32</b>	<b>38</b>	<b>40</b>	<b>40</b>	<b>+2</b>	<b>+6</b>	<b>+2</b>		<b>42</b>

Staff Category /Staff Group	WTE Dec 2019	WTE Dec 2020	WTE Dec 2021	WTE Jun 2022	WTE Jul 2022	Change Dec 2019 to Dec 20	Change Dec 2020 to Dec 21	Change Dec 2021 to Jul 22	Change Jun 2022 to Jul 22	Headcount [No.] Jul 2022
<b>St Luke's General Kilkenny</b>	<b>1,119</b>	<b>1,185</b>	<b>1,211</b>	<b>1,236</b>	<b>1,238</b>	<b>+66</b>	<b>+26</b>	<b>+27</b>	<b>+2</b>	<b>1,403</b>
Consultants	39	41	41	42	43	+2	+1	+1	+1	43
Registrars	57	64	60	61	60	+8	-4	-1	-1	60
SHO/ Interns	58	54	65	68	61	-5	+11	-4	-7	62
Medical/ Dental, other	7	7	9	9	9	+0	+2	-0	-0	10
<b>Medical &amp; Dental</b>	<b>161</b>	<b>166</b>	<b>176</b>	<b>179</b>	<b>172</b>	<b>+5</b>	<b>+10</b>	<b>-3</b>	<b>-7</b>	<b>175</b>
Nurse/ Midwife Manager	85	84	85	86	90	-0	+1	+5	+3	104
Nurse/ Midwife Specialist & AN/MP	20	24	28	32	32	+4	+4	+4	+0	37
Staff Nurse/ Staff Midwife	304	318	331	327	331	+14	+13	+1	+5	399
Nursing/ Midwifery Student		1	3	4	4	+1	+2	+1	-0	8
Nursing/ Midwifery other	1	1	1	2	2	-0	-0	+1	+0	2
<b>Nursing &amp; Midwifery</b>	<b>410</b>	<b>429</b>	<b>447</b>	<b>451</b>	<b>459</b>	<b>+19</b>	<b>+19</b>	<b>+12</b>	<b>+8</b>	<b>550</b>
Therapy Professions	35	43	39	37	37	+9	-4	-2	-0	45
Health Science/ Diagnostics	49	51	50	52	52	+2	-1	+1	+0	60
Social Workers			1	1	1		+1	+0	+0	1
Pharmacy	18	18	20	21	21	-0	+2	+0	-0	25
H&SC, Other				0					-0	
<b>Health &amp; Social Care Professionals</b>	<b>102</b>	<b>113</b>	<b>111</b>	<b>111</b>	<b>110</b>	<b>+11</b>	<b>-2</b>	<b>-0</b>	<b>-1</b>	<b>131</b>
Management (VIII & above)	3	6	7	8	8	+3	+1	+1	-0	8
Administrative/ Supervisory (V to VII)	14	20	29	31	32	+5	+10	+2	+1	34
Clerical (III & IV)	136	133	126	126	127	-3	-7	+1	+1	138
<b>Management &amp; Administrative</b>	<b>154</b>	<b>159</b>	<b>162</b>	<b>165</b>	<b>166</b>	<b>+5</b>	<b>+4</b>	<b>+4</b>	<b>+1</b>	<b>180</b>
Support	202	170	169	174	174	-31	-1	+4	-0	196
Maintenance/ Technical	13	15	13	15	15	+2	-2	+2	-0	16
<b>General Support</b>	<b>215</b>	<b>186</b>	<b>182</b>	<b>189</b>	<b>189</b>	<b>-29</b>	<b>-3</b>	<b>+6</b>	<b>-0</b>	<b>212</b>
Health Care Assistants	75	131	130	138	139	+56	-1	+9	+0	152
Care, other	2	2	2	2	2					3
<b>Patient &amp; Client Care</b>	<b>77</b>	<b>133</b>	<b>132</b>	<b>141</b>	<b>141</b>	<b>+56</b>	<b>-1</b>	<b>+9</b>	<b>+0</b>	<b>155</b>

Staff Category /Staff Group	WTE Dec 2019	WTE Dec 2020	WTE Dec 2021	WTE Jun 2022	WTE Jul 2022	Change Dec 2019 to Dec 20	Change Dec 2020 to Dec 21	Change Dec 2021 to Jul 22	Change Jun 2022 to Jul 22	Headcount [No.] Jul 2022
<b>St. Luke's Rathgar</b>	<b>544</b>	<b>542</b>	<b>541</b>	<b>543</b>	<b>542</b>	<b>-2</b>	<b>-2</b>	<b>+1</b>	<b>-1</b>	<b>575</b>
Consultants	24	22	22	22	22	-2				24
Registrars	19	16	11	11	12	-3	-5	+1	+1	12
SHO/ Interns	13	12	15	16	17	-1	+3	+2	+1	17
<b>Medical &amp; Dental</b>	<b>56</b>	<b>50</b>	<b>48</b>	<b>49</b>	<b>51</b>	<b>-6</b>	<b>-2</b>	<b>+3</b>	<b>+2</b>	<b>53</b>
Nurse/ Midwife Manager	21	27	28	25	25	+6	+1	-4		25
Nurse/ Midwife Specialist & AN/MP	13	14	13	14	13	+1	-1		-1	13
Staff Nurse/ Staff Midwife	43	39	41	36	36	-4	+2	-5		42
<b>Nursing &amp; Midwifery</b>	<b>77</b>	<b>81</b>	<b>83</b>	<b>75</b>	<b>74</b>	<b>+3</b>	<b>+2</b>	<b>-9</b>	<b>-1</b>	<b>80</b>
Therapy Professions	9	9	9	10	10	+1		+1		11
Health Science/ Diagnostics	195	205	190	195	193	+11	-15	+2	-3	205
Social Workers	5	5	5	5	5					5
Psychologists	3	3	5	4	4		+2	-1		4
Pharmacy	2	1	3	3	3	-1	+2			3
H&SC, Other	1	4	6	6	6	+3	+2			6
<b>Health &amp; Social Care Professionals</b>	<b>214</b>	<b>228</b>	<b>219</b>	<b>223</b>	<b>221</b>	<b>+14</b>	<b>-9</b>	<b>+2</b>	<b>-3</b>	<b>234</b>
Management (VIII & above)	6	5	6	6	6	-1	+1			6
Administrative/ Supervisory (V to VII)	34	36	33	35	34	+2	-3	+2	-1	36
Clerical (III & IV)	64	57	66	70	71	-7	+9	+5	+1	80
<b>Management &amp; Administrative</b>	<b>104</b>	<b>98</b>	<b>105</b>	<b>111</b>	<b>111</b>	<b>-6</b>	<b>+7</b>	<b>+6</b>		<b>122</b>
Support	60	57	54	52	53	-3	-4	-1	+1	54
Maintenance/ Technical	5	5	6	6	6		+1			6
<b>General Support</b>	<b>65</b>	<b>62</b>	<b>60</b>	<b>58</b>	<b>59</b>	<b>-3</b>	<b>-3</b>	<b>-1</b>	<b>+1</b>	<b>60</b>
Health Care Assistants	27	23	25	24	24	-5	+2	-1		24
Care, other	1	1	2	2	2		+1			2
<b>Patient &amp; Client Care</b>	<b>28</b>	<b>23</b>	<b>26</b>	<b>26</b>	<b>26</b>	<b>-5</b>	<b>+3</b>	<b>-1</b>		<b>26</b>

Staff Category /Staff Group	WTE Dec 2019	WTE Dec 2020	WTE Dec 2021	WTE Jun 2022	WTE Jul 2022	Change Dec 2019 to Dec 20	Change Dec 2020 to Dec 21	Change Dec 2021 to Jul 22	Change Jun 2022 to Jul 22	Headcount [No.] Jul 2022
<b>St. Michael's</b>	<b>397</b>	<b>404</b>	<b>407</b>	<b>410</b>	<b>420</b>	<b>+7</b>	<b>+3</b>	<b>+13</b>	<b>+10</b>	<b>488</b>
Consultants	10	10	10	9	9	-0	-1	-1	+0	9
Registrars	13	13	14	11	10		+1	-4	-2	11
SHO/ Interns	14	15	16	19	18	+1	+1	+2	-1	18
Medical/ Dental, other	0	0	0	2	2		-0	+2		3
<b>Medical &amp; Dental</b>	<b>38</b>	<b>39</b>	<b>40</b>	<b>41</b>	<b>38</b>	<b>+1</b>	<b>+1</b>	<b>-1</b>	<b>-3</b>	<b>41</b>
Nurse/ Midwife Manager	34	35	33	47	48	+1	-2	+15	+1	51
Nurse/ Midwife Specialist & AN/MP	28	26	16	16	15	-2	-10	-1	-1	17
Staff Nurse/ Staff Midwife	102	105	113	97	102	+3	+7	-11	+5	107
Nursing/ Midwifery Student				11	11			+11	-1	22
Nursing/ Midwifery other	5	4	4			-1	-1	-4		
<b>Nursing &amp; Midwifery</b>	<b>169</b>	<b>170</b>	<b>165</b>	<b>172</b>	<b>176</b>	<b>+1</b>	<b>-5</b>	<b>+11</b>	<b>+4</b>	<b>197</b>
Therapy Professions	22	17	19	20	19	-5	+2	-0	-1	23
Health Science/ Diagnostics	17	20	22	21	22	+3	+1	-0	+1	26
Social Workers	2	4	4	3	4	+2	+0	-0	+0	4
Pharmacy	9	7	9	7	7	-2	+2	-2	+0	8
H&SC, Other			1	1	1		+1			1
<b>Health &amp; Social Care Professionals</b>	<b>50</b>	<b>48</b>	<b>55</b>	<b>51</b>	<b>52</b>	<b>-2</b>	<b>+7</b>	<b>-3</b>	<b>+1</b>	<b>62</b>
Management (VIII & above)	1	3	2	1	1	+2	-1	-1		1
Administrative/ Supervisory (V to VII)	19	24	28	31	31	+5	+4	+3	+0	35
Clerical (III & IV)	43	42	38	37	41	-1	-4	+3	+4	54
<b>Management &amp; Administrative</b>	<b>63</b>	<b>69</b>	<b>68</b>	<b>69</b>	<b>72</b>	<b>+5</b>	<b>-1</b>	<b>+5</b>	<b>+4</b>	<b>90</b>
Support	48	48	49	47	48	-0	+1	-0	+2	62
Maintenance/ Technical	2	2	2	3	3			+1		3
<b>General Support</b>	<b>50</b>	<b>50</b>	<b>51</b>	<b>49</b>	<b>51</b>	<b>-0</b>	<b>+1</b>	<b>+0</b>	<b>+2</b>	<b>65</b>
Health Care Assistants	25	27	27	28	29	+2	+0	+2	+1	31
Care, other	2	2	1	0	1		-1	+0	+1	2
<b>Patient &amp; Client Care</b>	<b>27</b>	<b>29</b>	<b>28</b>	<b>28</b>	<b>30</b>	<b>+2</b>	<b>-1</b>	<b>+2</b>	<b>+2</b>	<b>33</b>

Staff Category /Staff Group	WTE Dec 2019	WTE Dec 2020	WTE Dec 2021	WTE Jun 2022	WTE Jul 2022	Change Dec 2019 to Dec 20	Change Dec 2020 to Dec 21	Change Dec 2021 to Jul 22	Change Jun 2022 to Jul 22	Headcount [No.] Jul 2022
<b>St. Vincent's University</b>	<b>2,838</b>	<b>3,087</b>	<b>3,234</b>	<b>3,251</b>	<b>3,260</b>	<b>+249</b>	<b>+147</b>	<b>+26</b>	<b>+8</b>	<b>3,497</b>
Consultants	145	154	163	163	168	+9	+9	+6	+5	188
Registrars	165	167	194	187	199	+3	+27	+5	+12	207
SHO/ Interns	126	179	167	166	161	+53	-13	-6	-6	164
Medical/ Dental, other	1	1	4	5	3	-0	+3	-1	-2	7
<b>Medical &amp; Dental</b>	<b>437</b>	<b>501</b>	<b>527</b>	<b>522</b>	<b>531</b>	<b>+64</b>	<b>+26</b>	<b>+3</b>	<b>+9</b>	<b>566</b>
Nurse/ Midwife Manager	183	233	253	248	260	+50	+20	+7	+12	278
Nurse/ Midwife Specialist & AN/MP	87	92	88	93	93	+5	-4	+5	-1	102
Staff Nurse/ Staff Midwife	724	720	827	863	821	-5	+108	-7	-42	861
Nursing/ Midwifery Student	17	66	11	42	42	+48	-55	+31		84
Nursing/ Midwifery other	14	9	3	5	4	-6	-6	+1	-1	6
<b>Nursing &amp; Midwifery</b>	<b>1,026</b>	<b>1,119</b>	<b>1,182</b>	<b>1,251</b>	<b>1,220</b>	<b>+93</b>	<b>+63</b>	<b>+38</b>	<b>-31</b>	<b>1,331</b>
Therapy Professions	104	115	105	100	105	+11	-10	-0	+5	110
Health Science/ Diagnostics	212	223	244	223	232	+11	+22	-12	+9	258
Social Workers	19	21	24	25	24	+2	+4	-0	-1	26
Psychologists	10	10	11	14	14	-1	+2	+3	+0	15
Pharmacy	58	59	55	54	56	+1	-4	+2	+2	58
H&SC, Other	0	0	0	1	1			+1	+0	2
<b>Health &amp; Social Care Professionals</b>	<b>404</b>	<b>428</b>	<b>440</b>	<b>417</b>	<b>433</b>	<b>+24</b>	<b>+13</b>	<b>-7</b>	<b>+16</b>	<b>469</b>
Management (VIII & above)	19	21	27	28	31	+2	+6	+4	+3	33
Administrative/ Supervisory (V to VII)	148	184	189	183	193	+36	+5	+3	+10	196
Clerical (III & IV)	288	269	293	276	285	-19	+24	-8	+9	313
<b>Management &amp; Administrative</b>	<b>455</b>	<b>474</b>	<b>510</b>	<b>487</b>	<b>509</b>	<b>+19</b>	<b>+35</b>	<b>-1</b>	<b>+22</b>	<b>542</b>
Support	292	317	312	312	313	+25	-5	+1	+1	318
Maintenance/ Technical	35	35	40	40	40		+5	-0	+0	40
<b>General Support</b>	<b>327</b>	<b>352</b>	<b>352</b>	<b>352</b>	<b>353</b>	<b>+25</b>	<b>-0</b>	<b>+1</b>	<b>+1</b>	<b>358</b>
Health Care Assistants	181	202	214	216	207	+22	+11	-7	-9	222
Care, other	8	10	9	7	7	+2	-1	-2	-0	9
<b>Patient &amp; Client Care</b>	<b>189</b>	<b>212</b>	<b>222</b>	<b>223</b>	<b>214</b>	<b>+23</b>	<b>+10</b>	<b>-8</b>	<b>-9</b>	<b>231</b>



Staff Category /Staff Group	WTE Dec 2019	WTE Dec 2020	WTE Dec 2021	WTE Jun 2022	WTE Jul 2022	Change Dec 2019 to Dec 20	Change Dec 2020 to Dec 21	Change Dec 2021 to Jul 22	Change Jun 2022 to Jul 22	Headcount [No.] Jul 2022
<b>UH Kerry</b>	<b>1,114</b>	<b>1,215</b>	<b>1,314</b>	<b>1,349</b>	<b>1,372</b>	<b>+101</b>	<b>+100</b>	<b>+58</b>	<b>+23</b>	<b>1,567</b>
Consultants	38	40	42	42	43	+2	+2	+2	+1	44
Registrars	54	55	66	67	71	+1	+11	+5	+4	73
SHO/ Interns	70	80	80	85	82	+10	+0	+1	-3	92
<b>Medical &amp; Dental</b>	<b>161</b>	<b>175</b>	<b>188</b>	<b>195</b>	<b>196</b>	<b>+14</b>	<b>+13</b>	<b>+8</b>	<b>+2</b>	<b>209</b>
Nurse/ Midwife Manager	106	103	111	106	108	-3	+8	-3	+2	120
Nurse/ Midwife Specialist & AN/MP	13	20	24	23	23	+8	+4	-1	+0	26
Staff Nurse/ Staff Midwife	346	372	397	390	397	+26	+25	+1	+7	470
Nursing/ Midwifery Student	5	6	3	22	22	+1	-3	+19		44
Nursing/ Midwifery other	1	1					-1			
<b>Nursing &amp; Midwifery</b>	<b>470</b>	<b>503</b>	<b>535</b>	<b>542</b>	<b>551</b>	<b>+33</b>	<b>+32</b>	<b>+16</b>	<b>+9</b>	<b>660</b>
Therapy Professions	26	34	38	42	43	+8	+3	+5	+1	51
Health Science/ Diagnostics	68	84	86	85	90	+16	+2	+4	+5	99
Social Workers	2	2	2	4	4		+1	+2	+0	4
Pharmacy	11	13	14	14	14	+2	+1	-0	+0	14
H&SC, Other	2	2					-2			
<b>Health &amp; Social Care Professionals</b>	<b>108</b>	<b>134</b>	<b>139</b>	<b>145</b>	<b>150</b>	<b>+26</b>	<b>+5</b>	<b>+11</b>	<b>+5</b>	<b>168</b>
Management (VIII & above)	4	3	5	5	5	-1	+2			5
Administrative/ Supervisory (V to VII)	12	19	25	27	27	+7	+6	+1	+0	29
Clerical (III & IV)	130	128	137	147	149	-2	+9	+12	+2	169
<b>Management &amp; Administrative</b>	<b>145</b>	<b>150</b>	<b>168</b>	<b>179</b>	<b>181</b>	<b>+5</b>	<b>+17</b>	<b>+14</b>	<b>+2</b>	<b>203</b>
Support	169	178	194	199	203	+9	+16	+9	+5	226
<b>General Support</b>	<b>169</b>	<b>178</b>	<b>194</b>	<b>199</b>	<b>203</b>	<b>+9</b>	<b>+16</b>	<b>+9</b>	<b>+5</b>	<b>226</b>
Health Care Assistants	61	74	90	89	89	+14	+16	-0	+0	100
Care, other			1	1	1		+1		+0	1
<b>Patient &amp; Client Care</b>	<b>61</b>	<b>74</b>	<b>91</b>	<b>90</b>	<b>90</b>	<b>+14</b>	<b>+17</b>	<b>-0</b>	<b>+0</b>	<b>101</b>

Staff Category /Staff Group	WTE Dec 2019	WTE Dec 2020	WTE Dec 2021	WTE Jun 2022	WTE Jul 2022	Change Dec 2019 to Dec 20	Change Dec 2020 to Dec 21	Change Dec 2021 to Jul 22	Change Jun 2022 to Jul 22	Headcount [No.] Jul 2022
<b>UH Limerick</b>	<b>2,814</b>	<b>3,122</b>	<b>3,560</b>	<b>3,588</b>	<b>3,625</b>	<b>+309</b>	<b>+438</b>	<b>+65</b>	<b>+37</b>	<b>3,994</b>
Consultants	125	141	150	150	151	+16	+9	+1	+1	159
Registrars	155	167	180	187	195	+11	+13	+15	+8	202
SHO/ Interns	155	213	222	213	212	+57	+9	-10	-2	263
Medical/ Dental, other	1	1	1	1	1			+0	+0	2
<b>Medical &amp; Dental</b>	<b>437</b>	<b>521</b>	<b>552</b>	<b>551</b>	<b>559</b>	<b>+84</b>	<b>+32</b>	<b>+6</b>	<b>+8</b>	<b>626</b>
Nurse/ Midwife Manager	198	204	238	255	252	+6	+34	+14	-3	272
Nurse/ Midwife Specialist & AN/MP	53	57	60	67	71	+4	+4	+11	+4	77
Staff Nurse/ Staff Midwife	756	826	971	936	949	+70	+145	-22	+13	1,059
Nursing/ Midwifery Student	0	1	2	27	27	+1	+1	+25	-0	53
Nursing/ Midwifery other	6	7	7	6	5	+0	-0	-2	-1	6
<b>Nursing &amp; Midwifery</b>	<b>1,014</b>	<b>1,095</b>	<b>1,278</b>	<b>1,291</b>	<b>1,304</b>	<b>+81</b>	<b>+183</b>	<b>+26</b>	<b>+13</b>	<b>1,467</b>
Therapy Professions	64	74	99	87	87	+10	+24	-12	-0	94
Health Science/ Diagnostics	217	221	237	216	224	+4	+16	-14	+8	241
Social Workers	10	10	14	12	11	-0	+4	-3	-0	13
Psychologists	3	4	4	4	4	+1	+0	+0	+0	6
Pharmacy	37	41	48	52	53	+4	+7	+5	+1	59
H&SC, Other	7	6	14	10	9	-1	+8	-5	-0	10
<b>Health &amp; Social Care Professionals</b>	<b>338</b>	<b>356</b>	<b>416</b>	<b>380</b>	<b>388</b>	<b>+18</b>	<b>+60</b>	<b>-28</b>	<b>+8</b>	<b>423</b>
Management (VIII & above)	25	22	27	27	26	-2	+4	-1	-1	26
Administrative/ Supervisory (V to VII)	77	97	137	155	157	+19	+41	+20	+2	166
Clerical (III & IV)	317	338	376	390	399	+21	+39	+22	+9	427
<b>Management &amp; Administrative</b>	<b>419</b>	<b>457</b>	<b>540</b>	<b>571</b>	<b>582</b>	<b>+37</b>	<b>+84</b>	<b>+41</b>	<b>+10</b>	<b>619</b>
Support	196	435	488	513	517	+239	+53	+29	+4	558
Maintenance/ Technical	32	31	34	30	30	-1	+3	-4	-0	30
<b>General Support</b>	<b>227</b>	<b>465</b>	<b>521</b>	<b>543</b>	<b>547</b>	<b>+238</b>	<b>+56</b>	<b>+25</b>	<b>+4</b>	<b>588</b>
Health Care Assistants	374	225	248	249	243	-149	+23	-5	-5	266
Care, other	5	3	3	3	3	-1	-0	-0	+0	5
<b>Patient &amp; Client Care</b>	<b>379</b>	<b>229</b>	<b>251</b>	<b>251</b>	<b>246</b>	<b>-150</b>	<b>+23</b>	<b>-5</b>	<b>-5</b>	<b>271</b>

Staff Category /Staff Group	WTE Dec 2019	WTE Dec 2020	WTE Dec 2021	WTE Jun 2022	WTE Jul 2022	Change Dec 2019 to Dec 20	Change Dec 2020 to Dec 21	Change Dec 2021 to Jul 22	Change Jun 2022 to Jul 22	Headcount [No.] Jul 2022
<b>UH Waterford</b>	<b>1,949</b>	<b>2,103</b>	<b>2,183</b>	<b>2,264</b>	<b>2,300</b>	<b>+154</b>	<b>+80</b>	<b>+117</b>	<b>+36</b>	<b>2,572</b>
Consultants	110	119	128	130	131	+9	+8	+3	+0	137
Registrars	110	116	123	127	133	+6	+7	+10	+6	134
SHO/ Interns	111	131	125	133	130	+20	-6	+5	-3	147
Medical/ Dental, other	1	1	1	1	2			+1	+1	2
<b>Medical &amp; Dental</b>	<b>332</b>	<b>368</b>	<b>377</b>	<b>391</b>	<b>396</b>	<b>+36</b>	<b>+9</b>	<b>+19</b>	<b>+5</b>	<b>420</b>
Nurse/ Midwife Manager	151	151	159	163	165	+0	+8	+6	+2	185
Nurse/ Midwife Specialist & AN/MP	34	44	47	52	52	+9	+4	+4	-1	58
Staff Nurse/ Staff Midwife	544	606	612	615	627	+62	+6	+15	+12	722
Nursing/ Midwifery Student	6	1	1	10	10	-5		+9	-0	20
Nursing/ Midwifery other	5	5	5	5	5		-1	+0	+0	6
<b>Nursing &amp; Midwifery</b>	<b>741</b>	<b>807</b>	<b>824</b>	<b>845</b>	<b>858</b>	<b>+66</b>	<b>+17</b>	<b>+34</b>	<b>+13</b>	<b>991</b>
Therapy Professions	55	66	71	82	80	+11	+5	+9	-2	90
Health Science/ Diagnostics	172	184	201	199	208	+12	+17	+7	+9	231
Social Workers	3	4	2	5	4	+1	-2	+2	-0	5
Pharmacy	24	31	34	39	38	+8	+2	+5	-0	44
H&SC, Other	5	4	6	2	2	-1	+2	-4		2
<b>Health &amp; Social Care Professionals</b>	<b>259</b>	<b>289</b>	<b>313</b>	<b>326</b>	<b>333</b>	<b>+30</b>	<b>+24</b>	<b>+20</b>	<b>+7</b>	<b>372</b>
Management (VIII & above)	7	8	8	9	9	+1	-0	+1	+0	9
Administrative/ Supervisory (V to VII)	49	63	75	86	86	+14	+12	+11	-0	90
Clerical (III & IV)	268	263	264	274	276	-5	+1	+12	+2	307
<b>Management &amp; Administrative</b>	<b>324</b>	<b>333</b>	<b>347</b>	<b>369</b>	<b>370</b>	<b>+10</b>	<b>+13</b>	<b>+24</b>	<b>+1</b>	<b>406</b>
Support	200	200	203	213	220	+1	+2	+17	+6	243
Maintenance/ Technical	16	18	18	18	18	+2	-0	+0	-0	18
<b>General Support</b>	<b>215</b>	<b>218</b>	<b>220</b>	<b>231</b>	<b>237</b>	<b>+3</b>	<b>+2</b>	<b>+17</b>	<b>+6</b>	<b>261</b>
Health Care Assistants	77	86	102	101	105	+9	+16	+4	+4	121
Care, other	2	2	1	1	1	-0	-1			1
<b>Patient &amp; Client Care</b>	<b>79</b>	<b>88</b>	<b>103</b>	<b>102</b>	<b>106</b>	<b>+9</b>	<b>+15</b>	<b>+4</b>	<b>+4</b>	<b>122</b>

Staff Category /Staff Group	WTE Dec 2019	WTE Dec 2020	WTE Dec 2021	WTE Jun 2022	WTE Jul 2022	Change Dec 2019 to Dec 20	Change Dec 2020 to Dec 21	Change Dec 2021 to Jul 22	Change Jun 2022 to Jul 22	Headcount [No.] Jul 2022
<b>UMH Limerick</b>	<b>375</b>	<b>393</b>	<b>383</b>	<b>394</b>	<b>387</b>	<b>+18</b>	<b>-10</b>	<b>+4</b>	<b>-6</b>	<b>442</b>
Consultants	16	15	15	15	15	-1		-0		16
Registrars	16	17	14	15	14	+1	-3	-0	-1	14
SHO/ Interns	17	13	12	16	9	-4	-1	-3	-6	12
<b>Medical &amp; Dental</b>	<b>48</b>	<b>45</b>	<b>41</b>	<b>46</b>	<b>38</b>	<b>-3</b>	<b>-4</b>	<b>-3</b>	<b>-7</b>	<b>42</b>
Nurse/ Midwife Manager	33	42	44	41	42	+9	+2	-2	+2	45
Nurse/ Midwife Specialist & AN/MP	4	4	6	5	4	+1	+1	-2	-1	5
Staff Nurse/ Staff Midwife	166	174	171	166	166	+8	-3	-5	-0	194
Nursing/ Midwifery Student	19	11	6	14	13	-8	-5	+7	-1	22
Nursing/ Midwifery other	3	5	4	5	5	+1	-1	+2	+1	6
<b>Nursing &amp; Midwifery</b>	<b>225</b>	<b>236</b>	<b>230</b>	<b>230</b>	<b>230</b>	<b>+11</b>	<b>-6</b>	<b>+0</b>	<b>-0</b>	<b>272</b>
Therapy Professions	2	2	2	1	1	-1	-0	-1	+0	1
Health Science/ Diagnostics	1	1	1	1	1		-0	+0		1
Social Workers	1	1					-1			
<b>Health &amp; Social Care Professionals</b>	<b>4</b>	<b>4</b>	<b>2</b>	<b>2</b>	<b>2</b>	<b>-1</b>	<b>-1</b>	<b>-1</b>	<b>+0</b>	<b>2</b>
Management (VIII & above)		1	1	1	1	+1			+0	1
Administrative/ Supervisory (V to VII)	2	2	4	5	5	-0	+2	+1	-0	5
Clerical (III & IV)	34	38	38	39	40	+4	+0	+2	+0	42
<b>Management &amp; Administrative</b>	<b>36</b>	<b>41</b>	<b>43</b>	<b>45</b>	<b>46</b>	<b>+5</b>	<b>+2</b>	<b>+3</b>	<b>+0</b>	<b>48</b>
Support	21	46	45	49	50	+26	-1	+5	+1	55
<b>General Support</b>	<b>21</b>	<b>46</b>	<b>45</b>	<b>49</b>	<b>50</b>	<b>+26</b>	<b>-1</b>	<b>+5</b>	<b>+1</b>	<b>55</b>
Health Care Assistants	39	21	21	21	21	-19	+0	-0	+0	22
Care, other	1	0	0	0	0	-1				1
<b>Patient &amp; Client Care</b>	<b>40</b>	<b>21</b>	<b>21</b>	<b>21</b>	<b>21</b>	<b>-19</b>	<b>+0</b>	<b>-0</b>	<b>+0</b>	<b>23</b>

Staff Category /Staff Group	WTE Dec 2019	WTE Dec 2020	WTE Dec 2021	WTE Jun 2022	WTE Jul 2022	Change Dec 2019 to Dec 20	Change Dec 2020 to Dec 21	Change Dec 2021 to Jul 22	Change Jun 2022 to Jul 22	Headcount [No.] Jul 2022
<b>Wexford General</b>	<b>1,024</b>	<b>1,055</b>	<b>1,107</b>	<b>1,142</b>	<b>1,141</b>	<b>+31</b>	<b>+52</b>	<b>+33</b>	<b>-1</b>	<b>1,285</b>
Consultants	34	37	37	36	37	+4	-1	-0	+0	39
Registrars	53	50	54	55	49	-2	+3	-5	-6	49
SHO/ Interns	61	60	73	74	75	-1	+13	+3	+2	85
Medical/ Dental, other	5	6	5	5	7	+1	-1	+2	+2	8
<b>Medical &amp; Dental</b>	<b>152</b>	<b>154</b>	<b>168</b>	<b>170</b>	<b>167</b>	<b>+1</b>	<b>+15</b>	<b>-1</b>	<b>-2</b>	<b>181</b>
Nurse/ Midwife Manager	85	83	90	93	94	-2	+7	+5	+1	103
Nurse/ Midwife Specialist & AN/MP	20	24	25	26	27	+5	+1	+1	+0	30
Staff Nurse/ Staff Midwife	290	300	317	337	335	+10	+17	+18	-2	390
Nursing/ Midwifery Student	1	3	1	4	4	+2	-2	+3	+0	7
<b>Nursing &amp; Midwifery</b>	<b>395</b>	<b>410</b>	<b>433</b>	<b>460</b>	<b>460</b>	<b>+15</b>	<b>+23</b>	<b>+27</b>	<b>-0</b>	<b>530</b>
Therapy Professions	25	29	25	28	27	+4	-4	+2	-1	31
Health Science/ Diagnostics	37	37	41	42	44	-0	+4	+3	+2	49
Social Workers	1	1	2	1	1		+1	-1		1
Pharmacy	11	13	15	16	16	+2	+2	+1	+0	18
H&SC, Other			1	1			+1	-1	-1	
<b>Health &amp; Social Care Professionals</b>	<b>74</b>	<b>79</b>	<b>83</b>	<b>88</b>	<b>88</b>	<b>+5</b>	<b>+4</b>	<b>+5</b>	<b>+1</b>	<b>99</b>
Management (VIII & above)	2	4	3	4	4	+2	-1	+1	+0	4
Administrative/ Supervisory (V to VII)	15	22	31	35	36	+7	+9	+5	+1	37
Clerical (III & IV)	116	116	107	105	105	-0	-9	-2	-0	115
<b>Management &amp; Administrative</b>	<b>132</b>	<b>142</b>	<b>141</b>	<b>144</b>	<b>145</b>	<b>+9</b>	<b>-1</b>	<b>+4</b>	<b>+1</b>	<b>156</b>
Support	206	174	181	170	170	-33	+8	-11	+0	198
Maintenance/ Technical	6	5	6	8	8	-0	+0	+2	-0	9
<b>General Support</b>	<b>212</b>	<b>179</b>	<b>187</b>	<b>178</b>	<b>178</b>	<b>-33</b>	<b>+8</b>	<b>-9</b>	<b>+0</b>	<b>207</b>
Health Care Assistants	57	90	93	100	101	+33	+3	+8	+0	110
Care, other	2	2	2	2	2			-1	-1	2
<b>Patient &amp; Client Care</b>	<b>59</b>	<b>92</b>	<b>95</b>	<b>102</b>	<b>102</b>	<b>+33</b>	<b>+3</b>	<b>+7</b>	<b>-0</b>	<b>112</b>

Staff Category /Staff Group	WTE Dec 2019	WTE Dec 2020	WTE Dec 2021	WTE Jun 2022	WTE Jul 2022	Change Dec 2019 to Dec 20	Change Dec 2020 to Dec 21	Change Dec 2021 to Jul 22	Change Jun 2022 to Jul 22	Headcount [No.] Jul 2022
<b>Tallaght University</b>	<b>2,683</b>	<b>2,812</b>	<b>2,949</b>	<b>3,017</b>	<b>3,074</b>	<b>+128</b>	<b>+137</b>	<b>+125</b>	<b>+57</b>	<b>3,611</b>
Consultants	117	132	139	148	150	+16	+7	+11	+2	164
Registrars	145	146	160	158	167	+1	+14	+7	+9	278
SHO/ Interns	104	119	116	114	118	+15	-4	+2	+3	203
<b>Medical &amp; Dental</b>	<b>366</b>	<b>398</b>	<b>415</b>	<b>421</b>	<b>435</b>	<b>+32</b>	<b>+17</b>	<b>+20</b>	<b>+14</b>	<b>645</b>
Nurse/ Midwife Manager	223	232	242	246	252	+8	+10	+10	+6	272
Nurse/ Midwife Specialist & AN/MP	42	54	54	55	57	+11	+0	+3	+2	63
Staff Nurse/ Staff Midwife	709	740	776	787	758	+31	+35	-18	-29	836
Nursing/ Midwifery Student	13	23	22	51	95	+10	-1	+73	+44	136
Nursing/ Midwifery other	3	3	4	6	4		+1	-0	-1	5
<b>Nursing &amp; Midwifery</b>	<b>990</b>	<b>1,051</b>	<b>1,097</b>	<b>1,144</b>	<b>1,166</b>	<b>+61</b>	<b>+46</b>	<b>+69</b>	<b>+22</b>	<b>1,312</b>
Therapy Professions	114	119	130	135	135	+5	+11	+6	-0	146
Health Science/ Diagnostics	207	217	222	219	227	+9	+5	+5	+7	248
Social Workers	22	24	24	27	27	+2	+1	+3	-0	29
Psychologists	4	5	6	4	4	+1	+2	-2	+0	5
Pharmacy	65	65	69	64	62	-1	+4	-7	-2	70
H&SC, Other	6	6	6	2	2			-4		2
<b>Health &amp; Social Care Professionals</b>	<b>419</b>	<b>434</b>	<b>457</b>	<b>453</b>	<b>458</b>	<b>+15</b>	<b>+22</b>	<b>+1</b>	<b>+5</b>	<b>500</b>
Management (VIII & above)	36	41	43	44	43	+5	+2	+0	-1	43
Administrative/ Supervisory (V to VII)	174	174	184	191	194	+0	+10	+11	+3	205
Clerical (III & IV)	276	281	304	304	307	+5	+23	+3	+3	358
<b>Management &amp; Administrative</b>	<b>486</b>	<b>496</b>	<b>530</b>	<b>539</b>	<b>544</b>	<b>+10</b>	<b>+34</b>	<b>+14</b>	<b>+5</b>	<b>606</b>
Support	217	217	229	229	234	+0	+11	+5	+5	267
Maintenance/ Technical	20	20	20	21	21	-0	+0	+1	-0	21
<b>General Support</b>	<b>237</b>	<b>237</b>	<b>249</b>	<b>250</b>	<b>255</b>	<b>+0</b>	<b>+12</b>	<b>+6</b>	<b>+5</b>	<b>288</b>
Health Care Assistants	180	188	195	207	213	+9	+7	+17	+6	253
Care, other	6	6	6	5	5	+1	-0	-1	+0	7
<b>Patient &amp; Client Care</b>	<b>185</b>	<b>195</b>	<b>201</b>	<b>211</b>	<b>218</b>	<b>+10</b>	<b>+7</b>	<b>+16</b>	<b>+7</b>	<b>260</b>

Staff Category /Staff Group	WTE Dec 2019	WTE Dec 2020	WTE Dec 2021	WTE Jun 2022	WTE Jul 2022	Change Dec 2019 to Dec 20	Change Dec 2020 to Dec 21	Change Dec 2021 to Jul 22	Change Jun 2022 to Jul 22	Headcount [No.] Jul 2022
<b>Royal Victoria Eye &amp; Ear</b>	<b>291</b>	<b>313</b>	<b>332</b>	<b>335</b>	<b>340</b>	<b>+22</b>	<b>+18</b>	<b>+9</b>	<b>+5</b>	<b>393</b>
Consultants	23	26	28	28	28	+3	+1	+1	+0	33
Registrars	20	22	26	26	28	+2	+4	+3	+3	29
SHO/ Interns	16	15	16	17	15	-1	+1	-1	-2	17
Medical/ Dental, other	5	5	4	5	4	+0	-1	-0	-0	7
<b>Medical &amp; Dental</b>	<b>63</b>	<b>67</b>	<b>73</b>	<b>75</b>	<b>75</b>	<b>+5</b>	<b>+6</b>	<b>+2</b>	<b>+0</b>	<b>86</b>
Nurse/ Midwife Manager	24	25	25	27	29	+1	+1	+4	+2	30
Nurse/ Midwife Specialist & AN/MP	9	13	15	14	15	+4	+2	+0	+1	17
Staff Nurse/ Staff Midwife	81	82	86	88	84	+1	+4	-2	-4	99
Nursing/ Midwifery other	2	1	1	1	1	-1				1
<b>Nursing &amp; Midwifery</b>	<b>115</b>	<b>120</b>	<b>127</b>	<b>131</b>	<b>130</b>	<b>+5</b>	<b>+7</b>	<b>+3</b>	<b>-1</b>	<b>147</b>
Therapy Professions	3	3	3	3	3	-0		+0	+0	6
Health Science/ Diagnostics	2	2	1	2	2	+1	-1	+1	+0	3
Social Workers	2	1	2	1	1	-1	+1	-1	+0	1
Pharmacy	3	4	3	4	4	+1	-1	+1		4
H&SC, Other	4	4	4	4	4		+1	+0	+0	5
<b>Health &amp; Social Care Professionals</b>	<b>13</b>	<b>14</b>	<b>13</b>	<b>14</b>	<b>14</b>	<b>+0</b>	<b>-1</b>	<b>+1</b>	<b>+0</b>	<b>19</b>
Management (VIII & above)	3	4	4	5	5	+1		+1		5
Administrative/ Supervisory (V to VII)	24	28	31	30	32	+4	+4	+1	+2	36
Clerical (III & IV)	36	38	41	36	39	+2	+3	-2	+2	49
<b>Management &amp; Administrative</b>	<b>63</b>	<b>70</b>	<b>76</b>	<b>72</b>	<b>76</b>	<b>+7</b>	<b>+6</b>	<b>-0</b>	<b>+4</b>	<b>90</b>
Support	28	29	27	28	29	+2	-2	+1	+1	34
<b>General Support</b>	<b>28</b>	<b>29</b>	<b>27</b>	<b>28</b>	<b>29</b>	<b>+2</b>	<b>-2</b>	<b>+1</b>	<b>+1</b>	<b>34</b>
Health Care Assistants	9	13	15	16	16	+4	+2	+1		17
<b>Patient &amp; Client Care</b>	<b>9</b>	<b>13</b>	<b>15</b>	<b>16</b>	<b>16</b>	<b>+4</b>	<b>+2</b>	<b>+1</b>		<b>17</b>

Staff Category /Staff Group	WTE	WTE Dec 2020	WTE Dec 2021	WTE Jun 2022	WTE Jul 2022	Change to Dec 20	Change Dec 2020 to Dec 21	Change Dec 2021 to Jul 22	Change Jun 2022 to Jul 22	Headcount [No.] Jul 2022
<b>IEHG Bank</b>		<b>8</b>	<b>9</b>	<b>15</b>	<b>16</b>	<b>+8</b>	<b>+1</b>	<b>+7</b>	<b>+1</b>	<b>22</b>
Staff Nurse/ Staff Midwife		8	9	15	15	+8	+1	+7	+1	21
<b>Nursing &amp; Midwifery</b>		<b>8</b>	<b>9</b>	<b>15</b>	<b>15</b>	<b>+8</b>	<b>+1</b>	<b>+7</b>	<b>+1</b>	<b>21</b>
Health Care Assistants		0	0	0	0	+0	+0	-0	-0	1
<b>Patient &amp; Client Care</b>		<b>0</b>	<b>0</b>	<b>0</b>	<b>0</b>	<b>+0</b>	<b>+0</b>	<b>-0</b>	<b>-0</b>	<b>1</b>

Staff Category /Staff Group	WTE Dec 2019	WTE Dec 2020	WTE Dec 2021	WTE Jun 2022	WTE Jul 2022	Change Dec 2019 to Dec 20	Change Dec 2020 to Dec 21	Change Dec 2021 to Jul 22	Change Jun 2022 to Jul 22	Headcount [No.] Jul 2022
<b>Hospital Group HQ</b>	<b>213</b>	<b>263</b>	<b>447</b>	<b>380</b>	<b>375</b>	<b>+50</b>	<b>+184</b>	<b>-72</b>	<b>-6</b>	<b>420</b>
Consultants	1	1	3	1	1		+2	-1	+0	2
Medical/ Dental, other	1	2	2	2	2	+1	+1	-0	-0	4
<b>Medical &amp; Dental</b>	<b>2</b>	<b>3</b>	<b>5</b>	<b>3</b>	<b>3</b>	<b>+1</b>	<b>+2</b>	<b>-2</b>	<b>-0</b>	<b>6</b>
Nurse/ Midwife Manager	21	22	40	41	41	+1	+18	+1	+0	46
Staff Nurse/ Staff Midwife	1	4	4	3	1	+3	-0	-2	-2	10
Public Health Nurse		0	0	0	0	+0	+0	-0	-0	1
Nursing/ Midwifery other	8	7	6	1		-1	-1	-6	-1	
<b>Nursing &amp; Midwifery</b>	<b>29</b>	<b>33</b>	<b>50</b>	<b>45</b>	<b>43</b>	<b>+3</b>	<b>+17</b>	<b>-7</b>	<b>-2</b>	<b>57</b>
Therapy Professions	1	1	2	2	2		+1	-0	-0	2
Health Science/ Diagnostics	2	2	3	3	3		+1		+0	3
Pharmacy			8	7	5		+8	-3	-2	7
H&SC, Other			59	8	6		+59	-53	-1	20
<b>Health &amp; Social Care Professionals</b>	<b>3</b>	<b>3</b>	<b>73</b>	<b>20</b>	<b>17</b>		<b>+70</b>	<b>-56</b>	<b>-3</b>	<b>32</b>
Management (VIII & above)	73	89	105	116	115	+17	+15	+10	-2	117
Administrative/ Supervisory (V to VII)	92	108	139	154	160	+16	+31	+20	+6	166
Clerical (III & IV)	13	28	75	41	37	+15	+47	-37	-3	41
<b>Management &amp; Administrative</b>	<b>177</b>	<b>225</b>	<b>318</b>	<b>311</b>	<b>312</b>	<b>+47</b>	<b>+94</b>	<b>-7</b>	<b>+1</b>	<b>324</b>
Maintenance/ Technical	1					-1				
<b>General Support</b>	<b>1</b>					<b>-1</b>				
Health Care Assistants			1	0	0		+1	-0	-0	1

Care, other					1					-1	
<b>Patient &amp; Client Care</b>				<b>1</b>	<b>1</b>	<b>0</b>			<b>+1</b>	<b>-0</b>	<b>-1</b>

Staff Category /Staff Group	WTE Dec 2019	WTE Dec 2020	WTE Dec 2021	WTE Jun 2022	WTE Jul 2022	Change Dec 2019 to Dec 20	Change Dec 2020 to Dec 21	Change Dec 2021 to Jul 22	Change Jun 2022 to Jul 22	Headcount [No.] Jul 2022
<b>Ambulance Services</b>	<b>1,933</b>	<b>1,990</b>	<b>2,060</b>	<b>2,028</b>	<b>2,031</b>	<b>+57</b>	<b>+70</b>	<b>-29</b>	<b>+2</b>	<b>2,106</b>
Consultants	1	1	1	1	1					1
Registrars			1				+1	-1		
SHO/ Interns			1				+1	-1		
<b>Medical &amp; Dental</b>	<b>1</b>	<b>1</b>	<b>3</b>	<b>1</b>	<b>1</b>		<b>+2</b>	<b>-2</b>		<b>1</b>
Nurse/ Midwife Manager	1	1	2	2	2		+1	+0		2
Staff Nurse/ Staff Midwife	1	1					-1			
<b>Nursing &amp; Midwifery</b>	<b>2</b>	<b>2</b>	<b>2</b>	<b>2</b>	<b>2</b>		<b>-0</b>	<b>+0</b>		<b>2</b>
Therapy Professions	1	1					-1			
<b>Health &amp; Social Care Professionals</b>	<b>1</b>	<b>1</b>					<b>-1</b>			
Management (VIII & above)	12	14	12	15	15	+2	-2	+3	+0	15
Administrative/ Supervisory (V to VII)	29	33	49	49	49	+4	+16	+1	+0	50
Clerical (III & IV)	41	42	43	46	45	+0	+1	+2	-1	49
<b>Management &amp; Administrative</b>	<b>82</b>	<b>89</b>	<b>104</b>	<b>110</b>	<b>109</b>	<b>+7</b>	<b>+15</b>	<b>+6</b>	<b>-0</b>	<b>114</b>
Support	4	4	2	4	4	+0	-1	+1		4
Maintenance/ Technical	2	2	1	1	1		-1			1
<b>General Support</b>	<b>6</b>	<b>6</b>	<b>3</b>	<b>5</b>	<b>5</b>	<b>+0</b>	<b>-2</b>	<b>+1</b>		<b>5</b>
Health Care Assistants	2	2	1	1	1		-1	+0	+0	1
Ambulance Staff	1,825	1,876	1,935	1,899	1,902	+51	+59	-33	+3	1,972
Care, other	15	14	13	11	11	-1	-1	-2	-0	11
<b>Patient &amp; Client Care</b>	<b>1,841</b>	<b>1,892</b>	<b>1,948</b>	<b>1,911</b>	<b>1,914</b>	<b>+50</b>	<b>+57</b>	<b>-35</b>	<b>+3</b>	<b>1,984</b>

Staff Category /Staff Group	WTE Dec 2019	WTE Dec 2020	WTE Dec 2021	WTE Jun 2022	WTE Jul 2022	Change Dec 2019 to Dec 20	Change Dec 2020 to Dec 21	Change Dec 2021 to Jul 22	Change Jun 2022 to Jul 22	Headcount [No.] Jul 2022
<b>National Rehabilitation</b>	<b>457</b>	<b>555</b>	<b>608</b>	<b>602</b>	<b>610</b>	<b>+97</b>	<b>+53</b>	<b>+2</b>	<b>+8</b>	<b>675</b>
Consultants	12	12	12	12	12			-0	+0	15
Registrars	4	8	7	7	9	+4	-1	+2	+2	9
SHO/ Interns	6	7	8	9	12	+1	+1	+4	+3	12
<b>Medical &amp; Dental</b>	<b>22</b>	<b>27</b>	<b>27</b>	<b>28</b>	<b>32</b>	<b>+5</b>		<b>+5</b>	<b>+5</b>	<b>36</b>
Nurse/ Midwife Manager	33	35	40	41	41	+3	+5	+1	+1	43
Nurse/ Midwife Specialist & AN/MP	3	3	2	2	2	+0	-1	+0	+0	2
Staff Nurse/ Staff Midwife	91	115	133	131	132	+24	+18	-1	+1	138
Nursing/ Midwifery other	1					-1				
<b>Nursing &amp; Midwifery</b>	<b>127</b>	<b>153</b>	<b>175</b>	<b>174</b>	<b>175</b>	<b>+26</b>	<b>+22</b>	<b>+0</b>	<b>+2</b>	<b>183</b>
Therapy Professions	92	108	123	115	115	+15	+16	-8	+0	134
Health Science/ Diagnostics	4	6	7	6	7	+2	+0		+1	7
Social Care	1	1	1	1	1					2
Social Workers	12	17	18	19	20	+5	+1	+2	+0	22
Psychologists	11	14	16	16	17	+3	+2	+1	+1	19
Pharmacy	6	9	9	9	9	+2	+0	+0	+0	11
H&SC, Other	1	1		1	1	-0	-1	+1	-0	1
<b>Health &amp; Social Care Professionals</b>	<b>127</b>	<b>155</b>	<b>174</b>	<b>167</b>	<b>169</b>	<b>+28</b>	<b>+18</b>	<b>-5</b>	<b>+2</b>	<b>196</b>
Management (VIII & above)	3	5	6	7	7	+2	+1	+1		7
Administrative/ Supervisory (V to VII)	28	32	30	31	31	+4	-2	+2	+0	32
Clerical (III & IV)	38	45	46	46	45	+7	+0	-1	-1	54
<b>Management &amp; Administrative</b>	<b>69</b>	<b>82</b>	<b>81</b>	<b>84</b>	<b>83</b>	<b>+13</b>	<b>-1</b>	<b>+2</b>	<b>-1</b>	<b>93</b>
Support	29	39	44	44	44	+10	+5			54
Maintenance/ Technical	8	11	11	12	12	+3		+1		12
<b>General Support</b>	<b>37</b>	<b>50</b>	<b>55</b>	<b>56</b>	<b>56</b>	<b>+13</b>	<b>+5</b>	<b>+1</b>		<b>66</b>
Health Care Assistants	71	84	92	90	90	+13	+8	-2	+0	97
Care, other	3	3	3	3	3	-1	+1	+0	+0	4
<b>Patient &amp; Client Care</b>	<b>74</b>	<b>86</b>	<b>95</b>	<b>93</b>	<b>93</b>	<b>+13</b>	<b>+8</b>	<b>-2</b>	<b>+0</b>	<b>101</b>

Staff Category /Staff Group	WTE Dec 2019	WTE Dec 2020	WTE Dec 2021	WTE Jun 2022	WTE Jul 2022	Change Dec 2019 to Dec 20	Change Dec 2020 to Dec 21	Change Dec 2021 to Jul 22	Change Jun 2022 to Jul 22	Headcount [No.] Jul 2022
<b>Other</b>	<b>91</b>	<b>101</b>	<b>111</b>	<b>114</b>	<b>115</b>	<b>+10</b>	<b>+10</b>	<b>+5</b>	<b>+1</b>	<b>120</b>
Nurse/ Midwife Manager	14	14	14	14	14	+0	-0	-1	-0	14
<b>Nursing &amp; Midwifery</b>	<b>14</b>	<b>14</b>	<b>14</b>	<b>14</b>	<b>14</b>	<b>+0</b>	<b>-0</b>	<b>-1</b>	<b>-0</b>	<b>14</b>
Health Science/ Diagnostics	3	3	4	4	4		+1			4
Social Workers	1	1					-1			
Pharmacy	4	4	6	8	8	-0	+2	+2		8
<b>Health &amp; Social Care Professionals</b>	<b>8</b>	<b>8</b>	<b>10</b>	<b>12</b>	<b>12</b>	<b>-0</b>	<b>+2</b>	<b>+2</b>		<b>12</b>
Management (VIII & above)	31	35	36	35	35	+3	+2	-2	+0	37
Administrative/ Supervisory (V to VII)	34	38	40	46	47	+4	+3	+7	+2	49
Clerical (III & IV)	4	6	10	8	8	+2	+4	-2	+0	8
<b>Management &amp; Administrative</b>	<b>69</b>	<b>79</b>	<b>87</b>	<b>88</b>	<b>90</b>	<b>+9</b>	<b>+8</b>	<b>+3</b>	<b>+2</b>	<b>94</b>

**Employment by Acute Services, Community Services by Care Group etc. Jul 2022**

July 2022	WTE Dec 2019	WTE Dec 2020	WTE Dec 2021	WTE Jun 2022	WTE Jul 2022	Change Dec 2019 to Dec 20	Change Dec 2020 to Dec 21	Change Dec 2021 to Jul 22	Change Jun 2022 to Jul 22	Headcount [No.] Jul 2022
<b>Overall</b>	<b>119,817</b>	<b>126,174</b>	<b>132,323</b>	<b>134,833</b>	<b>135,294</b>	<b>+6,357</b>	<b>+6,149</b>	<b>+2,971</b>	<b>+461</b>	<b>155,595</b>
<b>Acute Services</b>	<b>62,537</b>	<b>66,439</b>	<b>70,129</b>	<b>71,583</b>	<b>72,197</b>	<b>+3,902</b>	<b>+3,690</b>	<b>+2,067</b>	<b>+614</b>	<b>81,659</b>
CHWB		18	20	21	23	+18	+2	+2	+1	27
MH	953	976	1,007	1,023	1,023	+23	+31	+16	+0	1,138
PC	1,182	1,296	1,456	1,587	1,556	+115	+159	+101	-30	1,853
Older People	1,836	1,918	1,988	2,002	2,009	+82	+71	+20	+7	2,400
Disabilities	1,498	1,547	1,617	1,687	1,701	+48	+71	+84	+15	1,905
<b>CHO 1</b>	<b>5,468</b>	<b>5,755</b>	<b>6,089</b>	<b>6,319</b>	<b>6,312</b>	<b>+287</b>	<b>+334</b>	<b>+223</b>	<b>-7</b>	<b>7,323</b>
CHWB		10	10	19	19	+10	+0	+9	-0	20
MH	1,308	1,340	1,321	1,321	1,295	+32	-19	-26	-26	1,428
PC	1,134	1,235	1,378	1,357	1,331	+101	+144	-47	-26	1,602
Older People	1,606	1,590	1,527	1,532	1,526	-16	-63	-1	-7	1,803
CHO Operations				69	72			+72	+3	77
Disabilities	1,497	1,516	1,582	1,589	1,593	+19	+67	+10	+4	1,928
<b>CHO 2</b>	<b>5,545</b>	<b>5,690</b>	<b>5,819</b>	<b>5,888</b>	<b>5,836</b>	<b>+145</b>	<b>+129</b>	<b>+17</b>	<b>-51</b>	<b>6,858</b>
CHWB		13	25	36	33	+13	+12	+8	-3	38
MH	795	809	824	821	821	+13	+15	-3	-0	905
PC	764	812	933	1,034	997	+48	+121	+65	-37	1,194
Older People	974	1,029	1,190	1,255	1,256	+54	+161	+67	+2	1,554
Disabilities	1,823	1,947	1,975	1,985	1,981	+124	+27	+6	-3	2,343
<b>CHO 3</b>	<b>4,357</b>	<b>4,610</b>	<b>4,946</b>	<b>5,130</b>	<b>5,089</b>	<b>+253</b>	<b>+337</b>	<b>+143</b>	<b>-41</b>	<b>6,034</b>
CHWB		35	30	53	49	+35	-5	+19	-4	84
MH	1,485	1,564	1,557	1,581	1,578	+78	-6	+20	-3	1,746
PC	1,346	1,517	1,693	1,759	1,732	+172	+176	+39	-27	2,173
Older People	2,919	2,930	2,954	2,921	2,925	+11	+23	-29	+4	3,767
Disabilities	2,439	2,556	2,622	2,647	2,652	+117	+67	+29	+4	3,156
<b>CHO 4</b>	<b>8,189</b>	<b>8,602</b>	<b>8,856</b>	<b>8,961</b>	<b>8,935</b>	<b>+413</b>	<b>+255</b>	<b>+79</b>	<b>-26</b>	<b>10,926</b>
CHWB		14	26	31	29	+14	+12	+3	-1	33
MH	1,178	1,188	1,206	1,221	1,222	+11	+17	+16	+1	1,363
PC	952	1,061	1,127	1,171	1,149	+109	+66	+22	-22	1,404
Older People	1,647	1,650	1,661	1,663	1,666	+3	+10	+5	+3	2,021
CHO Operations				55	57			+57	+2	62
Disabilities	1,505	1,563	1,652	1,680	1,692	+58	+89	+40	+12	1,991
<b>CHO 5</b>	<b>5,282</b>	<b>5,477</b>	<b>5,671</b>	<b>5,820</b>	<b>5,815</b>	<b>+195</b>	<b>+194</b>	<b>+144</b>	<b>-5</b>	<b>6,874</b>
CHWB		8	7	9	7	+8	-1	+0	-2	8
MH	593	626	639	644	639	+34	+13	-1	-6	740
PC	765	811	874	858	862	+46	+63	-12	+3	1,110
Older People	823	804	814	812	821	-20	+11	+7	+9	899
CHO Operations				46	53			+53	+7	58
Disabilities	1,198	1,217	1,227	1,220	1,223	+19	+10	-4	+3	1,371
<b>CHO 6</b>	<b>3,378</b>	<b>3,465</b>	<b>3,561</b>	<b>3,589</b>	<b>3,604</b>	<b>+87</b>	<b>+96</b>	<b>+44</b>	<b>+15</b>	<b>4,186</b>
CHWB		8	9	38	39	+8	+1	+30	+1	41
MH	835	861	884	902	887	+26	+23	+3	-15	1,030
PC	1,702	1,789	1,885	1,777	1,743	+87	+96	-142	-34	2,072
Older People	996	1,021	996	997	1,002	+26	-26	+6	+5	1,149
CHO Operations				102	107			+107	+5	119
Disabilities	2,982	3,103	3,299	3,319	3,332	+122	+196	+33	+13	3,970
<b>CHO 7</b>	<b>6,515</b>	<b>6,783</b>	<b>7,073</b>	<b>7,136</b>	<b>7,111</b>	<b>+268</b>	<b>+290</b>	<b>+38</b>	<b>-25</b>	<b>8,381</b>
CHWB		30	31	32	33	+30	+1	+2	+1	36
MH	1,098	1,112	1,086	1,099	1,087	+14	-26	+1	-12	1,211
PC	1,387	1,506	1,589	1,557	1,545	+119	+83	-45	-12	1,855

**Employment by Acute Services, Community Services by Care Group etc. Jul 2022**

July 2022	WTE Dec 2019	WTE Dec 2020	WTE Dec 2021	WTE Jun 2022	WTE Jul 2022	Change Dec 2019 to Dec 20	Change Dec 2020 to Dec 21	Change Dec 2021 to Jul 22	Change Jun 2022 to Jul 22	Headcount [No.] Jul 2022
<b>Overall</b>	<b>119,817</b>	<b>126,174</b>	<b>132,323</b>	<b>134,833</b>	<b>135,294</b>	<b>+6,357</b>	<b>+6,149</b>	<b>+2,971</b>	<b>+461</b>	<b>155,595</b>
Older People	1,488	1,484	1,450	1,459	1,473	-5	-34	+24	+15	1,844
CHO Operations				57	56			+56	-1	58
Disabilities	2,162	2,205	2,293	2,283	2,285	+43	+87	-8	+2	2,736
<b>CHO 8</b>	<b>6,135</b>	<b>6,337</b>	<b>6,449</b>	<b>6,486</b>	<b>6,479</b>	<b>+202</b>	<b>+112</b>	<b>+30</b>	<b>-7</b>	<b>7,740</b>
CHWB		8	22	40	41	+8	+14	+19	+1	44
MH	1,272	1,331	1,329	1,352	1,353	+59	-2	+24	+1	1,522
PC	1,247	1,412	1,498	1,370	1,342	+165	+86	-156	-28	1,581
Older People	870	914	966	983	987	+45	+52	+20	+4	1,112
CHO Operations				133	139			+139	+5	149
Disabilities	3,194	3,285	3,350	3,295	3,282	+91	+65	-68	-14	3,868
<b>CHO 9</b>	<b>6,582</b>	<b>6,950</b>	<b>7,165</b>	<b>7,174</b>	<b>7,143</b>	<b>+367</b>	<b>+216</b>	<b>-22</b>	<b>-31</b>	<b>8,276</b>
<b>other Comm</b>	<b>638</b>	<b>709</b>	<b>740</b>	<b>728</b>	<b>722</b>	<b>+71</b>	<b>+31</b>	<b>-18</b>	<b>-6</b>	<b>791</b>
<b>Community Services</b>	<b>52,089</b>	<b>54,377</b>	<b>56,370</b>	<b>57,232</b>	<b>57,048</b>	<b>+2,288</b>	<b>+1,993</b>	<b>+677</b>	<b>-184</b>	<b>67,389</b>
<b>H&amp;WB, Corporate &amp; National</b>	<b>5,191</b>	<b>5,358</b>	<b>5,824</b>	<b>6,019</b>	<b>6,050</b>	<b>+167</b>	<b>+465</b>	<b>+226</b>	<b>+32</b>	<b>6,547</b>



## Employment by CHO & Administration: Jul 2022

July 2022	WTE Dec 2019	WTE Dec 2020	WTE Dec 2021	WTE Jun 2022	WTE Jul 2022	Change Dec 2019 to Dec 20	Change Dec 2020 to Dec 21	Change Dec 2021 to Jul 22	Change Jun 2022 to Jul 22	Headcount [No.] Jul 2022
<b>Community Services</b>	<b>52,089</b>	<b>54,377</b>	<b>56,370</b>	<b>57,232</b>	<b>57,048</b>	<b>+2,288</b>	<b>+1,993</b>	<b>+677</b>	<b>-184</b>	<b>67,389</b>
<b>Health Service Executive</b>	<b>5,468</b>	<b>5,755</b>	<b>6,089</b>	<b>6,319</b>	<b>6,312</b>	<b>+287</b>	<b>+334</b>	<b>+223</b>	<b>-7</b>	<b>7,323</b>
<b>CHO 1</b>	<b>5,468</b>	<b>5,755</b>	<b>6,089</b>	<b>6,319</b>	<b>6,312</b>	<b>+287</b>	<b>+334</b>	<b>+223</b>	<b>-7</b>	<b>7,323</b>
<b>Health Service Executive</b>	<b>4,256</b>	<b>4,393</b>	<b>4,463</b>	<b>4,520</b>	<b>4,466</b>	<b>+136</b>	<b>+70</b>	<b>+4</b>	<b>-53</b>	<b>5,177</b>
Bros. of Charity, West Region (Disabilities)	1,288	1,298	1,356	1,368	1,370	+9	+59	+14	+2	1,681
<b>Section 38 Voluntary Agencies</b>	<b>1,288</b>	<b>1,298</b>	<b>1,356</b>	<b>1,368</b>	<b>1,370</b>	<b>+9</b>	<b>+59</b>	<b>+14</b>	<b>+2</b>	<b>1,681</b>
<b>CHO 2</b>	<b>5,545</b>	<b>5,690</b>	<b>5,819</b>	<b>5,888</b>	<b>5,836</b>	<b>+145</b>	<b>+129</b>	<b>+17</b>	<b>-51</b>	<b>6,858</b>
<b>Health Service Executive</b>	<b>2,655</b>	<b>2,807</b>	<b>3,112</b>	<b>3,260</b>	<b>3,226</b>	<b>+152</b>	<b>+305</b>	<b>+114</b>	<b>-35</b>	<b>3,821</b>
Avista, Limerick (Disabilities)	543	549	536	541	539	+6	-14	+3	-2	617
Avista, Roscrea (Disabilities)	290	289	297	301	300	-1	+9	+3	-1	383
Bros. of Charity, Clare (Disabilities)	348	372	406	433	426	+24	+34	+20	-8	536
Bros. of Charity, Limerick (Disabilities)	520	592	596	595	599	+72	+3	+4	+4	677
<b>Section 38 Voluntary Agencies</b>	<b>1,701</b>	<b>1,802</b>	<b>1,835</b>	<b>1,870</b>	<b>1,863</b>	<b>+101</b>	<b>+32</b>	<b>+29</b>	<b>-6</b>	<b>2,213</b>
<b>CHO 3</b>	<b>4,357</b>	<b>4,610</b>	<b>4,946</b>	<b>5,130</b>	<b>5,089</b>	<b>+253</b>	<b>+337</b>	<b>+143</b>	<b>-41</b>	<b>6,034</b>
<b>Health Service Executive</b>	<b>5,940</b>	<b>6,247</b>	<b>6,451</b>	<b>6,510</b>	<b>6,486</b>	<b>+307</b>	<b>+204</b>	<b>+35</b>	<b>-24</b>	<b>7,932</b>
Bros. of Charity, Southern (Disabilities)	740	776	811	832	832	+35	+35	+21	-0	1,017
Cope Foundation (Disabilities)	1,091	1,147	1,147	1,168	1,179	+56	+0	+32	+11	1,400
Cork Dental Hospital (PC)	103	112	121	124	119	+9	+9	-2	-5	186
St. John of God, Kerry (Disabilities)	315	320	326	327	319	+5	+6	-7	-8	391
<b>Section 38 Voluntary Agencies</b>	<b>2,249</b>	<b>2,354</b>	<b>2,405</b>	<b>2,451</b>	<b>2,449</b>	<b>+105</b>	<b>+51</b>	<b>+44</b>	<b>-2</b>	<b>2,994</b>
<b>CHO 4</b>	<b>8,189</b>	<b>8,602</b>	<b>8,856</b>	<b>8,961</b>	<b>8,935</b>	<b>+413</b>	<b>+255</b>	<b>+79</b>	<b>-26</b>	<b>10,926</b>
<b>Health Service Executive</b>	<b>4,158</b>	<b>4,308</b>	<b>4,440</b>	<b>4,577</b>	<b>4,560</b>	<b>+150</b>	<b>+132</b>	<b>+120</b>	<b>-18</b>	<b>5,416</b>
Bros. of Charity, Waterford (Disabilities)	630	668	728	750	757	+38	+60	+29	+7	887
Carriglea Cairde Services (Disabilities)	214	214	225	215	222	-1	+11	-3	+6	265
St. Patrick's, Kilkenny (Disabilities)	279	287	278	278	276	+8	-9	-2	-2	306
<b>Section 38 Voluntary Agencies</b>	<b>1,123</b>	<b>1,169</b>	<b>1,231</b>	<b>1,243</b>	<b>1,255</b>	<b>+45</b>	<b>+62</b>	<b>+25</b>	<b>+12</b>	<b>1,458</b>
<b>CHO 5</b>	<b>5,282</b>	<b>5,477</b>	<b>5,671</b>	<b>5,820</b>	<b>5,815</b>	<b>+195</b>	<b>+194</b>	<b>+144</b>	<b>-5</b>	<b>6,874</b>
<b>Health Service Executive</b>	<b>1,605</b>	<b>1,689</b>	<b>1,744</b>	<b>1,750</b>	<b>1,765</b>	<b>+84</b>	<b>+55</b>	<b>+21</b>	<b>+15</b>	<b>2,035</b>
Children's Sunshine Home (Disabilities)	58	56	58	57	56	-3	+2	-2	-1	64
Dublin Dental Hospital (PC)	91	93	93	93	93	+1	+0	+0	+0	168
Leopardstown Park Hospital (Older People)	211	207	202	193	195	-4	-5	-7	+1	218
Our Lady's Hospice & Care, Wicklow (PC)				40	40			+40	+0	47
Royal Hospital, Donnybrook, Dublin (Older People)	272	268	271	273	274	-4	+3	+3	+1	288
St John of God HQ (Disabilities)				47	47			+47	+0	50
St. John of God (IDS) (Disabilities)	456	468	464	416	417	+11	-4	-47	+1	487
St. John of God (MHS) (MH)	235	236	239	232	229	+1	+3	-9	-3	294
Sunbeam House Services (Disabilities)	449	450	491	489	489	+0	+41	-2	-0	535
<b>Section 38 Voluntary Agencies</b>	<b>1,773</b>	<b>1,776</b>	<b>1,817</b>	<b>1,839</b>	<b>1,840</b>	<b>+4</b>	<b>+41</b>	<b>+23</b>	<b>+1</b>	<b>2,151</b>
<b>CHO 6</b>	<b>3,378</b>	<b>3,465</b>	<b>3,561</b>	<b>3,589</b>	<b>3,604</b>	<b>+87</b>	<b>+96</b>	<b>+44</b>	<b>+15</b>	<b>4,186</b>
<b>Health Service Executive</b>	<b>3,151</b>	<b>3,319</b>	<b>3,391</b>	<b>3,451</b>	<b>3,417</b>	<b>+167</b>	<b>+72</b>	<b>+26</b>	<b>-34</b>	<b>4,044</b>
Cheeverstown House (Disabilities)	396	395	434	438	438	-2	+40	+4	+0	496
Kare, Newbridge, Co Kildare (Disabilities)	360	377	424	422	426	+17	+47	+2	+4	520
Our Lady's Hospice & Care, Dublin (PC)	482	496	512	491	490	+14	+16	-22	-1	574
Peamount Hospital (Newcastle) (Disabilities)	486	483	539	528	530	-4	+56	-9	+2	633
Stewart's Hospital, (Palmerstown) (Disabilities)	852	914	967	1,009	1,012	+62	+53	+45	+3	1,186
St. John of God Liffey Services (Disabilities)	787	801	807	797	798	+13	+6	-8	+2	928

**Employment by CHO & Administration: Jul 2022**

July 2022	WTE Dec 2019	WTE Dec 2020	WTE Dec 2021	WTE Jun 2022	WTE Jul 2022	Change Dec 2019 to Dec 20	Change Dec 2020 to Dec 21	Change Dec 2021 to Jul 22	Change Jun 2022 to Jul 22	Headcount [No.] Jul 2022
<b>Community Services</b>	<b>52,089</b>	<b>54,377</b>	<b>56,370</b>	<b>57,232</b>	<b>57,048</b>	<b>+2,288</b>	<b>+1,993</b>	<b>+677</b>	<b>-184</b>	<b>67,389</b>
<b>Section 38 Voluntary Agencies</b>	<b>3,363</b>	<b>3,464</b>	<b>3,682</b>	<b>3,685</b>	<b>3,694</b>	<b>+101</b>	<b>+218</b>	<b>+11</b>	<b>+9</b>	<b>4,337</b>
<b>CHO 7</b>	<b>6,515</b>	<b>6,783</b>	<b>7,073</b>	<b>7,136</b>	<b>7,111</b>	<b>+268</b>	<b>+290</b>	<b>+38</b>	<b>-25</b>	<b>8,381</b>
<b>Health Service Executive</b>	<b>4,583</b>	<b>4,742</b>	<b>4,755</b>	<b>4,760</b>	<b>4,756</b>	<b>+159</b>	<b>+13</b>	<b>+2</b>	<b>-4</b>	<b>5,663</b>
Muiriosa Foundation, Laois/Offaly (Disabilities)	302	320	376	368	374	+19	+55	-2	+6	468
Muiriosa Foundation, Longford/Westmeath (Disabilities)	270	284	309	330	339	+14	+25	+30	+9	414
Muiriosa Foundation, South Kildare (Disabilities)	334	342	345	354	356	+8	+3	+12	+3	455
St. John of God, Drumcar (Disabilities)	647	648	665	674	653	+2	+17	-12	-21	740
<b>Section 38 Voluntary Agencies</b>	<b>1,552</b>	<b>1,595</b>	<b>1,694</b>	<b>1,726</b>	<b>1,723</b>	<b>+43</b>	<b>+99</b>	<b>+28</b>	<b>-4</b>	<b>2,077</b>
<b>CHO 8</b>	<b>6,135</b>	<b>6,337</b>	<b>6,449</b>	<b>6,486</b>	<b>6,479</b>	<b>+202</b>	<b>+112</b>	<b>+30</b>	<b>-7</b>	<b>7,740</b>
<b>Health Service Executive</b>	<b>3,407</b>	<b>3,660</b>	<b>3,834</b>	<b>3,909</b>	<b>3,891</b>	<b>+252</b>	<b>+174</b>	<b>+57</b>	<b>-18</b>	<b>4,410</b>
Avista, Dublin (Disabilities)	1,034	1,063	1,075	1,054	1,052	+29	+12	-23	-2	1,236
Central Remedial Clinic (Disabilities)	278	296	313	320	321	+17	+17	+8	+1	371
Incorporated Orthopaedic Hospital (Older People)	226	267	278	272	269	+41	+11	-9	-3	308
St. Michael's House, Dublin (Disabilities)	1,431	1,453	1,459	1,435	1,425	+23	+6	-34	-10	1,727
St. Vincent's, Fairview (MH)	206	210	206	183	184	+4	-4	-22	+1	224
<b>Section 38 Voluntary Agencies</b>	<b>3,175</b>	<b>3,290</b>	<b>3,331</b>	<b>3,265</b>	<b>3,252</b>	<b>+115</b>	<b>+41</b>	<b>-79</b>	<b>-13</b>	<b>3,866</b>
<b>CHO 9</b>	<b>6,582</b>	<b>6,950</b>	<b>7,165</b>	<b>7,174</b>	<b>7,143</b>	<b>+367</b>	<b>+216</b>	<b>-22</b>	<b>-31</b>	<b>8,276</b>
<b>other Community Services</b>	<b>638</b>	<b>709</b>	<b>740</b>	<b>728</b>	<b>722</b>	<b>+71</b>	<b>+31</b>	<b>-18</b>	<b>-6</b>	<b>791</b>
<b>Community Services</b>	<b>52,089</b>	<b>54,377</b>	<b>56,370</b>	<b>57,232</b>	<b>57,048</b>	<b>+2,288</b>	<b>+1,993</b>	<b>+677</b>	<b>-184</b>	<b>67,389</b>

**Gade Group Employment by WTE,  
Headcount, Gender, Full-Time  
/Part-Time etc.: Jul 2022**

Grade Group	WTE	Headcount	WTE: no.	% Male	% female	Male WTE: no.	Female WTE: no.	% Total Perm	% Male Perm	% Female Perm	% Total Full Time	% Total Part Time
<b>Overall</b>	<b>135,294</b>	<b>155,595</b>	<b>1.15</b>	<b>21.9%</b>	<b>78.1%</b>	<b>1.08</b>	<b>1.17</b>	<b>81.4%</b>	<b>73.8%</b>	<b>83.5%</b>	<b>72.8%</b>	<b>27.2%</b>
<b>Medical &amp; Dental</b>	<b>12,306</b>	<b>14,645</b>	<b>1.19</b>	<b>48.8%</b>	<b>51.2%</b>	<b>1.16</b>	<b>1.22</b>	<b>31.1%</b>	<b>32.7%</b>	<b>29.5%</b>	<b>90.8%</b>	<b>9.2%</b>
Consultant Anaesthesia	450	483	1.07	60.9%	39.1%	1.08	1.07	79.7%	81.6%	76.7%	89.4%	10.6%
Consultant Dentistry	19	23	1.22	39.1%	60.9%	1.11	1.30	87.0%	100.0%	78.6%	73.9%	26.1%
Consultant Emergency Medicine	142	156	1.10	64.1%	35.9%	1.07	1.15	69.9%	69.0%	71.4%	83.3%	16.7%
Consultant Intensive Care Medicine	21	23	1.09	39.1%	60.9%	1.13	1.06	95.7%	88.9%	100.0%	87.0%	13.0%
Consultant Medicine	1,026	1,136	1.11	56.9%	43.1%	1.09	1.14	73.9%	76.3%	70.8%	85.1%	14.9%
Consultant Obstetrics & Gynaecology	178	193	1.09	46.1%	53.9%	1.07	1.10	81.9%	84.3%	79.8%	88.1%	11.9%
Consultant Paediatrics	219	244	1.11	46.3%	53.7%	1.06	1.16	79.5%	77.9%	80.9%	83.6%	16.4%
Consultant Pathology	287	309	1.08	39.8%	60.2%	1.07	1.08	83.8%	83.7%	83.9%	87.7%	12.3%
Consultant Psychiatry	438	491	1.12	41.5%	58.5%	1.08	1.15	66.8%	69.1%	65.2%	83.3%	16.7%
Consultant Radiology	314	338	1.08	57.7%	42.3%	1.05	1.11	87.0%	89.2%	83.9%	89.9%	10.1%
Consultant Surgery	620	687	1.11	79.3%	20.7%	1.10	1.14	77.6%	78.5%	73.9%	83.7%	16.3%
<b>Consultants</b>	<b>3,713</b>	<b>4,083</b>	<b>1.10</b>	<b>57.0%</b>	<b>43.0%</b>	<b>1.08</b>	<b>1.12</b>	<b>77.0%</b>	<b>78.6%</b>	<b>74.8%</b>	<b>85.7%</b>	<b>14.3%</b>
Registrar	2,625	3,047	1.16	53.9%	46.1%	1.14	1.19	5.7%	5.8%	5.6%	97.2%	2.8%
Senior Registrar	245	295	1.20	48.8%	51.2%	1.16	1.25	14.9%	18.8%	11.3%	95.6%	4.4%
Specialist Registrar	1,406	1,778	1.26	44.2%	55.8%	1.26	1.27	7.3%	7.6%	6.9%	96.6%	3.4%
<b>Registrars</b>	<b>4,276</b>	<b>5,120</b>	<b>1.20</b>	<b>50.2%</b>	<b>49.8%</b>	<b>1.17</b>	<b>1.22</b>	<b>6.8%</b>	<b>7.1%</b>	<b>6.4%</b>	<b>96.9%</b>	<b>3.1%</b>
Interns	897	1,228	1.37	41.1%	58.9%	1.36	1.37	4.9%	3.8%	5.7%	99.8%	0.2%
Senior House Officer	2,623	3,100	1.18	44.5%	55.5%	1.15	1.21	4.8%	4.9%	4.8%	98.6%	1.4%
<b>SHO/ Interns</b>	<b>3,521</b>	<b>4,328</b>	<b>1.23</b>	<b>43.6%</b>	<b>56.4%</b>	<b>1.20</b>	<b>1.25</b>	<b>4.9%</b>	<b>4.6%</b>	<b>5.1%</b>	<b>99.0%</b>	<b>1.0%</b>
Dentists	311	411	1.32	25.8%	74.2%	1.34	1.32	90.3%	87.7%	91.1%	52.3%	47.7%
Other Medical	486	703	1.45	35.8%	64.2%	1.50	1.42	68.1%	59.1%	73.2%	47.7%	52.3%
<b>Medical/ Dental, other</b>	<b>797</b>	<b>1,114</b>	<b>1.40</b>	<b>32.1%</b>	<b>67.9%</b>	<b>1.45</b>	<b>1.38</b>	<b>76.3%</b>	<b>67.6%</b>	<b>80.4%</b>	<b>49.4%</b>	<b>50.6%</b>
<b>Nursing &amp; Midwifery</b>	<b>42,756</b>	<b>48,927</b>	<b>1.14</b>	<b>9.9%</b>	<b>90.1%</b>	<b>1.05</b>	<b>1.16</b>	<b>89.9%</b>	<b>89.7%</b>	<b>89.9%</b>	<b>72.3%</b>	<b>27.7%</b>
Clinical Nurse/ Midwife Manager	7,706	8,473	1.10	10.5%	89.5%	1.02	1.11	97.1%	97.1%	97.1%	76.1%	23.9%
Director Nursing/Midwifery, Assistant	1,087	1,165	1.07	13.5%	86.5%	1.03	1.08	96.5%	97.5%	96.3%	85.5%	14.5%
Director of Nursing/Midwifery	330	343	1.04	12.2%	87.8%	1.03	1.04	96.8%	95.2%	97.0%	90.1%	9.9%
<b>Nurse/ Midwife Manager</b>	<b>9,123</b>	<b>9,981</b>	<b>1.09</b>	<b>10.9%</b>	<b>89.1%</b>	<b>1.02</b>	<b>1.10</b>	<b>97.0%</b>	<b>97.1%</b>	<b>97.0%</b>	<b>77.7%</b>	<b>22.3%</b>
Advanced Nurse/ Midwife Practitioner	664	700	1.05	11.0%	89.0%	1.01	1.06	98.3%	98.7%	98.2%	89.3%	10.7%

**Gade Group Employment by WTE,  
Headcount, Gender, Full-Time  
/Part-Time etc.: Jul 2022**

Grade Group	WTE	Headcount	WTE: no.	% Male	% female	Male WTE: no.	Female WTE: no.	% Total Perm	% Male Perm	% Female Perm	% Total Full Time	% Total Part Time
<b>Overall</b>	<b>135,294</b>	<b>155,595</b>	<b>1.15</b>	<b>21.9%</b>	<b>78.1%</b>	<b>1.08</b>	<b>1.17</b>	<b>81.4%</b>	<b>73.8%</b>	<b>83.5%</b>	<b>72.8%</b>	<b>27.2%</b>
Clinical Nurse/ Midwife Specialist	2,034	2,309	1.14	7.2%	92.8%	1.02	1.15	98.4%	99.4%	98.3%	71.2%	28.8%
<b>Nurse/ Midwife Specialist &amp; AN/MP</b>	<b>2,698</b>	<b>3,009</b>	<b>1.12</b>	<b>8.1%</b>	<b>91.9%</b>	<b>1.02</b>	<b>1.12</b>	<b>98.4%</b>	<b>99.2%</b>	<b>98.3%</b>	<b>75.4%</b>	<b>24.6%</b>
Nursing Bank	9	17	1.82		100.0%	#DIV/0	1.82	76.5%	#DIV/0	76.5%	17.6%	82.4%
Staff Midwives	1,363	1,636	1.20	0.6%	99.4%	1.01	1.20	94.2%	100.0%	94.2%	48.5%	51.5%
Staff Nurse [Intellectual Disability]	1,669	1,935	1.16	9.8%	90.2%	1.05	1.17	95.3%	95.2%	95.4%	65.9%	34.1%
Staff Nurse [Psychiatric]	3,053	3,336	1.09	24.8%	75.2%	1.06	1.10	91.0%	88.5%	91.9%	86.1%	13.9%
Staff Nurses [General/ Children's]	21,931	24,947	1.14	9.3%	90.7%	1.04	1.15	90.3%	89.7%	90.4%	68.9%	31.1%
<b>Staff Nurse/ Staff Midwife</b>	<b>28,026</b>	<b>31,871</b>	<b>1.14</b>	<b>10.5%</b>	<b>89.5%</b>	<b>1.04</b>	<b>1.15</b>	<b>90.9%</b>	<b>89.7%</b>	<b>91.0%</b>	<b>69.4%</b>	<b>30.6%</b>
<b>Public Health Nurse</b>	<b>1,478</b>	<b>1,794</b>	<b>1.21</b>	<b>0.4%</b>	<b>99.6%</b>	<b>1.01</b>	<b>1.22</b>	<b>95.4%</b>	<b>100.0%</b>	<b>95.4%</b>	<b>71.8%</b>	<b>28.2%</b>
Pre-registration Nurse/ Midwife Intern	779	1,554	2.00	7.5%	92.5%	2.02	1.99	11.2%	5.2%	11.7%	85.1%	14.9%
Post-registration Nurse/ Midwife Student	171	183	1.07	2.7%	97.3%	1.00	1.07	18.6%	0.0%	19.1%	99.5%	0.5%
Nursing/ Midwifery awaiting registration	164	170	1.04	4.1%	95.9%	1.03	1.04	62.9%	42.9%	63.8%	98.8%	1.2%
<b>Nursing/ Midwifery Student</b>	<b>1,113</b>	<b>1,907</b>	<b>1.71</b>	<b>6.7%</b>	<b>93.3%</b>	<b>1.85</b>	<b>1.70</b>	<b>16.5%</b>	<b>7.0%</b>	<b>17.2%</b>	<b>87.7%</b>	<b>12.3%</b>
Nursing Education/Clinical	298	342	1.15	5.0%	95.0%	1.03	1.16	98.0%	100.0%	97.8%	71.3%	28.7%
Other Nursing/ Midwifery	21	23	1.10	4.3%	95.7%	1.00	1.11	100.0%	100.0%	100.0%	87.0%	13.0%
<b>Nursing/ Midwifery other</b>	<b>319</b>	<b>365</b>	<b>1.14</b>	<b>4.9%</b>	<b>95.1%</b>	<b>1.03</b>	<b>1.15</b>	<b>98.1%</b>	<b>100.0%</b>	<b>98.0%</b>	<b>72.3%</b>	<b>27.7%</b>
<b>HSCP</b>	<b>19,069</b>	<b>21,818</b>	<b>1.14</b>	<b>16.2%</b>	<b>83.8%</b>	<b>1.06</b>	<b>1.16</b>	<b>88.6%</b>	<b>87.7%</b>	<b>88.8%</b>	<b>72.6%</b>	<b>27.4%</b>
Dietitians	728	848	1.16	2.4%	97.6%	1.01	1.17	88.1%	85.0%	88.2%	75.2%	24.8%
Occupational Therapists	1,853	2,099	1.13	7.8%	92.2%	1.06	1.14	89.0%	89.0%	89.0%	80.4%	19.6%
Orthoptists	41	50	1.23	14.0%	86.0%	1.02	1.27	82.0%	85.7%	81.4%	58.0%	42.0%
Physiotherapists	2,147	2,496	1.16	19.8%	80.2%	1.06	1.19	87.3%	84.0%	88.1%	73.6%	26.4%
Podiatrists & Chiropodists	109	132	1.21	8.3%	91.7%	1.12	1.22	84.8%	72.7%	86.0%	68.9%	31.1%
Speech & Language Therapists	1,213	1,406	1.16	1.5%	98.5%	1.07	1.16	88.5%	76.2%	88.7%	75.1%	24.9%
<b>Therapy Professions</b>	<b>6,091</b>	<b>7,031</b>	<b>1.15</b>	<b>10.2%</b>	<b>89.8%</b>	<b>1.06</b>	<b>1.17</b>	<b>88.0%</b>	<b>84.8%</b>	<b>88.4%</b>	<b>75.9%</b>	<b>24.1%</b>
Audiology	95	107	1.13	15.9%	84.1%	1.11	1.13	87.9%	100.0%	85.6%	79.4%	20.6%
Biochemists	72	78	1.09	29.5%	70.5%	1.01	1.12	92.3%	82.6%	96.4%	85.9%	14.1%
Cardiac Physiologists	252	276	1.09	16.3%	83.7%	1.02	1.11	89.1%	88.9%	89.2%	81.9%	18.1%
Clinical Engineering	184	190	1.03	80.0%	20.0%	1.03	1.06	89.5%	92.1%	78.9%	96.3%	3.7%
Dosimetrists	12	14	1.15	14.3%	85.7%	1.43	1.12	85.7%	50.0%	91.7%	78.6%	21.4%
E.C.G. Technicians	8	10	1.30	30.0%	70.0%	1.00	1.50	80.0%	66.7%	85.7%	50.0%	50.0%
Gastrointestinal Physiologists	4	5	1.20	40.0%	60.0%	1.20	1.20	100.0%	100.0%	100.0%	60.0%	40.0%

**Gade Group Employment by WTE,  
Headcount, Gender, Full-Time  
/Part-Time etc.: Jul 2022**

Grade Group	WTE	Headcount	WTE: no.	% Male	% female	Male WTE: no.	Female WTE: no.	% Total Perm	% Male Perm	% Female Perm	% Total Full Time	% Total Part Time
<b>Overall</b>	<b>135,294</b>	<b>155,595</b>	<b>1.15</b>	<b>21.9%</b>	<b>78.1%</b>	<b>1.08</b>	<b>1.17</b>	<b>81.4%</b>	<b>73.8%</b>	<b>83.5%</b>	<b>72.8%</b>	<b>27.2%</b>
Medical Science	2,063	2,268	1.10	19.9%	80.1%	1.03	1.12	94.0%	92.9%	94.2%	80.8%	19.2%
Perfusionists	20	22	1.10	50.0%	50.0%	1.12	1.08	86.4%	81.8%	90.9%	77.3%	22.7%
Phlebotomists	213	286	1.34	20.6%	79.4%	1.18	1.39	77.3%	67.8%	79.7%	46.5%	53.5%
Physicists	193	207	1.07	47.3%	52.7%	1.02	1.12	95.2%	92.9%	97.2%	85.5%	14.5%
Neuro-Physiologists	53	58	1.10	24.1%	75.9%	1.00	1.13	86.2%	92.9%	84.1%	82.8%	17.2%
Radiation Therapists	207	229	1.11	12.7%	87.3%	1.04	1.12	80.8%	72.4%	82.0%	78.2%	21.8%
Radiographers	1,436	1,602	1.12	19.8%	80.2%	1.03	1.14	93.1%	93.7%	93.0%	78.4%	21.6%
Respiratory Physiologists	72	77	1.07	20.8%	79.2%	1.04	1.08	97.4%	100.0%	96.7%	87.0%	13.0%
Vascular Physiologists	33	38	1.15	18.4%	81.6%	1.04	1.17	86.8%	85.7%	87.1%	71.1%	28.9%
<b>Health Science/ Diagnostics</b>	<b>4,917</b>	<b>5,467</b>	<b>1.11</b>	<b>22.8%</b>	<b>77.2%</b>	<b>1.04</b>	<b>1.14</b>	<b>91.6%</b>	<b>90.9%</b>	<b>91.9%</b>	<b>78.9%</b>	<b>21.1%</b>
<b>Social Care</b>	<b>3,114</b>	<b>3,627</b>	<b>1.16</b>	<b>17.1%</b>	<b>82.9%</b>	<b>1.09</b>	<b>1.18</b>	<b>91.1%</b>	<b>90.2%</b>	<b>91.4%</b>	<b>50.5%</b>	<b>49.5%</b>
<b>Social Workers</b>	<b>1,334</b>	<b>1,508</b>	<b>1.13</b>	<b>15.3%</b>	<b>84.7%</b>	<b>1.06</b>	<b>1.14</b>	<b>91.0%</b>	<b>88.7%</b>	<b>91.4%</b>	<b>80.8%</b>	<b>19.2%</b>
<b>Psychologists</b>	<b>1,098</b>	<b>1,245</b>	<b>1.13</b>	<b>18.2%</b>	<b>81.8%</b>	<b>1.05</b>	<b>1.15</b>	<b>79.0%</b>	<b>81.1%</b>	<b>78.6%</b>	<b>76.8%</b>	<b>23.2%</b>
Pharmacists	789	887	1.12	15.8%	84.2%	1.07	1.13	83.7%	79.3%	84.5%	81.2%	18.8%
Pharmacy Technicians	506	572	1.13	4.4%	95.6%	1.04	1.14	86.4%	92.0%	86.1%	75.0%	25.0%
<b>Pharmacy</b>	<b>1,295</b>	<b>1,459</b>	<b>1.13</b>	<b>11.3%</b>	<b>88.7%</b>	<b>1.06</b>	<b>1.13</b>	<b>84.7%</b>	<b>81.2%</b>	<b>85.2%</b>	<b>78.8%</b>	<b>21.2%</b>
Counsellor Therapists	282	317	1.13	26.5%	73.5%	1.05	1.16	95.0%	96.4%	94.4%	75.1%	24.9%
Dental Hygienists	60	78	1.29	1.3%	98.7%	1.00	1.30	94.9%	100.0%	94.8%	51.3%	48.7%
Environmental Health Officers	538	591	1.10	21.8%	78.2%	1.01	1.13	99.0%	98.4%	99.1%	84.9%	15.1%
HSCP Trainees/ Students	65	81	1.25	30.9%	69.1%	1.27	1.25	2.5%	0.0%	3.6%	85.2%	14.8%
Other Health & Social Care	188	218	1.16	27.5%	72.5%	1.06	1.20	92.2%	95.0%	91.1%	70.6%	29.4%
Play Therapists/ Specialists	45	58	1.28	6.9%	93.1%	1.00	1.31	93.1%	100.0%	92.6%	53.4%	46.6%
Vaccinators	42	138	3.31	16.7%	83.3%	2.72	3.46	12.3%	13.0%	12.2%	5.8%	94.2%
<b>H&amp;SC, Other</b>	<b>1,219</b>	<b>1,481</b>	<b>1.21</b>	<b>22.0%</b>	<b>78.0%</b>	<b>1.10</b>	<b>1.25</b>	<b>83.3%</b>	<b>83.7%</b>	<b>83.2%</b>	<b>70.4%</b>	<b>29.6%</b>
<b>Management Admin</b>	<b>22,502</b>	<b>24,804</b>	<b>1.10</b>	<b>19.1%</b>	<b>80.9%</b>	<b>1.03</b>	<b>1.12</b>	<b>86.4%</b>	<b>84.2%</b>	<b>86.9%</b>	<b>78.9%</b>	<b>21.1%</b>
Executive Management	396	405	1.02	45.7%	54.3%	1.02	1.03	93.3%	92.4%	94.1%	98.3%	1.7%
Senior Management (VIII & GM)	1,982	2,043	1.03	33.2%	66.8%	1.02	1.04	94.6%	91.7%	96.0%	96.1%	3.9%
<b>Management (VIII &amp; above)</b>	<b>2,378</b>	<b>2,448</b>	<b>1.03</b>	<b>35.3%</b>	<b>64.7%</b>	<b>1.02</b>	<b>1.04</b>	<b>94.4%</b>	<b>91.9%</b>	<b>95.7%</b>	<b>96.5%</b>	<b>3.5%</b>
Middle Management (V-VII)	7,248	7,697	1.06	23.5%	76.5%	1.02	1.08	94.0%	92.4%	94.6%	87.2%	12.8%
Other Administrative	51	55	1.07	38.2%	61.8%	1.06	1.08	47.3%	19.0%	64.7%	92.7%	7.3%
<b>Administrative/ Supervisory (V to VII)</b>	<b>7,299</b>	<b>7,752</b>	<b>1.06</b>	<b>23.6%</b>	<b>76.4%</b>	<b>1.02</b>	<b>1.08</b>	<b>93.7%</b>	<b>91.6%</b>	<b>94.4%</b>	<b>87.3%</b>	<b>12.7%</b>

**Gade Group Employment by WTE,  
Headcount, Gender, Full-Time  
/Part-Time etc.: Jul 2022**

Grade Group	WTE	Headcount	WTE: no.	% Male	% female	Male WTE: no.	Female WTE: no.	% Total Perm	% Male Perm	% Female Perm	% Total Full Time	% Total Part Time
<b>Overall</b>	<b>135,294</b>	<b>155,595</b>	<b>1.15</b>	<b>21.9%</b>	<b>78.1%</b>	<b>1.08</b>	<b>1.17</b>	<b>81.4%</b>	<b>73.8%</b>	<b>83.5%</b>	<b>72.8%</b>	<b>27.2%</b>
<b>Clerical (III &amp; IV)</b>	<b>12,825</b>	<b>14,604</b>	<b>1.14</b>	<b>14.0%</b>	<b>86.0%</b>	<b>1.05</b>	<b>1.15</b>	<b>81.2%</b>	<b>74.4%</b>	<b>82.3%</b>	<b>71.5%</b>	<b>28.5%</b>
<b>Support</b>	<b>10,232</b>	<b>11,689</b>	<b>1.14</b>	<b>45.5%</b>	<b>54.5%</b>	<b>1.07</b>	<b>1.21</b>	<b>83.1%</b>	<b>82.3%</b>	<b>83.8%</b>	<b>70.9%</b>	<b>29.1%</b>
Catering	890	977	1.10	34.9%	65.1%	1.04	1.13	93.3%	90.9%	94.7%	74.5%	25.5%
Household Services	4,673	5,546	1.19	22.9%	77.1%	1.10	1.21	81.5%	70.9%	84.7%	59.1%	40.9%
Other Labs & Associated	669	718	1.07	28.4%	71.6%	1.03	1.09	64.9%	68.1%	63.6%	89.7%	10.3%
Other Support	1,111	1,411	1.27	45.9%	54.1%	1.12	1.44	85.3%	87.0%	83.7%	59.6%	40.4%
Portering	1,702	1,811	1.06	92.5%	7.5%	1.06	1.15	79.9%	79.9%	79.4%	90.1%	9.9%
<b>Support</b>	<b>9,045</b>	<b>10,463</b>	<b>1.16</b>	<b>39.6%</b>	<b>60.4%</b>	<b>1.08</b>	<b>1.22</b>	<b>81.7%</b>	<b>78.6%</b>	<b>83.7%</b>	<b>68.1%</b>	<b>31.9%</b>
Maintenance	1,037	1,074	1.04	98.4%	1.6%	1.03	1.14	95.3%	95.3%	100.0%	94.4%	5.6%
Technical Services	150	152	1.01	80.9%	19.1%	1.01	1.05	96.7%	96.7%	96.6%	96.7%	3.3%
<b>Maintenance/ Technical</b>	<b>1,187</b>	<b>1,226</b>	<b>1.03</b>	<b>96.2%</b>	<b>3.8%</b>	<b>1.03</b>	<b>1.08</b>	<b>95.5%</b>	<b>95.4%</b>	<b>97.8%</b>	<b>94.7%</b>	<b>5.3%</b>
<b>PCC</b>	<b>28,429</b>	<b>33,712</b>	<b>1.19</b>	<b>25.2%</b>	<b>74.8%</b>	<b>1.09</b>	<b>1.22</b>	<b>82.0%</b>	<b>82.5%</b>	<b>81.9%</b>	<b>61.9%</b>	<b>38.1%</b>
Attendant/ Aide	3,582	4,066	1.13	29.6%	70.4%	1.05	1.17	86.4%	83.6%	87.5%	65.8%	34.2%
Health Care Assistant/ Care Assistant	15,606	18,030	1.16	24.7%	75.3%	1.10	1.18	82.7%	82.5%	82.7%	62.1%	37.9%
Health & Social Care Assistants	346	399	1.15	22.3%	77.7%	1.09	1.18	77.9%	86.5%	75.5%	75.7%	24.3%
<b>Health Care Assistants</b>	<b>19,534</b>	<b>22,495</b>	<b>1.15</b>	<b>25.5%</b>	<b>74.5%</b>	<b>1.09</b>	<b>1.18</b>	<b>83.2%</b>	<b>82.8%</b>	<b>83.4%</b>	<b>63.0%</b>	<b>37.0%</b>
<b>Home Help</b>	<b>3,648</b>	<b>5,289</b>	<b>1.45</b>	<b>4.8%</b>	<b>95.2%</b>	<b>1.36</b>	<b>1.45</b>	<b>71.0%</b>	<b>43.7%</b>	<b>72.3%</b>	<b>41.0%</b>	<b>59.0%</b>
Ambulance Control	160	172	1.07	52.3%	47.7%	1.08	1.07	94.2%	93.3%	95.1%	99.4%	0.6%
Ambulance Education	189	190	1.01	61.1%	38.9%	1.01	1.00	0.5%	0.9%	0.0%	100.0%	0.0%
Ambulance Officers	94	96	1.02	85.4%	14.6%	1.02	1.02	97.9%	97.6%	100.0%	99.0%	1.0%
Pre-Hospital Care (Ambulance)	1,460	1,516	1.04	76.9%	23.1%	1.03	1.07	94.7%	95.4%	92.6%	99.7%	0.3%
<b>Ambulance Staff</b>	<b>1,904</b>	<b>1,974</b>	<b>1.04</b>	<b>73.7%</b>	<b>26.3%</b>	<b>1.03</b>	<b>1.06</b>	<b>85.8%</b>	<b>87.8%</b>	<b>80.0%</b>	<b>99.7%</b>	<b>0.3%</b>
Health Promotion	116	130	1.12	12.3%	87.7%	1.04	1.13	99.2%	93.8%	100.0%	82.3%	17.7%
Home Care Services	166	191	1.15	15.2%	84.8%	1.21	1.14	88.5%	79.3%	90.1%	71.2%	28.8%
Other Care Grades	1,315	1,548	1.18	23.9%	76.1%	1.09	1.21	91.3%	90.3%	91.7%	67.8%	32.2%
Pastoral Care	123	185	1.50	74.6%	25.4%	1.60	1.28	55.1%	44.9%	85.1%	54.1%	45.9%
Workshop Services	1,623	1,900	1.17	25.2%	74.8%	1.09	1.20	87.6%	87.1%	87.8%	61.7%	38.3%
<b>Care, other</b>	<b>3,343</b>	<b>3,954</b>	<b>1.18</b>	<b>26.1%</b>	<b>73.9%</b>	<b>1.14</b>	<b>1.20</b>	<b>88.0%</b>	<b>82.5%</b>	<b>89.9%</b>	<b>64.9%</b>	<b>35.1%</b>

**Hospital Group & CHO Employment by  
WTE, Headcount, Gender, Full-Time  
/Part-Time etc.: Jul 2022**

Grade Group	WTE	Headcount	WTE: no.	% Male	% female	Male WTE: no.	Female WTE: no.	% Total Perm	% Male Perm	% Female Perm	% Total Full Time	% Total Part Time
<b>Overall</b>	<b>135,294</b>	<b>155,595</b>	<b>1.15</b>	<b>21.9%</b>	<b>78.1%</b>	<b>1.08</b>	<b>1.17</b>	<b>81.4%</b>	<b>73.8%</b>	<b>83.5%</b>	<b>72.8%</b>	<b>27.2%</b>
National Ambulance Service	2,031	2,106	1.04	71.0%	29.0%	1.03	1.06	86.6%	88.2%	82.6%	99.2%	0.8%
Children's Health Ireland	4,034	4,799	1.19	17.7%	82.3%	1.18	1.19	76.0%	62.2%	78.9%	72.7%	27.3%
Dublin Midlands Hospital Group	12,066	13,864	1.15	23.9%	76.1%	1.12	1.16	80.0%	69.6%	83.2%	80.8%	19.2%
Ireland East Hospital Group	14,448	16,022	1.11	24.9%	75.1%	1.05	1.13	84.2%	75.9%	87.0%	78.0%	22.0%
RCSI Hospitals Group	10,955	12,311	1.12	23.6%	76.4%	1.07	1.14	83.5%	73.2%	86.7%	79.0%	21.0%
Saolta University Hospital Care	10,947	12,546	1.15	23.0%	77.0%	1.09	1.16	74.4%	58.1%	79.3%	72.9%	27.1%
South/South West Hospital Group	12,401	14,131	1.14	21.8%	78.2%	1.06	1.16	69.7%	56.2%	73.5%	71.6%	28.4%
University of Limerick Hospital Group	5,200	5,760	1.11	20.6%	79.4%	1.04	1.13	80.0%	67.8%	83.2%	80.1%	19.9%
other Acute Services	115	120	1.04	25.8%	74.2%	1.03	1.04	92.5%	80.6%	96.6%	94.2%	5.8%
<b>Acute Services</b>	<b>72,197</b>	<b>81,659</b>	<b>1.13</b>	<b>24.2%</b>	<b>75.8%</b>	<b>1.08</b>	<b>1.15</b>	<b>78.7%</b>	<b>68.6%</b>	<b>81.9%</b>	<b>77.1%</b>	<b>22.9%</b>
CHO 1	6,312	7,323	1.16	17.4%	82.6%	1.09	1.17	82.1%	82.1%	82.0%	65.9%	34.1%
CHO 2	5,836	6,858	1.18	19.3%	80.7%	1.11	1.19	85.2%	79.8%	86.5%	61.9%	38.1%
CHO 3	5,089	6,034	1.19	14.5%	85.5%	1.09	1.20	84.3%	79.7%	85.0%	58.8%	41.2%
CHO 4	8,935	10,926	1.22	16.6%	83.4%	1.13	1.24	69.9%	62.3%	71.4%	71.6%	28.4%
CHO 5	5,815	6,874	1.18	16.9%	83.1%	1.10	1.20	89.2%	82.8%	90.5%	59.2%	40.8%
CHO 6	3,604	4,186	1.16	22.0%	78.0%	1.11	1.18	88.9%	86.3%	89.6%	73.8%	26.2%
CHO 7	7,111	8,381	1.18	20.4%	79.6%	1.10	1.20	86.9%	85.0%	87.4%	71.3%	28.7%
CHO 8	6,479	7,740	1.19	17.5%	82.5%	1.11	1.22	89.9%	84.0%	91.1%	59.2%	40.8%
CHO 9	7,143	8,276	1.16	18.3%	81.7%	1.08	1.18	87.4%	84.8%	88.0%	68.2%	31.8%
other Community Services	722	791	1.10	41.0%	59.0%	1.10	1.09	85.1%	81.8%	87.4%	91.9%	8.1%
<b>Community Services</b>	<b>57,048</b>	<b>67,389</b>	<b>1.18</b>	<b>18.2%</b>	<b>81.8%</b>	<b>1.10</b>	<b>1.20</b>	<b>84.0%</b>	<b>80.1%</b>	<b>84.8%</b>	<b>66.1%</b>	<b>33.9%</b>
Health & Wellbeing	654	732	1.12	19.0%	81.0%	1.06	1.14	88.1%	88.5%	88.0%	83.9%	16.1%
Corporate	4,997	5,402	1.08	29.9%	70.1%	1.03	1.10	88.8%	84.7%	90.6%	87.1%	12.9%
Health Business Services	400	413	1.03	66.3%	33.7%	1.02	1.07	95.4%	94.9%	96.4%	94.4%	5.6%
<b>H&amp;WB, Corporate &amp; National</b>	<b>6,050</b>	<b>6,547</b>	<b>1.08</b>	<b>31.0%</b>	<b>69.0%</b>	<b>1.03</b>	<b>1.11</b>	<b>89.2%</b>	<b>86.3%</b>	<b>90.5%</b>	<b>87.2%</b>	<b>12.8%</b>

Care Group by WTE, Headcount,  
Gender, Full-Time /Part-Time etc.: Jul  
2022

Grade Group	WTE	Headcount	WTE: no.	% Male	% female	Male WTE: no.	Female WTE: no.	% Total Perm	% Male Perm	% Female Perm	% Total Full Time	% Total Part Time
<b>Overall</b>	<b>135,294</b>	<b>155,595</b>	<b>1.15</b>	<b>21.9%</b>	<b>78.1%</b>	<b>1.08</b>	<b>1.17</b>	<b>81.4%</b>	<b>73.8%</b>	<b>83.5%</b>	<b>72.8%</b>	<b>27.2%</b>
Acute Hospital Services	70,166	79,553	1.13	22.9%	77.1%	1.08	1.15	78.5%	67.0%	81.9%	76.6%	23.4%
Ambulance Services	2,031	2,106	1.04	71.0%	29.0%	1.03	1.06	86.6%	88.2%	82.6%	99.2%	0.8%
<b>Acute Services</b>	<b>72,197</b>	<b>81,659</b>	<b>1.13</b>	<b>24.2%</b>	<b>75.8%</b>	<b>1.08</b>	<b>1.15</b>	<b>78.7%</b>	<b>68.6%</b>	<b>81.9%</b>	<b>77.1%</b>	<b>22.9%</b>
Community Health & Wellbeing	272	331	1.22	12.4%	87.6%	1.26	1.21	83.4%	65.9%	85.9%	71.0%	29.0%
Mental Health	10,396	11,612	1.12	27.0%	73.0%	1.07	1.13	82.7%	79.7%	83.9%	85.5%	14.5%
Primary Care	12,399	15,008	1.21	14.4%	85.6%	1.15	1.22	79.5%	66.9%	81.7%	69.7%	30.3%
Disabilities	19,747	23,274	1.18	19.6%	80.4%	1.10	1.20	88.3%	87.0%	88.6%	58.1%	41.9%
Older People	13,749	16,641	1.21	13.7%	86.3%	1.10	1.23	82.5%	79.4%	83.0%	59.5%	40.5%
CHO Operations	485	523	1.08	18.9%	81.1%	1.06	1.08	91.6%	86.9%	92.7%	91.8%	8.2%
<b>Community Services</b>	<b>57,048</b>	<b>67,389</b>	<b>1.18</b>	<b>18.2%</b>	<b>81.8%</b>	<b>1.10</b>	<b>1.20</b>	<b>84.0%</b>	<b>80.1%</b>	<b>84.8%</b>	<b>66.1%</b>	<b>33.9%</b>
Health Business Service	400	413	1.03	66.3%	33.7%	1.02	1.07	95.4%	94.9%	96.4%	94.4%	5.6%
Corporate Functions	4,997	5,402	1.08	29.9%	70.1%	1.03	1.10	88.8%	84.7%	90.6%	87.1%	12.9%
Health & Well-being	654	732	1.12	19.0%	81.0%	1.06	1.14	88.1%	88.5%	88.0%	83.9%	16.1%
<b>H&amp;WB, Corporate &amp; National</b>	<b>6,050</b>	<b>6,547</b>	<b>1.08</b>	<b>31.0%</b>	<b>69.0%</b>	<b>1.03</b>	<b>1.11</b>	<b>89.2%</b>	<b>86.3%</b>	<b>90.5%</b>	<b>87.2%</b>	<b>12.8%</b>



**Hospital Employment by WTE,  
Headcount, Gender, Full-Time  
/Part-Time etc.: Jul 2022**

Grade Group	WTE	Headcount	WTE: no.	% Male	% female	Male WTE: no.	Female WTE: no.	% Total Perm	% Male Perm	% Female Perm	% Total Full Time	% Total Part Time
<b>Overall</b>	<b>135,294</b>	<b>155,595</b>	<b>1.15</b>	<b>21.9%</b>	<b>78.1%</b>	<b>1.08</b>	<b>1.17</b>	<b>81.4%</b>	<b>73.8%</b>	<b>83.5%</b>	<b>72.8%</b>	<b>27.2%</b>
Ambulance Services	2,031	2,106	1.04	71.0%	29.0%	1.03	1.06	86.6%	88.2%	82.6%	99.2%	0.8%
<b>National Ambulance Service</b>	<b>2,031</b>	<b>2,106</b>	<b>1.04</b>	<b>71.0%</b>	<b>29.0%</b>	<b>1.03</b>	<b>1.06</b>	<b>86.6%</b>	<b>88.2%</b>	<b>82.6%</b>	<b>99.2%</b>	<b>0.8%</b>
CHI at Connolly	138	164	1.19	9.1%	90.9%	1.17	1.19	85.4%	53.3%	88.6%	70.1%	29.9%
CHI at Crumlin	2,183	2,597	1.19	16.7%	83.3%	1.15	1.20	79.2%	68.4%	81.4%	67.7%	32.3%
CHI at Tallaght	287	344	1.20	14.5%	85.5%	1.29	1.18	70.6%	44.0%	75.2%	75.9%	24.1%
CHI at Temple Street	1,290	1,550	1.20	19.2%	80.8%	1.24	1.19	73.9%	59.7%	77.3%	78.3%	21.7%
CHI Programme	103	111	1.08	37.8%	62.2%	1.06	1.09	30.6%	33.3%	29.0%	95.5%	4.5%
CHI Corporate	33	33	1.00	33.3%	66.7%	1.00	1.00	75.8%	90.9%	68.2%	100.0%	0.0%
<b>Children's Health Ireland</b>	<b>4,034</b>	<b>4,799</b>	<b>1.19</b>	<b>17.7%</b>	<b>82.3%</b>	<b>1.18</b>	<b>1.19</b>	<b>76.0%</b>	<b>62.2%</b>	<b>78.9%</b>	<b>72.7%</b>	<b>27.3%</b>
Coombe Women & Infants University	974	1,089	1.12	14.8%	85.2%	1.02	1.14	82.5%	71.4%	84.4%	71.0%	29.0%
MRH Portlaoise	824	915	1.11	19.6%	80.4%	1.03	1.13	81.9%	68.7%	85.1%	78.3%	21.7%
MRH Tullamore	1,192	1,315	1.10	22.6%	77.4%	1.03	1.13	85.2%	70.4%	89.6%	80.8%	19.2%
Naas General	877	1,008	1.15	19.6%	80.4%	1.09	1.17	85.7%	79.3%	87.3%	82.4%	17.6%
St. James's	4,526	5,291	1.17	25.4%	74.6%	1.15	1.18	80.3%	71.6%	83.3%	83.7%	16.3%
St. Luke's Rathgar	542	575	1.06	27.1%	72.9%	1.02	1.08	78.6%	73.1%	80.7%	84.9%	15.1%
Tallaght University	3,074	3,611	1.17	26.9%	73.1%	1.17	1.18	74.9%	64.1%	78.8%	78.9%	21.1%
Hospital Group HQ	57	60	1.06	16.7%	83.3%	1.00	1.07	86.7%	60.0%	92.0%	95.0%	5.0%
<b>Dublin Midlands Hospital Group</b>	<b>12,066</b>	<b>13,864</b>	<b>1.15</b>	<b>23.9%</b>	<b>76.1%</b>	<b>1.12</b>	<b>1.16</b>	<b>80.0%</b>	<b>69.6%</b>	<b>83.2%</b>	<b>80.8%</b>	<b>19.2%</b>
Cappagh National Orthopaedic	487	548	1.13	24.6%	75.4%	1.02	1.17	86.7%	74.8%	90.6%	73.9%	26.1%
Mater Misericordiae University	3,749	4,126	1.10	25.9%	74.1%	1.07	1.11	77.8%	69.0%	80.9%	81.6%	18.4%
MRH Mullingar	1,078	1,186	1.10	20.6%	79.4%	1.03	1.12	83.6%	59.0%	89.9%	81.0%	19.0%
National Maternity	949	1,068	1.13	17.8%	82.2%	1.07	1.14	73.9%	64.7%	75.9%	70.4%	29.6%
Our Lady's Navan	624	718	1.15	25.8%	74.2%	1.06	1.19	85.7%	71.4%	90.6%	68.1%	31.9%
St. Columcille's	468	529	1.13	23.4%	76.6%	1.08	1.15	82.8%	84.7%	82.2%	80.9%	19.1%
St Luke's General Kilkenny	1,238	1,403	1.13	22.7%	77.3%	1.03	1.17	78.2%	57.7%	84.2%	67.9%	32.1%
St. Michael's	420	488	1.16	25.2%	74.8%	1.13	1.17	91.4%	90.2%	91.8%	79.3%	20.7%
St. Vincent's University	3,260	3,497	1.07	28.7%	71.3%	1.03	1.09	96.8%	96.1%	97.1%	84.3%	15.7%
Wexford General	1,141	1,285	1.13	23.0%	77.0%	1.04	1.16	85.7%	69.8%	90.4%	74.9%	25.1%
Royal Victoria Eye & Ear	340	393	1.16	27.5%	72.5%	1.06	1.20	81.2%	67.6%	86.3%	64.6%	35.4%
IEHG Bank	16	22	1.39	13.6%	86.4%	1.12	1.45	100.0%	100.0%	100.0%	31.8%	68.2%

**Hospital Employment by WTE,  
Headcount, Gender, Full-Time  
/Part-Time etc.: Jul 2022**

Grade Group	WTE	Headcount	WTE: no.	% Male	% female	Male WTE: no.	Female WTE: no.	% Total Perm	% Male Perm	% Female Perm	% Total Full Time	% Total Part Time
<b>Overall</b>	<b>135,294</b>	<b>155,595</b>	<b>1.15</b>	<b>21.9%</b>	<b>78.1%</b>	<b>1.08</b>	<b>1.17</b>	<b>81.4%</b>	<b>73.8%</b>	<b>83.5%</b>	<b>72.8%</b>	<b>27.2%</b>
Hospital Group HQ	70	84	1.20	21.4%	78.6%	1.16	1.21	88.1%	72.2%	92.4%	73.8%	26.2%
National Rehabilitation	610	675	1.11	24.9%	75.1%	1.08	1.12	78.8%	75.6%	79.9%	78.1%	21.9%
<b>Ireland East Hospital Group</b>	<b>14,448</b>	<b>16,022</b>	<b>1.11</b>	<b>24.9%</b>	<b>75.1%</b>	<b>1.05</b>	<b>1.13</b>	<b>84.2%</b>	<b>75.9%</b>	<b>87.0%</b>	<b>78.0%</b>	<b>22.0%</b>
Beaumont	4,204	4,585	1.09	27.5%	72.5%	1.03	1.12	83.8%	75.9%	86.8%	78.4%	21.6%
Cavan General	1,244	1,409	1.13	19.3%	80.7%	1.05	1.15	86.6%	66.9%	91.3%	73.1%	26.9%
Connolly	1,571	1,821	1.16	26.7%	73.3%	1.14	1.17	78.6%	71.2%	81.3%	85.2%	14.8%
Louth County	294	335	1.14	19.7%	80.3%	1.07	1.16	98.8%	97.0%	99.3%	70.7%	29.3%
Monaghan	149	171	1.15	6.4%	93.6%	1.08	1.16	98.2%	90.9%	98.8%	61.4%	38.6%
Our Lady of Lourdes	2,445	2,709	1.11	22.3%	77.7%	1.05	1.12	85.8%	72.8%	89.6%	83.5%	16.5%
Rotunda	985	1,215	1.23	15.7%	84.3%	1.23	1.23	74.4%	60.2%	77.1%	72.5%	27.5%
Hospital Group HQ	63	66	1.05	18.2%	81.8%	1.00	1.06	98.5%	91.7%	100.0%	95.5%	4.5%
<b>RCSI Hospitals Group</b>	<b>10,955</b>	<b>12,311</b>	<b>1.12</b>	<b>23.6%</b>	<b>76.4%</b>	<b>1.07</b>	<b>1.14</b>	<b>83.5%</b>	<b>73.2%</b>	<b>86.7%</b>	<b>79.0%</b>	<b>21.0%</b>
Galway University	4,100	4,628	1.13	23.1%	76.9%	1.07	1.15	73.6%	57.8%	78.3%	74.9%	25.1%
Letterkenny University	2,022	2,379	1.18	23.7%	76.3%	1.13	1.19	71.6%	56.4%	76.4%	68.4%	31.6%
Mayo University	1,389	1,577	1.14	21.1%	78.9%	1.07	1.16	77.4%	62.3%	81.4%	72.7%	27.3%
Portiuncula University	932	1,048	1.12	22.7%	77.3%	1.06	1.15	75.9%	50.4%	83.3%	70.3%	29.7%
Roscommon University	432	487	1.13	19.7%	80.3%	1.08	1.14	74.7%	61.5%	78.0%	70.8%	29.2%
Sligo University	1,970	2,320	1.18	24.2%	75.8%	1.15	1.19	76.2%	60.1%	81.3%	74.6%	25.4%
Hospital Group HQ	102	107	1.05	20.6%	79.4%	1.01	1.06	77.6%	72.7%	78.8%	91.6%	8.4%
<b>Saolta University Hospital Care</b>	<b>10,947</b>	<b>12,546</b>	<b>1.15</b>	<b>23.0%</b>	<b>77.0%</b>	<b>1.09</b>	<b>1.16</b>	<b>74.4%</b>	<b>58.1%</b>	<b>79.3%</b>	<b>72.9%</b>	<b>27.1%</b>
Bantry General	323	372	1.15	15.1%	84.9%	1.14	1.15	75.5%	60.7%	78.2%	66.9%	33.1%
Cork University	4,739	5,383	1.14	23.4%	76.6%	1.07	1.16	61.1%	47.4%	65.3%	77.1%	22.9%
Lourdes Orthopaedic Kilcreene	70	81	1.16	18.5%	81.5%	1.05	1.19	92.6%	73.3%	97.0%	48.1%	51.9%
Mallow General	264	311	1.18	15.1%	84.9%	1.11	1.19	67.5%	46.8%	71.2%	69.1%	30.9%
Mercy University	1,358	1,540	1.13	21.3%	78.7%	1.03	1.17	76.6%	68.0%	78.9%	65.0%	35.0%
South Infirmary Victoria University	846	1,021	1.21	19.5%	80.5%	1.11	1.23	73.2%	58.8%	76.6%	48.9%	51.1%
South Tipperary General	1,058	1,192	1.13	19.1%	80.9%	1.05	1.15	77.2%	61.8%	80.8%	68.5%	31.5%
UH Kerry	1,372	1,567	1.14	20.5%	79.5%	1.05	1.17	60.4%	47.8%	63.7%	72.7%	27.3%
UH Waterford	2,300	2,572	1.12	23.8%	76.2%	1.04	1.14	83.4%	69.5%	87.7%	75.2%	24.8%
Hospital Group HQ	72	92	1.28	16.3%	83.7%	1.41	1.25	67.4%	53.3%	70.1%	76.1%	23.9%
<b>South/South West Hospital Group</b>	<b>12,401</b>	<b>14,131</b>	<b>1.14</b>	<b>21.8%</b>	<b>78.2%</b>	<b>1.06</b>	<b>1.16</b>	<b>69.7%</b>	<b>56.2%</b>	<b>73.5%</b>	<b>71.6%</b>	<b>28.4%</b>

**Hospital Employment by WTE,  
Headcount, Gender, Full-Time  
/Part-Time etc.: Jul 2022**

Grade Group	WTE	Headcount	WTE: no.	% Male	% female	Male WTE: no.	Female WTE: no.	% Total Perm	% Male Perm	% Female Perm	% Total Full Time	% Total Part Time
<b>Overall</b>	<b>135,294</b>	<b>155,595</b>	<b>1.15</b>	<b>21.9%</b>	<b>78.1%</b>	<b>1.08</b>	<b>1.17</b>	<b>81.4%</b>	<b>73.8%</b>	<b>83.5%</b>	<b>72.8%</b>	<b>27.2%</b>
Croom Orthopaedic	300	329	1.10	23.7%	76.3%	1.03	1.12	84.8%	70.5%	89.2%	77.2%	22.8%
Ennis	253	285	1.13	15.4%	84.6%	1.05	1.14	84.6%	63.6%	88.4%	68.4%	31.6%
Nenagh	291	328	1.13	16.5%	83.5%	1.04	1.15	87.8%	70.4%	91.2%	68.0%	32.0%
St. John's Limerick	334	371	1.11	14.0%	86.0%	1.01	1.13	91.9%	78.8%	94.0%	71.4%	28.6%
UH Limerick	3,625	3,994	1.10	23.0%	77.0%	1.05	1.12	77.3%	67.1%	80.3%	83.5%	16.5%
UMH Limerick	387	442	1.14	7.7%	92.3%	1.08	1.15	82.6%	64.7%	84.1%	74.7%	25.3%
Hospital Group HQ	11	11	1.04	27.3%	72.7%	1.03	1.05	90.9%	66.7%	100.0%	100.0%	0.0%
University of Limerick Hospital Group	5,200	5,760	1.11	20.6%	79.4%	1.04	1.13	80.0%	67.8%	83.2%	80.1%	19.9%
other Acute Services	115	120	1.04	25.8%	74.2%	1.03	1.04	92.5%	80.6%	96.6%	94.2%	5.8%
<b>Acute Services</b>	<b>72,197</b>	<b>81,659</b>	<b>1.13</b>	<b>24.2%</b>	<b>75.8%</b>	<b>1.08</b>	<b>1.15</b>	<b>78.7%</b>	<b>68.6%</b>	<b>81.9%</b>	<b>77.1%</b>	<b>22.9%</b>
CHO 1	6,312	7,323	1.16	17.4%	82.6%	1.09	1.17	82.1%	82.1%	82.0%	65.9%	34.1%
CHO 2	5,836	6,858	1.18	19.3%	80.7%	1.11	1.19	85.2%	79.8%	86.5%	61.9%	38.1%
CHO 3	5,089	6,034	1.19	14.5%	85.5%	1.09	1.20	84.3%	79.7%	85.0%	58.8%	41.2%
CHO 4	8,935	10,926	1.22	16.6%	83.4%	1.13	1.24	69.9%	62.3%	71.4%	71.6%	28.4%
CHO 5	5,815	6,874	1.18	16.9%	83.1%	1.10	1.20	89.2%	82.8%	90.5%	59.2%	40.8%
CHO 6	3,604	4,186	1.16	22.0%	78.0%	1.11	1.18	88.9%	86.3%	89.6%	73.8%	26.2%
CHO 7	7,111	8,381	1.18	20.4%	79.6%	1.10	1.20	86.9%	85.0%	87.4%	71.3%	28.7%
CHO 8	6,479	7,740	1.19	17.5%	82.5%	1.11	1.22	89.9%	84.0%	91.1%	59.2%	40.8%
CHO 9	7,143	8,276	1.16	18.3%	81.7%	1.08	1.18	87.4%	84.8%	88.0%	68.2%	31.8%
other Community Services	722	791	1.10	41.0%	59.0%	1.10	1.09	85.1%	81.8%	87.4%	91.9%	8.1%
<b>Community Services</b>	<b>57,048</b>	<b>67,389</b>	<b>1.18</b>	<b>18.2%</b>	<b>81.8%</b>	<b>1.10</b>	<b>1.20</b>	<b>84.0%</b>	<b>80.1%</b>	<b>84.8%</b>	<b>66.1%</b>	<b>33.9%</b>
Health & Wellbeing	654	732	1.12	19.0%	81.0%	1.06	1.14	88.1%	88.5%	88.0%	83.9%	16.1%
Corporate	4,997	5,402	1.08	29.9%	70.1%	1.03	1.10	88.8%	84.7%	90.6%	87.1%	12.9%
Health Business Services	400	413	1.03	66.3%	33.7%	1.02	1.07	95.4%	94.9%	96.4%	94.4%	5.6%
<b>H&amp;WB, Corporate &amp; National</b>	<b>6,050</b>	<b>6,547</b>	<b>1.08</b>	<b>31.0%</b>	<b>69.0%</b>	<b>1.03</b>	<b>1.11</b>	<b>89.2%</b>	<b>86.3%</b>	<b>90.5%</b>	<b>87.2%</b>	<b>12.8%</b>

Summary Staffing: July 2022

WTE change since Jun 22	% change since Jun 22	Change since Jun 22	Consultants	Registrars	SHO/ Interns	Medical other	Medical & Dental	Nurse Manager	CNMS/ ANMP	PHN	Nurse Student	Nurse other	Staff Nurse	Nursing & Midwifery	Science & Diag	Psychologists	Pharmacy	H&SC, Other	Social Care	Social Workers	Therapists	Health & Social Care Professionals	VIII+	Clerical (III & IV)	Grade V-VII	Management & Administrative	Support	Mainten/Tech	General Support	HCA's	Home Help	Ambulance	Care, other	Patient & Client Care		
<b>Overall</b>	<b>+0.3%</b>	<b>+461</b>	<b>3,713</b>	<b>4,276</b>	<b>3,521</b>	<b>797</b>	<b>12,306</b>	<b>9,123</b>	<b>2,698</b>	<b>1,478</b>	<b>1,113</b>	<b>319</b>	<b>28,026</b>	<b>42,756</b>	<b>4,917</b>	<b>1,098</b>	<b>1,295</b>	<b>1,219</b>	<b>3,114</b>	<b>1,334</b>	<b>6,091</b>	<b>19,069</b>	<b>2,378</b>	<b>12,825</b>	<b>7,299</b>	<b>22,502</b>	<b>9,045</b>	<b>1,187</b>	<b>10,232</b>	<b>19,534</b>	<b>3,648</b>	<b>1,904</b>	<b>3,343</b>	<b>28,429</b>		
NAS	+0.1%	2,031	1				1	2						2									15	45	49	109	4	1	5	1		1,902		11	1,914	
CHI	+0.0%	4,034	254	216	95	1	566	366	196		66	9	916	1,554	304	49	60	25		64	152	655	77	437	332	847	206	16	222	180				11	191	
DMHG	+1.1%	12,066	544	561	465	11	1,581	982	276		168	39	2,993	4,458	1,004	15	239	43		91	428	1,821	144	1,116	606	1,866	815	131	947	1,364			29	1,394		
IEHG	+0.6%	14,448	638	734	679	33	2,085	1,189	383		177	47	3,664	5,460	837	47	216	33		106	597	1,835	153	1,334	723	2,209	1,388	132	1,520	1,304			34	1,338		
RCSI	+0.8%	10,955	509	532	511	5	1,557	967	261		114	27	2,872	4,242	630	15	151	13		73	400	1,282	108	1,044	495	1,647	1,010	92	1,102	1,094			32	1,126		
Saolta	+1.1%	10,947	503	518	639	13	1,673	670	281		134	30	3,157	4,272	705	3	186	19		2	42	314	1,272	62	1,228	352	1,642	953	98	1,051	958			78	1,036	
SSWHG	+1.3%	12,401	544	598	607	12	1,761	942	239		120	14	3,559	4,875	907	6	190	6		41	425	1,575	77	1,357	398	1,831	1,515	39	1,554	786		1	18	805		
ULHG	+0.7%	5,200	194	238	257	1	689	410	108		41	10	1,465	2,034	258	4	62	9		11	113	457	41	593	200	833	725	37	761	418			7	425		
other Acute	+1.2%	115						14						14	4							12	35	8	47	90										
<b>Acute Services</b>	<b>+0.9%</b>	<b>72,197</b>	<b>3,187</b>	<b>3,397</b>	<b>3,254</b>	<b>75</b>	<b>9,914</b>	<b>5,543</b>	<b>1,745</b>	<b>0</b>	<b>820</b>	<b>176</b>	<b>18,626</b>	<b>26,910</b>	<b>4,649</b>	<b>139</b>	<b>1,111</b>	<b>149</b>	<b>3</b>	<b>429</b>	<b>2,428</b>	<b>8,909</b>	<b>711</b>	<b>7,161</b>	<b>3,202</b>	<b>11,074</b>	<b>6,616</b>	<b>546</b>	<b>7,162</b>	<b>6,105</b>		<b>1,903</b>	<b>220</b>	<b>8,228</b>		
CHO 1	-0.1%	6,312	39	79	21	59	198	378	145	149	39	8	1,075	1,793	10	68	4	42	15	100	389	628	78	550	222	850	291	36	327	1,626	716		173	2,515		
CHO 2	-0.9%	5,836	44	112	31	57	244	321	129	175	27	3	926	1,581	9	85	5	72	296	90	391	949	70	443	211	724	140	75	215	1,413	385		325	2,123		
CHO 3	-0.8%	5,089	31	52	21	52	156	61	120	6	4	7	859	1,321	9	124	6	32	277	61	276	784	124	54	358	218	629	146	81	226	1,354	334		285	1,973	
CHO 4	-0.3%	8,935	64	101	39	130	333	496	99	211	52	1	1,506	2,365	14	144	10	73	269	136	531	1,177	86	571	233	890	356	23	379	2,248	1,023		520	3,791		
CHO 5	-0.1%	5,815	36	54	32	74	196	374	90	162	31	4	989	1,649	6	82	3	47	160	63	369	730	69	363	196	628	280	29	309	1,364	648		291	2,303		
CHO 6	+0.4%	3,604	52	54	17	45	168	106	30	52	7	6	569	918	19	30	66	101	6	15	419	61	255	841	66	87	271	220	578	180	23	203	573		322	896
CHO 7	-0.4%	7,111	64	96	44	63	266	445	117	165	29	12	1,063	1,830	8	88	42	45	454	116	480	1,233	111	423	259	793	392	46	438	1,757	130		663	2,551		
CHO 8	-0.1%	6,479	48	141	21	66	275	365	120	213	40	12	998	1,748	12	109	11	57	424	99	378	1,090	76	524	238	838	111	62	174	1,683	413		257	2,354		
CHO 9	-0.4%	7,143	70	103	38	57	268	481	138	179	48	19	1,213	2,078	27	184	28	66	794	147	573	1,818	103	538	323	964	392	34	426	1,321		269	1,590			
other Comm	-0.8%	722	17	29	3		49	82	9		2	2	163	257	8	8	9	3	3	29	10	68	72	65	105	242	21	10	31	61			14	75		
<b>Community Services</b>	<b>-0.3%</b>	<b>57,048</b>	<b>464</b>	<b>822</b>	<b>266</b>	<b>602</b>	<b>2,154</b>	<b>3,403</b>	<b>938</b>	<b>1,476</b>	<b>294</b>	<b>70</b>	<b>9,360</b>	<b>15,540</b>	<b>122</b>	<b>958</b>	<b>124</b>	<b>451</b>	<b>3,111</b>	<b>902</b>	<b>3,652</b>	<b>9,319</b>	<b>805</b>	<b>4,107</b>	<b>2,224</b>	<b>7,136</b>	<b>2,309</b>	<b>419</b>	<b>2,729</b>	<b>13,401</b>	<b>3,648</b>		<b>3,121</b>	<b>20,170</b>		
HWB	+0.2%	654	17	32			91	140	40	1	2		29	72	56	1	4	43			5	110	60	99	161	320	2	2	7				2	10		
Corp	+0.6%	4,997	45	25	1	28	98	133	14	0		72	11	230	89		56	577		3	6	730	756	1,406	1,644	3,806	101	11	112	20		1		21		
HBS	+0.2%	400					5							5	1							1	45	52	69	166	16	211	227	1					1	
<b>H&amp;WB, Corporate &amp; National</b>	<b>+0.5%</b>	<b>6,050</b>	<b>61</b>	<b>57</b>	<b>1</b>	<b>119</b>	<b>238</b>	<b>178</b>	<b>15</b>	<b>2</b>	<b>72</b>	<b>40</b>	<b>306</b>	<b>146</b>	<b>1</b>	<b>60</b>	<b>620</b>		<b>3</b>	<b>11</b>	<b>841</b>	<b>861</b>	<b>1,558</b>	<b>1,873</b>	<b>4,292</b>	<b>120</b>	<b>222</b>	<b>341</b>	<b>28</b>			<b>1</b>	<b>2</b>	<b>31</b>		
			<b>+43</b>	<b>+125</b>	<b>-60</b>	<b>-13</b>	<b>+94</b>	<b>+44</b>	<b>+33</b>	<b>+6</b>	<b>-36</b>	<b>-1</b>	<b>+167</b>	<b>+211</b>	<b>+75</b>	<b>-7</b>	<b>-2</b>	<b>-49</b>	<b>+11</b>	<b>+1</b>	<b>-17</b>	<b>+12</b>	<b>+9</b>	<b>+138</b>	<b>+111</b>	<b>+258</b>	<b>+50</b>	<b>+7</b>	<b>+57</b>	<b>-128</b>	<b>-2</b>	<b>+3</b>	<b>-45</b>	<b>-171</b>		

Year-to-date Summary

WTE change since Dec 21	% change since Dec 21	Change since Dec 21	Consultants	Registrars	SHO/ Interns	Medical other	Medical & Dental	Nurse Manager	CNMS/ ANMP	PHN	Nurse Student	Nurse other	Staff Nurse	Nursing & Midwifery	Science & Diag	Psychologists	Pharmacy	H&SC, Other	Social Care	Social Workers	Therapists	Health & Social Care Professionals	VIII+	Clerical (III & IV)	Grade V-VII	Management & Administrative	Support	Mainten/Tech	General Support	HCA's	Home Help	Ambulance	Care, other	Patient & Client Care
<b>Overall</b>	<b>+2.2%</b>	<b>+2,971</b>	<b>+105</b>	<b>+171</b>	<b>-66</b>	<b>-17</b>	<b>+193</b>	<b>+271</b>	<b>+216</b>	<b>-45</b>	<b>+587</b>	<b>-25</b>	<b>+176</b>	<b>+1,180</b>	<b>-2</b>	<b>+3</b>	<b>+4</b>	<b>-104</b>	<b>-13</b>	<b>+38</b>	<b>+145</b>	<b>+70</b>	<b>+162</b>	<b>+164</b>	<b>+594</b>	<b>+920</b>	<b>+231</b>	<b>-10</b>	<b>+221</b>	<b>+208</b>	<b>+103</b>	<b>-32</b>	<b>+109</b>	<b>+387</b>
NAS	-1.4%	-29		-1	-1		-2	+0						+0								+3	+2	+1	+6	+1		+1	+0			-33	-2	-35
CHI	+1.5%	+60	+8	+3	-9	+0	+2	+7	+9		+3	+2	+10	+32	+4	+2	-1	-2		-0	-15	-12	+9	+19	+10	+38	+1	-0	+1	+0				+0
DMHG	+3.1%	+359	+30	+30	-7	+3	+56	+34	+19		+125	-2	-18	+158	-8	-2	-13	-20		+1	+15	-25	+5	+1	+52	+58	+12	+5	+17	+94			+0	+94
IEHG	+2.3%	+319	+17	+19	+3	+3	+43	+73	+22		+109	-21	-11	+172	-15	+3	-2	-7		+3	-11	-29	+16	+17	+45	+78	+18	+4	+22	+29			+3	+33
RCSI	+3.3%	+349	+7	+1	+11	+0	+19	+53	+26		+71	-10	+83	+222	+22	+1	-6	-15		+2	+22	+8	+13	+12	+29	+28	+28	+1	+29	+38			-0	+38
Saolta	+3.6%	+381	+13	+25	-26	+0	+12	+28	+13		+104	-5	+125	+265	+14	-0	+7	-50	+0	+6	+3	-20	+6	+15	+13	+35	+34	+2	+36	+46			+8	+54
SSWHG	+3.9%	+467	+8	+34	+11	+1	+54	+39	+17		+71	+1	+24	+152	+3	+2	+12	-29		+3	+33	+24	+11	+55	+36	+102	+109	-0	+108	+23		+1	+3	+27
ULHG	+3.1%	+157	+3	+19	-10	+0	+12	+22	+18		+32	-1	-15	+56	-14	+0	+5	-5		-2	+3	-7	-24	-1	+35	+27	+61	+43	-2	+41	+12		+0	+12
other Acute	+4.2%	+5					-1																											

CHO 9	+2.8%	+194	+5	+12	-33	+1	-15	+24	+36	-2	-11	-4	-11	+31	-7	+1	-2	-3	+48	+9	+43	+90	+18	+31	+80	+129	-10	-3	-13	-64			+36	-28
other Comm	+1.8%	+13	-0	+6	-3	-0	+2	+0	-3		+0	-11	-14	-0	+1	+5	-1	-1	-5	-2	-3	+3	-4	+28	+26	+1	+3	+4	-1			-2	-3	
<b>Community Services</b>	<b>+4.9%</b>	<b>+2,671</b>	<b>+24</b>	<b>+120</b>	<b>-75</b>	<b>-40</b>	<b>+30</b>	<b>+112</b>	<b>+123</b>	<b>-77</b>	<b>+80</b>	<b>+4</b>	<b>+137</b>	<b>+379</b>	<b>+3</b>	<b>+4</b>	<b>+17</b>	<b>+56</b>	<b>+206</b>	<b>+50</b>	<b>+318</b>	<b>+654</b>	<b>+145</b>	<b>+253</b>	<b>+528</b>	<b>+926</b>	<b>-100</b>	<b>-2</b>	<b>-101</b>	<b>+379</b>	<b>+105</b>	<b>+298</b>	<b>+783</b>	
HWB	+27.8%	+142	+15	+3		-10	+7	+25	-3	-1			+25	+47	-4		-0	+5			-5	-4	+19	+15	+52	+86	+1	+1	+7			-2	+6	
Corp	+20.0%	+833	+2	-5	-1	+3	-1	+21	+2	-0			+3	+0	+26	-4	-1	+10	+29		-0	+1	+36	+130	+190	+443	+763	+6	-1	+5			-2	+3
HBS	-41.5%	-284						+2					-1	+1								-1	-17	-174	-73	-264	-3	-17	-20					
<b>H&amp;WB, Corporate &amp; National</b>	<b>+12.9%</b>	<b>+692</b>	<b>+17</b>	<b>-3</b>	<b>-1</b>	<b>-8</b>	<b>+6</b>	<b>+48</b>	<b>-1</b>	<b>-1</b>		<b>+3</b>	<b>+25</b>	<b>+74</b>	<b>-8</b>	<b>-1</b>	<b>+10</b>	<b>+33</b>		<b>-0</b>	<b>-3</b>	<b>+31</b>	<b>+132</b>	<b>+32</b>	<b>+422</b>	<b>+585</b>	<b>+4</b>	<b>-18</b>	<b>-14</b>	<b>+12</b>		<b>-4</b>	<b>+9</b>	
			<b>+7.4%</b>	<b>+10.3%</b>	<b>-2.1%</b>	<b>-4.4%</b>	<b>+4.6%</b>	<b>+9.3%</b>	<b>+17.4%</b>	<b>-5.1%</b>	<b>+88.1%</b>	<b>-12.0%</b>	<b>+4.7%</b>	<b>+7.1%</b>	<b>+3.9%</b>	<b>+3.0%</b>	<b>+11.3%</b>	<b>+7.5%</b>	<b>+7.1%</b>	<b>+7.7%</b>	<b>+9.5%</b>	<b>+7.1%</b>	<b>+20.7%</b>	<b>+6.5%</b>	<b>+25.4%</b>	<b>+13.5%</b>	<b>+4.2%</b>	<b>-1.1%</b>	<b>+3.6%</b>	<b>+5.3%</b>	<b>+3.0%</b>	<b>+1.4%</b>	<b>+11.0%</b>	<b>+5.4%</b>

Dec 19 change summary

WTE change since Dec 19	% change since Dec 19	Change since Dec 19	Consultants	Registrars	SHO/ Interns	Medical other	Medical & Dental	Nurse Manager	CNMS/ ANMP	PHN	Nurse Student	Nurse other	Staff Nurse	Nursing & Midwifery	Science & Diag	Psychologists	Pharmacy	H&SC, Other	Social Care	Social Workers	Therapists	Health & Social Care Professionals	VIII+	Clerical (III & IV)	Grade V-VII	Management & Administrative	Support	Mainten/Tech	General Support	HCA's	Home Help	Ambulance	Care, other	Patient & Client Care	
<b>Overall</b>	<b>+12.9%</b>	<b>+15,477</b>	<b>+463</b>	<b>+596</b>	<b>+404</b>	<b>-15</b>	<b>+1,449</b>	<b>+1,139</b>	<b>+701</b>	<b>-60</b>	<b>+469</b>	<b>-31</b>	<b>+2,333</b>	<b>+4,552</b>	<b>+416</b>	<b>+94</b>	<b>+258</b>	<b>+97</b>	<b>+404</b>	<b>+169</b>	<b>+857</b>	<b>+2,295</b>	<b>+536</b>	<b>+1,020</b>	<b>+2,100</b>	<b>+3,656</b>	<b>+811</b>	<b>+5</b>	<b>+815</b>	<b>+2,137</b>	<b>+79</b>	<b>+76</b>	<b>+418</b>	<b>+2,711</b>	
NAS	+5.0%	+98						+1					-1								-1	-1	+3	+4	+21	+27	+0	-1	-1			+77	-4	+72	
CHI	+12.0%	+432	+34	+11	+7	-0	+52	+35	+44		-9	-2	+111	+179	+24	+11	+15	+0			+7	+16	+73	+25	+17	+61	+103	+11	+1	+12	+15			-3	+12
DMHG	+11.5%	+1,247	+80	+71	+42	+4	+197	+105	+71		+126	+3	+158	+464	+25	+3	+18	+10			+12	+61	+129	+27	+61	+112	+199	+51	+1	+52	+197			+9	+206
IEHG	+15.6%	+1,946	+87	+112	+103	+8	+310	+226	+74		+120	-29	+335	+726	+98	+14	+22	+6			+24	+83	+246	+66	+82	+179	+327	+36	+12	+47	+283			+6	+289
RCSI	+13.4%	+1,292	+69	+51	+73	-1	+191	+198	+76		+7	-16	+284	+549	+41	+3	+25	-2			+7	+67	+142	+26	+13	+146	+185	+36	+3	+39	+192			-6	+186
Saolta	+18.3%	+1,693	+41	+74	+104	+3	+221	+104	+63		+84	-3	+393	+639	+88	+2	+49	-0	+0		+16	+52	+207	+11	+180	+115	+307	+117	-5	+113	+159			+48	+207
SSWHG	+17.8%	+1,874	+66	+89	+70	+2	+227	+79	+93		+0	+52	-0	+432	+656	+123	+4	+61	-18		+8	+114	+293	+27	+88	+133	+247	+297	+6	+303	+144		+1	+3	+148
ULHG	+25.4%	+1,053	+29	+48	+60	+0	+136	+85	+32		+22	-1	+239	+377	+6	+1	+17	+2			+0	+28	+55	+5	+107	+97	+210	+438	-2	+436	-159			-1	-160
other Acute	+26.5%	+24						-0						-0	+1			+4			-1		+4	+3	+4	+13	+21								
<b>Acute Services</b>	<b>+15.4%</b>	<b>+9,659</b>	<b>+405</b>	<b>+455</b>	<b>+459</b>	<b>+16</b>	<b>+1,335</b>	<b>+832</b>	<b>+453</b>	<b>-1</b>	<b>+403</b>	<b>-48</b>	<b>+1,950</b>	<b>+3,589</b>	<b>+407</b>	<b>+39</b>	<b>+211</b>	<b>-2</b>	<b>+0</b>	<b>+74</b>	<b>+421</b>	<b>+1,149</b>	<b>+194</b>	<b>+555</b>	<b>+876</b>	<b>+1,625</b>	<b>+986</b>	<b>+15</b>	<b>+1,001</b>	<b>+830</b>		<b>+78</b>	<b>+52</b>	<b>+960</b>	
CHO 1	+15.4%	+844	+5	+14	-6	-21	-7	+28	+43	-7	+18	+2	+61	+145	+3	+8	+2	+10	+2	+4	+15	+73	+115	+18	+94	+87	+199	-15	+1	-14	+203	+160		+43	+406
CHO 2	+5.3%	+292	+2	+37	-4	-2	+32	+12	+36	-17	+18	+1	+29	+79	+12	+3	+11	+1	+14	+51	+6	+53	+139	+15	-25	+77	+67	+7	+7	-10	+46	-115		+54	-15
CHO 3	+16.8%	+732	+3	+11	-4	-6	+4	+9	+5	-8	+1		+72	+80	+3	-0	+1	-1	+32	+1	+63	+100	+16	+38	+85	+139	-17	+4	-14	+214	+158			+52	+424
CHO 4	+9.1%	+746	+9	-2	+0	+18	+25	+63	+19	-4	-8	+0	+60	+130	+2	+6	+2	+12	+29	+22	+83	+156	+13	+67	+72	+152	+19	+1	+19	+294	-101			+70	+263
CHO 5	+10.1%	+534	+6	+26	-6	+8	+34	+36	+38	-13	+18	-0	+22	+101	+3	+3	+2	+12	+4	+3	+42	+60	+26	+33	+71	+130	-52	-10	-62	+222	-21			+69	+270
CHO 6	+6.7%	+226	+4	+5	+1	-6	+5	-5	+10	-16	-7	+4	+27	+13	+1	+10	+3	+0	+55	+4	+17	+89	+19	+34	+50	+103	-12	+0	-11	+35				-8	+27
CHO 7	+9.2%	+596	+4	+1	+8	-18	-5	+49	+23	-10	-3	+2	+70	+130	+5	+7	+2	+0	+82	+12	+30	+138	+38	+73	+76	+187	-18	+5	-13	+103		+3		+53	+159
CHO 8	+5.6%	+344	+5	+35	-17	-6	+17	-7	+20	+14	+36	+3	-0	+66	-5	+20	-10	+4	+5	+56	+11	+1	+71	+14	+17	+62	+92	-16	-7	-23	+106	-5		+20	+121
CHO 9	+8.5%	+561	+1	+5	-28	+0	-22	+46	+53	+4	-6	-1	+17	+112	-10	+20	+3	-5	+99	+22	+86	+215	+23	+87	+115	+225	-59	-2	-61	+44				+48	+92
other Comm	+13.2%	+84	+1	+4	+1	-0	+5	+16	+1		+1	-11	+8		-1	+1	+6	+0	-1	+0	-1	+4	+6	-5	+29	+31	+7	+7	+14	+25				-2	+23
<b>Community Services</b>	<b>+9.5%</b>	<b>+4,959</b>	<b>+41</b>	<b>+136</b>	<b>-55</b>	<b>-33</b>	<b>+88</b>	<b>+248</b>	<b>+248</b>	<b>-56</b>	<b>+66</b>	<b>+12</b>	<b>+346</b>	<b>+864</b>	<b>+14</b>	<b>+56</b>	<b>+26</b>	<b>+47</b>	<b>+404</b>	<b>+96</b>	<b>+446</b>	<b>+1,089</b>	<b>+188</b>	<b>+411</b>	<b>+724</b>	<b>+1,324</b>	<b>-181</b>	<b>+6</b>	<b>-175</b>	<b>+1,290</b>	<b>+79</b>		<b>+400</b>	<b>+1,769</b>	
HWB	+14.0%	+80	+16	+4		+2	+22	+27	-3	-2			+27	+48	-4		+2	+9			-13	-6	+15	-0	+24	+39	+1		+1	+7				-32	-25
Corp	+26.4%	+1,045	+2	+1	-0	+2	+5	+33	+4		+6	+9	+52	+33	+0	-1	+19	+43		-1	+4	+64	+155	+214	+538	+907	+10	-0	+10			-2		-1	+7
HBS	-40.0%	-266				-2	-2	-1			-1			-1				-1					-1	-17	-160	-62	-239	-5	-17	-22				-1	-1
<b>H&amp;WB, Corporate &amp; National</b>	<b>+16.5%</b>	<b>+859</b>	<b>+17</b>	<b>+6</b>	<b>-0</b>	<b>+2</b>	<b>+25</b>	<b>+59</b>	<b>+1</b>	<b>-2</b>	<b>+5</b>	<b>+37</b>	<b>+25</b>	<b>+99</b>	<b>-4</b>	<b>-1</b>	<b>+21</b>	<b>+52</b>	<b>+14.9%</b>	<b>+14.5%</b>	<b>+16.4%</b>	<b>+13.7%</b>	<b>+29.1%</b>	<b>+8.6%</b>	<b>+40.4%</b>	<b>+19.4%</b>	<b>+9.8%</b>	<b>+0.4%</b>	<b>+8.7%</b>	<b>+12.3%</b>	<b>+2.2%</b>	<b>+4.1%</b>	<b>+14.3%</b>	<b>+10.5%</b>	

Summary Staffing: July 2022

WTE change since Jun 22	% change since Jun 22	Change since Jun 22	Consultants	Registrars	SHO/ Interns	Medical other	Medical & Dental	Nurse Manager	CNMS/ ANMP	PHN	Nurse Student	Nurse other	Staff Nurse	Nursing & Midwifery	Science & Diag	Psychologists	Pharmacy	H&SC, Other	Social Care	Social Workers	Therapists	Health & Social Care Professionals	VIII+	Clerical (III & IV)	Grade V-VII	Management & Administrative	Support	Mainten/Tech	General Support	HCA's	Home Help	Ambulance	Care, other	Patient & Client Care
<b>Overall</b>	<b>+0.3%</b>	<b>+461</b>	<b>3,713</b>	<b>4,276</b>	<b>3,521</b>	<b>797</b>	<b>12,306</b>	<b>9,123</b>	<b>2,698</b>	<b>1,478</b>	<b>1,113</b>	<b>319</b>	<b>28,026</b>	<b>42,756</b>	<b>4,917</b>	<b>1,098</b>	<b>1,295</b>	<b>1,219</b>	<b>3,114</b>	<b>1,334</b>	<b>6,091</b>	<b>19,069</b>	<b>2,378</b>	<b>12,825</b>	<b>7,299</b>	<b>22,502</b>	<b>9,045</b>	<b>1,187</b>	<b>10,232</b>	<b>19,534</b>	<b>3,648</b>	<b>1,904</b>	<b>3,343</b>	<b>28,429</b>
Acute Hospital Services	+0.9%	70,166	3,186	3,397	3,254	75	9,913	5,541	1,745	0	820	176	18,626	26,908	4,649	139	1,111	149	3	429	2,428	8,909	696	7,116	3,153	10,965	6,612	545	7,157	6,104	1	209	6,314	
Ambulance Services	+0.1%	2,031	1				1	2						2								15	45	49	109	4	1	5	1		1,902	11	1,914	
<b>Acute Services</b>	<b>+0.9%</b>	<b>72,197</b>	<b>3,187</b>	<b>3,397</b>	<b>3,254</b>	<b>75</b>	<b>9,914</b>	<b>5,543</b>	<b>1,745</b>	<b>0</b>	<b>820</b>	<b>176</b>	<b>18,626</b>	<b>26,910</b>	<b>4,649</b>	<b>139</b>	<b>1,111</b>	<b>149</b>	<b>3</b>	<b>429</b>	<b>2,428</b>	<b>8,909</b>	<b>711</b>	<b>7,161</b>	<b>3,202</b>	<b>11,074</b>	<b>6,616</b>	<b>546</b>	<b>7,162</b>	<b>6,105</b>	<b>1,903</b>	<b>220</b>	<b>8,228</b>	
Community Health & Wellbeing	-2.1%	272						4		1				5				8			7	16	14	30	70	113	1	1	0			137	137	
Mental Health	-0.6%	10,396	384	325	209	5	923	1,254	571		160	35	3,010	5,028		435	20	132	71	390	427	1,475	67	704	264	1,035	569	130	699	1,022		214	1,236	
Primary Care	-1.7%	12,399	52	474	33	499	1,059	451	237	1,450	49	6	1,063	3,255	96	288	69	241	35	185	2,113	3,027	292	1,928	832	3,052	331	65	396	739	17	855	1,611	
Disabilities	+0.2%	19,747	21	11	9	13	55	939	71	12	83	26	2,573	3,704	22	230	7	65	3,003	227	765	4,319	228	724	619	1,571	625	127	752	7,534	82	1,730	9,347	
Older People	+0.3%	13,749	7	11	14	85	117	735	54	13	2	4	2,709	3,517	4	5	20	4	2	75	339	449	108	611	242	962	779	95	874	4,103	3,550	178	7,831	
CHO Operations	+4.7%	485						20	5	1			5	31			7			26	1	34	96	110	197	404	6	1	7	3		7	10	
<b>Community Services</b>	<b>-0.3%</b>	<b>57,048</b>	<b>464</b>	<b>822</b>	<b>266</b>	<b>602</b>	<b>2,154</b>	<b>3,403</b>	<b>938</b>	<b>1,476</b>	<b>294</b>	<b>70</b>	<b>9,360</b>	<b>15,540</b>	<b>122</b>	<b>958</b>	<b>124</b>	<b>451</b>	<b>3,111</b>	<b>902</b>	<b>3,652</b>	<b>9,319</b>	<b>805</b>	<b>4,107</b>	<b>2,224</b>	<b>7,136</b>	<b>2,309</b>	<b>419</b>	<b>2,729</b>	<b>13,401</b>	<b>3,648</b>	<b>3,121</b>	<b>20,170</b>	
Health Business Service	+0.2%	400						5						5	1							45	52	69	166	16	211	227	1				1	
Corporate Functions	+0.6%	4,997	45	25	1	28	98	133	14	0	72	11	230	89			56	577		3	6	730	756	1,406	1,644	3,806	101	11	112	20		1	21	
Health & Well-being	+0.2%	654	17	32		91	140	40	1	2			29	72	56	1	4	43			5	110	60	99	161	320	2	2	7			2	10	
<b>H&amp;WB, Corporate &amp; National</b>	<b>+0.5%</b>	<b>6,050</b>	<b>61</b>	<b>57</b>	<b>1</b>	<b>119</b>	<b>238</b>	<b>178</b>	<b>15</b>	<b>2</b>	<b>72</b>	<b>40</b>	<b>306</b>	<b>146</b>	<b>1</b>	<b>60</b>	<b>620</b>		<b>3</b>	<b>11</b>	<b>841</b>	<b>861</b>	<b>1,558</b>	<b>1,873</b>	<b>4,292</b>	<b>120</b>	<b>222</b>	<b>341</b>	<b>28</b>		<b>1</b>	<b>2</b>	<b>31</b>	
			<b>+43</b>	<b>+125</b>	<b>-60</b>	<b>-13</b>	<b>+94</b>	<b>+44</b>	<b>+33</b>	<b>+6</b>	<b>-36</b>	<b>-1</b>	<b>+167</b>	<b>+211</b>	<b>+75</b>	<b>-7</b>	<b>-2</b>	<b>-49</b>	<b>+11</b>	<b>+1</b>	<b>-17</b>	<b>+12</b>	<b>+9</b>	<b>+138</b>	<b>+111</b>	<b>+258</b>	<b>+50</b>	<b>+7</b>	<b>+57</b>	<b>-128</b>	<b>-2</b>	<b>+3</b>	<b>-45</b>	<b>-171</b>

Year-to-date Summary

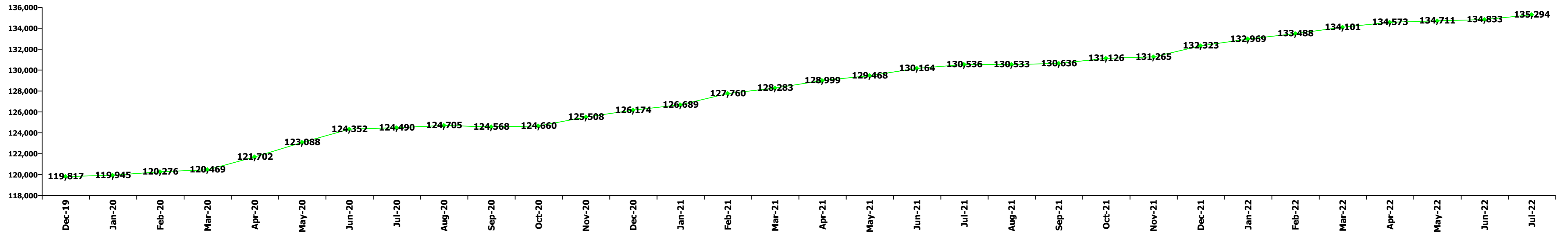
WTE change since Dec 21	% change since Dec 21	Change since Dec 21	Consultants	Registrars	SHO/ Interns	Medical other	Medical & Dental	Nurse Manager	CNMS/ ANMP	PHN	Nurse Student	Nurse other	Staff Nurse	Nursing & Midwifery	Science & Diag	Psychologists	Pharmacy	H&SC, Other	Social Care	Social Workers	Therapists	Health & Social Care Professionals	VIII+	Clerical (III & IV)	Grade V-VII	Management & Administrative	Support	Mainten/Tech	General Support	HCA's	Home Help	Ambulance	Care, other	Patient & Client Care
<b>Overall</b>	<b>+2.2%</b>	<b>+2,971</b>	<b>+105</b>	<b>+171</b>	<b>-66</b>	<b>-17</b>	<b>+193</b>	<b>+271</b>	<b>+216</b>	<b>-45</b>	<b>+587</b>	<b>-25</b>	<b>+176</b>	<b>+1,180</b>	<b>-2</b>	<b>+3</b>	<b>+4</b>	<b>-104</b>	<b>-13</b>	<b>+38</b>	<b>+145</b>	<b>+70</b>	<b>+162</b>	<b>+164</b>	<b>+594</b>	<b>+920</b>	<b>+231</b>	<b>-10</b>	<b>+221</b>	<b>+208</b>	<b>+103</b>	<b>-32</b>	<b>+109</b>	<b>+387</b>
Acute Hospital Services	+3.1%	+2,097	+86	+130	-27	+9	+198	+255	+124	-0	+515	-37	+198	+1,056	+7	+7	+4	-127	+0	+10	+27	-72	+57	+127	+219	+403	+245	+9	+255	+242	+1	+14	+257	
Ambulance Services	-1.4%	-29	-1	-1	-1		-2	+0						+0									+3	+2	+1	+6	+1		+1	+0	-33	-2	-35	
<b>Acute Services</b>	<b>+2.9%</b>	<b>+2,067</b>	<b>+86</b>	<b>+129</b>	<b>-28</b>	<b>+9</b>	<b>+196</b>	<b>+256</b>	<b>+124</b>	<b>-0</b>	<b>+515</b>	<b>-37</b>	<b>+198</b>	<b>+1,056</b>	<b>+7</b>	<b>+7</b>	<b>+4</b>	<b>-127</b>	<b>+0</b>	<b>+10</b>	<b>+27</b>	<b>-72</b>	<b>+60</b>	<b>+129</b>	<b>+220</b>	<b>+409</b>	<b>+247</b>	<b>+9</b>	<b>+256</b>	<b>+242</b>		<b>-32</b>	<b>+12</b>	<b>+223</b>
Community Health & Wellbeing	+50.4%	+91				-1	-1	+1	-3	+1			-2	-3			-2	+8			-2	+5	+0	+4	-24	-19	+1	+1	+0		+108	+108		
Mental Health	+0.3%	+34	-1	-2	-37	+1	-40	-8	+26		+110	+4	-87	+45		+8	-0	+9	-5	+11	-7	+16	+2	-10	+16	+8	-5	+1	+4	+3		+7	+10	
Primary Care	-1.5%	-183	+5	+55	-2	-0	+57	-8	+44	-48	-94	+1	+93	-12	+3	+4	-6	-10	+1	+18	+198	+207	-58	-76	-73	-207	-12	-4	-16	-227	-0	+14	-213	
Disabilities	+0.6%	+124	-0	+2	+2	-1	+3	+14	+4	-0	+56	+1	-56	+18	+1	-17	-1	-5	-9	-9	-61	-100	+11	+4	+49	+64	-2	-5	-6	+180	-0	-35	+145	
Older People	+0.9%	+126	+1	+1	-1	-10	-9	+20	+1	+0	+0	+0	+27	+19	+0	+2	+3	+0	-1	-14	-13	-25	+6	+3	+41	+51	-14	-15	+3	+103	+0	+106		
CHO Operations	-100.0%	+485						+20	+5	+1			+5	+31			+7			+26	+1	+34	+96	+110	+197	+404	+6	+1	+7	+3		+7	+10	
<b>Community Services</b>	<b>+1.2%</b>	<b>+677</b>	<b>+5</b>	<b>+55</b>	<b>-38</b>	<b>-11</b>	<b>+11</b>	<b>-10</b>	<b>+95</b>	<b>-45</b>	<b>+72</b>	<b>+5</b>	<b>-20</b>	<b>+98</b>	<b>+4</b>	<b>-3</b>	<b>-3</b>	<b>+5</b>	<b>-13</b>	<b>+31</b>	<b>+115</b>	<b>+136</b>	<b>+57</b>	<b>+35</b>	<b>+207</b>	<b>+300</b>	<b>-27</b>	<b>-7</b>	<b>-34</b>	<b>-37</b>	<b>+103</b>	<b>+101</b>	<b>+166</b>	
Health Business Service	-5.0%	-21						+0						+0			-1					-1	-2	-3	+1	-5	-1	-14	-15					
Corporate Functions	+4.9%	+234	-1	-10	+0	-1	-12	+16	-3			+6	-3	+17	-7	-1	+3	+15		-3	+2	+11	+42	+8	+161	+211	+12	+1	+13	-4		-1	-5	
Health & Well-being	+2.0%	+13	+16	-3		-14	-1	+9		-0		+0	+9	-6		-1	+3				-0	-4	+5	-6	+5	+5	+1	+1	+7			-3	+4	
<b>H&amp;WB, Corporate &amp; National</b>	<b>+3.9%</b>	<b>+226</b>	<b>+14</b>	<b>-13</b>	<b>+0</b>	<b>-15</b>	<b>-14</b>	<b>+25</b>	<b>-3</b>	<b>-0</b>	<b>+6</b>	<b>-2</b>	<b>+26</b>	<b>-13</b>	<b>-1</b>	<b>+3</b>	<b>+17</b>			<b>-3</b>	<b>+2</b>	<b>+6</b>	<b>+45</b>	<b>-1</b>	<b>+166</b>	<b>+211</b>	<b>+12</b>	<b>-13</b>	<b>-1</b>	<b>+3</b>			<b>-4</b>	<b>-1</b>
			<b>+2.9%</b>	<b>+4.2%</b>	<b>-1.8%</b>	<b>-2.1%</b>	<b>+1.6%</b>	<b>+3.1%</b>	<b>+8.7%</b>	<b>-3.0%</b>	<b>+111.5%</b>	<b>-7.3%</b>	<b>+0.6%</b>	<b>+2.8%</b>	<b>-0.0%</b>	<b>+0.3%</b>	<b>+0.3%</b>	<b>-7.9%</b>	<b>-0.4%</b>	<b>+2.9%</b>	<b>+2.4%</b>	<b>+0.4%</b>	<b>+7.3%</b>	<b>+1.3%</b>	<b>+8.9%</b>	<b>+4.3%</b>	<b>+2.6%</b>	<b>-0.9%</b>	<b>+2.2%</b>	<b>+1.1%</b>	<b>+2.9%</b>	<b>-1.7%</b>	<b>+3.4%</b>	<b>+1.4%</b>

Dec 20 change summary

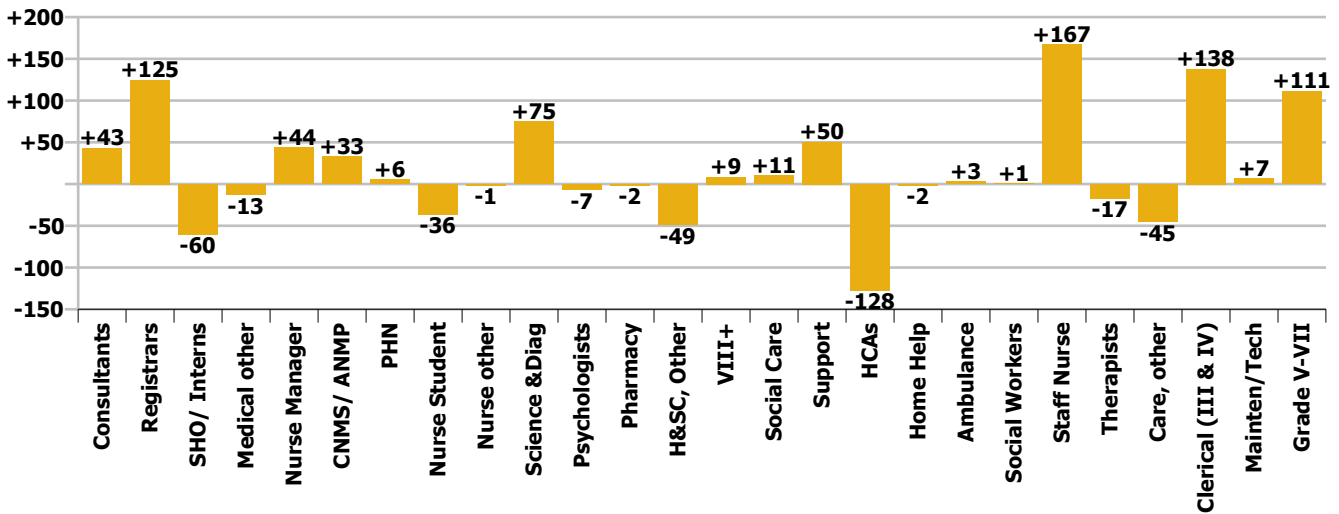
WTE change since Dec 20	% change since Dec 20	Change since Dec 20	Consultants	Registrars	SHO/ Interns	Medical other	Medical & Dental	Nurse Manager	CNMS/ ANMP	PHN	Nurse Student	Nurse other	Staff Nurse	Nursing & Midwifery	Science & Diag	Psychologists	Pharmacy	H&SC, Other	Social Care	Social Workers	Therapists	Health & Social Care Professionals	VIII+	Clerical (III & IV)	Grade V-VII	Management & Administrative	Support	Mainten/Tech	General Support	HCA's	Home Help	Ambulance	Care, other	Patient & Client Care
<b>Overall</b>	<b>+7.2%</b>	<b>+9,120</b>	<b>+255</b>	<b>+400</b>	<b>-74</b>	<b>-37</b>	<b>+544</b>	<b>+779</b>	<b>+399</b>	<b>-80</b>	<b>+522</b>	<b>-43</b>	<b>+1,263</b>	<b>+2,840</b>	<b>+186</b>	<b>+32</b>	<b>+132</b>	<b>+85</b>	<b>+205</b>	<b>+96</b>	<b>+526</b>	<b>+1,262</b>	<b>+408</b>	<b>+787</b>	<b>+1,478</b>	<b>+2,674</b>	<b>+369</b>	<b>-13</b>	<b>+356</b>	<b>+980</b>	<b>+105</b>	<b>+26</b>	<b>+333</b>	<b>+1,445</b>
Acute Hospital Services	+8.9%	+5,717	+214	+282	+1	+11	+509	+618	+277	-2	+442	-50	+1,102	+2,386	+191	+29	+105	-5	-1	+46	+213	+577	+131	+499	+511	+1,142	+464	+8	+472	+590	+1	+41	+631	

Dec 19 change summary

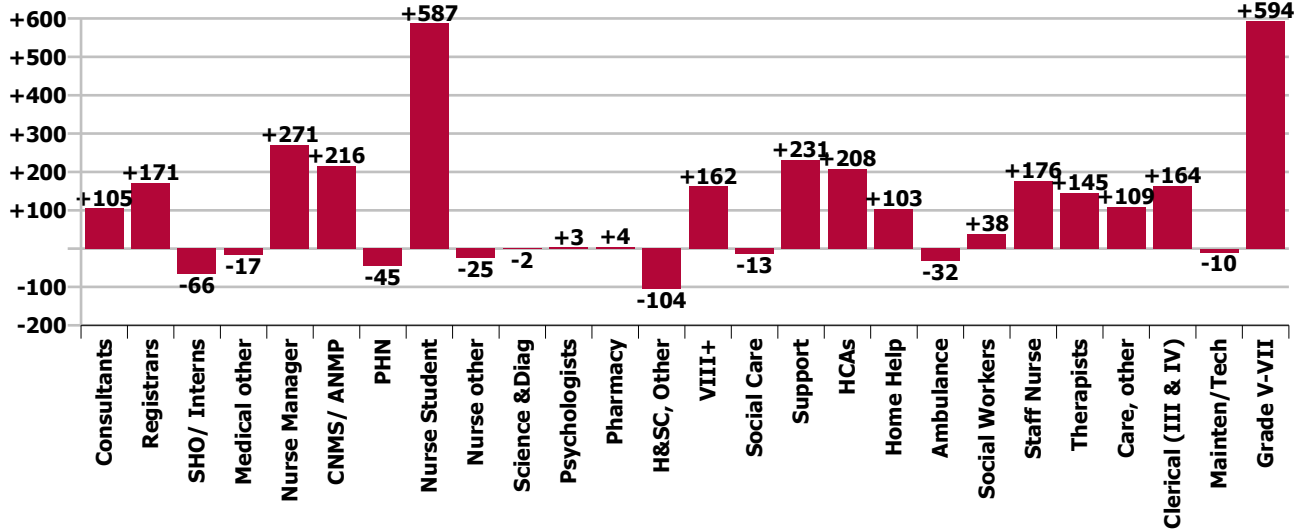
WTE change since Dec 19	% change since Dec 19	Change since Dec 19	Consultants	Registrars	SHO/ Interns	Medical other	Medical & Dental	Nurse Manager	CNMS/ ANMP	PHN	Nurse Student	Nurse other	Staff Nurse	Nursing & Midwifery	Science & Diag	Psychologists	Pharmacy	H&SC, Other	Social Care	Social Workers	Therapists	Health & Social Care Professionals	VIII+	Clerical (III & IV)	Grade V-VII	Management & Administrative	Support	Mainten/Tech	General Support	HcAs	Home Help	Ambulance	Care, other	Patient & Client Care	
<b>Overall</b>	<b>+12.9%</b>	<b>+15,477</b>	<b>+463</b>	<b>+596</b>	<b>+404</b>	<b>-15</b>	<b>+1,449</b>	<b>+1,139</b>	<b>+701</b>		<b>-60</b>	<b>+469</b>	<b>-31</b>	<b>+2,333</b>	<b>+4,552</b>	<b>+416</b>	<b>+94</b>	<b>+258</b>	<b>+97</b>	<b>+404</b>	<b>+169</b>	<b>+857</b>	<b>+2,295</b>	<b>+536</b>	<b>+1,020</b>	<b>+2,100</b>	<b>+3,656</b>	<b>+811</b>	<b>+5</b>	<b>+815</b>	<b>+2,137</b>	<b>+79</b>	<b>+76</b>	<b>+418</b>	<b>+2,711</b>
Acute Hospital Services	+15.8%	+9,562	+405	+455	+459	+16	+1,335	+831	+453		-1	+403	-48	+1,951	+3,589	+407	+39	+211	-2	+0	+74	+422	+1,150	+191	+551	+855	+1,598	+986	+16	+1,002	+831		+1	+56	+888
Ambulance Services	+5.0%	+98						+1					-1									-1	-1	+3	+4	+21	+27	+0	-1	-1			+77	-4	+72
<b>Acute Services</b>	<b>+15.4%</b>	<b>+9,659</b>	<b>+405</b>	<b>+455</b>	<b>+459</b>	<b>+16</b>	<b>+1,335</b>	<b>+832</b>	<b>+453</b>		<b>-1</b>	<b>+403</b>	<b>-48</b>	<b>+1,950</b>	<b>+3,589</b>	<b>+407</b>	<b>+39</b>	<b>+211</b>	<b>-2</b>	<b>+0</b>	<b>+74</b>	<b>+421</b>	<b>+1,149</b>	<b>+194</b>	<b>+555</b>	<b>+876</b>	<b>+1,625</b>	<b>+986</b>	<b>+15</b>	<b>+1,001</b>	<b>+830</b>		<b>+78</b>	<b>+52</b>	<b>+960</b>
Community Health & Wellbeing	-100.0%	+272						+4			+1			+5				+8				+7	+16	+14	+30	+70	+113		+1	+1	+0			+137	+137
Mental Health	+4.4%	+442	+32	+56	-52	-0	+35	+61	+111		+72	+3	+7	+255		+41	+2	+24	-2	+40	+5	+109	+10	-14	+27	+23	-12	-0	-12	+34			-2	+32	
Primary Care	+17.0%	+1,799	+8	+80	-4	-20	+63	+92	+94		-63	-47	+2	+201	+279	+14	-13	+32	-1	+45	+382	+471	-13	+181	+213	+381	-16	+6	-10	+485	-2		+131	+615	
Disabilities	+7.9%	+1,444	-3	-2	+2	-1	-3	+45	+9		+5	+41	+4	+0	+105	+2	+26	+1	-20	+408	+8	+0	+424	+48	+64	+140	+252	-109	+3	-107	+708	-27		+91	+772
Older People	+3.9%	+517	+4	+2	-1	-12	-7	+25	+28		-1	+0	+3	+133	+188	-3	+3	+4	-1	-23	+51	+34	+34	+40	+77	+151	-50	-4	-53	+59	+108			+36	+204
CHO Operations	-100.0%	+485						+20	+5		+1			+5	+31		+7			+26	+1	+34	+96	+110	+197	+404	+6	+1	+7	+3			+7	+10	
<b>Community Services</b>	<b>+9.5%</b>	<b>+4,959</b>	<b>+41</b>	<b>+136</b>	<b>-55</b>	<b>-33</b>	<b>+88</b>	<b>+248</b>	<b>+248</b>		<b>-56</b>	<b>+66</b>	<b>+12</b>	<b>+346</b>	<b>+864</b>	<b>+14</b>	<b>+56</b>	<b>+26</b>	<b>+47</b>	<b>+404</b>	<b>+96</b>	<b>+446</b>	<b>+1,089</b>	<b>+188</b>	<b>+411</b>	<b>+724</b>	<b>+1,324</b>	<b>-181</b>	<b>+6</b>	<b>-175</b>	<b>+1,290</b>	<b>+79</b>		<b>+400</b>	<b>+1,769</b>
Health Business Service	-40.0%	-266					-2	-2	-1				-1	-1				-1				-17	-160	-62	-239	-5	-17	-22						-1	-1
Corporate Functions	+26.4%	+1,045	+2	+1	-0	+2	+5	+33	+4			+6	+9	+52	+0	-1	+19	+43			-1	+4	+64	+155	+214	+538	+907	+10	-0	+10	+10		-2	-1	+7
Health & Well-being	+14.0%	+80	+16	+4		+2	+22	+27	-3		-2		+27	+48	-4		+9					-13	+15	+24	+39	+1	+1	+7						-32	-25
<b>H&amp;WB, Corporate &amp; National</b>	<b>+16.5%</b>	<b>+859</b>	<b>+17</b>	<b>+6</b>	<b>-0</b>	<b>+2</b>	<b>+25</b>	<b>+59</b>	<b>+1</b>		<b>-2</b>		<b>+5</b>	<b>+37</b>	<b>+99</b>	<b>-4</b>	<b>-1</b>	<b>+21</b>	<b>+52</b>		<b>-1</b>	<b>+58</b>	<b>+154</b>	<b>+54</b>	<b>+500</b>	<b>+707</b>	<b>+6</b>	<b>-17</b>	<b>-12</b>	<b>+17</b>			<b>-2</b>	<b>-34</b>	<b>-18</b>
<b>% change since Dec 19</b>			<b>+14.2%</b>	<b>+16.2%</b>	<b>+13.0%</b>	<b>-1.9%</b>	<b>+13.3%</b>	<b>+14.3%</b>	<b>+35.1%</b>	<b>-3.9%</b>	<b>+72.8%</b>	<b>-8.9%</b>	<b>+9.1%</b>	<b>+11.9%</b>	<b>+9.3%</b>	<b>+9.4%</b>	<b>+24.8%</b>	<b>+8.6%</b>	<b>+14.9%</b>	<b>+14.5%</b>	<b>+16.4%</b>	<b>+13.7%</b>	<b>+29.1%</b>	<b>+8.6%</b>	<b>+40.4%</b>	<b>+19.4%</b>	<b>+9.8%</b>	<b>+0.4%</b>	<b>+8.7%</b>	<b>+12.3%</b>	<b>+2.2%</b>	<b>+4.1%</b>	<b>+14.3%</b>	<b>+10.5%</b>	



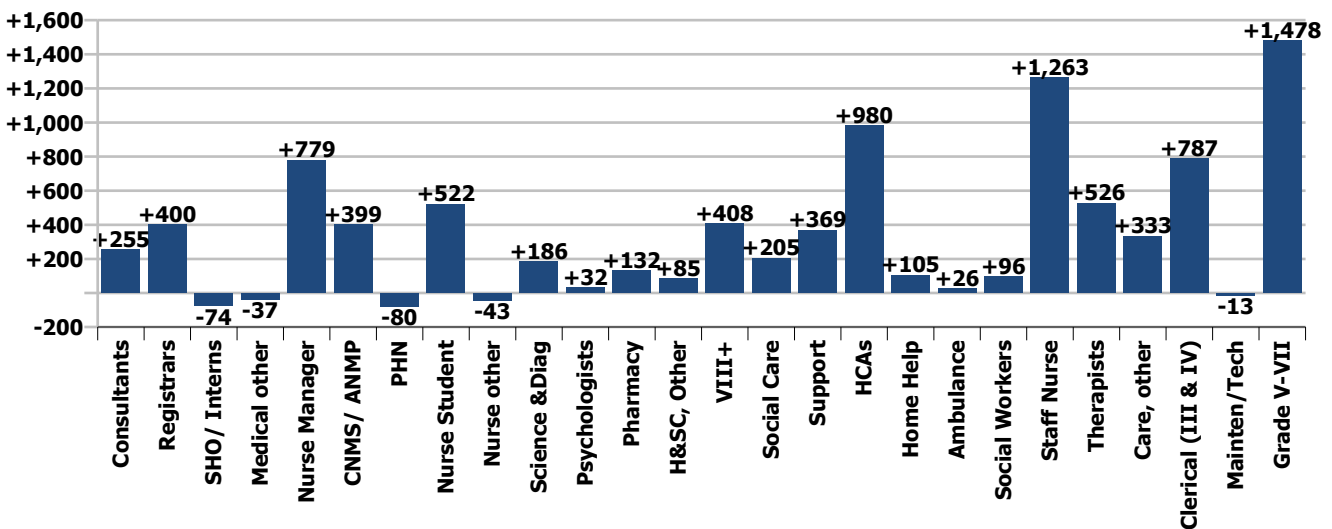
Staff Group change since: Jun 2022



Staff Group change since: Dec 2021

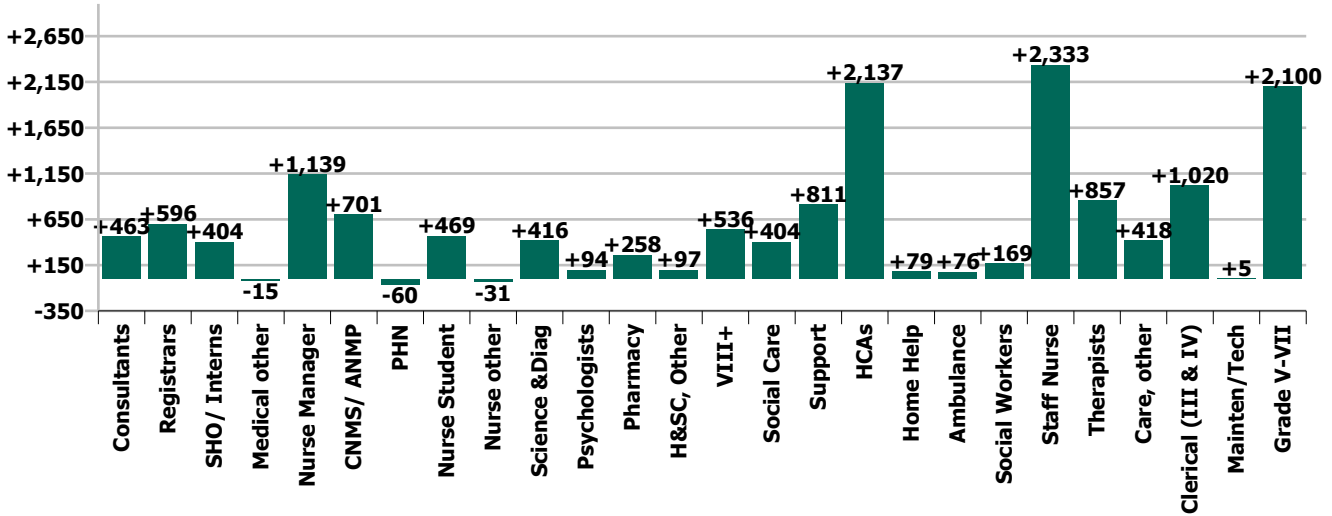


Staff Group change since: Dec 2020

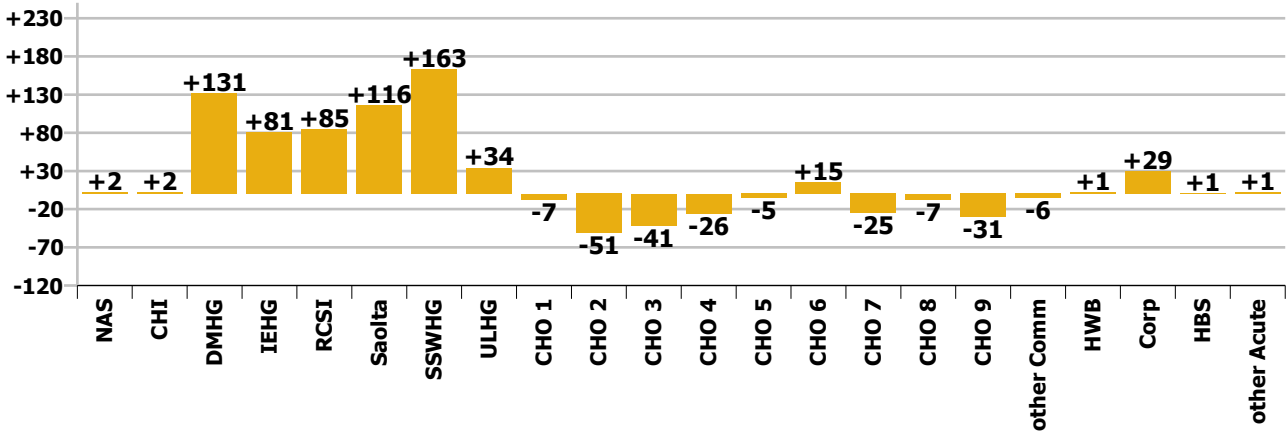




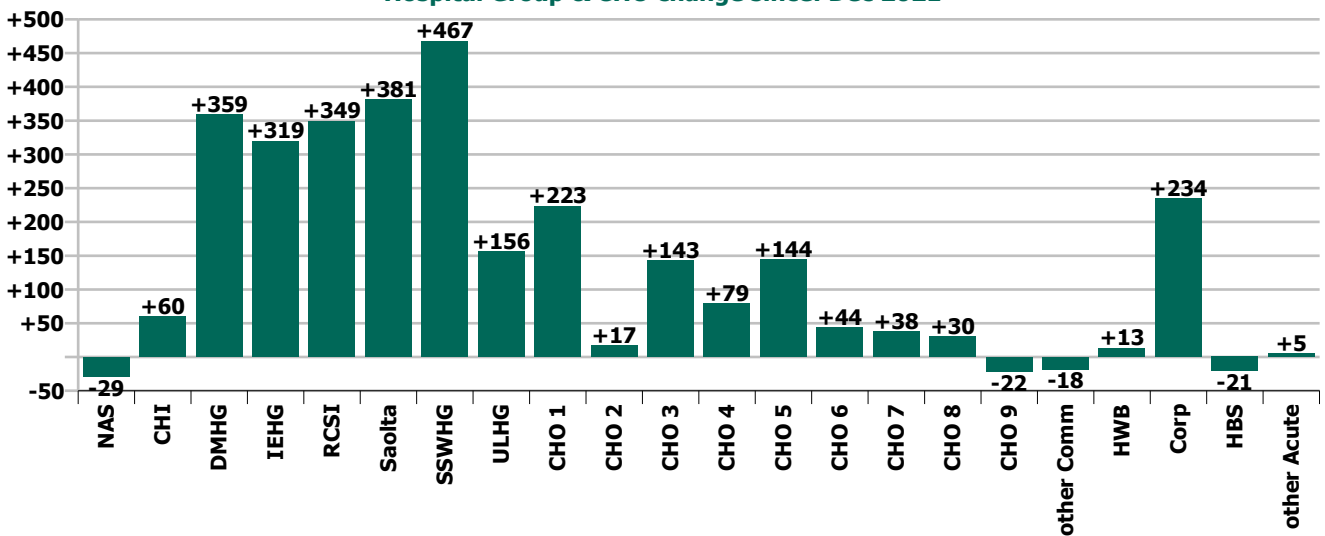
Staff Group change since: Dec 2019



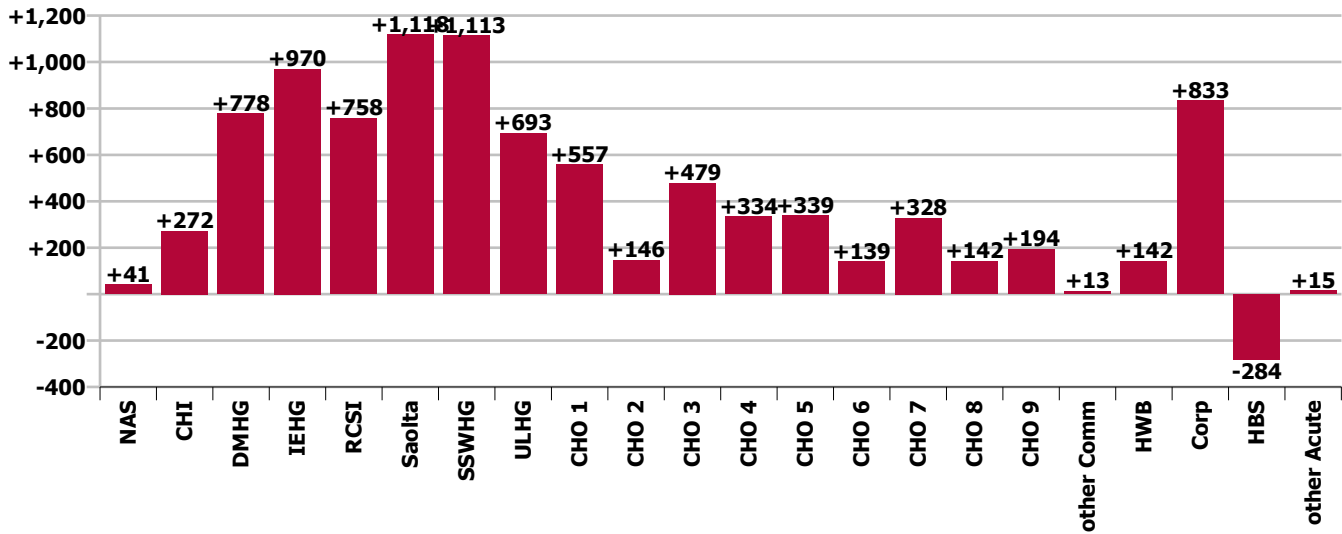
Hospital Group & CHO change since: Jun 2022



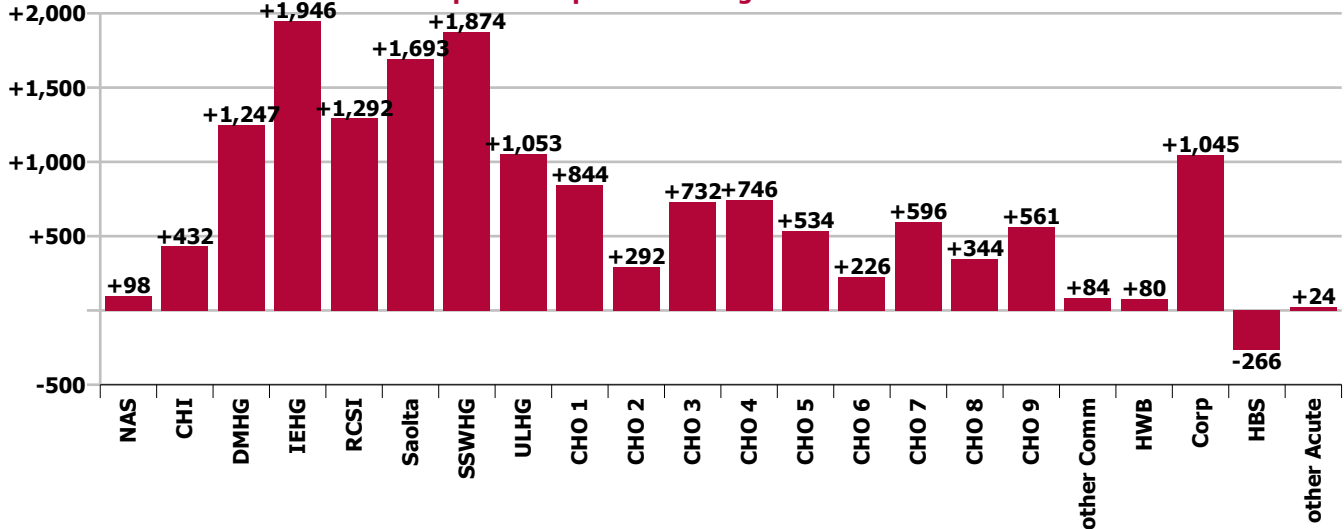
Hospital Group & CHO change since: Dec 2021



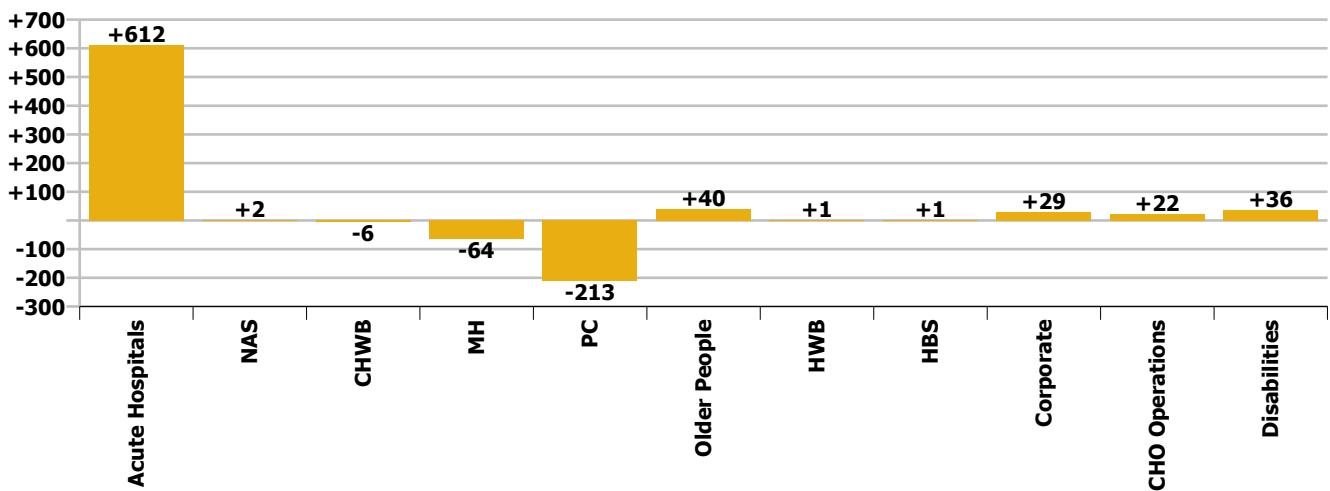
Hospital Group & CHO change since: Dec 2020



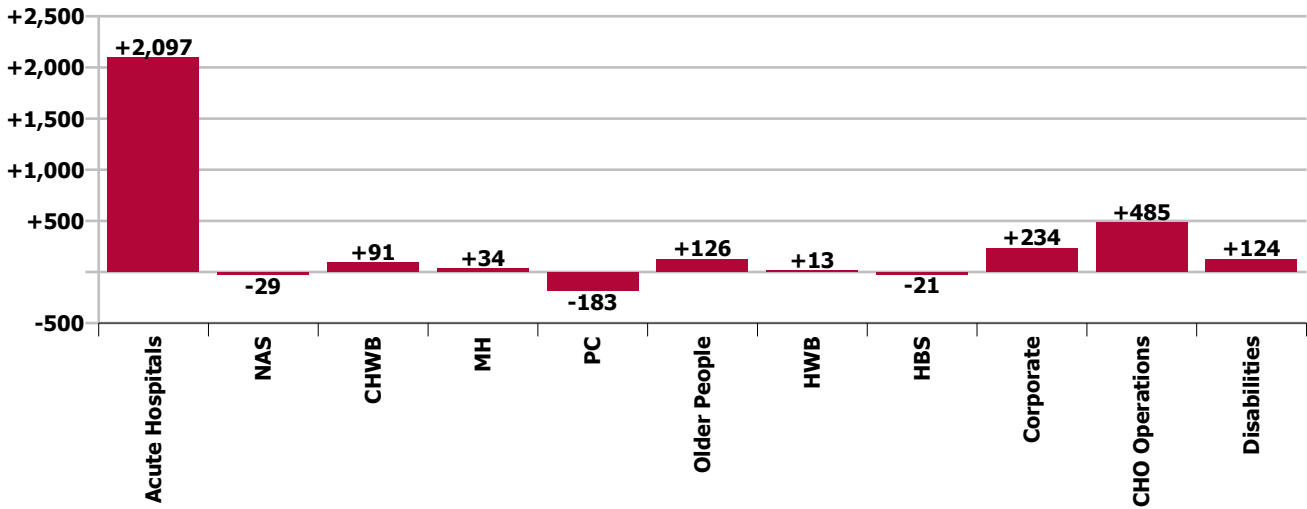
Hospital Group & CHO change since: Dec 2019



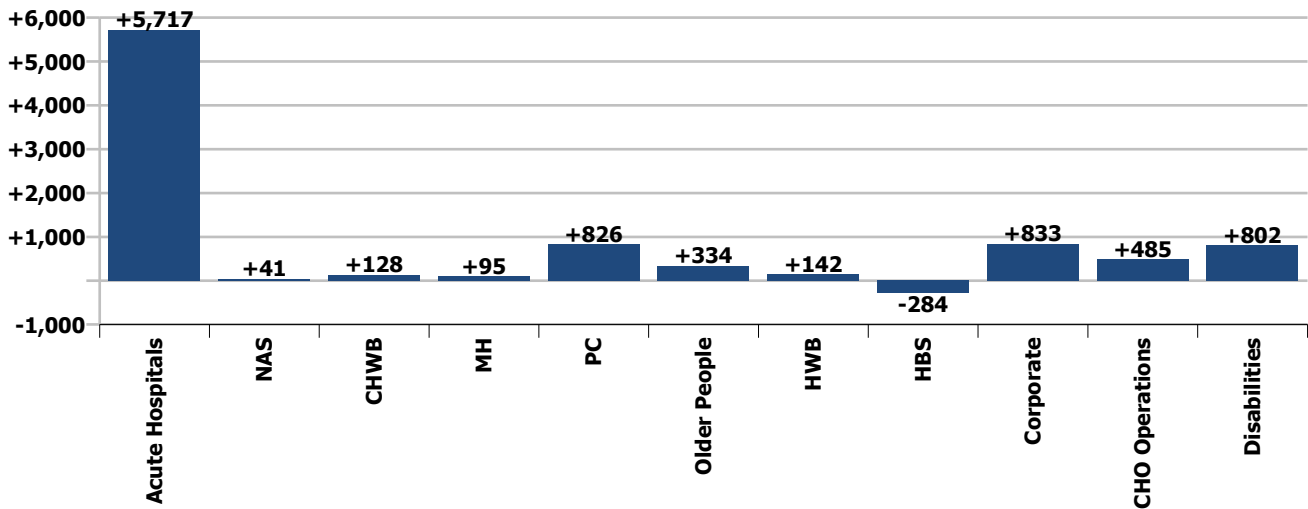
Care Group change since: Jun 2022



Care Group change since: Dec 2021



Care Group change since: Dec 2020



Care Group change since: Dec 2019

