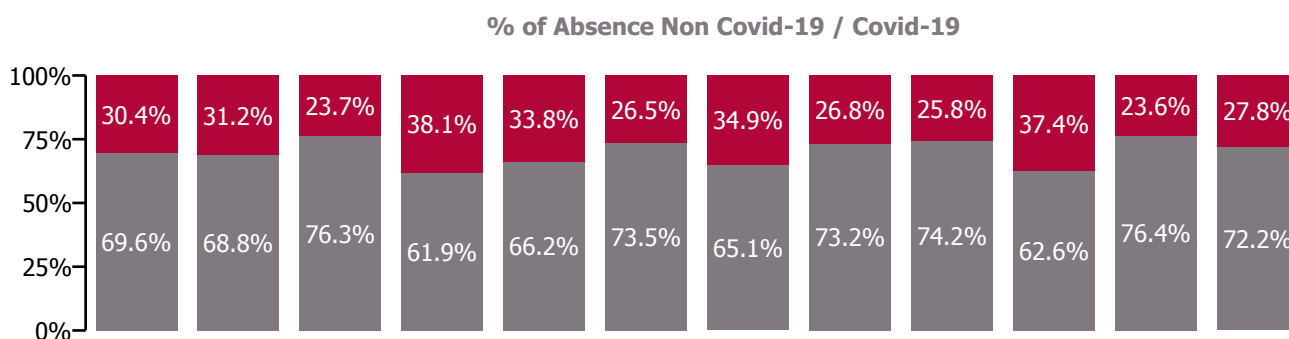
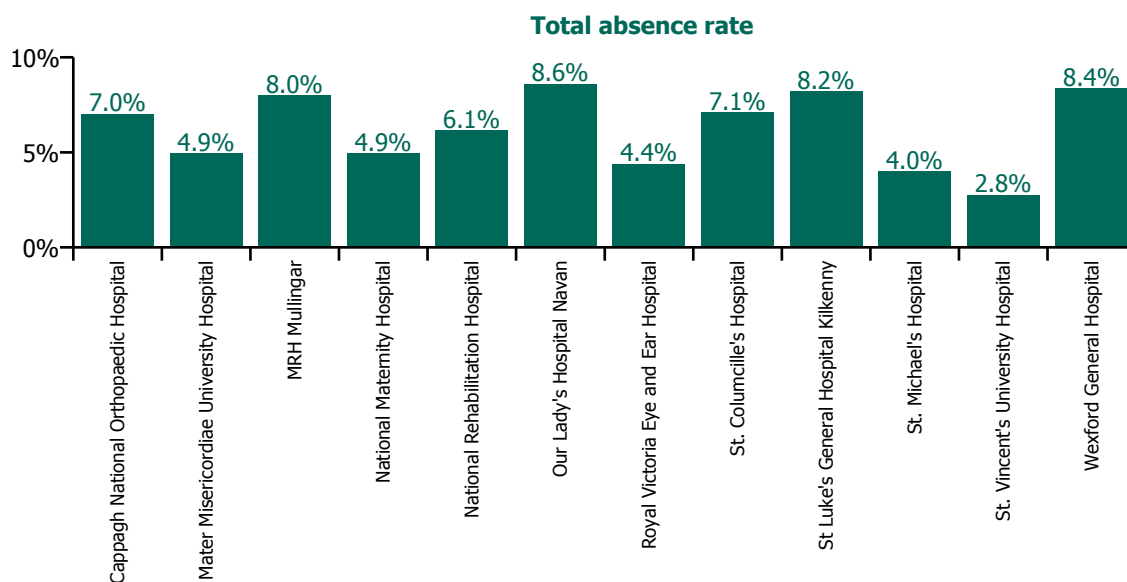


July 2022

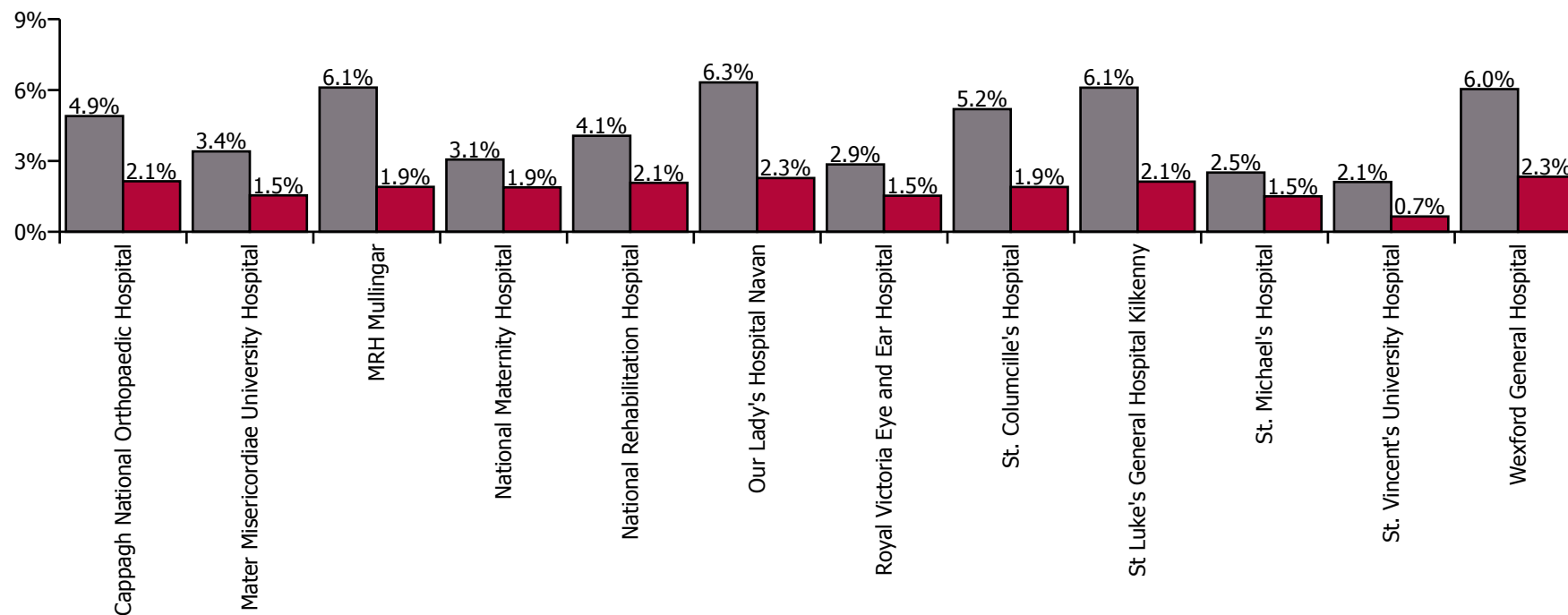
Health Service Absence Rate - by Staff Category: Jul 2022	Certified absence	Self-certified absence	Non Covid-19 absence	Covid-19 absence	Total absence rate	% Non Covid-19 absence	% Covid-19 absence
Ireland East Hospital Group	3.5%	0.4%	3.9%	1.6%	5.4%	71.3%	28.7%
Medical & Dental	0.8%	0.1%	0.9%	0.5%	1.4%	63.2%	36.8%
Nursing & Midwifery	3.7%	0.5%	4.2%	1.8%	6.0%	69.8%	30.2%
Health & Social Care Professionals	2.2%	0.3%	2.5%	1.7%	4.2%	59.2%	40.8%
Management & Administrative	3.2%	0.3%	3.5%	1.7%	5.2%	66.8%	33.2%
General Support	5.9%	0.5%	6.4%	1.7%	8.0%	79.2%	20.8%
Patient & Client Care	5.8%	0.6%	6.5%	1.5%	8.0%	80.9%	19.1%

Health Service Absence Rate - by Hospital: Jul 2022	Certified absence	Self-certified absence	Non Covid-19 absence	Covid-19 absence	Total absence rate	% Non Covid-19 absence	% Covid-19 absence
Ireland East Hospital Group	3.5%	0.4%	3.9%	1.6%	5.4%	71.3%	28.7%
Cappagh National Orthopaedic Hospital	4.5%	0.4%	4.9%	2.1%	7.0%	69.6%	30.4%
Mater Misericordiae University Hospital	3.0%	0.4%	3.4%	1.5%	4.9%	68.8%	31.2%
MRH Mullingar	5.3%	0.8%	6.1%	1.9%	8.0%	76.3%	23.7%
National Maternity Hospital	2.8%	0.2%	3.1%	1.9%	4.9%	61.9%	38.1%
National Rehabilitation Hospital	3.4%	0.6%	4.1%	2.1%	6.1%	66.2%	33.8%
Our Lady's Hospital Navan	5.9%	0.4%	6.3%	2.3%	8.6%	73.5%	26.5%
Royal Victoria Eye and Ear Hospital	2.5%	0.4%	2.9%	1.5%	4.4%	65.1%	34.9%
St. Columcille's Hospital	4.6%	0.6%	5.2%	1.9%	7.1%	73.2%	26.8%
St Luke's General Hospital Kilkenny	5.6%	0.5%	6.1%	2.1%	8.2%	74.2%	25.8%
St. Michael's Hospital	2.1%	0.4%	2.5%	1.5%	4.0%	62.6%	37.4%
St. Vincent's University Hospital	1.9%	0.2%	2.1%	0.7%	2.8%	76.4%	23.6%
Wexford General Hospital	5.5%	0.5%	6.0%	2.3%	8.4%	72.2%	27.8%

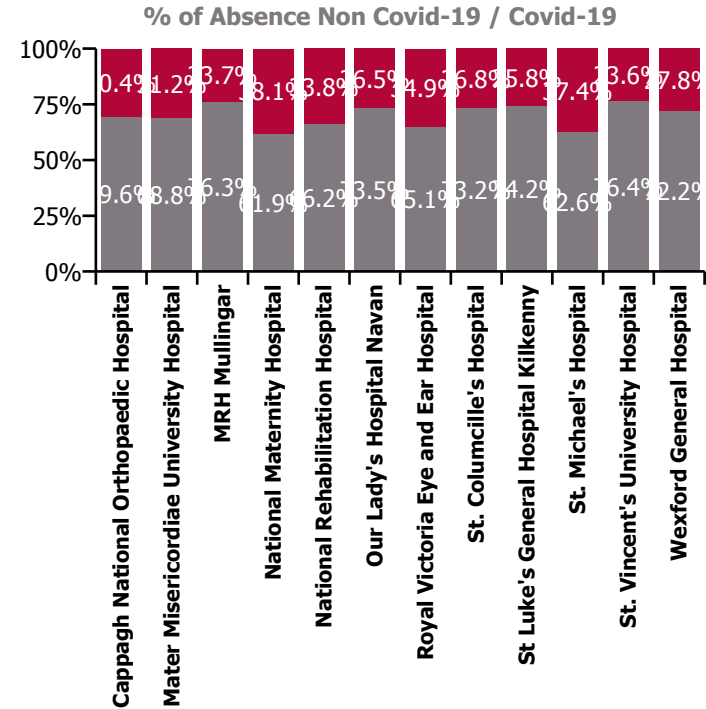
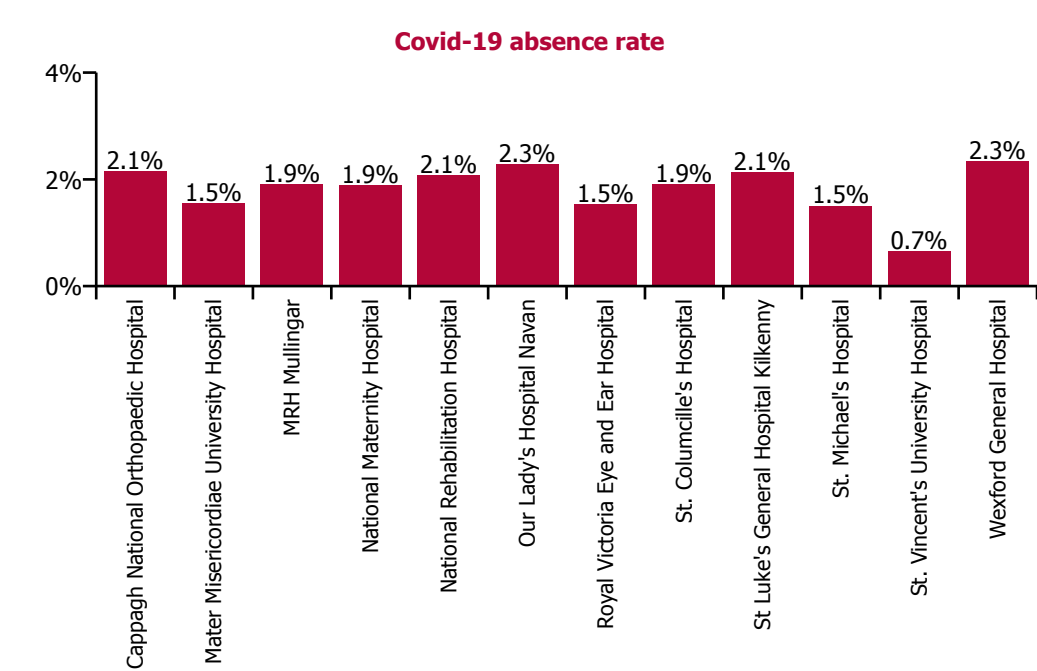


July 2022

Health Service Absence Rate by Hospital: Jul 2022	Medical & Dental	Nursing & Midwifery	Health & Social Care Professionals	Management & Administrative	General Support	Patient & Client Care	Certified absence	Self-certified absence	Non Covid-19 absence	Covid-19 absence	Total absence rate
Ireland East Hospital Group	1.4%	6.0%	4.2%	5.2%	8.0%	8.0%	3.5%	0.4%	3.9%	1.6%	5.4%
Cappagh National Orthopaedic Hospital	0.8%	8.5%	3.8%	7.0%	14.5%	0.2%	4.5%	0.4%	4.9%	2.1%	7.0%
Mater Misericordiae University Hospital	0.8%	5.6%	4.5%	5.2%	8.3%	6.5%	3.0%	0.4%	3.4%	1.5%	4.9%
MRH Mullingar	1.6%	9.7%	5.0%	5.3%	3.6%	14.3%	5.3%	0.8%	6.1%	1.9%	8.0%
National Maternity Hospital	2.0%	6.0%	3.2%	3.8%	7.1%	2.9%	2.8%	0.2%	3.1%	1.9%	4.9%
National Rehabilitation Hospital	8.0%	7.7%	4.3%	4.1%	5.4%	8.2%	3.4%	0.6%	4.1%	2.1%	6.1%
Our Lady's Hospital Navan	3.7%	10.9%	5.1%	5.3%	17.6%	10.7%	5.9%	0.4%	6.3%	2.3%	8.6%
Royal Victoria Eye and Ear Hospital	1.1%	5.8%	7.8%	5.3%	2.2%	6.3%	2.5%	0.4%	2.9%	1.5%	4.4%
St. Columille's Hospital	2.0%	6.3%	6.4%	8.7%	7.8%	10.7%	4.6%	0.6%	5.2%	1.9%	7.1%
St Luke's General Hospital Kilkenny	0.7%	9.1%	6.9%	6.7%	11.9%	11.8%	5.6%	0.5%	6.1%	2.1%	8.2%
St. Michael's Hospital	1.8%	5.5%	3.3%	2.6%	1.9%	5.6%	2.1%	0.4%	2.5%	1.5%	4.0%
St. Vincent's University Hospital	1.5%	1.9%	2.2%	4.2%	5.3%	4.2%	1.9%	0.2%	2.1%	0.7%	2.8%
Wexford General Hospital	1.3%	10.4%	8.8%	8.1%	11.5%	5.5%	5.5%	0.5%	6.0%	2.3%	8.4%

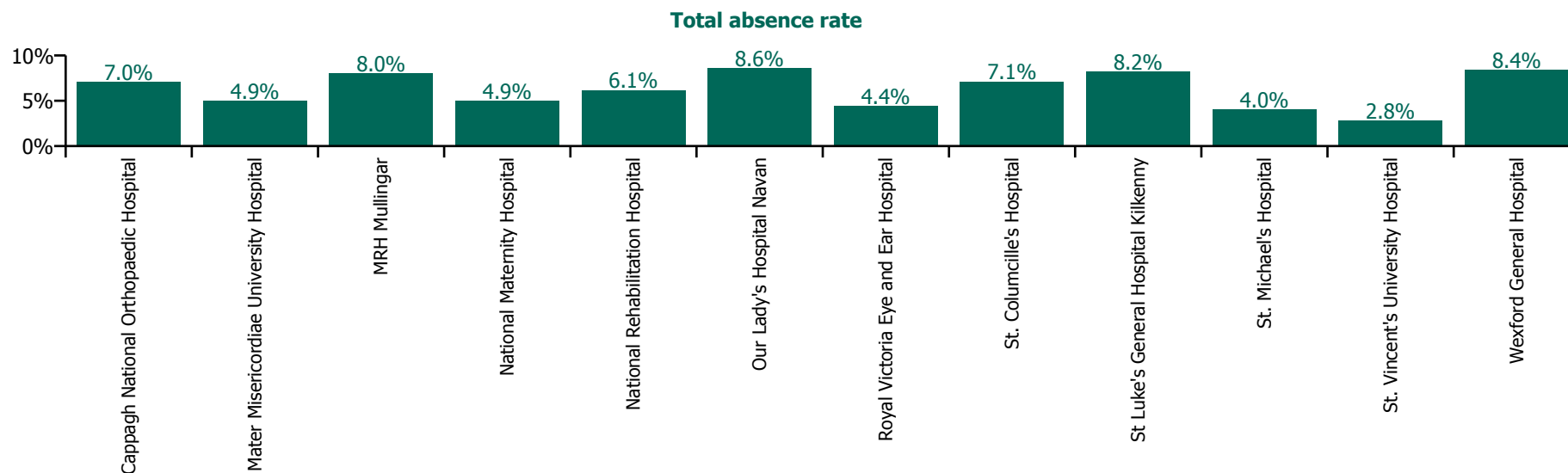


Health Service Covid-19 Absence Rate - by Staff Category & Hospital: Jul 2022	Medical & Dental	Nursing & Midwifery	Health & Social Care Professionals	Management & Administrative	General Support	Patient & Client Care	Covid-19 absence	Non Covid-19 absence	Total absence rate
Ireland East Hospital Group	0.5%	1.8%	1.7%	5.2%	1.7%	1.5%	1.6%	3.9%	5.4%
Cappagh National Orthopaedic Hospital	0.1%	2.6%	1.7%	7.0%	2.3%	0.0%	2.1%	4.9%	7.0%
Mater Misericordiae University Hospital	0.5%	1.7%	1.6%	5.2%	2.5%	1.7%	1.5%	3.4%	4.9%
MRH Mullingar	0.3%	3.1%	2.3%	5.3%	1.2%	1.3%	1.9%	6.1%	8.0%
National Maternity Hospital	0.3%	3.0%	0.3%	3.8%	2.0%	0.9%	1.9%	3.1%	4.9%
National Rehabilitation Hospital	2.6%	2.3%	2.4%	4.1%	1.6%	2.2%	2.1%	4.1%	6.1%
Our Lady's Hospital Navan	1.1%	2.4%	3.1%	5.3%	2.9%	1.5%	2.3%	6.3%	8.6%
Royal Victoria Eye and Ear Hospital	0.7%	2.0%	2.5%	5.3%	0.6%	0.0%	1.5%	2.9%	4.4%
St. Columcille's Hospital	0.7%	2.7%	2.0%	8.7%	0.1%	1.4%	1.9%	5.2%	7.1%
St Luke's General Hospital Kilkenny	0.0%	3.0%	3.0%	6.7%	1.4%	2.5%	2.1%	6.1%	8.2%
St. Michael's Hospital	0.0%	2.2%	0.5%	2.6%	1.6%	0.0%	1.5%	2.5%	4.0%
St. Vincent's University Hospital	0.6%	0.3%	1.0%	4.2%	0.7%	1.1%	0.7%	2.1%	2.8%
Wexford General Hospital	0.7%	2.4%	3.4%	8.1%	2.9%	2.2%	2.3%	6.0%	8.4%



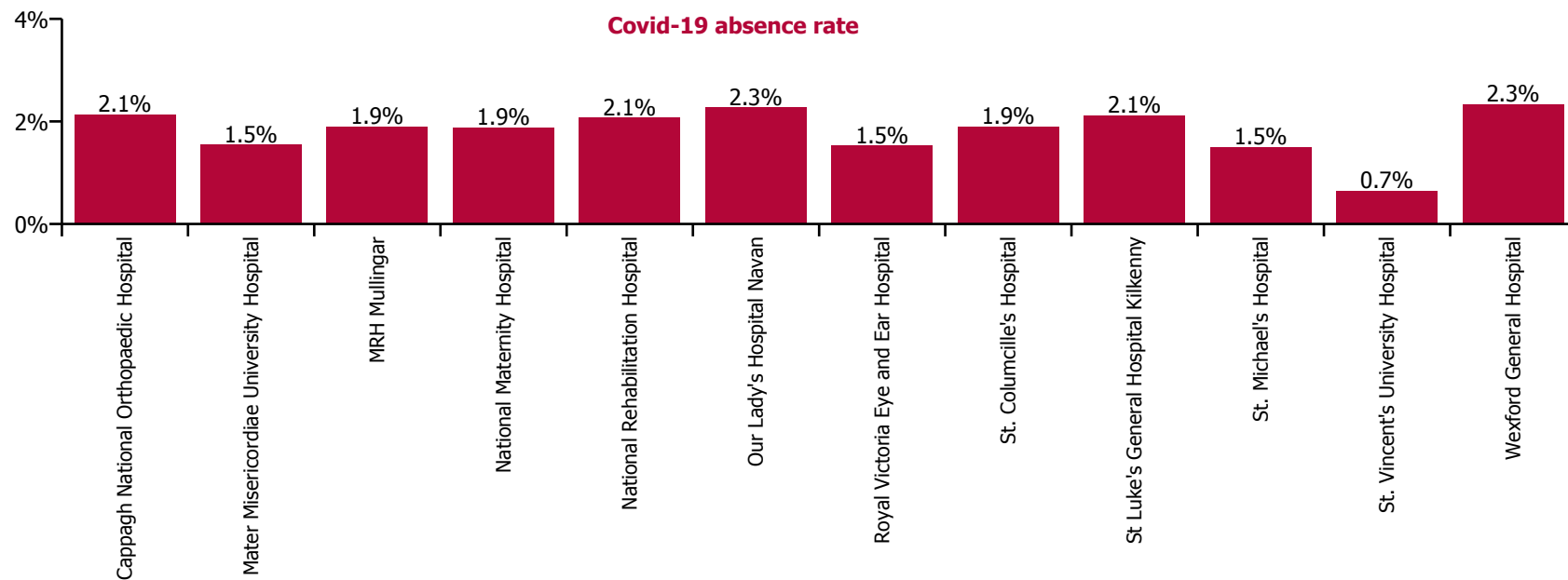
July 2022

Health Service Absence Rate - by Ho[pital & Staff Category: Jul 2022	Medical & Dental	Nursing & Midwifery	Health & Social Care Professionals	Management & Administrative	General Support	Patient & Client Care	Certified absence	Self-certified absence	Non Covid-19 absence	Covid-19 absence	Total absence rate
Ireland East Hospital Group	1.4%	6.0%	4.2%	5.2%	8.0%	8.0%	3.5%	0.4%	3.9%	1.6%	5.4%
Cappagh National Orthopaedic Hospital	0.8%	8.5%	3.8%	7.0%	14.5%	0.2%	4.5%	0.4%	4.9%	2.1%	7.0%
Mater Misericordiae University Hospital	0.8%	5.6%	4.5%	5.2%	8.3%	6.5%	3.0%	0.4%	3.4%	1.5%	4.9%
MRH Mullingar	1.6%	9.7%	5.0%	5.3%	3.6%	14.3%	5.3%	0.8%	6.1%	1.9%	8.0%
National Maternity Hospital	2.0%	6.0%	3.2%	3.8%	7.1%	2.9%	2.8%	0.2%	3.1%	1.9%	4.9%
National Rehabilitation Hospital	8.0%	7.7%	4.3%	4.1%	5.4%	8.2%	3.4%	0.6%	4.1%	2.1%	6.1%
Our Lady's Hospital Navan	3.7%	10.9%	5.1%	5.3%	17.6%	10.7%	5.9%	0.4%	6.3%	2.3%	8.6%
Royal Victoria Eye and Ear Hospital	1.1%	5.8%	7.8%	5.3%	2.2%	6.3%	2.5%	0.4%	2.9%	1.5%	4.4%
St. Columcille's Hospital	2.0%	6.3%	6.4%	8.7%	7.8%	10.7%	4.6%	0.6%	5.2%	1.9%	7.1%
St Luke's General Hospital Kilkenny	0.7%	9.1%	6.9%	6.7%	11.9%	11.8%	5.6%	0.5%	6.1%	2.1%	8.2%
St. Michael's Hospital	1.8%	5.5%	3.3%	2.6%	1.9%	5.6%	2.1%	0.4%	2.5%	1.5%	4.0%
St. Vincent's University Hospital	1.5%	1.9%	2.2%	4.2%	5.3%	4.2%	1.9%	0.2%	2.1%	0.7%	2.8%
Wexford General Hospital	1.3%	10.4%	8.8%	8.1%	11.5%	5.5%	5.5%	0.5%	6.0%	2.3%	8.4%



July 2022

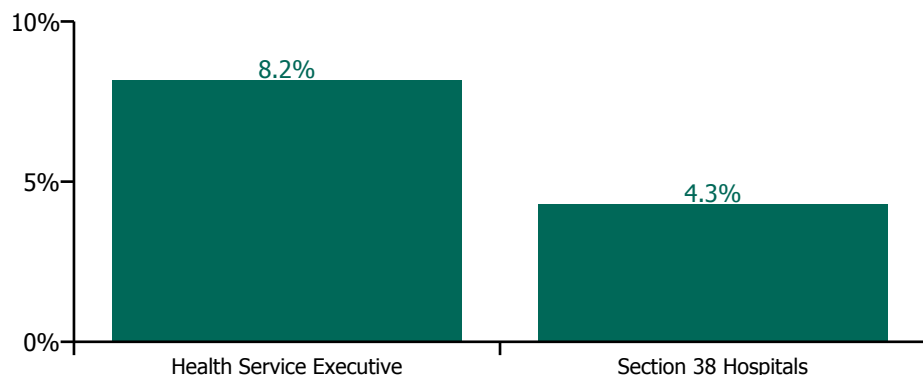
Health Service Covid-19 Absence Rate - by Staff Category & Hospital: Jul 2022	Medical & Dental	Nursing & Midwifery	Health & Social Care Professionals	Management & Administrative	General Support	Patient & Client Care	Covid-19 absence	Non Covid-19 absence	Total absence rate
Ireland East Hospital Group	0.5%	1.8%	1.7%	5.2%	1.7%	1.5%	1.6%	3.9%	5.4%
Cappagh National Orthopaedic Hospital	0.1%	2.6%	1.7%	7.0%	2.3%	0.0%	2.1%	4.9%	7.0%
Mater Misericordiae University Hospital	0.5%	1.7%	1.6%	5.2%	2.5%	1.7%	1.5%	3.4%	4.9%
MRH Mullingar	0.3%	3.1%	2.3%	5.3%	1.2%	1.3%	1.9%	6.1%	8.0%
National Maternity Hospital	0.3%	3.0%	0.3%	3.8%	2.0%	0.9%	1.9%	3.1%	4.9%
National Rehabilitation Hospital	2.6%	2.3%	2.4%	4.1%	1.6%	2.2%	2.1%	4.1%	6.1%
Our Lady's Hospital Navan	1.1%	2.4%	3.1%	5.3%	2.9%	1.5%	2.3%	6.3%	8.6%
Royal Victoria Eye and Ear Hospital	0.7%	2.0%	2.5%	5.3%	0.6%	0.0%	1.5%	2.9%	4.4%
St. Columille's Hospital	0.7%	2.7%	2.0%	8.7%	0.1%	1.4%	1.9%	5.2%	7.1%
St Luke's General Hospital Kilkenny	0.0%	3.0%	3.0%	6.7%	1.4%	2.5%	2.1%	6.1%	8.2%
St. Michael's Hospital	0.0%	2.2%	0.5%	2.6%	1.6%	0.0%	1.5%	2.5%	4.0%
St. Vincent's University Hospital	0.6%	0.3%	1.0%	4.2%	0.7%	1.1%	0.7%	2.1%	2.8%
Wexford General Hospital	0.7%	2.4%	3.4%	8.1%	2.9%	2.2%	2.3%	6.0%	8.4%



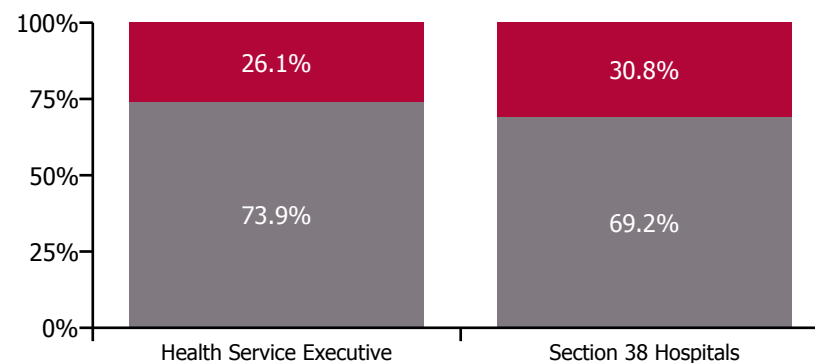
July 2022

Health Service Absence Rate - by Admin & Hospital: Jul 2022	Medical & Dental	Nursing & Midwifery	Health & Social Care Professionals	Management & Administrative	General Support	Patient & Client Care	Certified absence	Self-certified absence	Non Covid-19 absence	Covid-19 absence	Total absence rate
Ireland East Hospital Group	1.4%	6.0%	4.2%	5.2%	8.0%	8.0%	3.5%	0.4%	3.9%	1.6%	5.4%
Health Service Executive	1.6%	9.6%	6.3%	6.7%	10.9%	11.2%	5.4%	0.6%	6.0%	2.1%	8.2%
MRH Mullingar	1.6%	9.7%	5.0%	5.3%	3.6%	14.3%	5.3%	0.8%	6.1%	1.9%	8.0%
Our Lady's Hospital Navan	3.7%	10.9%	5.1%	5.3%	17.6%	10.7%	5.9%	0.4%	6.3%	2.3%	8.6%
St. Columcille's Hospital	2.0%	6.3%	6.4%	8.7%	7.8%	10.7%	4.6%	0.6%	5.2%	1.9%	7.1%
St Luke's General Hospital Kilkenny	0.7%	9.1%	6.9%	6.7%	11.9%	11.8%	5.6%	0.5%	6.1%	2.1%	8.2%
Wexford General Hospital	1.3%	10.4%	8.8%	8.1%	11.5%	5.5%	5.5%	0.5%	6.0%	2.3%	8.4%
Section 38 Hospitals	1.4%	4.6%	3.5%	4.6%	6.7%	5.4%	2.7%	0.3%	3.0%	1.3%	4.3%
Cappagh National Orthopaedic Hospital	0.8%	8.5%	3.8%	7.0%	14.5%	0.2%	4.5%	0.4%	4.9%	2.1%	7.0%
Mater Misericordiae University Hospital	0.8%	5.6%	4.5%	5.2%	8.3%	6.5%	3.0%	0.4%	3.4%	1.5%	4.9%
National Maternity Hospital	2.0%	6.0%	3.2%	3.8%	7.1%	2.9%	2.8%	0.2%	3.1%	1.9%	4.9%
National Rehabilitation Hospital	8.0%	7.7%	4.3%	4.1%	5.4%	8.2%	3.4%	0.6%	4.1%	2.1%	6.1%
Royal Victoria Eye and Ear Hospital	1.1%	5.8%	7.8%	5.3%	2.2%	6.3%	2.5%	0.4%	2.9%	1.5%	4.4%
St. Michael's Hospital	1.8%	5.5%	3.3%	2.6%	1.9%	5.6%	2.1%	0.4%	2.5%	1.5%	4.0%
St. Vincent's University Hospital	1.5%	1.9%	2.2%	4.2%	5.3%	4.2%	1.9%	0.2%	2.1%	0.7%	2.8%

Total absence rate



Non Covid-19 & Covid-19 Absence



July 2022

Cappagh National Orthopaedic Hospital absence by Staff Category	Certified absence	Self-certified absence	Non Covid-19 absence	Covid-19 absence	Total absence rate	% Non Covid-19 absence	% Covid-19 absence
Cappagh National Orthopaedic Hospital	4.5%	0.4%	4.9%	2.1%	7.0%	69.6%	30.4%
Medical & Dental	0.5%	0.2%	0.7%	0.1%	0.8%	87.2%	12.8%
Nursing & Midwifery	5.2%	0.7%	5.8%	2.6%	8.5%	68.9%	31.1%
Health & Social Care Professionals	1.8%	0.3%	2.1%	1.7%	3.8%	55.6%	44.4%
Management & Administrative	3.5%	0.1%	3.6%	3.4%	7.0%	51.3%	48.7%
General Support	11.5%	0.7%	12.2%	2.3%	14.5%	84.2%	15.8%
Patient & Client Care	0.2%	0.0%	0.2%	0.0%	0.2%	100.0%	0.0%

July 2022

Mater Misericordiae University Hospital absence by Staff Category	Certified absence	Self-certified absence	Non Covid-19 absence	Covid-19 absence	Total absence rate	% Non Covid-19 absence	% Covid-19 absence
Mater Misericordiae University Hospital	3.0%	0.4%	3.4%	1.5%	4.9%	68.8%	31.2%
Medical & Dental	0.2%	0.1%	0.3%	0.5%	0.8%	34.1%	65.9%
Nursing & Midwifery	3.4%	0.6%	3.9%	1.7%	5.6%	70.0%	30.0%
Health & Social Care Professionals	2.5%	0.4%	2.9%	1.6%	4.5%	64.2%	35.8%
Management & Administrative	3.3%	0.3%	3.7%	1.6%	5.2%	69.7%	30.3%
General Support	5.3%	0.4%	5.8%	2.5%	8.3%	69.6%	30.4%
Patient & Client Care	4.3%	0.4%	4.8%	1.7%	6.5%	74.0%	26.0%

July 2022

MRH Mullingar absence by Staff Category	Certified absence	Self-certified absence	Non Covid-19 absence	Covid-19 absence	Total absence rate	% Non Covid-19 absence	% Covid-19 absence
MRH Mullingar	5.3%	0.8%	6.1%	1.9%	8.0%	76.3%	23.7%
Medical & Dental	1.2%	0.0%	1.2%	0.3%	1.6%	78.7%	21.3%
Nursing & Midwifery	5.3%	1.3%	6.6%	3.1%	9.7%	67.7%	32.3%
Health & Social Care Professionals	2.5%	0.2%	2.7%	2.3%	5.0%	54.0%	46.0%
Management & Administrative	3.8%	0.5%	4.2%	1.1%	5.3%	79.9%	20.1%
General Support	1.7%	0.7%	2.4%	1.2%	3.6%	67.0%	33.0%
Patient & Client Care	11.9%	1.1%	13.0%	1.3%	14.3%	91.2%	8.8%

July 2022

National Maternity Hospital absence by Staff Category	Certified absence	Self-certified absence	Non Covid-19 absence	Covid-19 absence	Total absence rate	% Non Covid-19 absence	% Covid-19 absence
National Maternity Hospital	2.8%	0.2%	3.1%	1.9%	4.9%	61.9%	38.1%
Medical & Dental	1.7%	0.0%	1.7%	0.3%	2.0%	86.2%	13.8%
Nursing & Midwifery	2.9%	0.1%	3.0%	3.0%	6.0%	49.8%	50.2%
Health & Social Care Professionals	2.6%	0.3%	2.9%	0.3%	3.2%	89.6%	10.4%
Management & Administrative	2.1%	0.5%	2.6%	1.2%	3.8%	69.3%	30.7%
General Support	4.5%	0.5%	5.1%	2.0%	7.1%	71.4%	28.6%
Patient & Client Care	2.0%	0.0%	2.0%	0.9%	2.9%	68.3%	31.7%

July 2022

National Rehabilitation Hospital absence by Staff Category	Certified absence	Self-certified absence	Non Covid-19 absence	Covid-19 absence	Total absence rate	% Non Covid-19 absence	% Covid-19 absence
National Rehabilitation Hospital	3.4%	0.6%	4.1%	2.1%	6.1%	66.2%	33.8%
Medical & Dental	5.3%	0.1%	5.3%	2.6%	8.0%	67.2%	32.8%
Nursing & Midwifery	4.3%	1.1%	5.4%	2.3%	7.7%	70.5%	29.5%
Health & Social Care Professionals	1.5%	0.3%	1.9%	2.4%	4.3%	43.4%	56.6%
Management & Administrative	2.9%	0.2%	3.1%	1.0%	4.1%	75.0%	25.0%
General Support	3.1%	0.7%	3.8%	1.6%	5.4%	70.4%	29.6%
Patient & Client Care	5.3%	0.7%	6.0%	2.2%	8.2%	72.9%	27.1%

July 2022

Our Lady's Hospital Navan absence by Staff Category	Certified absence	Self-certified absence	Non Covid-19 absence	Covid-19 absence	Total absence rate	% Non Covid-19 absence	% Covid-19 absence
Our Lady's Hospital Navan	5.9%	0.4%	6.3%	2.3%	8.6%	73.5%	26.5%
Medical & Dental	2.4%	0.2%	2.6%	1.1%	3.7%	70.2%	29.8%
Nursing & Midwifery	7.8%	0.7%	8.5%	2.4%	10.9%	77.8%	22.2%
Health & Social Care Professionals	1.8%	0.3%	2.1%	3.1%	5.1%	40.4%	59.6%
Management & Administrative	1.4%	0.2%	1.7%	3.6%	5.3%	31.7%	68.3%
General Support	14.1%	0.6%	14.6%	2.9%	17.6%	83.3%	16.7%
Patient & Client Care	8.7%	0.5%	9.2%	1.5%	10.7%	86.1%	13.9%

July 2022

Royal Victoria Eye and Ear Hospital absence by Staff Category	Certified absence	Self-certified absence	Non Covid-19 absence	Covid-19 absence	Total absence rate	% Non Covid-19 absence	% Covid-19 absence
Royal Victoria Eye and Ear Hospital	2.5%	0.4%	2.9%	1.5%	4.4%	65.1%	34.9%
Medical & Dental	0.4%	0.0%	0.4%	0.7%	1.1%	33.3%	66.7%
Nursing & Midwifery	3.2%	0.5%	3.7%	2.0%	5.8%	64.6%	35.4%
Health & Social Care Professionals	5.4%	0.0%	5.4%	2.5%	7.8%	68.2%	31.8%
Management & Administrative	2.9%	0.3%	3.3%	2.1%	5.3%	61.5%	38.5%
General Support	1.6%	0.0%	1.6%	0.6%	2.2%	74.6%	25.4%
Patient & Client Care	3.1%	3.2%	6.3%	0.0%	6.3%	100.0%	0.0%

July 2022

St. Columcille's Hospital absence by Staff Category	Certified absence	Self-certified absence	Non Covid-19 absence	Covid-19 absence	Total absence rate	% Non Covid-19 absence	% Covid-19 absence
St. Columcille's Hospital	4.6%	0.6%	5.2%	1.9%	7.1%	73.2%	26.8%
Medical & Dental	1.0%	0.4%	1.4%	0.7%	2.0%	67.5%	32.5%
Nursing & Midwifery	2.7%	1.0%	3.7%	2.7%	6.3%	57.7%	42.3%
Health & Social Care Professionals	4.1%	0.2%	4.3%	2.0%	6.4%	68.0%	32.0%
Management & Administrative	5.3%	0.4%	5.6%	3.1%	8.7%	64.7%	35.3%
General Support	7.3%	0.5%	7.8%	0.1%	7.8%	99.1%	0.9%
Patient & Client Care	8.4%	0.9%	9.3%	1.4%	10.7%	87.3%	12.7%

July 2022

St Luke's General Hospital Kilkenny absence by Staff Category	Certified absence	Self-certified absence	Non Covid-19 absence	Covid-19 absence	Total absence rate	% Non Covid-19 absence	% Covid-19 absence
St Luke's General Hospital Kilkenny	5.6%	0.5%	6.1%	2.1%	8.2%	74.2%	25.8%
Medical & Dental	0.7%	0.0%	0.7%	0.0%	0.7%	95.7%	4.3%
Nursing & Midwifery	5.5%	0.6%	6.2%	3.0%	9.1%	67.6%	32.4%
Health & Social Care Professionals	3.3%	0.6%	3.9%	3.0%	6.9%	56.8%	43.2%
Management & Administrative	4.4%	0.3%	4.6%	2.1%	6.7%	69.2%	30.8%
General Support	9.5%	1.0%	10.5%	1.4%	11.9%	88.0%	12.0%
Patient & Client Care	8.7%	0.6%	9.3%	2.5%	11.8%	79.0%	21.0%

July 2022

St. Michael's Hospital absence by Staff Category	Certified absence	Self-certified absence	Non Covid-19 absence	Covid-19 absence	Total absence rate	% Non Covid-19 absence	% Covid-19 absence
St. Michael's Hospital	2.1%	0.4%	2.5%	1.5%	4.0%	62.6%	37.4%
Medical & Dental	1.8%	0.0%	1.8%	0.0%	1.8%	100.0%	0.0%
Nursing & Midwifery	2.6%	0.6%	3.2%	2.2%	5.5%	59.0%	41.0%
Health & Social Care Professionals	2.6%	0.2%	2.8%	0.5%	3.3%	83.7%	16.3%
Management & Administrative	0.8%	0.1%	0.9%	1.7%	2.6%	35.2%	64.8%
General Support	0.3%	0.0%	0.3%	1.6%	1.9%	16.8%	83.2%
Patient & Client Care	4.2%	1.5%	5.6%	0.0%	5.6%	100.0%	0.0%

July 2022

St. Vincent's University Hospital absence by Staff Category	Certified absence	Self-certified absence	Non Covid-19 absence	Covid-19 absence	Total absence rate	% Non Covid-19 absence	% Covid-19 absence
St. Vincent's University Hospital	1.9%	0.2%	2.1%	0.7%	2.8%	76.4%	23.6%
Medical & Dental	0.9%	0.1%	0.9%	0.6%	1.5%	61.2%	38.8%
Nursing & Midwifery	1.5%	0.1%	1.6%	0.3%	1.9%	85.6%	14.4%
Health & Social Care Professionals	1.1%	0.1%	1.2%	1.0%	2.2%	55.2%	44.8%
Management & Administrative	2.8%	0.3%	3.0%	1.1%	4.2%	72.7%	27.3%
General Support	4.4%	0.3%	4.6%	0.7%	5.3%	86.6%	13.4%
Patient & Client Care	2.5%	0.5%	3.1%	1.1%	4.2%	73.8%	26.2%

July 2022

Wexford General Hospital absence by Staff Category	Certified absence	Self-certified absence	Non Covid-19 absence	Covid-19 absence	Total absence rate	% Non Covid-19 absence	% Covid-19 absence
Wexford General Hospital	5.5%	0.5%	6.0%	2.3%	8.4%	72.2%	27.8%
Medical & Dental	0.3%	0.3%	0.6%	0.7%	1.3%	45.2%	54.8%
Nursing & Midwifery	7.3%	0.7%	8.0%	2.4%	10.4%	76.5%	23.5%
Health & Social Care Professionals	5.2%	0.3%	5.5%	3.4%	8.8%	61.9%	38.1%
Management & Administrative	5.2%	0.2%	5.3%	2.7%	8.1%	65.9%	34.1%
General Support	8.0%	0.7%	8.6%	2.9%	11.5%	75.1%	24.9%
Patient & Client Care	3.0%	0.3%	3.3%	2.2%	5.5%	59.8%	40.2%

Ireland East Hospital Group

Year/ month	Medical & Dental	Nursing & Midwifery	Health & Social Care Professionals	Management & Administrative	General Support	Patient & Client Care	Certified absence	Self-certified absence	Non Covid-19 absence	Covid-19 absence	Total absence rate
2022	2.5%	8.5%	6.9%	7.1%	10.0%	9.3%	3.5%	0.4%	3.9%	3.6%	7.5%
Jul 2022	1.4%	6.0%	4.2%	5.2%	8.0%	8.0%	3.5%	0.4%	3.9%	1.6%	5.4%
Jun 2022	1.9%	7.1%	4.5%	5.9%	8.1%	8.4%	3.9%	0.5%	4.4%	1.7%	6.1%
May 2022	1.7%	6.1%	3.8%	4.7%	7.2%	7.1%	3.5%	0.5%	4.0%	1.2%	5.2%
Apr 2022	2.3%	8.7%	6.0%	6.1%	10.5%	9.6%	3.7%	0.4%	4.1%	3.2%	7.4%
Mar 2022	3.9%	12.3%	10.4%	9.2%	12.2%	11.8%	3.4%	0.4%	3.8%	6.5%	10.3%
Feb 2022	2.7%	9.4%	7.8%	7.2%	9.7%	10.2%	3.3%	0.4%	3.8%	4.2%	8.0%
Jan 2022	3.4%	9.3%	10.7%	11.3%	14.0%	10.0%	3.3%	0.3%	3.6%	5.9%	9.5%
2021	1.9%	6.5%	5.1%	5.5%	8.2%	8.0%	3.5%	0.4%	3.9%	2.0%	5.8%
Dec 2021	3.0%	10.3%	9.5%	8.0%	11.1%	10.6%	3.6%	0.4%	4.0%	4.9%	8.9%
Nov 2021	2.3%	7.8%	9.5%	9.5%	11.6%	8.9%	4.0%	0.6%	4.5%	3.4%	8.0%
Oct 2021	2.7%	6.9%	6.7%	6.7%	9.0%	8.1%	3.9%	0.5%	4.4%	2.2%	6.6%
Sep 2021	1.6%	5.8%	4.1%	5.0%	8.1%	7.5%	3.8%	0.4%	4.2%	1.1%	5.3%
Aug 2021	2.2%	6.6%	4.5%	5.1%	7.3%	8.5%	3.7%	0.4%	4.1%	1.7%	5.7%
Jul 2021	0.9%	5.4%	3.4%	4.6%	6.2%	6.6%	3.4%	0.4%	3.8%	0.8%	4.6%
Jun 2021	0.8%	4.7%	2.8%	3.4%	6.2%	6.8%	3.3%	0.4%	3.7%	0.4%	4.1%
May 2021	1.1%	4.7%	3.2%	3.5%	6.2%	5.8%	3.2%	0.4%	3.6%	0.5%	4.1%
Apr 2021	1.1%	4.5%	3.0%	3.3%	6.1%	5.8%	2.9%	0.3%	3.2%	0.7%	3.9%
Mar 2021	1.0%	4.7%	3.5%	4.0%	5.8%	7.1%	3.0%	0.3%	3.3%	1.0%	4.2%
Feb 2021	1.5%	5.9%	4.2%	5.5%	8.8%	9.0%	3.4%	0.4%	3.8%	1.8%	5.6%
Jan 2021	4.8%	10.6%	6.1%	7.4%	12.2%	10.8%	3.5%	0.3%	3.8%	5.2%	9.0%
2020	1.9%	6.6%	4.0%	4.8%	7.2%	8.0%	3.5%	0.3%	3.8%	1.8%	5.6%
Dec 2020	1.7%	6.4%	3.0%	4.3%	7.8%	7.8%	3.1%	0.3%	3.4%	1.9%	5.3%
Nov 2020	1.5%	5.5%	3.5%	4.1%	7.1%	6.7%	3.0%	0.3%	3.3%	1.5%	4.8%
Oct 2020	1.7%	5.5%	4.3%	4.2%	6.0%	7.0%	3.1%	0.3%	3.4%	1.4%	4.8%
Sep 2020	1.5%	5.4%	3.5%	4.7%	6.0%	7.1%	3.3%	0.3%	3.7%	1.0%	4.7%
Aug 2020	1.3%	6.1%	3.7%	5.7%	6.5%	7.7%	4.0%	0.4%	4.5%	0.7%	5.2%
Jul 2020	1.1%	4.7%	3.5%	4.0%	6.6%	6.1%	3.2%	0.3%	3.5%	0.8%	4.3%
Jun 2020	1.3%	5.3%	2.8%	4.0%	6.4%	6.6%	3.2%	0.3%	3.5%	1.0%	4.5%
May 2020	2.1%	8.8%	4.3%	5.3%	7.9%	11.1%	3.7%	0.2%	3.9%	2.9%	6.8%
Apr 2020	5.4%	14.6%	6.8%	6.6%	10.5%	15.0%	3.7%	0.3%	4.0%	6.7%	10.7%

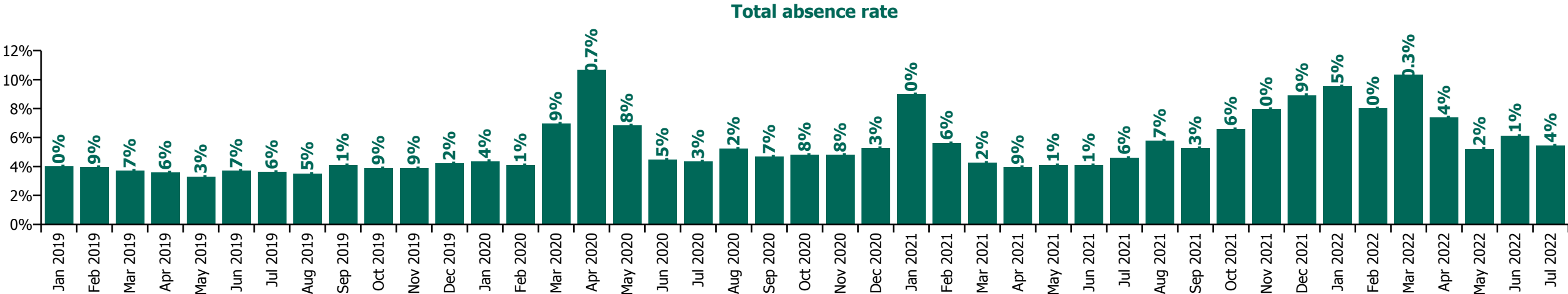
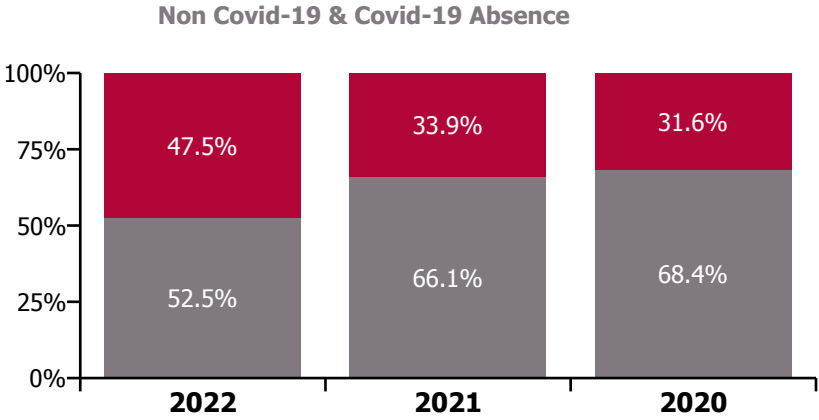
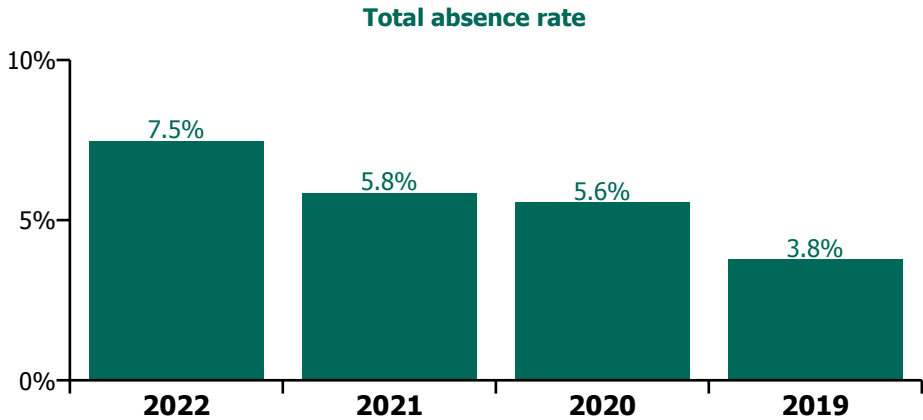
Mar 2020	3.6%	7.9%	6.6%	6.2%	8.0%	8.4%	3.8%	0.3%	4.1%	2.8%	6.9%
Feb 2020	0.9%	4.5%	3.0%	4.4%	6.1%	5.6%	3.6%	0.5%	4.1%		4.1%
Jan 2020	1.2%	4.5%	3.1%	4.3%	7.0%	7.1%	3.9%	0.5%	4.4%		4.4%
2019	0.9%	4.2%	2.9%	3.4%	5.7%	5.8%	3.3%	0.4%	3.8%		3.8%
Dec 2019	1.4%	4.6%	2.5%	3.9%	6.3%	6.8%	3.6%	0.6%	4.2%		4.2%
Nov 2019	1.1%	4.3%	2.5%	3.6%	6.2%	6.0%	3.4%	0.5%	3.9%		3.9%
Oct 2019	1.0%	4.4%	2.6%	3.3%	6.2%	6.1%	3.5%	0.4%	3.9%		3.9%
Sep 2019	1.1%	4.7%	2.8%	3.8%	5.9%	6.2%	3.6%	0.5%	4.1%		4.1%
Aug 2019	0.9%	3.9%	2.2%	3.1%	5.3%	5.6%	3.2%	0.3%	3.5%		3.5%
Jul 2019	0.6%	3.9%	2.8%	3.3%	5.4%	6.2%	3.2%	0.4%	3.6%		3.6%
Jun 2019	0.6%	4.1%	2.8%	3.2%	5.5%	6.4%	3.2%	0.5%	3.7%		3.7%
May 2019	0.5%	3.6%	3.1%	2.8%	5.3%	4.8%	2.9%	0.4%	3.3%		3.3%
Apr 2019	0.8%	3.9%	3.1%	3.2%	5.3%	5.1%	3.1%	0.4%	3.6%		3.6%
Mar 2019	0.9%	4.1%	3.2%	3.2%	5.8%	4.7%	3.3%	0.4%	3.7%		3.7%
Feb 2019	1.2%	4.4%	3.2%	3.8%	5.7%	5.1%	3.4%	0.5%	3.9%		3.9%
Jan 2019	1.0%	4.5%	3.4%	3.6%	5.4%	6.2%	3.5%	0.5%	4.0%		4.0%

Ireland East Hospital Group

Year/ month	Cappagh National Orthopaedic Hospital	Mater Misericordiae University Hospital	MRH Mullingar	National Maternity Hospital	National Rehabilitation Hospital	Our Lady's Hospital Navan	Royal Victoria Eye and Ear Hospital	St. Columcille's Hospital	St Luke's General Hospital Kilkenny	St. Michael's Hospital	St. Vincent's University Hospital	Wexford General Hospital	Acute Services absence rate	Certified absence	Self-certified absence	Non Covid-19 absence	Covid-19 absence	Total absence rate
2022	6.5%	5.6%	8.6%	5.1%	7.7%	8.4%	5.8%	7.6%	9.3%	5.2%	9.3%	8.7%	7.5%	3.5%	0.4%	3.9%	3.6%	7.5%
Jul 2022	7.0%	4.9%	8.0%	4.9%	6.1%	8.6%	4.4%	7.1%	8.2%	4.0%	2.8%	8.4%	5.4%	3.5%	0.4%	3.9%	1.6%	5.44%
Jun 2022	4.9%	5.1%	7.3%	4.0%	6.7%	8.2%	5.5%	7.2%	7.3%	3.5%		8.8%	6.1%	3.9%	0.5%	4.4%	1.7%	6.12%
May 2022	5.0%	4.2%	6.3%	4.5%	5.0%	6.3%	4.4%	5.4%	7.3%	3.0%	5.3%	6.3%	5.2%	3.5%	0.5%	4.0%	1.2%	5.20%
Apr 2022	6.3%	5.1%	7.9%	5.2%	11.8%	8.6%	4.4%	6.4%	9.7%	5.0%	9.1%	7.5%	7.4%	3.7%	0.4%	4.1%	3.2%	7.36%
Mar 2022	9.1%	6.2%	11.0%	6.2%	10.4%	9.6%	7.9%	10.0%	10.6%	6.5%	15.9%	10.4%	10.3%	3.4%	0.4%	3.8%	6.5%	10.31%
Feb 2022	5.8%	6.4%	8.7%	4.8%	5.0%	7.2%	6.9%	7.8%	9.0%	5.9%	11.0%	7.8%	8.0%	3.3%	0.4%	3.8%	4.2%	8.00%
Jan 2022	7.5%	7.0%	10.5%	6.1%	9.7%	10.3%	7.2%	9.6%	12.6%	8.9%	11.2%	11.6%	9.5%	3.3%	0.3%	3.6%	5.9%	9.52%
2021	5.2%	4.7%	6.3%	3.8%	4.5%	5.9%	4.2%	7.4%	7.9%	5.2%	6.5%	7.6%	5.8%	3.5%	0.4%	3.9%	2.0%	5.8%
Dec 2021	5.5%	5.4%	8.9%	5.9%	6.8%	9.2%	7.1%	9.4%	10.7%	4.4%	13.3%	10.8%	8.9%	3.6%	0.4%	4.0%	4.9%	8.91%
Nov 2021	4.8%	5.9%	9.2%	5.7%	6.1%	8.3%	6.2%	8.3%	9.2%	4.1%	10.4%	9.9%	8.0%	4.0%	0.6%	4.5%	3.4%	7.95%
Oct 2021	3.6%	4.7%	7.4%	5.1%	5.1%	6.6%	5.3%	6.5%	7.8%	5.6%	8.4%	8.6%	6.6%	3.9%	0.5%	4.4%	2.2%	6.58%
Sep 2021	5.6%	4.3%	5.8%	3.5%	4.0%	5.6%	4.4%	7.1%	7.5%	5.1%	5.1%	7.5%	5.3%	3.8%	0.4%	4.2%	1.1%	5.26%
Aug 2021	4.2%	4.1%	7.4%	3.5%	4.8%	4.9%	3.9%	6.2%	7.1%	5.4%	7.0%	7.9%	5.7%	3.7%	0.4%	4.1%	1.7%	5.75%
Jul 2021	3.9%	4.2%	5.5%	2.7%	3.7%	5.3%	2.9%	5.7%	6.8%	4.1%	4.3%	6.3%	4.6%	3.4%	0.4%	3.8%	0.8%	4.59%
Jun 2021	4.2%	3.8%	4.6%	2.7%	2.7%	4.6%	2.3%	6.1%	6.9%	6.3%	3.0%	5.5%	4.1%	3.3%	0.4%	3.7%	0.4%	4.07%
May 2021	3.7%	3.7%	4.5%	3.2%	3.2%	4.2%	3.0%	5.4%	6.0%	5.2%	3.4%	6.0%	4.1%	3.2%	0.4%	3.6%	0.5%	4.09%
Apr 2021	4.5%	3.5%	4.9%	2.7%	3.6%	3.9%		4.8%	5.4%	4.6%	3.5%	5.0%	3.9%	2.9%	0.3%	3.2%	0.7%	3.94%
Mar 2021	6.5%	3.6%	5.0%	2.4%	2.9%	4.5%	2.5%	6.7%	6.6%	3.6%	3.9%	5.3%	4.2%	3.0%	0.3%	3.3%	1.0%	4.24%
Feb 2021	7.3%	5.0%	5.9%	2.3%	5.0%	5.9%	3.5%	9.6%	7.8%	5.1%	5.4%	7.0%	5.6%	3.4%	0.4%	3.8%	1.8%	5.61%
Jan 2021	8.9%	8.0%	7.1%	5.6%	5.4%	7.7%	5.5%	12.7%	12.4%	9.2%	10.2%	10.6%	9.0%	3.5%	0.3%	3.8%	5.2%	8.98%
2020	6.3%	5.4%	7.1%	4.1%	5.2%	5.3%	3.8%	6.5%	8.5%	5.5%	4.5%	6.3%	5.6%	3.5%	0.3%	3.8%	1.8%	5.6%
Dec 2020	4.2%	3.5%	6.3%	3.0%	3.2%	3.8%	4.4%	14.5%	13.2%	4.6%	4.2%	6.3%	5.3%	3.1%	0.3%	3.4%	1.9%	5.26%
Nov 2020	5.8%	3.9%	5.1%	2.3%	4.1%	4.5%	3.2%	12.5%	7.7%	4.8%	4.2%	5.2%	4.8%	3.0%	0.3%	3.3%	1.5%	4.80%
Oct 2020	5.2%	4.6%	6.2%	2.5%	4.7%	5.6%	3.7%	3.7%	6.4%	6.0%	4.2%	6.1%	4.8%	3.1%	0.3%	3.4%	1.4%	4.80%
Sep 2020	6.9%	4.5%	6.3%	3.7%	6.1%	5.0%	4.1%	4.7%	6.4%	4.9%	3.5%	5.8%	4.7%	3.3%	0.3%	3.7%	1.0%	4.67%
Aug 2020	5.8%	4.1%	6.5%	3.1%	4.1%	2.6%	4.6%	3.1%	7.8%	4.5%	6.6%	5.4%	5.2%	4.0%	0.4%	4.5%	0.7%	5.20%
Jul 2020	5.4%	4.3%	6.2%	3.0%	3.5%	3.2%	2.3%	3.9%	6.0%	2.4%	4.3%	4.1%	4.3%	3.2%	0.3%	3.5%	0.8%	4.32%
Jun 2020	4.6%	4.4%	6.5%	3.9%	3.7%	4.8%	2.6%	3.2%	7.7%	4.1%	3.0%	5.9%	4.5%	3.2%	0.3%	3.5%	1.0%	4.46%
May 2020	6.0%	7.5%	8.2%	4.3%	5.7%	5.7%	2.0%	4.0%	12.2%	7.4%	5.3%	8.7%	6.8%	3.7%	0.2%	3.9%	2.9%	6.82%
Apr 2020	17.9%	11.6%	10.7%	9.1%	8.5%	10.5%	9.6%	14.0%	16.2%	11.1%	7.0%	12.1%	10.7%	3.7%	0.3%	4.0%	6.7%	10.69%
Mar 2020	7.4%	8.5%	8.6%	6.0%	7.6%	8.1%	3.0%	9.5%	6.4%	8.2%	5.2%	5.8%	6.9%	3.8%	0.3%	4.1%	2.8%	6.94%
Feb 2020	3.4%	4.2%	6.4%	3.9%	4.6%	4.5%	3.4%	2.7%	5.2%	3.6%	3.1%	4.6%	4.1%	3.6%	0.5%	4.1%		4.08%
Jan 2020	3.4%	4.0%	8.0%	4.4%	6.2%	5.9%	3.6%	2.9%	5.6%	4.7%	3.1%	4.9%	4.4%	3.9%	0.5%	4.4%		4.36%
2019	3.5%	3.4%	6.5%	3.4%	3.9%	4.9%	4.0%	3.1%	4.9%	3.5%	2.8%	4.7%	3.8%	3.3%	0.4%	3.8%		3.8%
Dec 2019	3.4%	3.9%	8.7%	4.9%	4.5%	5.9%	5.9%	2.8%	6.6%	3.2%	2.2%	5.1%	4.2%	3.6%	0.6%	4.2%		4.19%
Nov 2019	3.6%	3.4%	6.7%	3.6%	4.3%	5.0%	5.0%	2.9%	5.2%	4.3%	2.8%	4.6%	3.9%	3.4%	0.5%	3.9%		3.88%
Oct 2019	4.1%	3.5%	6.8%	3.5%	3.3%	4.5%	5.2%	4.2%	5.2%	3.9%	2.6%	5.1%	3.9%	3.5%	0.4%	3.9%		3.89%
Sep 2019	3.6%	3.8%	7.1%	3.6%	3.5%	4.4%	4.3%	4.6%	4.8%	2.8%	3.2%	5.5%	4.1%	3.6%	0.5%	4.1%		4.09%

Ireland East Hospital Group

Year/ month	Cappagh National Orthopaedic Hospital	Mater Misericordiae University Hospital	MRH Mullingar	National Maternity Hospital	National Rehabilitation Hospital	Our Lady's Hospital Navan	Royal Victoria Eye and Ear Hospital	St. Columcille's Hospital	St Luke's General Hospital Kilkenny	St. Michael's Hospital	St. Vincent's University Hospital	Wexford General Hospital	Acute Services absence rate	Certified absence	Self-certified absence	Non Covid-19 absence	Covid-19 absence	Total absence rate
Aug 2019	3.8%	3.0%	6.5%	3.4%	3.8%	4.7%	2.9%	2.6%	5.2%	2.6%	2.5%	4.6%	3.5%	3.2%	0.3%	3.5%		3.49%
Jul 2019	3.9%	3.1%	6.7%	3.3%	4.6%	3.4%	3.0%	2.5%	4.7%	2.5%	3.0%	4.5%	3.6%	3.2%	0.4%	3.6%		3.60%
Jun 2019	3.2%	3.6%	6.6%	3.4%	3.1%	4.4%	3.7%	2.4%	4.5%	3.4%	3.1%	3.9%	3.7%	3.2%	0.5%	3.7%		3.69%
May 2019	3.1%	3.2%	5.2%	3.0%	3.1%	4.3%	3.7%	1.9%	4.2%	3.3%	2.4%	4.2%	3.3%	2.9%	0.4%	3.3%		3.28%
Apr 2019	3.1%	3.4%	5.7%	2.6%	4.1%	5.0%	3.9%	2.1%	4.2%	4.0%	2.7%	4.7%	3.6%	3.1%	0.4%	3.6%		3.55%
Mar 2019	3.3%	3.4%	5.3%	3.5%	4.1%	5.3%	4.6%	3.5%	4.6%	3.4%	2.7%	4.5%	3.7%	3.3%	0.4%	3.7%		3.69%
Feb 2019	3.2%	3.9%	6.3%	3.2%	4.3%	5.8%	3.2%	3.5%	5.0%	3.5%	3.1%	3.8%	3.9%	3.4%	0.5%	3.9%		3.94%
Jan 2019	3.9%	3.4%	6.2%	3.2%	4.6%	6.1%	3.3%	4.7%	5.1%	4.4%	2.7%	5.5%	4.0%	3.5%	0.5%	4.0%		3.98%



Ireland East Hospital Group

Year/ month	Health Service Executive	Section 38 Hospitals	Acute Services absence rate	Certified absence	Self-certified absence	Non Covid-19 absence	Covid-19 absence	Total absence rate
2022	8.7%	6.9%	7.5%	3.5%	0.4%	3.9%	3.6%	7.5%
Jul 2022	8.2%	4.3%	5.4%	3.5%	0.4%	3.9%	1.6%	5.4%
Jun 2022	7.8%	5.0%	6.1%	3.9%	0.5%	4.4%	1.7%	6.1%
May 2022	6.5%	4.6%	5.2%	3.5%	0.5%	4.0%	1.2%	5.2%
Apr 2022	8.2%	7.0%	7.4%	3.7%	0.4%	4.1%	3.2%	7.4%
Mar 2022	10.5%	10.2%	10.3%	3.4%	0.4%	3.8%	6.5%	10.3%
Feb 2022	8.3%	7.9%	8.0%	3.3%	0.4%	3.8%	4.2%	8.0%
Jan 2022	11.2%	8.7%	9.5%	3.3%	0.3%	3.6%	5.9%	9.5%
2021	7.1%	5.3%	5.8%	3.5%	0.4%	3.9%	2.0%	5.8%
Dec 2021	10.0%	8.5%	8.9%	3.6%	0.4%	4.0%	4.9%	8.9%
Nov 2021	9.1%	7.4%	8.0%	4.0%	0.6%	4.5%	3.4%	8.0%
Oct 2021	7.6%	6.1%	6.6%	3.9%	0.5%	4.4%	2.2%	6.6%
Sep 2021	6.8%	4.6%	5.3%	3.8%	0.4%	4.2%	1.1%	5.3%
Aug 2021	7.0%	5.2%	5.7%	3.7%	0.4%	4.1%	1.7%	5.7%
Jul 2021	6.0%	4.0%	4.6%	3.4%	0.4%	3.8%	0.8%	4.6%
Jun 2021	5.6%	3.4%	4.1%	3.3%	0.4%	3.7%	0.4%	4.1%
May 2021	5.3%	3.5%	4.1%	3.2%	0.4%	3.6%	0.5%	4.1%
Apr 2021	4.9%	3.5%	3.9%	2.9%	0.3%	3.2%	0.7%	3.9%
Mar 2021	5.6%	3.6%	4.2%	3.0%	0.3%	3.3%	1.0%	4.2%
Feb 2021	7.1%	4.9%	5.6%	3.4%	0.4%	3.8%	1.8%	5.6%
Jan 2021	10.1%	8.5%	9.0%	3.5%	0.3%	3.8%	5.2%	9.0%
2020	6.9%	4.9%	5.6%	3.5%	0.3%	3.8%	1.8%	5.6%
Dec 2020	8.7%	3.8%	5.3%	3.1%	0.3%	3.4%	1.9%	5.3%
Nov 2020	6.6%	4.0%	4.8%	3.0%	0.3%	3.3%	1.5%	4.8%
Oct 2020	5.9%	4.3%	4.8%	3.1%	0.3%	3.4%	1.4%	4.8%
Sep 2020	5.8%	4.2%	4.7%	3.3%	0.3%	3.7%	1.0%	4.7%
Aug 2020	5.6%	5.0%	5.2%	4.0%	0.4%	4.5%	0.7%	5.2%
Jul 2020	4.9%	3.9%	4.3%	3.2%	0.3%	3.5%	0.8%	4.3%
Jun 2020	6.1%	3.7%	4.5%	3.2%	0.3%	3.5%	1.0%	4.5%
May 2020	8.6%	6.0%	6.8%	3.7%	0.2%	3.9%	2.9%	6.8%
Apr 2020	12.9%	9.6%	10.7%	3.7%	0.3%	4.0%	6.7%	10.7%
Mar 2020	7.4%	6.7%	6.9%	3.8%	0.3%	4.1%	2.8%	6.9%
Feb 2020	4.9%	3.7%	4.1%	3.6%	0.5%	4.1%		4.1%
Jan 2020	5.7%	3.8%	4.4%	3.9%	0.5%	4.4%		4.4%
2019	5.0%	3.2%	3.8%	3.3%	0.4%	3.8%		3.8%
Dec 2019	6.1%	3.4%	4.2%	3.6%	0.6%	4.2%		4.2%
Nov 2019	5.1%	3.3%	3.9%	3.4%	0.5%	3.9%		3.9%

Ireland East Hospital Group

Year/ month	Health Service Executive	Section 38 Hospitals	Acute Services absence rate	Certified absence	Self- certified absence	Non Covid-19 absence	Covid-19 absence	Total absence rate
Oct 2019	5.3%	3.3%	3.9%	3.5%	0.4%	3.9%		3.9%
Sep 2019	5.4%	3.5%	4.1%	3.6%	0.5%	4.1%		4.1%
Aug 2019	4.9%	2.9%	3.5%	3.2%	0.3%	3.5%		3.5%
Jul 2019	4.6%	3.1%	3.6%	3.2%	0.4%	3.6%		3.6%
Jun 2019	4.5%	3.3%	3.7%	3.2%	0.5%	3.7%		3.7%
May 2019	4.2%	2.9%	3.3%	2.9%	0.4%	3.3%		3.3%
Apr 2019	4.5%	3.1%	3.6%	3.1%	0.4%	3.6%		3.6%
Mar 2019	4.7%	3.2%	3.7%	3.3%	0.4%	3.7%		3.7%
Feb 2019	4.9%	3.5%	3.9%	3.4%	0.5%	3.9%		3.9%
Jan 2019	5.5%	3.3%	4.0%	3.5%	0.5%	4.0%		4.0%
2018	5.0%	3.3%	3.8%	3.4%	0.4%	3.8%		3.8%
Dec 2018	5.2%	3.5%	4.0%	3.5%	0.5%	4.0%		4.0%
Nov 2018	5.2%	3.3%	3.9%	3.4%	0.5%	3.9%		3.9%
Oct 2018	5.4%	3.3%	3.9%	3.5%	0.4%	3.9%		3.9%
Sep 2018	4.8%	3.4%	3.9%	3.4%	0.4%	3.9%		3.9%
Aug 2018	4.7%	3.1%	3.6%	3.2%	0.4%	3.6%		3.6%
Jul 2018	4.5%	3.1%	3.5%	3.1%	0.4%	3.5%		3.5%
Jun 2018	4.3%	3.2%	3.5%	3.1%	0.4%	3.5%		3.5%
May 2018	4.3%	3.1%	3.5%	3.1%	0.4%	3.5%		3.5%
Apr 2018	4.7%	3.3%	3.7%	3.3%	0.4%	3.7%		3.7%
Mar 2018	5.1%	3.1%	3.7%	3.3%	0.4%	3.7%		3.7%
Feb 2018	5.4%	3.7%	4.2%	3.7%	0.5%	4.2%		4.2%
Jan 2018	6.0%	4.0%	4.6%	4.0%	0.6%	4.6%		4.6%

Total absence rate

