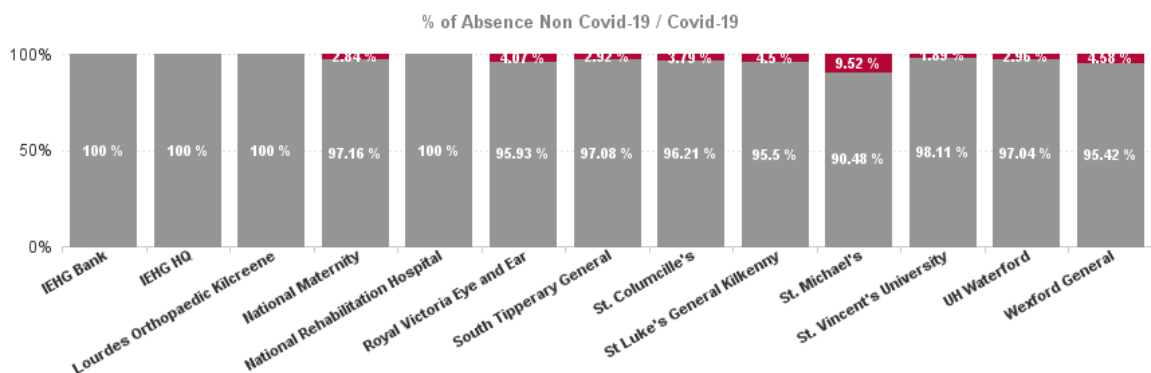
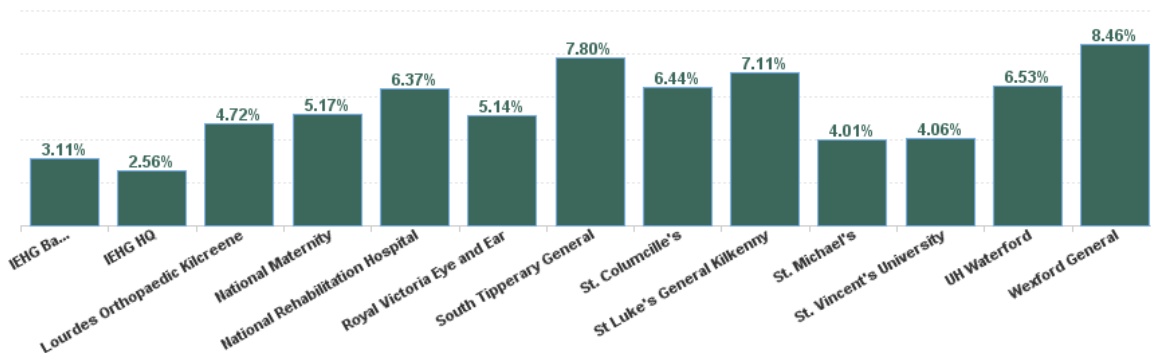


December 2024

| Health Service Absence Rate - by Staff Category: Dec 2024 | Certified absence | Self-certified absence | Non Covid-19 absence | Covid-19 absence | Total absence rate | % Non Covid-19 absence | % Covid-19 absence |
|--|----------------------|---------------------------|-------------------------|---------------------|-----------------------|------------------------------|-----------------------|
| Ireland East Hospital Group | 4.83% | 0.84% | 5.66% | 0.18% | 5.85% | 96.86% | 3.14% |
| Medical & Dental | 0.98% | 0.36% | 1.34% | 0.01% | 1.35% | 99.00% | 1.00% |
| Nursing & Midwifery | 4.79% | 1.19% | 5.98% | 0.25% | 6.23% | 96.04% | 3.96% |
| Health & Social Care Professionals | 4.54% | 0.61% | 5.14% | 0.07% | 5.22% | 98.58% | 1.42% |
| Management & Administrative | 5.64% | 0.60% | 6.24% | 0.16% | 6.39% | 97.58% | 2.42% |
| General Support | 7.84% | 0.62% | 8.46% | 0.27% | 8.74% | 96.86% | 3.14% |
| Patient & Client Care | 6.88% | 1.00% | 7.88% | 0.26% | 8.14% | 96.84% | 3.16% |

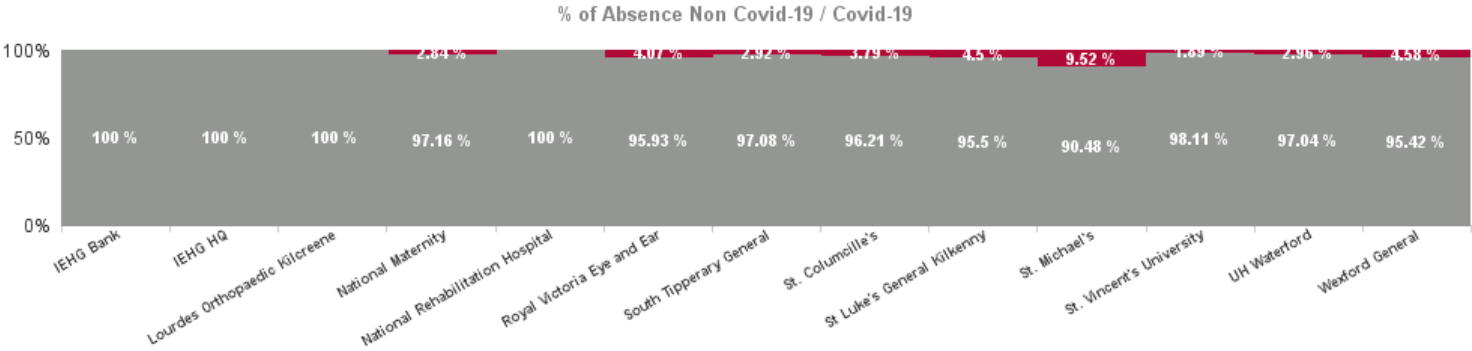
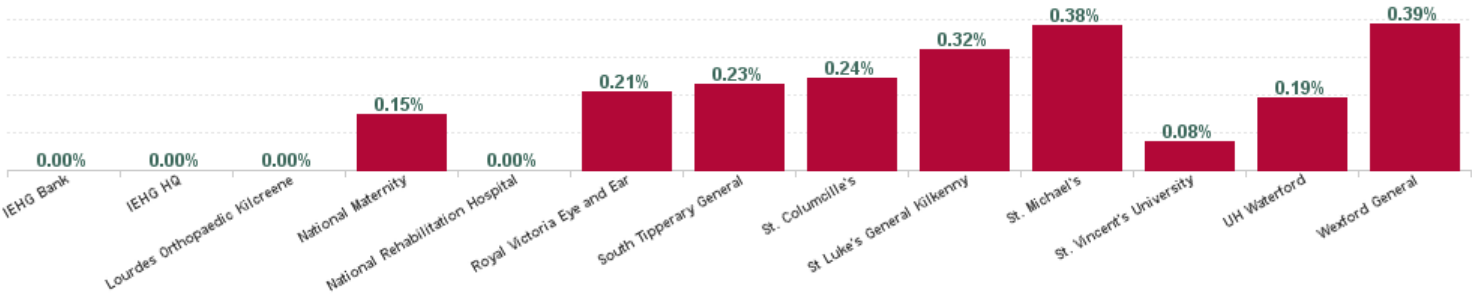
| Health Service Absence Rate - by Care Group: Dec 2024 | Certified absence | Self-certified absence | Non Covid-19 absence | Covid-19 absence | Total absence rate | % Non Covid-19 absence | % Covid-19 absence |
|--|----------------------|---------------------------|-------------------------|---------------------|-----------------------|------------------------------|-----------------------|
| Ireland East Hospital Group | 4.83% | 0.84% | 5.66% | 0.18% | 5.85% | 96.86% | 3.14% |
| IEHG Bank | 1.62% | 1.50% | 3.11% | 0.00% | 3.11% | 100.00% | 0.00% |
| IEHG HQ | 2.46% | 0.10% | 2.56% | 0.00% | 2.56% | 100.00% | 0.00% |
| Lourdes Orthopaedic Kilcreene | 3.71% | 1.02% | 4.72% | 0.00% | 4.72% | 100.00% | 0.00% |
| National Maternity | 4.61% | 0.42% | 5.03% | 0.15% | 5.17% | 97.16% | 2.84% |
| National Rehabilitation Hospital | 5.38% | 0.99% | 6.37% | 0.00% | 6.37% | 100.00% | 0.00% |
| Royal Victoria Eye and Ear | 4.23% | 0.70% | 4.93% | 0.21% | 5.14% | 95.93% | 4.07% |
| South Tipperary General | 6.52% | 1.05% | 7.57% | 0.23% | 7.80% | 97.08% | 2.92% |
| St. Columille's | 5.02% | 1.18% | 6.20% | 0.24% | 6.44% | 96.21% | 3.79% |
| St Luke's General Kilkenny | 6.01% | 0.78% | 6.79% | 0.32% | 7.11% | 95.50% | 4.50% |
| St. Michael's | 3.03% | 0.60% | 3.63% | 0.38% | 4.01% | 90.48% | 9.52% |
| St. Vincent's University | 3.22% | 0.76% | 3.98% | 0.08% | 4.06% | 98.11% | 1.89% |
| UH Waterford | 5.48% | 0.85% | 6.33% | 0.19% | 6.53% | 97.04% | 2.96% |
| Wexford General | 6.53% | 1.93% | 8.46% | 0.00% | 8.46% | 100.00% | 0.00% |
| Total Absence Rate | 5.85% | 0.84% | 6.69% | 0.18% | 6.87% | 96.86% | 3.14% |



December 2024

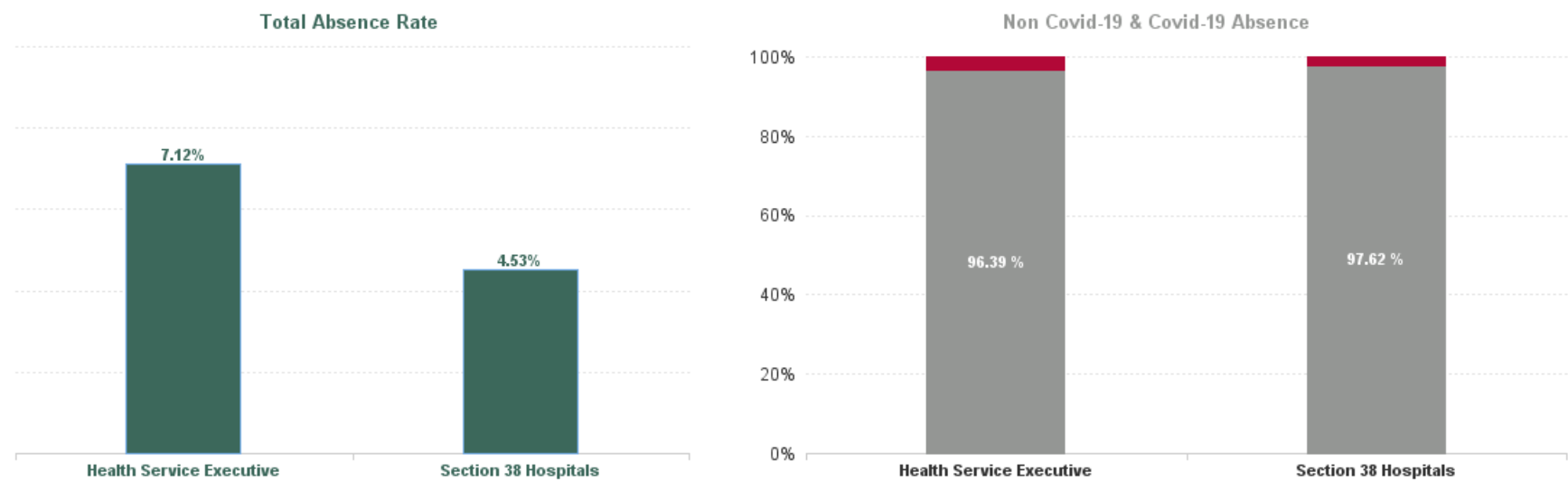
| Health Service Absence Rate - by Hospital : Dec 2024 | Certified absence | Self-certified absence | Non Covid-19 absence | Covid-19 absence | Total absence rate | Medical & Dental | Nursing & Midwifery | Health & Social Care Professionals | Management & Administrative | General Support | Patient & Client Care |
|--|-------------------|------------------------|----------------------|------------------|--------------------|------------------|---------------------|------------------------------------|-----------------------------|-----------------|-----------------------|
| Ireland East Hospital Group | 4.83% | 0.84% | 5.66% | 0.18% | 5.85% | 1.35% | 6.23% | 5.22% | 6.39% | 8.74% | 8.14% |
| IEHG Bank | 1.62% | 1.50% | 3.11% | 0.00% | 3.11% | | 3.07% | 41.18% | | | 0.00% |
| IEHG HQ | 2.46% | 0.10% | 2.56% | 0.00% | 2.56% | | 0.00% | 0.00% | 3.13% | | |
| Lourdes Orthopaedic Kilcreene | 3.71% | 1.02% | 4.72% | 0.00% | 4.72% | 0.83% | 3.18% | | 0.00% | 13.39% | |
| National Maternity | 4.61% | 0.42% | 5.03% | 0.15% | 5.17% | 1.66% | 5.82% | 1.16% | 4.27% | 9.78% | 4.30% |
| National Rehabilitation Hospital | 5.38% | 0.99% | 6.37% | 0.00% | 6.37% | 2.00% | 5.95% | 5.38% | 7.07% | 5.76% | 9.16% |
| Royal Victoria Eye and Ear | 4.23% | 0.70% | 4.93% | 0.21% | 5.14% | 2.08% | 8.89% | 0.93% | 3.77% | 2.15% | 13.70% |
| South Tipperary General | 6.52% | 1.05% | 7.57% | 0.23% | 7.80% | 2.56% | 6.67% | 10.76% | 11.43% | 7.71% | 13.64% |
| St. Columcille's | 5.02% | 1.18% | 6.20% | 0.24% | 6.44% | 1.38% | 6.75% | 9.78% | 7.12% | 5.44% | 6.13% |
| St Luke's General Kilkenny | 6.01% | 0.78% | 6.79% | 0.32% | 7.11% | 2.00% | 8.26% | 6.56% | 7.23% | 10.36% | 6.82% |
| St. Michael's | 3.03% | 0.60% | 3.63% | 0.38% | 4.01% | 1.58% | 8.20% | 1.03% | 0.47% | 1.14% | 0.23% |
| St. Vincent's University | 3.22% | 0.76% | 3.98% | 0.08% | 4.06% | 0.82% | 4.39% | 3.13% | 6.32% | 4.83% | 6.28% |
| UH Waterford | 5.48% | 0.85% | 6.33% | 0.19% | 6.53% | 0.95% | 6.40% | 7.31% | 6.58% | 13.84% | 10.90% |
| Wexford General | 6.91% | 1.16% | 8.07% | 0.39% | 8.46% | 2.09% | 8.67% | 7.61% | 8.38% | 12.46% | 10.71% |

| Health Service Absence Rate - by Staff Category & Hospital: Dec 2024 | Non Covid-19 absence | Covid-19 absence | Total absence rate | Medical & Dental | Nursing & Midwifery | Health & Social Care Professional s | Management & Administrati ve | General Support | Patient & Client Care |
|--|----------------------------|---------------------|--------------------------|---------------------|------------------------|--|---------------------------------------|--------------------|--------------------------|
| Ireland East Hospital Group | 5.66% | 0.18% | 0.18% | 0.01% | 0.25% | 0.07% | 0.16% | 0.27% | 0.26% |
| IEHG Bank | 3.11% | 0.00% | 3.11% | | 0.00% | 0.00% | | | 0.00% |
| IEHG HQ | 2.56% | 0.00% | 2.56% | | 0.00% | 0.00% | 0.00% | | |
| Lourdes Orthopaedic Kilcreene | 4.72% | 0.00% | 4.72% | 0.00% | 0.00% | | 0.00% | 0.00% | |
| National Maternity | 5.03% | 0.15% | 5.17% | 0.00% | 0.34% | 0.00% | 0.00% | 0.00% | 0.00% |
| National Rehabilitation Hospital | 6.37% | 0.00% | 6.37% | 0.00% | 0.00% | 0.00% | 0.00% | 0.00% | 0.00% |
| Royal Victoria Eye and Ear | 4.93% | 0.21% | 5.14% | 0.00% | 0.53% | 0.53% | 0.00% | 0.00% | 0.00% |
| South Tipperary General | 7.57% | 0.23% | 7.80% | 0.00% | 0.20% | 0.13% | 0.14% | 0.00% | 1.15% |
| St. Columcille's | 6.20% | 0.24% | 6.44% | 0.00% | 0.62% | 0.00% | 0.11% | 0.00% | 0.00% |
| St Luke's General Kilkenny | 6.79% | 0.32% | 7.11% | 0.00% | 0.29% | 0.00% | 0.00% | 0.89% | 0.67% |
| St. Michael's | 3.63% | 0.38% | 4.01% | 0.00% | 0.89% | 0.00% | 0.00% | 0.00% | 0.00% |
| St. Vincent's University | 3.98% | 0.08% | 4.06% | 0.04% | 0.05% | 0.05% | 0.32% | 0.00% | 0.00% |
| UH Waterford | 6.33% | 0.19% | 6.53% | 0.00% | 0.38% | 0.06% | 0.10% | 0.13% | 0.09% |
| Total COVID Absence Rate | | | | | | | | | |



December 2024

| Health Service Absence Rate - by Admin : Dec 2024 | Certified absence | Self- certified absence | Non Covid-19 absence | Covid-19 absence | Total absence rate | Medical & Dental | Nursing & Midwifery | Health & Social Care Profession als | Manageme nt & Administra tive | General Support | Patient & Client Care |
|--|----------------------|-------------------------------|----------------------------|---------------------|--------------------------|---------------------|------------------------|---|--|--------------------|--------------------------|
| Ireland East Hospital Group | 4.83% | 0.84% | 5.66% | 0.18% | 5.85% | 1.35% | 6.23% | 5.22% | 6.39% | 8.74% | 8.14% |
| IEHG Bank | 1.62% | 1.50% | 3.11% | 0.00% | 3.11% | | 3.07% | 41.18% | | | 0.00% |
| IEHG HQ | 2.46% | 0.10% | 2.56% | 0.00% | 2.56% | | 0.00% | 0.00% | 3.13% | | |
| Lourdes Orthopaedic Kilcreene | 3.71% | 1.02% | 4.72% | 0.00% | 4.72% | 0.83% | 3.18% | | 0.00% | 13.39% | |
| South Tipperary General | 6.52% | 1.05% | 7.57% | 0.23% | 7.80% | 2.56% | 6.67% | 10.76% | 11.43% | 7.71% | 13.64% |
| St. Columcille's | 5.02% | 1.18% | 6.20% | 0.24% | 6.44% | 1.38% | 6.75% | 9.78% | 7.12% | 5.44% | 6.13% |
| St Luke's General Kilkenny | 6.01% | 0.78% | 6.79% | 0.32% | 7.11% | 2.00% | 8.26% | 6.56% | 7.23% | 10.36% | 6.82% |
| UH Waterford | 5.48% | 0.85% | 6.33% | 0.19% | 6.53% | 0.95% | 6.40% | 7.31% | 6.58% | 13.84% | 10.90% |
| Wexford General | 6.91% | 1.16% | 8.07% | 0.39% | 8.46% | 2.09% | 8.67% | 7.61% | 8.38% | 12.46% | 10.71% |
| Health Service Executive | 5.92% | 0.94% | 6.87% | 0.26% | 7.12% | 1.59% | 7.13% | 7.87% | 7.55% | 11.51% | 9.42% |
| National Maternity | 4.61% | 0.42% | 5.03% | 0.15% | 5.17% | 1.66% | 5.82% | 1.16% | 4.27% | 9.78% | 4.30% |
| National Rehabilitation Hospital | 5.38% | 0.99% | 6.37% | 0.00% | 6.37% | 2.00% | 5.95% | 5.38% | 7.07% | 5.76% | 9.16% |
| Royal Victoria Eye and Ear | 4.23% | 0.70% | 4.93% | 0.21% | 5.14% | 2.08% | 8.89% | 0.93% | 3.77% | 2.15% | 13.70% |
| St. Michael's | 3.03% | 0.60% | 3.63% | 0.38% | 4.01% | 1.58% | 8.20% | 1.03% | 0.47% | 1.14% | 0.23% |
| St. Vincent's University | 3.22% | 0.76% | 3.98% | 0.08% | 4.06% | 0.82% | 4.39% | 3.13% | 6.32% | 4.83% | 6.28% |
| Section 38 Hospitals | 3.70% | 0.72% | 4.42% | 0.11% | 4.53% | 1.09% | 5.26% | 3.26% | 5.36% | 5.48% | 6.57% |



| Health Service Absence Rate - by Staff Category: Dec 2024 | Certified absence | Self-certified absence | Non Covid-19 absence | Covid-19 absence | Total absence rate | % Non Covid-19 absence | % Covid-19 absence |
|---|-------------------|------------------------|----------------------|------------------|--------------------|------------------------|--------------------|
| IEHG Bank | 1.62% | 1.50% | 3.11% | 0.00% | 3.11% | 100.00% | |
| Medical & Dental | | | | | | | |
| Nursing & Midwifery | 1.54% | 1.53% | 3.07% | 0.00% | 3.07% | 100.00% | |
| Health & Social Care Professionals | 41.18% | 0.00% | 41.18% | 0.00% | 41.18% | 100.00% | |
| Management & Administrative | | | | | | | |
| General Support | | | | | | | |
| Patient & Client Care | 0.00% | 0.00% | 0.00% | 0.00% | 0.00% | | |

| Health Service Absence Rate - by Staff Category: Dec 2024 | Certified absence | Self-certified absence | Non Covid-19 absence | Covid-19 absence | Total absence rate | % Non Covid-19 absence | % Covid-19 absence |
|---|-------------------|------------------------|----------------------|------------------|--------------------|------------------------|--------------------|
| IEHG HQ | 2.46% | 0.10% | 2.56% | 0.00% | 2.56% | 100.00% | |
| Medical & Dental | | | | | | | |
| Nursing & Midwifery | 0.00% | 0.00% | 0.00% | 0.00% | 0.00% | | |
| Health & Social Care Professionals | 0.00% | 0.00% | 0.00% | 0.00% | 0.00% | | |
| Management & Administrative | 3.01% | 0.13% | 3.13% | 0.00% | 3.13% | 100.00% | |
| General Support | | | | | | | |
| Patient & Client Care | | | | | | | |

| Health Service Absence Rate - by Staff Category: Dec 2024 | Certified absence | Self-certified absence | Non Covid-19 absence | Covid-19 absence | Total absence rate | % Non Covid-19 absence | % Covid-19 absence |
|---|-------------------|------------------------|----------------------|------------------|--------------------|------------------------|--------------------|
| Lourdes Orthopaedic Kilcreene | 3.71% | 1.02% | 4.72% | 0.00% | 4.72% | 100.00% | |
| Medical & Dental | 0.00% | 0.83% | 0.83% | 0.00% | 0.83% | 100.00% | |
| Nursing & Midwifery | 1.49% | 1.69% | 3.18% | 0.00% | 3.18% | 100.00% | |
| Health & Social Care Professionals | | | | | | | |
| Management & Administrative | 0.00% | 0.00% | 0.00% | 0.00% | 0.00% | | |
| General Support | 13.39% | 0.00% | 13.39% | 0.00% | 13.39% | 100.00% | |
| Patient & Client Care | | | | | | | |

| Health Service Absence Rate - by Staff Category: Dec 2024 | Certified absence | Self-certified absence | Non Covid-19 absence | Covid-19 absence | Total absence rate | % Non Covid-19 absence | % Covid-19 absence |
|---|-------------------|------------------------|----------------------|------------------|--------------------|------------------------|--------------------|
| National Maternity | 4.61% | 0.42% | 5.03% | 0.15% | 5.17% | 97.16% | 2.84% |
| Medical & Dental | 1.61% | 0.05% | 1.66% | 0.00% | 1.66% | 100.00% | |
| Nursing & Midwifery | 4.95% | 0.54% | 5.49% | 0.34% | 5.82% | 94.18% | 5.82% |
| Health & Social Care Professionals | 0.86% | 0.30% | 1.16% | 0.00% | 1.16% | 100.00% | |
| Management & Administrative | 3.97% | 0.30% | 4.27% | 0.00% | 4.27% | 100.00% | |
| General Support | 9.37% | 0.41% | 9.78% | 0.00% | 9.78% | 100.00% | |
| Patient & Client Care | 3.47% | 0.83% | 4.30% | 0.00% | 4.30% | 100.00% | |

| Health Service Absence Rate - by Staff Category: Dec 2024 | Certified absence | Self-certified absence | Non Covid-19 absence | Covid-19 absence | Total absence rate | % Non Covid-19 absence | % Covid-19 absence |
|---|-------------------|------------------------|----------------------|------------------|--------------------|------------------------|--------------------|
| National Rehabilitation Hospital | 5.38% | 0.99% | 6.37% | 0.00% | 6.37% | 100.00% | |
| Medical & Dental | 1.15% | 0.85% | 2.00% | 0.00% | 2.00% | 100.00% | |
| Nursing & Midwifery | 4.48% | 1.47% | 5.95% | 0.00% | 5.95% | 100.00% | |
| Health & Social Care Professionals | 4.63% | 0.76% | 5.38% | 0.00% | 5.38% | 100.00% | |
| Management & Administrative | 6.24% | 0.84% | 7.07% | 0.00% | 7.07% | 100.00% | |
| General Support | 5.20% | 0.57% | 5.76% | 0.00% | 5.76% | 100.00% | |
| Patient & Client Care | 8.21% | 0.94% | 9.16% | 0.00% | 9.16% | 100.00% | |

| Health Service Absence Rate - by Staff Category: Dec 2024 | Certified absence | Self-certified absence | Non Covid-19 absence | Covid-19 absence | Total absence rate | % Non Covid-19 absence | % Covid-19 absence |
|---|-------------------|------------------------|----------------------|------------------|--------------------|------------------------|--------------------|
| Royal Victoria Eye and Ear | 4.23% | 0.70% | 4.93% | 0.21% | 5.14% | 95.93% | 4.07% |
| Medical & Dental | 1.55% | 0.54% | 2.08% | 0.00% | 2.08% | 100.00% | |
| Nursing & Midwifery | 7.06% | 1.31% | 8.37% | 0.53% | 8.89% | 94.09% | 5.91% |
| Health & Social Care Professionals | 0.13% | 0.26% | 0.40% | 0.53% | 0.93% | 42.86% | 57.14% |
| Management & Administrative | 3.62% | 0.15% | 3.77% | 0.00% | 3.77% | 100.00% | |
| General Support | 1.80% | 0.35% | 2.15% | 0.00% | 2.15% | 100.00% | |
| Patient & Client Care | 12.55% | 1.15% | 13.70% | 0.00% | 13.70% | 100.00% | |

| Health Service Absence Rate - by Staff Category: Dec 2024 | Certified absence | Self-certified absence | Non Covid-19 absence | Covid-19 absence | Total absence rate | % Non Covid-19 absence | % Covid-19 absence |
|---|-------------------|------------------------|----------------------|------------------|--------------------|------------------------|--------------------|
| South Tipperary General | 6.52% | 1.05% | 7.57% | 0.23% | 7.80% | 97.08% | 2.92% |
| Medical & Dental | 1.97% | 0.59% | 2.56% | 0.00% | 2.56% | 100.00% | |
| Nursing & Midwifery | 5.11% | 1.36% | 6.47% | 0.20% | 6.67% | 96.99% | 3.01% |
| Health & Social Care Professionals | 9.71% | 0.92% | 10.62% | 0.13% | 10.76% | 98.76% | 1.24% |
| Management & Administrative | 10.43% | 0.86% | 11.29% | 0.14% | 11.43% | 98.74% | 1.26% |
| General Support | 6.52% | 1.19% | 7.71% | 0.00% | 7.71% | 100.00% | |
| Patient & Client Care | 12.05% | 0.44% | 12.49% | 1.15% | 13.64% | 91.55% | 8.45% |

| Health Service Absence Rate - by Staff Category: Dec 2024 | Certified absence | Self-certified absence | Non Covid-19 absence | Covid-19 absence | Total absence rate | % Non Covid-19 absence | % Covid-19 absence |
|---|-------------------|------------------------|----------------------|------------------|--------------------|------------------------|--------------------|
| St. Columcille's | 5.02% | 1.18% | 6.20% | 0.24% | 6.44% | 96.21% | 3.79% |
| Medical & Dental | 0.77% | 0.61% | 1.38% | 0.00% | 1.38% | 100.00% | |
| Nursing & Midwifery | 4.31% | 1.83% | 6.13% | 0.62% | 6.75% | 90.85% | 9.15% |
| Health & Social Care Professionals | 8.93% | 0.85% | 9.78% | 0.00% | 9.78% | 100.00% | |
| Management & Administrative | 6.09% | 0.92% | 7.01% | 0.11% | 7.12% | 98.43% | 1.57% |
| General Support | 5.20% | 0.24% | 5.44% | 0.00% | 5.44% | 100.00% | |
| Patient & Client Care | 5.23% | 0.90% | 6.13% | 0.00% | 6.13% | 100.00% | |

| Health Service Absence Rate - by Staff Category: Dec 2024 | Certified absence | Self-certified absence | Non Covid-19 absence | Covid-19 absence | Total absence rate | % Non Covid-19 absence | % Covid-19 absence |
|---|-------------------|------------------------|----------------------|------------------|--------------------|------------------------|--------------------|
| St Luke's General Kilkenny | 6.01% | 0.78% | 6.79% | 0.32% | 7.11% | 95.50% | 4.50% |
| Medical & Dental | 1.88% | 0.12% | 2.00% | 0.00% | 2.00% | 100.00% | |
| Nursing & Midwifery | 6.67% | 1.29% | 7.97% | 0.29% | 8.26% | 96.50% | 3.50% |
| Health & Social Care Professionals | 6.15% | 0.41% | 6.56% | 0.00% | 6.56% | 100.00% | |
| Management & Administrative | 6.69% | 0.54% | 7.23% | 0.00% | 7.23% | 100.00% | |
| General Support | 8.83% | 0.63% | 9.47% | 0.89% | 10.36% | 91.38% | 8.62% |
| Patient & Client Care | 5.46% | 0.69% | 6.15% | 0.67% | 6.82% | 90.12% | 9.88% |

| Health Service Absence Rate - by Staff Category: Dec 2024 | Certified absence | Self-certified absence | Non Covid-19 absence | Covid-19 absence | Total absence rate | % Non Covid-19 absence | % Covid-19 absence |
|---|-------------------|------------------------|----------------------|------------------|--------------------|------------------------|--------------------|
| St. Michael's | 3.03% | 0.60% | 3.63% | 0.38% | 4.01% | 90.48% | 9.52% |
| Medical & Dental | 1.19% | 0.39% | 1.58% | 0.00% | 1.58% | 100.00% | |
| Nursing & Midwifery | 6.29% | 1.02% | 7.31% | 0.89% | 8.20% | 89.14% | 10.86% |
| Health & Social Care Professionals | 0.92% | 0.11% | 1.03% | 0.00% | 1.03% | 100.00% | |
| Management & Administrative | 0.31% | 0.16% | 0.47% | 0.00% | 0.47% | 100.00% | |
| General Support | 0.56% | 0.58% | 1.14% | 0.00% | 1.14% | 100.00% | |
| Patient & Client Care | 0.00% | 0.23% | 0.23% | 0.00% | 0.23% | 100.00% | |

| Health Service Absence Rate - by Staff Category: Dec 2024 | Certified absence | Self-certified absence | Non Covid-19 absence | Covid-19 absence | Total absence rate | % Non Covid-19 absence | % Covid-19 absence |
|---|-------------------|------------------------|----------------------|------------------|--------------------|------------------------|--------------------|
| St. Vincent's University | 3.22% | 0.76% | 3.98% | 0.08% | 4.06% | 98.11% | 1.89% |
| Medical & Dental | 0.57% | 0.21% | 0.78% | 0.04% | 0.82% | 95.15% | 4.85% |
| Nursing & Midwifery | 3.31% | 1.03% | 4.34% | 0.05% | 4.39% | 98.91% | 1.09% |
| Health & Social Care Professionals | 2.50% | 0.58% | 3.08% | 0.05% | 3.13% | 98.41% | 1.59% |
| Management & Administrative | 5.30% | 0.69% | 6.00% | 0.32% | 6.32% | 94.89% | 5.11% |
| General Support | 4.26% | 0.58% | 4.83% | 0.00% | 4.83% | 100.00% | |
| Patient & Client Care | 4.91% | 1.37% | 6.28% | 0.00% | 6.28% | 100.00% | |

| Health Service Absence Rate - by Staff Category: Dec 2024 | Certified absence | Self-certified absence | Non Covid-19 absence | Covid-19 absence | Total absence rate | % Non Covid-19 absence | % Covid-19 absence |
|---|-------------------|------------------------|----------------------|------------------|--------------------|------------------------|--------------------|
| UH Waterford | 5.48% | 0.85% | 6.33% | 0.19% | 6.53% | 97.04% | 2.96% |
| Medical & Dental | 0.59% | 0.36% | 0.95% | 0.00% | 0.95% | 100.00% | |
| Nursing & Midwifery | 4.71% | 1.31% | 6.02% | 0.38% | 6.40% | 94.03% | 5.97% |
| Health & Social Care Professionals | 6.54% | 0.72% | 7.25% | 0.06% | 7.31% | 99.19% | 0.81% |
| Management & Administrative | 5.93% | 0.55% | 6.48% | 0.10% | 6.58% | 98.41% | 1.59% |
| General Support | 13.27% | 0.44% | 13.71% | 0.13% | 13.84% | 99.08% | 0.92% |
| Patient & Client Care | 9.76% | 1.06% | 10.82% | 0.09% | 10.90% | 99.21% | 0.79% |

| Health Service Absence Rate - by Staff Category: Dec 2024 | Certified absence | Self-certified absence | Non Covid-19 absence | Covid-19 absence | Total absence rate | % Non Covid-19 absence | % Covid-19 absence |
|---|-------------------|------------------------|----------------------|------------------|--------------------|------------------------|--------------------|
| Wexford General | 6.91% | 1.16% | 8.07% | 0.39% | 8.46% | 95.42% | 4.58% |
| Medical & Dental | 1.08% | 1.01% | 2.09% | 0.00% | 2.09% | 100.00% | |
| Nursing & Midwifery | 7.03% | 1.43% | 8.45% | 0.21% | 8.67% | 97.54% | 2.46% |
| Health & Social Care Professionals | 6.48% | 0.52% | 7.00% | 0.60% | 7.61% | 92.06% | 7.94% |
| Management & Administrative | 7.15% | 0.89% | 8.04% | 0.34% | 8.38% | 96.00% | 4.00% |
| General Support | 10.49% | 0.89% | 11.38% | 1.07% | 12.46% | 91.37% | 8.63% |
| Patient & Client Care | 8.89% | 1.45% | 10.35% | 0.36% | 10.71% | 96.65% | 3.35% |

| Year / Month | Certified absence | Self-certified absence | Non Covid-19 absence | Covid-19 absence | Total absence rate | Medical & Dental | Nursing & Midwifery | Health & Social Care Professionals | Management & Administrative | General Support | Patient & Client Care |
|--------------|-------------------|------------------------|----------------------|------------------|--------------------|------------------|---------------------|------------------------------------|-----------------------------|-----------------|-----------------------|
| Dec 2024 | 4.83% | 0.84% | 5.66% | 0.18% | 5.85% | 1.35% | 6.23% | 5.22% | 6.39% | 8.74% | 8.14% |
| Nov 2024 | 4.22% | 0.64% | 4.86% | 0.18% | 5.05% | 1.94% | 5.07% | 4.00% | 5.71% | 7.69% | 7.31% |
| Oct 2024 | 3.93% | 0.55% | 4.47% | 0.30% | 4.77% | 1.49% | 4.90% | 4.39% | 5.03% | 7.14% | 7.24% |
| Sep 2024 | 4.04% | 0.56% | 4.60% | 0.42% | 5.02% | 1.22% | 5.45% | 4.67% | 5.55% | 7.39% | 6.50% |
| Aug 2024 | 4.18% | 0.46% | 4.64% | 0.47% | 5.12% | 1.21% | 5.29% | 4.77% | 5.72% | 8.04% | 6.89% |
| Jul 2024 | 4.28% | 0.54% | 4.82% | 0.73% | 5.55% | 1.41% | 5.81% | 5.39% | 5.64% | 8.61% | 7.94% |
| Jun 2024 | 4.39% | 0.58% | 4.97% | 0.61% | 5.58% | 2.12% | 5.83% | 5.10% | 5.29% | 7.98% | 7.96% |
| May 2024 | 4.35% | 0.56% | 4.90% | 0.23% | 5.14% | 1.78% | 5.50% | 4.34% | 5.24% | 7.66% | 6.91% |
| Apr 2024 | 4.42% | 0.59% | 5.01% | 0.16% | 5.17% | 1.69% | 5.52% | 4.26% | 4.93% | 7.99% | 7.44% |
| Mar 2024 | 4.43% | 0.66% | 5.10% | 0.17% | 5.26% | 1.81% | 5.74% | 4.14% | 5.06% | 7.60% | 7.68% |
| Feb 2024 | 4.57% | 0.63% | 5.21% | 0.26% | 5.47% | 1.70% | 5.78% | 4.61% | 6.02% | 7.79% | 7.57% |
| Jan 2024 | 4.54% | 0.68% | 5.22% | 0.61% | 5.83% | 1.43% | 6.55% | 5.36% | 6.02% | 7.99% | 7.64% |
| 2024 | 4.34% | 0.61% | 4.95% | 0.36% | 5.31% | 1.59% | 5.64% | 4.68% | 5.55% | 7.89% | 7.43% |
| Dec 2023 | 4.30% | 0.74% | 5.04% | 0.58% | 5.62% | 0.98% | 6.13% | 5.96% | 5.80% | 7.70% | 7.47% |
| Nov 2023 | 3.85% | 0.61% | 4.45% | 0.39% | 4.84% | 0.97% | 5.47% | 4.56% | 4.92% | 7.33% | 5.65% |
| Oct 2023 | 3.84% | 0.57% | 4.42% | 0.51% | 4.92% | 1.20% | 5.42% | 4.13% | 5.17% | 7.01% | 6.99% |
| Sep 2023 | 3.82% | 0.64% | 4.46% | 0.65% | 5.11% | 1.36% | 6.06% | 4.65% | 4.83% | 6.52% | 6.94% |
| Aug 2023 | 4.20% | 0.55% | 4.75% | 0.69% | 5.44% | 1.32% | 6.60% | 4.24% | 4.71% | 7.22% | 7.90% |
| Jul 2023 | 4.22% | 0.52% | 4.74% | 0.29% | 5.03% | 1.02% | 5.97% | 3.77% | 5.17% | 6.44% | 7.06% |
| Jun 2023 | 4.13% | 0.52% | 4.66% | 0.22% | 4.87% | 1.36% | 5.46% | 3.79% | 4.83% | 6.48% | 7.52% |
| May 2023 | 3.81% | 0.58% | 4.39% | 0.35% | 4.74% | 1.59% | 5.48% | 3.97% | 4.17% | 6.17% | 6.83% |
| Apr 2023 | 3.77% | 0.57% | 4.34% | 0.44% | 4.78% | 1.56% | 5.60% | 3.36% | 4.76% | 6.18% | 6.23% |
| Mar 2023 | 3.65% | 0.56% | 4.21% | 0.50% | 4.72% | 1.72% | 5.42% | 3.70% | 4.82% | 6.28% | 5.70% |
| Feb 2023 | 3.51% | 0.48% | 3.98% | 0.39% | 4.38% | 1.25% | 5.18% | 3.83% | 4.17% | 5.95% | 4.79% |
| Jan 2023 | 4.23% | 0.57% | 4.80% | 0.71% | 5.51% | 1.59% | 6.73% | 3.89% | 5.01% | 7.68% | 6.32% |
| 2023 | 3.94% | 0.58% | 4.52% | 0.48% | 5.00% | 1.33% | 5.80% | 4.16% | 4.86% | 6.75% | 6.64% |
| Dec 2022 | 4.35% | 0.73% | 5.08% | 1.47% | 6.55% | 2.06% | 7.63% | 4.68% | 6.42% | 8.82% | 8.57% |
| Nov 2022 | 3.43% | 0.54% | 3.97% | 0.75% | 4.72% | 1.87% | 5.34% | 3.42% | 4.19% | 7.12% | 6.12% |
| Oct 2022 | 3.46% | 0.46% | 3.91% | 0.78% | 4.70% | 1.71% | 5.21% | 3.58% | 4.18% | 6.62% | 7.09% |
| Sep 2022 | 3.35% | 0.50% | 3.85% | 0.65% | 4.50% | 1.05% | 5.34% | 3.51% | 3.58% | 7.03% | 6.29% |
| Aug 2022 | 3.55% | 0.42% | 3.97% | 0.73% | 4.70% | 1.53% | 5.27% | 3.62% | 3.81% | 7.40% | 6.84% |
| Jul 2022 | 3.74% | 0.40% | 4.14% | 1.61% | 5.75% | 2.00% | 6.28% | 4.77% | 5.80% | 8.08% | 7.50% |
| Jun 2022 | 4.39% | 0.50% | 4.89% | 1.90% | 6.79% | 2.79% | 7.69% | 5.63% | 5.85% | 8.89% | 9.12% |
| May 2022 | 3.73% | 0.58% | 4.31% | 1.38% | 5.69% | 2.13% | 6.55% | 4.99% | 5.09% | 7.44% | 7.42% |
| Apr 2022 | 4.03% | 0.42% | 4.45% | 3.87% | 8.32% | 2.85% | 9.63% | 7.34% | 7.06% | 11.40% | 10.86% |
| Mar 2022 | 3.81% | 0.40% | 4.21% | 7.56% | 11.77% | 4.70% | 14.04% | 13.28% | 10.62% | 13.23% | 11.62% |
| Feb 2022 | 3.58% | 0.48% | 4.06% | 4.55% | 8.61% | 2.62% | 10.40% | 9.40% | 7.56% | 10.20% | 9.69% |
| Jan 2022 | 3.62% | 0.33% | 3.96% | 6.44% | 10.39% | 3.68% | 9.76% | 12.97% | 11.93% | 15.66% | 10.38% |
| 2022 | 3.73% | 0.48% | 4.22% | 2.65% | 6.86% | 2.39% | 7.76% | 6.46% | 6.35% | 9.30% | 8.38% |
| Dec 2021 | 4.08% | 0.41% | 4.49% | 5.50% | 9.99% | 3.42% | 11.47% | 11.85% | 8.65% | 12.27% | 11.17% |
| Nov 2021 | 4.33% | 0.60% | 4.93% | 3.70% | 8.63% | 2.23% | 8.43% | 11.12% | 9.80% | 13.02% | 8.57% |
| Oct 2021 | 4.24% | 0.51% | 4.75% | 2.59% | 7.34% | 3.26% | 7.56% | 8.00% | 7.38% | 10.04% | 8.28% |
| Sep 2021 | 3.96% | 0.47% | 4.43% | 1.25% | 5.68% | 1.90% | 6.26% | 4.67% | 5.36% | 9.00% | 6.98% |
| Aug 2021 | 4.02% | 0.40% | 4.42% | 1.90% | 6.32% | 2.69% | 7.58% | 5.02% | 5.25% | 8.25% | 7.73% |
| Jul 2021 | 3.56% | 0.39% | 3.94% | 1.00% | 4.94% | 0.99% | 5.84% | 4.57% | 4.68% | 6.52% | 6.38% |
| Jun 2021 | 3.42% | 0.40% | 3.82% | 0.47% | 4.29% | 1.25% | 5.14% | 3.25% | 3.36% | 5.93% | 6.42% |
| May 2021 | 3.38% | 0.35% | 3.73% | 0.52% | 4.26% | 1.14% | 5.06% | 3.40% | 3.49% | 6.26% | 5.34% |

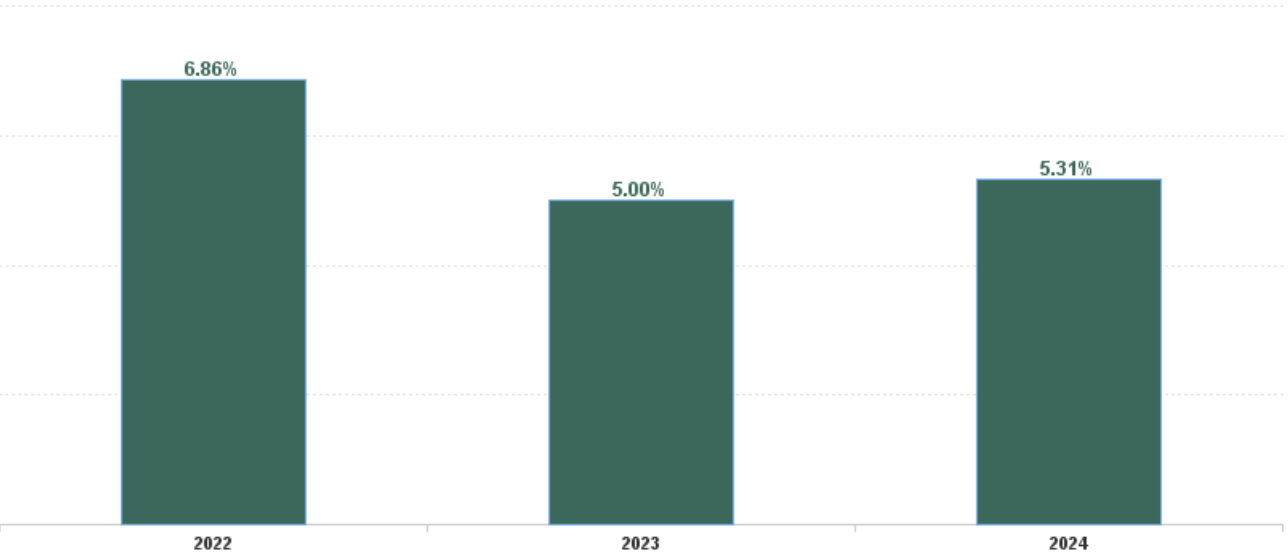
| | | | | | |
|----------|-------|-------|-------|-------|-------|
| Apr 2021 | 3.07% | 0.31% | 3.38% | 0.75% | 4.13% |
| Mar 2021 | 3.12% | 0.33% | 3.45% | 1.01% | 4.46% |
| Feb 2021 | 3.64% | 0.45% | 4.08% | 1.89% | 5.98% |
| Jan 2021 | 3.71% | 0.30% | 4.01% | 5.89% | 9.90% |
| 2021 | 3.72% | 0.41% | 4.13% | 2.22% | 6.35% |

| | | | | | |
|-------|--------|-------|-------|--------|--------|
| 0.95% | 4.94% | 3.29% | 3.47% | 6.07% | 5.49% |
| 1.26% | 5.32% | 3.71% | 3.94% | 5.52% | 7.06% |
| 1.65% | 6.72% | 4.70% | 5.67% | 8.72% | 8.79% |
| 5.81% | 12.00% | 7.43% | 7.31% | 11.64% | 12.34% |
| 2.20% | 7.21% | 6.01% | 5.72% | 8.62% | 7.90% |

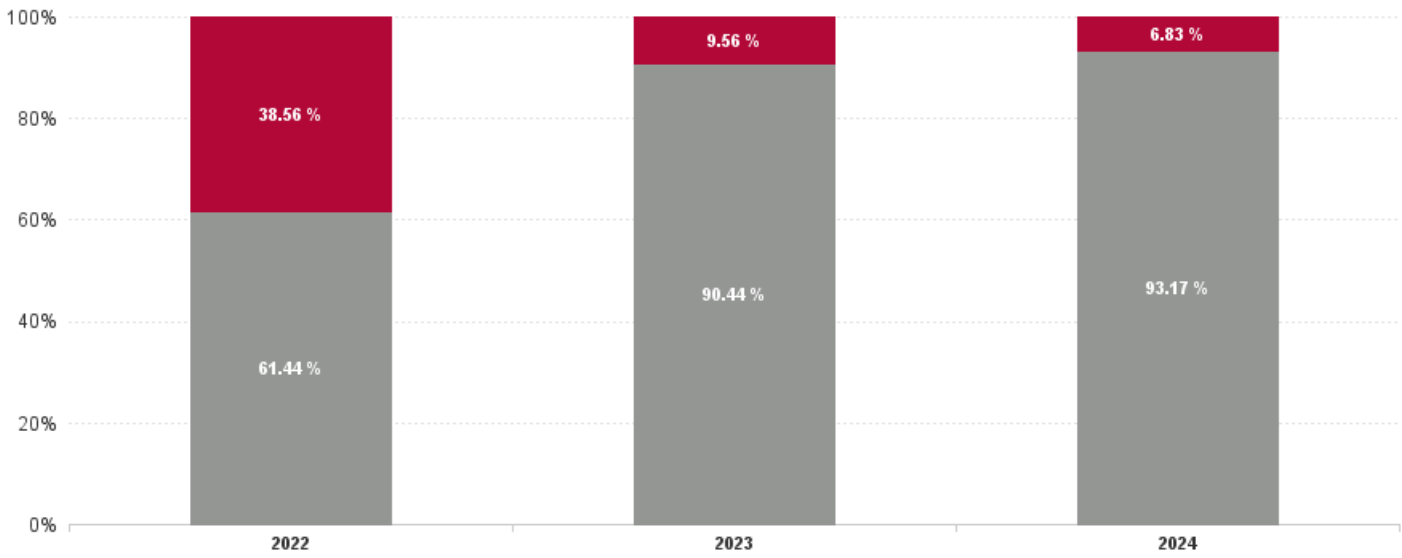
| Year / Month | Certified absence | Self-certified absence | Non Covid-19 absence | Covid-19 absence | Total absence rate | IEHG Bank | IEHG HQ | Lourdes Orthopaedic Kilcreene | National Maternity | National Rehabilitation Hospital | Royal Victoria Eye and Ear | South Tipperary General | St. Columcille's | St Luke's General Kilkenny | St. Michael's | St. Vincent's University | UH Waterford | Wexford General | Ireland East Hospital Group |
|--------------|-------------------|------------------------|----------------------|------------------|--------------------|-----------|---------|-------------------------------|--------------------|----------------------------------|----------------------------|-------------------------|------------------|----------------------------|---------------|--------------------------|--------------|-----------------|-----------------------------|
| Dec 2024 | 4.83% | 0.84% | 5.66% | 0.18% | 5.85% | 3.11% | 2.56% | 4.72% | 5.17% | 6.37% | 5.14% | 7.80% | 6.44% | 7.11% | 4.01% | 4.06% | 6.53% | 8.46% | 5.85% |
| Nov 2024 | 4.22% | 0.64% | 4.86% | 0.18% | 5.05% | 5.32% | 4.39% | 3.09% | 4.37% | 5.62% | 4.12% | 6.33% | 6.74% | 6.39% | 4.72% | 3.54% | 5.36% | 7.00% | 5.05% |
| Oct 2024 | 3.93% | 0.55% | 4.47% | 0.30% | 4.77% | 3.55% | 3.70% | 5.64% | 4.73% | 5.55% | 4.60% | 6.59% | 6.97% | 6.05% | 4.34% | 3.00% | 4.92% | 6.26% | 4.77% |
| Sep 2024 | 4.04% | 0.56% | 4.60% | 0.42% | 5.02% | 2.80% | 1.72% | 5.88% | 4.65% | 5.21% | 5.39% | 6.85% | 6.71% | 6.11% | 5.47% | 3.11% | 5.71% | 6.65% | 5.02% |
| Aug 2024 | 4.18% | 0.46% | 4.64% | 0.47% | 5.12% | 11.50% | 0.05% | 4.69% | 3.93% | 6.61% | 4.70% | 6.54% | 6.68% | 7.00% | 5.04% | 2.92% | 5.86% | 7.43% | 5.12% |
| Jul 2024 | 4.28% | 0.54% | 4.82% | 0.73% | 5.55% | 6.87% | 0.15% | 6.50% | 3.72% | 6.69% | 5.63% | 7.10% | 7.48% | 6.74% | 4.77% | 4.17% | 6.09% | 7.41% | 5.55% |
| Jun 2024 | 4.39% | 0.58% | 4.97% | 0.61% | 5.58% | 6.26% | 1.28% | 7.93% | 4.30% | 6.88% | 5.06% | 6.89% | 6.14% | 7.17% | 6.08% | 3.79% | 6.34% | 6.79% | 5.58% |
| May 2024 | 4.35% | 0.56% | 4.90% | 0.23% | 5.14% | 7.66% | 1.75% | 7.39% | 4.01% | 5.83% | 3.78% | 6.20% | 5.42% | 7.14% | 5.80% | 3.77% | 5.52% | 6.31% | 5.14% |
| Apr 2024 | 4.42% | 0.59% | 5.01% | 0.16% | 5.17% | 3.71% | 5.13% | 8.50% | 4.17% | 6.12% | 4.34% | 5.64% | 5.01% | 7.10% | 4.90% | 4.00% | 5.28% | 6.87% | 5.17% |
| Mar 2024 | 4.43% | 0.66% | 5.10% | 0.17% | 5.26% | | | 10.42% | 4.72% | 5.51% | 3.97% | 5.84% | 6.42% | 5.91% | 5.34% | 4.47% | 5.41% | 6.21% | 5.26% |
| Feb 2024 | 4.57% | 0.63% | 5.21% | 0.26% | 5.47% | | | 9.90% | 5.12% | 5.20% | 4.06% | 6.71% | 7.54% | 6.31% | 5.88% | 3.94% | 5.78% | 6.92% | 5.47% |
| Jan 2024 | 4.54% | 0.68% | 5.22% | 0.61% | 5.83% | | | 10.60% | 3.99% | 7.24% | 3.92% | 7.79% | 8.92% | 8.38% | 6.44% | 3.66% | 5.88% | 7.82% | 5.83% |
| 2024 | 4.34% | 0.61% | 4.95% | 0.36% | 5.31% | 5.74% | 2.32% | 7.22% | 4.39% | 6.06% | 4.56% | 6.69% | 6.71% | 6.79% | 5.22% | 3.69% | 5.71% | 7.01% | 5.31% |
| Dec 2023 | 4.30% | 0.74% | 5.04% | 0.58% | 5.62% | | | 12.06% | 4.25% | 6.30% | 3.64% | 7.22% | 8.69% | 7.19% | 5.43% | 3.84% | 5.49% | 7.99% | 5.62% |
| Nov 2023 | 3.85% | 0.61% | 4.45% | 0.39% | 4.84% | | | 7.71% | 3.94% | 5.66% | 3.51% | 6.88% | 6.64% | 6.43% | 3.74% | 3.20% | 4.90% | 6.84% | 4.84% |
| Oct 2023 | 3.84% | 0.57% | 4.42% | 0.51% | 4.92% | | | 6.06% | 3.93% | 5.61% | 3.91% | 6.85% | 6.26% | 6.71% | 4.84% | 3.21% | 4.80% | 7.23% | 4.92% |
| Sep 2023 | 3.82% | 0.64% | 4.46% | 0.65% | 5.11% | | | 6.87% | 4.39% | 5.98% | 4.18% | 6.61% | 5.88% | 6.44% | 5.52% | 3.45% | 5.24% | 7.29% | 5.11% |
| Aug 2023 | 4.20% | 0.55% | 4.75% | 0.69% | 5.44% | | | 6.34% | 4.17% | 5.72% | 3.77% | 7.43% | 7.11% | 6.75% | 4.29% | 4.18% | 5.52% | 7.50% | 5.44% |
| Jul 2023 | 4.22% | 0.52% | 4.74% | 0.29% | 5.03% | | | 4.60% | 4.34% | 4.98% | 3.64% | 6.62% | 4.53% | 7.00% | 5.02% | 4.14% | 4.33% | 6.96% | 5.03% |
| Jun 2023 | 4.13% | 0.52% | 4.66% | 0.22% | 4.87% | | | 6.18% | 4.50% | 5.23% | 2.27% | 6.62% | 4.59% | 6.59% | 4.95% | 3.96% | 4.40% | 6.45% | 4.87% |
| May 2023 | 3.81% | 0.58% | 4.39% | 0.35% | 4.74% | | | 7.67% | 4.95% | 5.74% | 3.26% | 6.58% | 4.61% | 5.58% | 2.80% | 3.97% | 4.28% | 6.09% | 4.74% |
| Apr 2023 | 3.77% | 0.57% | 4.34% | 0.44% | 4.78% | | | 8.83% | 4.56% | 4.81% | 4.69% | 5.45% | 4.94% | 6.26% | 4.38% | 3.79% | 4.64% | 6.03% | 4.78% |
| Mar 2023 | 3.65% | 0.56% | 4.21% | 0.50% | 4.72% | | | 6.89% | 3.62% | 4.75% | 4.89% | 6.46% | 6.66% | 6.84% | 4.87% | 3.07% | 5.02% | 5.73% | 4.72% |
| Feb 2023 | 3.51% | 0.48% | 3.98% | 0.39% | 4.38% | | | 5.83% | 4.36% | 3.57% | 3.92% | 7.09% | 4.77% | 6.20% | 3.79% | 2.63% | 4.39% | 6.36% | 4.38% |
| Jan 2023 | 4.23% | 0.57% | 4.80% | 0.71% | 5.51% | | | 7.95% | 6.19% | 4.38% | 4.70% | 8.73% | 6.60% | 7.07% | 6.22% | 3.45% | 5.24% | 7.59% | 5.51% |
| 2023 | 3.94% | 0.58% | 4.52% | 0.48% | 5.00% | | | 7.18% | 4.43% | 5.27% | 3.86% | 6.89% | 5.95% | 6.59% | 4.64% | 3.57% | 4.86% | 6.85% | 5.00% |
| Dec 2022 | 4.35% | 0.73% | 5.08% | 1.47% | 6.55% | | | 9.92% | 5.99% | 6.08% | 4.45% | 10.94% | 6.51% | 8.40% | 6.75% | 3.81% | 7.62% | 8.75% | 6.55% |
| Nov 2022 | 3.43% | 0.54% | 3.97% | 0.75% | 4.72% | | | 4.92% | 3.89% | 5.07% | 4.06% | 6.69% | 7.06% | 6.18% | 5.71% | 2.30% | 5.40% | 7.12% | 4.72% |
| Oct 2022 | 3.46% | 0.46% | 3.91% | 0.78% | 4.70% | | | 5.88% | 4.65% | 4.37% | 3.23% | 6.18% | 5.92% | 5.82% | 6.28% | 2.57% | 5.19% | 7.40% | 4.70% |
| Sep 2022 | 3.35% | 0.50% | 3.85% | 0.65% | 4.50% | | | 3.78% | 3.66% | 4.18% | 3.19% | 6.96% | 5.85% | 6.41% | 4.16% | 2.46% | 5.23% | 6.35% | 4.50% |
| Aug 2022 | 3.55% | 0.42% | 3.97% | 0.73% | 4.70% | | | 2.74% | 3.41% | 4.87% | 2.79% | 6.30% | 6.05% | 7.00% | 4.01% | 3.14% | 5.25% | 6.77% | 4.70% |
| Jul 2022 | 3.74% | 0.40% | 4.14% | 1.61% | 5.75% | | | 6.16% | 4.94% | 6.14% | 4.38% | 8.26% | 7.09% | 8.22% | 4.01% | 2.76% | 7.56% | 8.38% | 5.75% |
| Jun 2022 | 4.39% | 0.50% | 4.89% | 1.90% | 6.79% | | | 4.52% | 4.05% | 6.71% | 5.48% | 7.82% | 7.15% | 7.27% | 3.53% | | 7.12% | 8.85% | 6.79% |
| May 2022 | 3.73% | 0.58% | 4.31% | 1.38% | 5.69% | | | 4.75% | 4.50% | 5.05% | 4.39% | 7.38% | 5.44% | 7.34% | 2.96% | 5.27% | 6.01% | 6.25% | 5.69% |
| Apr 2022 | 4.03% | 0.42% | 4.45% | 3.87% | 8.32% | | | 9.05% | 5.15% | 11.81% | 4.41% | 9.57% | 6.40% | 9.70% | 4.98% | 9.10% | 8.10% | 7.54% | 8.32% |
| Mar 2022 | 3.81% | 0.40% | 4.21% | 7.56% | 11.77% | | | 10.59% | 6.17% | 10.42% | 7.89% | 12.46% | 9.99% | 10.56% | 6.55% | 15.88% | 10.17% | 10.43% | 11.77% |
| Feb 2022 | 3.58% | 0.48% | 4.06% | 4.55% | 8.61% | | | 9.05% | 4.78% | 5.00% | 6.92% | 9.32% | 7.77% | 9.03% | 5.93% | 11.04% | 7.73% | 7.83% | 8.61% |
| Jan 2022 | 3.62% | 0.33% | 3.96% | 6.44% | 10.39% | | | 11.55% | 6.14% | 9.65% | 7.20% | 11.98% | 9.59% | 12.64% | 8.86% | 11.18% | 9.26% | 11.60% | 10.39% |
| 2022 | 3.73% | 0.48% | 4.22% | 2.65% | 6.86% | | | 6.86% | 4.75% | 6.47% | 4.80% | 8.65% | 7.07% | 8.21% | 5.28% | 6.38% | 7.02% | 8.10% | 6.86% |
| Dec 2021 | 4.08% | 0.41% | 4.49% | 5.50% | 9.99% | | | 11.14% | 5.88% | 6.78% | 7.06% | 9.93% | 9.37% | 10.70% | 4.43% | 13.26% | 7.52% | 10.84% | 9.99% |
| Nov 2021 | 4.33% | 0.60% | 4.93% | 3.70% | 8.63% | | | 9.23% | 5.66% | 6.06% | 6.18% | 9.95% | 8.25% | 9.15% | 4.09% | 10.42% | 7.35% | 9.90% | 8.63% |
| Oct 2021 | 4.24% | 0.51% | 4.75% | 2.59% | 7.34% | | | 4.73% | 5.12% | 5.13% | 5.33% | 8.79% | 6.49% | 7.83% | 5.61% | 8.44% | 6.33% | 8.59% | 7.34% |
| Sep 2021 | 3.96% | 0.47% | 4.43% | 1.25% | 5.68% | | | 5.51% | 3.50% | 4.00% | 4.41% | 7.97% | 7.15% | 7.46% | 5.13% | 5.06% | 5.09% | 7.54% | 5.68% |
| Aug 2021 | 4.02% | 0.40% | 4.42% | 1.90% | 6.32% | | | 7.58% | 3.48% | 4.85% | 3.87% | 8.22% | 6.19% | 7.14% | 5.44% | 6.98% | 5.24% | 7.92% | 6.32% |
| Jul 2021 | 3.56% | 0.39% | 3.94% | 1.00% | 4.94% | | | 5.48% | 2.68% | 3.72% | 2.94% | 6.09% | 5.65% | 6.80% | 4.05% | 4.27% | 5.60% | 6.29% | 4.94% |
| Jun 2021 | 3.42% | 0.40% | 3.82% | 0.47% | 4.29% | | | 2.73% | 2.69% | 2.68% | 2.26% | 4.85% | 6.08% | 6.93% | 6.25% | 3.03% | 4.89% | 5.48% | 4.29% |
| May 2021 | 3.38% | 0.35% | 3.73% | 0.52% | 4.26% | | | 2.37% | 3.22% | 3.16% | 2.96% | 4.27% | 5.41% | 6.05% | 5.17% | 3.36% | 4.51% | 6.00% | 4.26% |
| Apr 2021 | 3.07% | 0.31% | 3.38% | 0.75% | 4.13% | | | 3.46% | 2.65% | 3.57% | | 4.83% | 4.82% | 5.37% | 4.60% | 3.51% | 4.36% | 4.97% | 4.13% |

| | | | | | | | | | | | | | | | | | | | |
|----------|-------|-------|-------|-------|-------|--|--|-------|-------|-------|-------|--------|--------|--------|-------|--------|--------|--------|-------|
| Mar 2021 | 3.12% | 0.33% | 3.45% | 1.01% | 4.46% | | | 4.95% | 2.36% | 2.91% | 2.53% | 5.64% | 6.72% | 6.62% | 3.64% | 3.86% | 4.68% | 5.26% | 4.46% |
| Feb 2021 | 3.64% | 0.45% | 4.08% | 1.89% | 5.98% | | | 5.38% | 2.32% | 5.00% | 3.47% | 7.31% | 9.56% | 7.81% | 5.06% | 5.36% | 6.49% | 7.03% | 5.98% |
| Jan 2021 | 3.71% | 0.30% | 4.01% | 5.89% | 9.90% | | | 4.79% | 5.62% | 5.44% | 5.54% | 10.18% | 12.70% | 12.42% | 9.17% | 10.21% | 10.75% | 10.63% | 9.90% |
| 2021 | 3.72% | 0.41% | 4.13% | 2.22% | 6.35% | | | 5.52% | 3.75% | 4.52% | 4.19% | 7.33% | 7.37% | 7.88% | 5.18% | 6.52% | 6.08% | 7.57% | 6.35% |

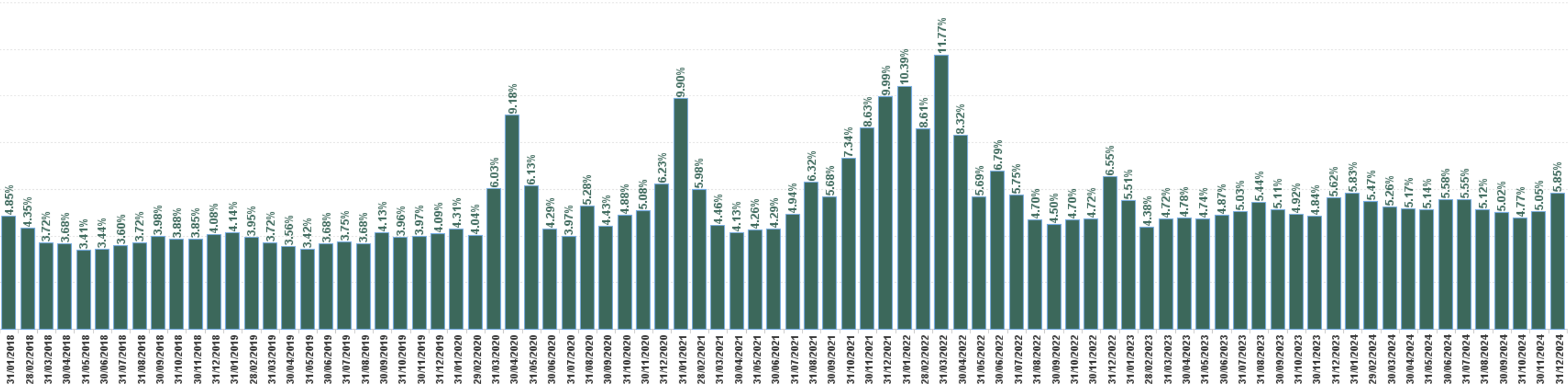
Total Absence Rate



% of Absence Non Covid-19 / Covid-19



Total Absence Rate



| Year / Month | Certified absence | Self-certified absence | Non Covid-19 absence | Covid-19 absence | Total absence rate | Health Service Executive | Section 38 Hospitals | Ireland East Hospital Group |
|--------------|-------------------|------------------------|----------------------|------------------|--------------------|--------------------------|----------------------|-----------------------------|
| Dec 2024 | 4.83% | 0.84% | 5.66% | 0.18% | 5.85% | 7.12% | 4.53% | 5.85% |
| Nov 2024 | 4.22% | 0.64% | 4.86% | 0.18% | 5.05% | 6.06% | 4.01% | 5.05% |
| Oct 2024 | 3.93% | 0.55% | 4.47% | 0.30% | 4.77% | 5.77% | 3.70% | 4.77% |
| Sep 2024 | 4.04% | 0.56% | 4.60% | 0.42% | 5.02% | 6.16% | 3.82% | 5.02% |
| Aug 2024 | 4.18% | 0.46% | 4.64% | 0.47% | 5.12% | 6.48% | 3.73% | 5.12% |
| Jul 2024 | 4.28% | 0.54% | 4.82% | 0.73% | 5.55% | 6.65% | 4.45% | 5.55% |
| Jun 2024 | 4.39% | 0.58% | 4.97% | 0.61% | 5.58% | 6.62% | 4.48% | 5.58% |
| May 2024 | 4.35% | 0.56% | 4.90% | 0.23% | 5.14% | 6.07% | 4.18% | 5.14% |
| Apr 2024 | 4.42% | 0.59% | 5.01% | 0.16% | 5.17% | 5.97% | 4.32% | 5.17% |
| Mar 2024 | 4.43% | 0.66% | 5.10% | 0.17% | 5.26% | 5.84% | 4.65% | 5.26% |
| Feb 2024 | 4.57% | 0.63% | 5.21% | 0.26% | 5.47% | 6.40% | 4.43% | 5.47% |
| Jan 2024 | 4.54% | 0.68% | 5.22% | 0.61% | 5.83% | 7.29% | 4.25% | 5.83% |
| 2024 | 4.34% | 0.61% | 4.95% | 0.36% | 5.31% | 6.37% | 4.21% | 5.31% |
| Dec 2023 | 4.30% | 0.74% | 5.04% | 0.58% | 5.62% | 6.84% | 4.29% | 5.62% |
| Nov 2023 | 3.85% | 0.61% | 4.45% | 0.39% | 4.84% | 6.01% | 3.60% | 4.84% |
| Oct 2023 | 3.84% | 0.57% | 4.42% | 0.51% | 4.92% | 6.06% | 3.75% | 4.92% |
| Sep 2023 | 3.82% | 0.64% | 4.46% | 0.65% | 5.11% | 6.12% | 4.02% | 5.11% |
| Aug 2023 | 4.20% | 0.55% | 4.75% | 0.69% | 5.44% | 6.54% | 4.36% | 5.44% |
| Jul 2023 | 4.22% | 0.52% | 4.74% | 0.29% | 5.03% | 5.71% | 4.29% | 5.03% |
| Jun 2023 | 4.13% | 0.52% | 4.66% | 0.22% | 4.87% | 5.59% | 4.14% | 4.87% |
| May 2023 | 3.81% | 0.58% | 4.39% | 0.35% | 4.74% | 5.29% | 4.16% | 4.74% |
| Apr 2023 | 3.77% | 0.57% | 4.34% | 0.44% | 4.78% | 5.41% | 4.13% | 4.78% |
| Mar 2023 | 3.65% | 0.56% | 4.21% | 0.50% | 4.72% | 5.89% | 3.55% | 4.72% |
| Feb 2023 | 3.51% | 0.48% | 3.98% | 0.39% | 4.38% | 5.59% | 3.14% | 4.38% |
| Jan 2023 | 4.23% | 0.57% | 4.80% | 0.71% | 5.51% | 6.73% | 4.24% | 5.51% |
| 2023 | 3.94% | 0.58% | 4.52% | 0.48% | 5.00% | 5.99% | 3.97% | 5.00% |
| Dec 2022 | 4.35% | 0.73% | 5.08% | 1.47% | 6.55% | 8.48% | 4.63% | 6.55% |
| Nov 2022 | 3.43% | 0.54% | 3.97% | 0.75% | 4.72% | 6.19% | 3.17% | 4.72% |
| Oct 2022 | 3.46% | 0.46% | 3.91% | 0.78% | 4.70% | 5.94% | 3.42% | 4.70% |
| Sep 2022 | 3.35% | 0.50% | 3.85% | 0.65% | 4.50% | 5.98% | 3.02% | 4.50% |

| | | | | | | | | |
|----------|-------|-------|-------|-------|--------|--------|--------|--------|
| Aug 2022 | 3.55% | 0.42% | 3.97% | 0.73% | 4.70% | 6.08% | 3.38% | 4.70% |
| Jul 2022 | 3.74% | 0.40% | 4.14% | 1.61% | 5.75% | 7.91% | 3.66% | 5.75% |
| Jun 2022 | 4.39% | 0.50% | 4.89% | 1.90% | 6.79% | 7.55% | 4.77% | 6.79% |
| May 2022 | 3.73% | 0.58% | 4.31% | 1.38% | 5.69% | 6.49% | 4.91% | 5.69% |
| Apr 2022 | 4.03% | 0.42% | 4.45% | 3.87% | 8.32% | 8.44% | 8.19% | 8.32% |
| Mar 2022 | 3.81% | 0.40% | 4.21% | 7.56% | 11.77% | 10.67% | 12.85% | 11.77% |
| Feb 2022 | 3.58% | 0.48% | 4.06% | 4.55% | 8.61% | 8.29% | 8.93% | 8.61% |
| Jan 2022 | 3.62% | 0.33% | 3.96% | 6.44% | 10.39% | 10.88% | 9.90% | 10.39% |
| 2022 | 3.73% | 0.48% | 4.22% | 2.65% | 6.86% | 7.73% | 5.95% | 6.86% |
| Dec 2021 | 4.08% | 0.41% | 4.49% | 5.50% | 9.99% | 9.36% | 10.59% | 9.99% |
| Nov 2021 | 4.33% | 0.60% | 4.93% | 3.70% | 8.63% | 8.70% | 8.57% | 8.63% |
| Oct 2021 | 4.24% | 0.51% | 4.75% | 2.59% | 7.34% | 7.45% | 7.23% | 7.34% |
| Sep 2021 | 3.96% | 0.47% | 4.43% | 1.25% | 5.68% | 6.66% | 4.69% | 5.68% |
| Aug 2021 | 4.02% | 0.40% | 4.42% | 1.90% | 6.32% | 6.72% | 5.96% | 6.32% |
| Jul 2021 | 3.56% | 0.39% | 3.94% | 1.00% | 4.94% | 6.05% | 3.88% | 4.94% |
| Jun 2021 | 3.42% | 0.40% | 3.82% | 0.47% | 4.29% | 5.46% | 3.14% | 4.29% |
| May 2021 | 3.38% | 0.35% | 3.73% | 0.52% | 4.26% | 5.09% | 3.42% | 4.26% |
| Apr 2021 | 3.07% | 0.31% | 3.38% | 0.75% | 4.13% | 4.77% | 3.46% | 4.13% |

Total Absence Rate

