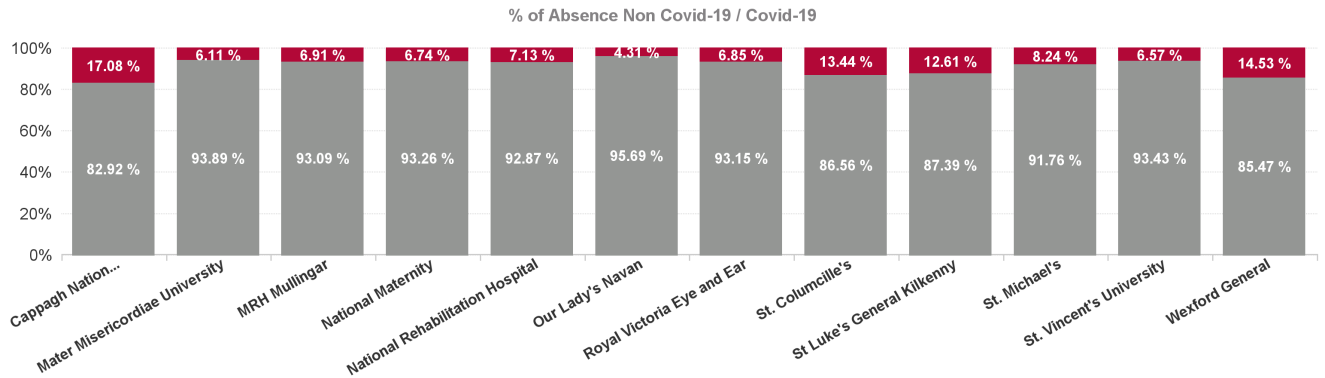
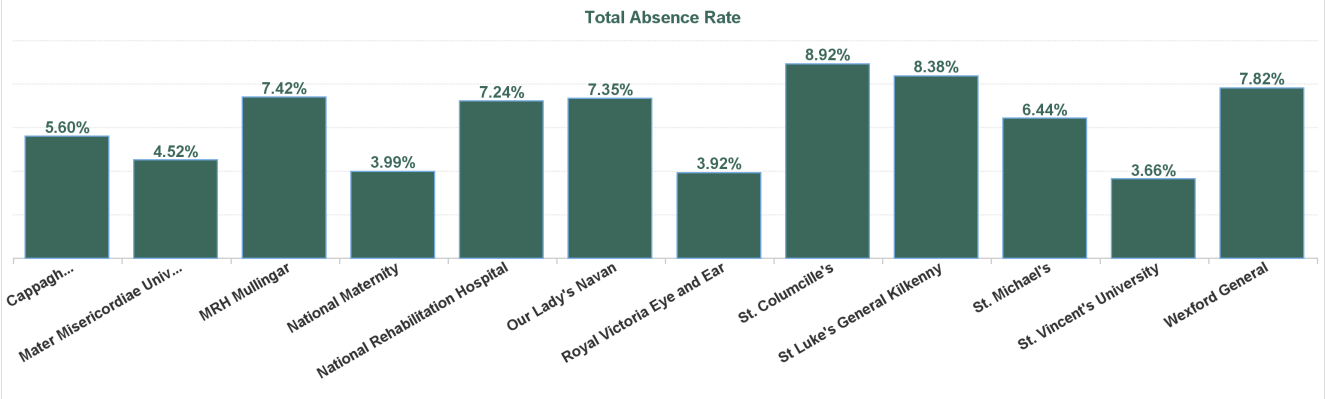


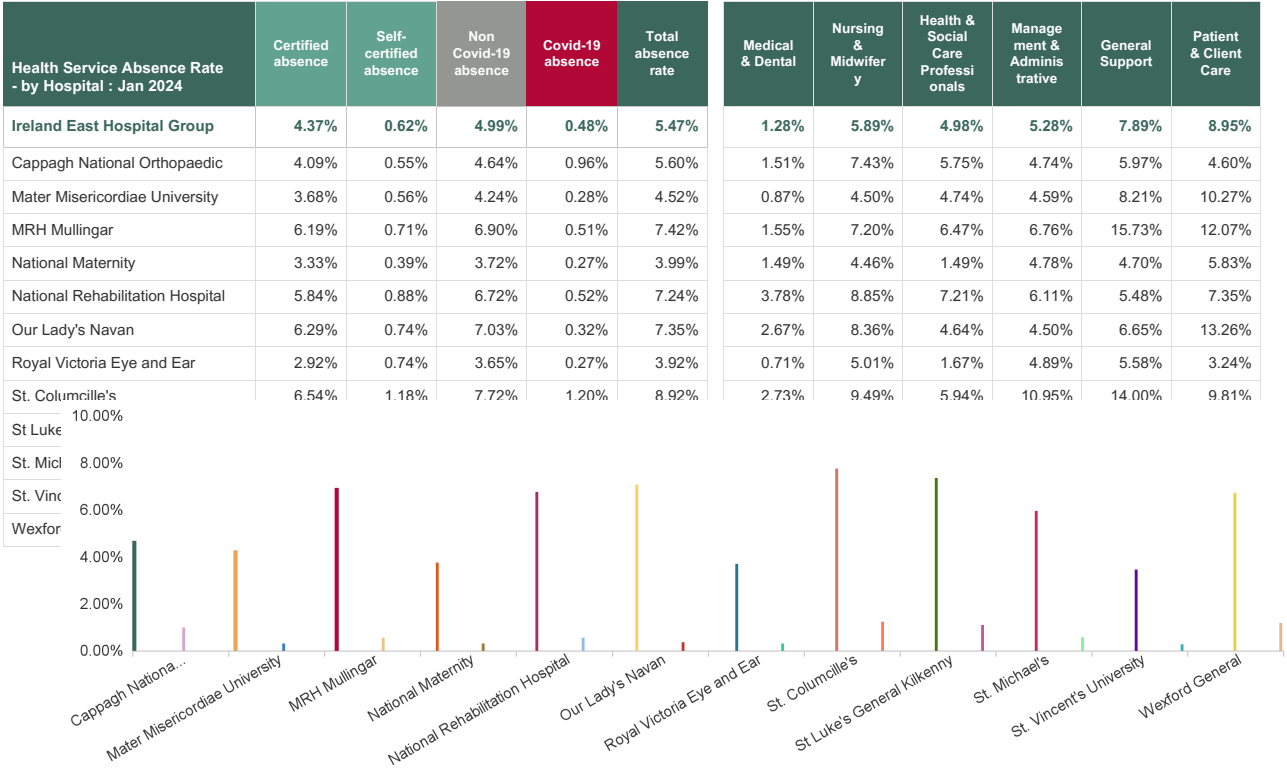
January 2024

Health Service Absence Rate - by Staff Category: Jan 2024	Certified absence	Self-certified absence	Non Covid-19 absence	Covid-19 absence	Total absence rate	% Non Covid-19 absence	% Covid-19 absence
Ireland East Hospital Group	4.37%	0.62%	4.99%	0.48%	5.47%	91.16%	8.84%
Medical & Dental	0.91%	0.24%	1.15%	0.14%	1.28%	89.16%	10.84%
Nursing & Midwifery	4.61%	0.79%	5.40%	0.49%	5.89%	91.70%	8.30%
Health & Social Care Professionals	4.06%	0.51%	4.57%	0.42%	4.98%	91.66%	8.34%
Management & Administrative	4.34%	0.50%	4.84%	0.44%	5.28%	91.75%	8.25%
General Support	6.46%	0.56%	7.02%	0.87%	7.89%	88.95%	11.05%
Patient & Client Care	7.23%	0.95%	8.18%	0.76%	8.95%	91.46%	8.54%

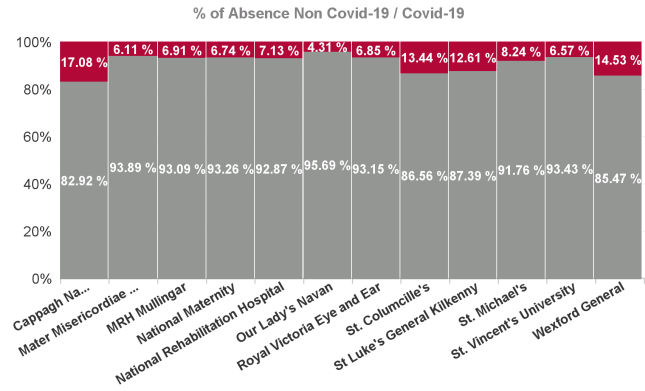
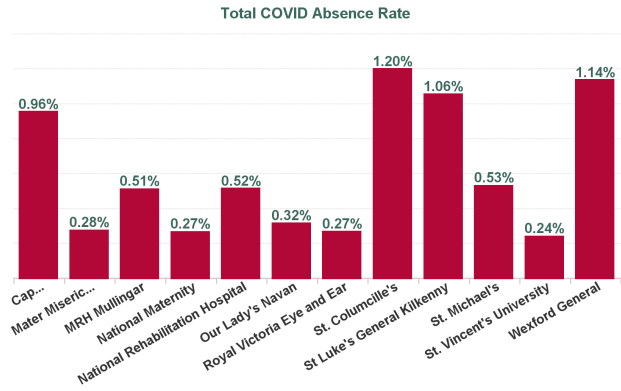
Health Service Absence Rate - by Care Group: Jan 2024	Certified absence	Self-certified absence	Non Covid-19 absence	Covid-19 absence	Total absence rate	% Non Covid-19 absence	% Covid-19 absence
Ireland East Hospital Group	4.37%	0.62%	4.99%	0.48%	5.47%	91.16%	8.84%
Cappagh National Orthopaedic	4.09%	0.55%	4.64%	0.96%	5.60%	82.92%	17.08%
Mater Misericordiae University	3.68%	0.56%	4.24%	0.28%	4.52%	93.89%	6.11%
MRH Mullingar	6.19%	0.71%	6.90%	0.51%	7.42%	93.09%	6.91%
National Maternity	3.33%	0.39%	3.72%	0.27%	3.99%	93.26%	6.74%
National Rehabilitation Hospital	5.84%	0.88%	6.72%	0.52%	7.24%	92.87%	7.13%
Our Lady's Navan	6.29%	0.74%	7.03%	0.32%	7.35%	95.69%	4.31%
Royal Victoria Eye and Ear	2.92%	0.74%	3.65%	0.27%	3.92%	93.15%	6.85%
St. Columille's	6.54%	1.18%	7.72%	1.20%	8.92%	86.56%	13.44%
St Luke's General Kilkenny	6.61%	0.71%	7.32%	1.06%	8.38%	87.39%	12.61%
St. Michael's	5.26%	0.65%	5.91%	0.53%	6.44%	91.76%	8.24%
St. Vincent's University	2.91%	0.51%	3.42%	0.24%	3.66%	93.43%	6.57%
Wexford General	5.93%	0.76%	6.69%	1.14%	7.82%	85.47%	14.53%



January 2024

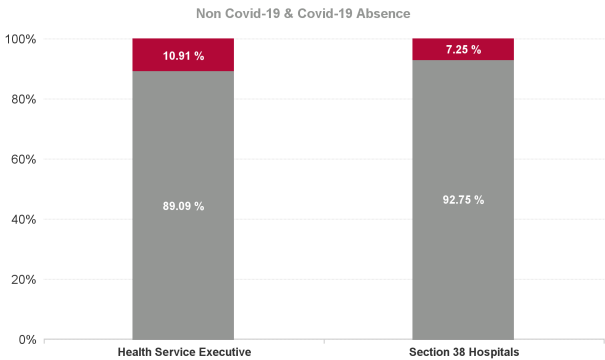
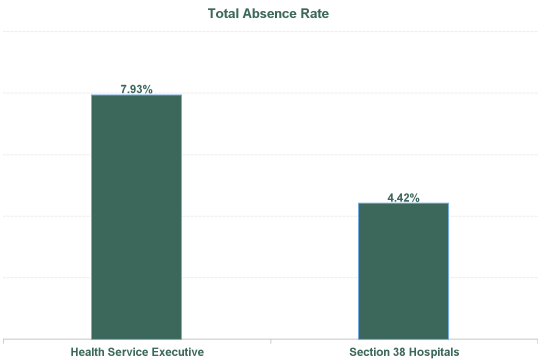


Health Service Absence Rate - by Staff Category & Hospital: Jan 2024	Non Covid-19 absence	Covid-19 absence	Total absence rate	Medical & Dental	Nursing & Midwifery	Health & Social Care Professionals	Management & Administrative	General Support	Patient & Client Care
Ireland East Hospital Group	4.99%	0.48%	0.48%	0.14%	0.49%	0.42%	0.44%	0.87%	0.76%
Cappagh National Orthopaedic	4.64%	0.96%	5.60%	0.68%	1.13%	0.54%	0.89%	1.11%	1.22%
Mater Misericordiae University	4.24%	0.28%	4.52%	0.06%	0.30%	0.19%	0.22%	0.30%	1.15%
MRH Mullingar	6.90%	0.51%	7.42%	0.44%	0.42%	0.50%	0.83%	0.39%	0.56%
National Maternity	3.72%	0.27%	3.99%	0.00%	0.41%	0.00%	0.32%	0.21%	0.29%
National Rehabilitation Hospital	6.72%	0.52%	7.24%	0.00%	0.73%	0.33%	0.17%	0.75%	0.68%
Our Lady's Navan	7.03%	0.32%	7.35%	0.00%	0.37%	0.17%	0.66%	0.62%	0.20%
Royal Victoria Eye and Ear	3.65%	0.27%	3.92%	0.07%	0.43%	0.00%	0.39%	0.00%	0.00%
St. Columcille's	7.72%	1.20%	8.92%	0.83%	1.23%	1.52%	0.63%	1.95%	1.33%
St Luke's General Kilkenny	7.32%	1.06%	8.38%	0.00%	1.00%	1.38%	0.93%	2.13%	1.26%
St. Michael's	5.91%	0.53%	6.44%	0.00%	1.01%	0.37%	0.00%	0.50%	0.00%
St. Vincent's University	3.42%	0.24%	3.66%	0.00%	0.19%	0.30%	0.36%	0.55%	0.28%
Wexford General	6.69%	1.14%	7.82%	0.74%	1.00%	1.13%	0.70%	1.89%	1.39%



January 2024

Health Service Absence Rate - by Admin - Jan 2024	Certified absence	Self- certified absence	Non Covid-19 absence	Covid-19 absence	Total absence rate	Medical & Dental	Nursing & Midwifery	Health & Social Care Professionals	Management & Administrative	General Support	Patient & Client Care
Ireland East Hospital Group	4.37%	0.62%	4.99%	0.48%	5.47%	1.28%	5.89%	4.98%	5.28%	7.89%	8.95%
MRH Mullingar	6.19%	0.71%	6.90%	0.51%	7.42%	1.55%	7.20%	6.47%	6.76%	15.73%	12.07%
Our Lady's Navan	6.29%	0.74%	7.03%	0.32%	7.35%	2.67%	8.36%	4.64%	4.50%	6.65%	13.26%
St. Columcille's	6.54%	1.18%	7.72%	1.20%	8.92%	2.73%	9.49%	5.94%	10.95%	14.00%	9.81%
St Luke's General Kilkenny	6.61%	0.71%	7.32%	1.06%	8.38%	1.79%	10.03%	10.20%	7.24%	10.89%	8.77%
Wexford General	5.93%	0.76%	6.69%	1.14%	7.82%	2.44%	7.51%	5.61%	6.71%	12.76%	10.63%
Health Service Executive	6.29%	0.77%	7.07%	0.87%	7.93%	2.05%	8.47%	6.89%	7.06%	11.93%	10.95%
Cappagh National Orthopaedic	4.09%	0.55%	4.64%	0.96%	5.60%	1.51%	7.43%	5.75%	4.74%	5.97%	4.60%
Mater Misericordiae University	3.68%	0.56%	4.24%	0.28%	4.52%	0.87%	4.50%	4.74%	4.59%	8.21%	10.27%
National Maternity	3.33%	0.39%	3.72%	0.27%	3.99%	1.49%	4.46%	1.49%	4.78%	4.70%	5.83%
National Rehabilitation Hospital	5.84%	0.88%	6.72%	0.52%	7.24%	3.78%	8.85%	7.21%	6.11%	5.48%	7.35%
Royal Victoria Eye and Ear	2.92%	0.74%	3.65%	0.27%	3.92%	0.71%	5.01%	1.67%	4.89%	5.58%	3.24%
St. Michael's	5.26%	0.65%	5.91%	0.53%	6.44%	2.84%	9.69%	3.11%	5.29%	6.10%	0.60%
St. Vincent's University	2.91%	0.51%	3.42%	0.24%	3.66%	0.75%	4.02%	3.49%	4.33%	4.93%	5.85%
Section 38 Hospitals	3.55%	0.55%	4.10%	0.32%	4.42%	0.97%	4.87%	4.36%	4.65%	5.99%	7.03%



Health Service Absence Rate - by Staff Category: Jan 2024	Certified absence	Self-certified absence	Non Covid-19 absence	Covid-19 absence	Total absence rate	% Non Covid-19 absence	% Covid-19 absence
<b>Cappagh National Orthopaedic</b>	<b>4.09%</b>	<b>0.55%</b>	<b>4.64%</b>	<b>0.96%</b>	<b>5.60%</b>	<b>82.92%</b>	<b>17.08%</b>
Medical & Dental	0.68%	0.15%	0.83%	0.68%	1.51%	55.00%	45.00%
Nursing & Midwifery	5.59%	0.71%	6.30%	1.13%	7.43%	84.83%	15.17%
Health & Social Care Professionals	4.99%	0.21%	5.20%	0.54%	5.75%	90.53%	9.47%
Management & Administrative	3.23%	0.62%	3.85%	0.89%	4.74%	81.15%	18.85%
General Support	4.44%	0.42%	4.86%	1.11%	5.97%	81.40%	18.60%
Patient & Client Care	2.17%	1.21%	3.38%	1.22%	4.60%	73.43%	26.57%

Health Service Absence Rate - by Staff Category: Jan 2024	Certified absence	Self-certified absence	Non Covid-19 absence	Covid-19 absence	Total absence rate	% Non Covid-19 absence	% Covid-19 absence
<b>Mater Misericordiae University</b>	<b>3.68%</b>	<b>0.56%</b>	<b>4.24%</b>	<b>0.28%</b>	<b>4.52%</b>	<b>93.89%</b>	<b>6.11%</b>
Medical & Dental	0.68%	0.13%	0.82%	0.06%	0.87%	93.33%	6.67%
Nursing & Midwifery	3.44%	0.76%	4.21%	0.30%	4.50%	93.41%	6.59%
Health & Social Care Professionals	4.03%	0.51%	4.54%	0.19%	4.74%	95.90%	4.10%
Management & Administrative	3.96%	0.41%	4.37%	0.22%	4.59%	95.18%	4.82%
General Support	7.40%	0.51%	7.91%	0.30%	8.21%	96.34%	3.66%
Patient & Client Care	8.11%	1.01%	9.12%	1.15%	10.27%	88.79%	11.21%

Health Service Absence Rate - by Staff Category: Jan 2024	Certified absence	Self-certified absence	Non Covid-19 absence	Covid-19 absence	Total absence rate	% Non Covid-19 absence	% Covid-19 absence
MRH Mullingar	6.19%	0.71%	6.90%	0.51%	7.42%	93.09%	6.91%
Medical & Dental	0.89%	0.22%	1.11%	0.44%	1.55%	71.65%	28.35%
Nursing & Midwifery	5.75%	1.03%	6.78%	0.42%	7.20%	94.23%	5.77%
Health & Social Care Professionals	5.15%	0.82%	5.97%	0.50%	6.47%	92.30%	7.70%
Management & Administrative	5.19%	0.74%	5.94%	0.83%	6.76%	87.77%	12.23%
General Support	15.16%	0.18%	15.33%	0.39%	15.73%	97.51%	2.49%
Patient & Client Care	10.89%	0.62%	11.51%	0.56%	12.07%	95.37%	4.63%
Health Service Absence Rate - by Staff Category: Jan 2024	Certified absence	Self-certified absence	Non Covid-19 absence	Covid-19 absence	Total absence rate	% Non Covid-19 absence	% Covid-19 absence
National Maternity	3.33%	0.39%	3.72%	0.27%	3.99%	93.26%	6.74%
Medical & Dental	1.45%	0.04%	1.49%	0.00%	1.49%	100.00%	0.00%
Nursing & Midwifery	3.52%	0.54%	4.06%	0.41%	4.46%	90.90%	9.10%
Health & Social Care Professionals	1.49%	0.00%	1.49%	0.00%	1.49%	100.00%	0.00%
Management & Administrative	4.19%	0.27%	4.46%	0.32%	4.78%	93.25%	6.75%
General Support	4.22%	0.27%	4.49%	0.21%	4.70%	95.53%	4.47%

Patient & Client Care	4.26%	1.28%	5.55%	0.29%	5.83%	95.06%	4.94%

Health Service Absence Rate - by Staff Category: Jan 2024	Certified absence	Self-certified absence	Non Covid-19 absence	Covid-19 absence	Total absence rate	% Non Covid-19 absence	% Covid-19 absence
<b>National Rehabilitation Hospital</b>	<b>5.84%</b>	<b>0.88%</b>	<b>6.72%</b>	<b>0.52%</b>	<b>7.24%</b>	<b>92.87%</b>	<b>7.13%</b>
Medical & Dental	2.84%	0.93%	3.78%	0.00%	3.78%	100.00%	0.00%
Nursing & Midwifery	7.07%	1.05%	8.12%	0.73%	8.85%	91.70%	8.30%
Health & Social Care Professionals	6.22%	0.66%	6.88%	0.33%	7.21%	95.43%	4.57%
Management & Administrative	5.42%	0.52%	5.94%	0.17%	6.11%	97.24%	2.76%
General Support	3.51%	1.22%	4.73%	0.75%	5.48%	86.32%	13.68%
Patient & Client Care	5.66%	1.01%	6.67%	0.68%	7.35%	90.74%	9.26%

Health Service Absence Rate - by Staff Category: Jan 2024	Certified absence	Self-certified absence	Non Covid-19 absence	Covid-19 absence	Total absence rate	% Non Covid-19 absence	% Covid-19 absence
<b>Our Lady's Navan</b>	<b>6.29%</b>	<b>0.74%</b>	<b>7.03%</b>	<b>0.32%</b>	<b>7.35%</b>	<b>95.69%</b>	<b>4.31%</b>
Medical & Dental	2.11%	0.56%	2.67%	0.00%	2.67%	100.00%	0.00%
Nursing & Midwifery	6.95%	1.04%	7.99%	0.37%	8.36%	95.56%	4.44%
Health & Social Care Professionals	3.74%	0.73%	4.47%	0.17%	4.64%	96.26%	3.74%
Management & Administrative	3.36%	0.48%	3.84%	0.66%	4.50%	85.39%	14.61%

General Support	5.93%	0.11%	6.03%	0.62%	6.65%	90.72%	9.28%
Patient & Client Care	12.32%	0.74%	13.06%	0.20%	13.26%	98.49%	1.51%

Health Service Absence Rate - by Staff Category: Jan 2024	Certified absence	Self-certified absence	Non Covid-19 absence	Covid-19 absence	Total absence rate	% Non Covid-19 absence	% Covid-19 absence
Royal Victoria Eye and Ear	2.92%	0.74%	3.65%	0.27%	3.92%	93.15%	6.85%
Medical & Dental	0.54%	0.10%	0.64%	0.07%	0.71%	90.43%	9.57%
Nursing & Midwifery	3.37%	1.21%	4.58%	0.43%	5.01%	91.36%	8.64%
Health & Social Care Professionals	1.39%	0.28%	1.67%	0.00%	1.67%	100.00%	0.00%
Management & Administrative	3.90%	0.59%	4.50%	0.39%	4.89%	91.98%	8.02%
General Support	5.43%	0.15%	5.58%	0.00%	5.58%	100.00%	0.00%
Patient & Client Care	0.83%	2.41%	3.24%	0.00%	3.24%	100.00%	0.00%

Health Service Absence Rate - by Staff Category: Jan 2024	Certified absence	Self-certified absence	Non Covid-19 absence	Covid-19 absence	Total absence rate	% Non Covid-19 absence	% Covid-19 absence
St. Columcille's	6.54%	1.18%	7.72%	1.20%	8.92%	86.56%	13.44%
Medical & Dental	1.77%	0.12%	1.89%	0.83%	2.73%	69.49%	30.51%
Nursing & Midwifery	6.16%	2.10%	8.26%	1.23%	9.49%	87.02%	12.98%
Health & Social Care Professionals	3.85%	0.57%	4.42%	1.52%	5.94%	74.39%	25.61%



Management & Administrative	9.42%	0.91%	10.32%	0.63%	10.95%	94.25%	5.75%
General Support	11.53%	0.52%	12.05%	1.95%	14.00%	86.08%	13.92%
Patient & Client Care	7.61%	0.87%	8.48%	1.33%	9.81%	86.43%	13.57%

Health Service Absence Rate - by Staff Category: Jan 2024	Certified absence	Self-certified absence	Non Covid-19 absence	Covid-19 absence	Total absence rate	% Non Covid-19 absence	% Covid-19 absence
<b>St Luke's General Kilkenny</b>	<b>6.61%</b>	<b>0.71%</b>	<b>7.32%</b>	<b>1.06%</b>	<b>8.38%</b>	<b>87.39%</b>	<b>12.61%</b>
Medical & Dental	1.31%	0.47%	1.79%	0.00%	1.79%	100.00%	0.00%
Nursing & Midwifery	8.35%	0.68%	9.03%	1.00%	10.03%	90.07%	9.93%
Health & Social Care Professionals	8.11%	0.71%	8.82%	1.38%	10.20%	86.50%	13.50%
Management & Administrative	5.85%	0.47%	6.31%	0.93%	7.24%	87.20%	12.80%
General Support	8.16%	0.61%	8.76%	2.13%	10.89%	80.42%	19.58%
Patient & Client Care	6.03%	1.48%	7.51%	1.26%	8.77%	85.63%	14.37%

Health Service Absence Rate - by Staff Category: Jan 2024	Certified absence	Self-certified absence	Non Covid-19 absence	Covid-19 absence	Total absence rate	% Non Covid-19 absence	% Covid-19 absence
<b>St. Michael's</b>	<b>5.26%</b>	<b>0.65%</b>	<b>5.91%</b>	<b>0.53%</b>	<b>6.44%</b>	<b>91.76%</b>	<b>8.24%</b>
Medical & Dental	2.34%	0.49%	2.84%	0.00%	2.84%	100.00%	0.00%
Nursing & Midwifery	7.90%	0.78%	8.68%	1.01%	9.69%	89.54%	10.46%

Health & Social Care Professionals	2.04%	0.70%	2.74%	0.37%	3.11%	88.16%	11.84%
Management & Administrative	4.65%	0.64%	5.29%	0.00%	5.29%	100.00%	0.00%
General Support	5.30%	0.29%	5.60%	0.50%	6.10%	91.82%	8.18%
Patient & Client Care	0.00%	0.60%	0.60%	0.00%	0.60%	100.00%	0.00%

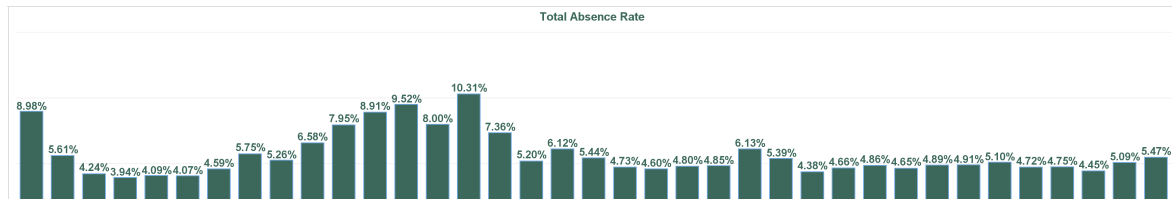
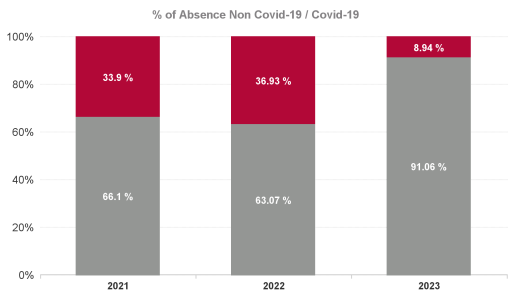
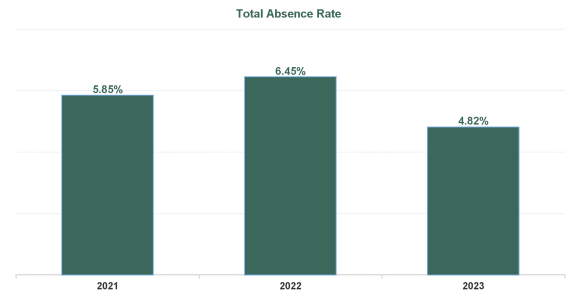
Health Service Absence Rate - by Staff Category: Jan 2024	Certified absence	Self-certified absence	Non Covid-19 absence	Covid-19 absence	Total absence rate	% Non Covid-19 absence	% Covid-19 absence
<b>St. Vincent's University</b>	<b>2.91%</b>	<b>0.51%</b>	<b>3.42%</b>	<b>0.24%</b>	<b>3.66%</b>	<b>93.43%</b>	<b>6.57%</b>
Medical & Dental	0.67%	0.08%	0.75%	0.00%	0.75%	100.00%	0.00%
Nursing & Midwifery	3.24%	0.59%	3.83%	0.19%	4.02%	95.18%	4.82%
Health & Social Care Professionals	2.75%	0.44%	3.19%	0.30%	3.49%	91.44%	8.56%
Management & Administrative	3.45%	0.52%	3.97%	0.36%	4.33%	91.64%	8.36%
General Support	3.66%	0.72%	4.38%	0.55%	4.93%	88.89%	11.11%
Patient & Client Care	4.68%	0.90%	5.58%	0.28%	5.85%	95.26%	4.74%

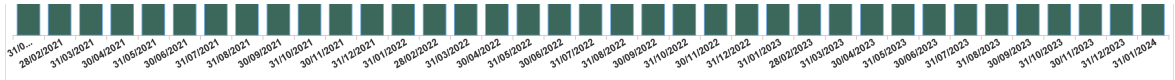
Health Service Absence Rate - by Staff Category: Jan 2024	Certified absence	Self-certified absence	Non Covid-19 absence	Covid-19 absence	Total absence rate	% Non Covid-19 absence	% Covid-19 absence
<b>Wexford General</b>	<b>5.93%</b>	<b>0.76%</b>	<b>6.69%</b>	<b>1.14%</b>	<b>7.82%</b>	<b>85.47%</b>	<b>14.53%</b>
Medical & Dental	0.76%	0.93%	1.70%	0.74%	2.44%	69.59%	30.41%

Nursing & Midwifery	5.60%	0.91%	6.51%	1.00%	7.51%	86.65%	13.35%
Health & Social Care Professionals	4.10%	0.38%	4.48%	1.13%	5.61%	79.91%	20.09%
Management & Administrative	5.56%	0.46%	6.02%	0.70%	6.71%	89.64%	10.36%
General Support	10.22%	0.65%	10.87%	1.89%	12.76%	85.17%	14.83%
Patient & Client Care	8.50%	0.74%	9.24%	1.39%	10.63%	86.95%	13.05%

Year / Month	Certified absence	Self-certified absence	Non Covid-19 absence	Covid-19 absence	Total absence rate	Medical & Dental	Nursing & Midwifery	Health & Social Care Professionals	Management & Administrative	General Support	Patient & Client Care
Jan 2024	4.37%	0.62%	4.99%	0.48%	5.47%	1.28%	5.89%	4.98%	5.28%	7.89%	8.95%
2024	4.37%	0.62%	4.99%	0.48%	5.47%	1.28%	5.89%	4.98%	5.28%	7.89%	8.95%
Dec 2023	3.86%	0.67%	4.53%	0.56%	5.09%	0.95%	5.43%	5.00%	5.16%	7.21%	7.54%
Nov 2023	3.55%	0.56%	4.11%	0.34%	4.45%	1.10%	4.96%	3.39%	4.26%	6.81%	6.80%
Oct 2023	3.76%	0.54%	4.29%	0.45%	4.75%	1.17%	5.20%	3.37%	4.87%	7.40%	7.43%
Sep 2023	3.61%	0.55%	4.16%	0.56%	4.72%	1.05%	5.29%	3.44%	4.55%	6.51%	8.38%
Aug 2023	4.11%	0.51%	4.62%	0.48%	5.10%	1.02%	6.18%	3.41%	4.30%	6.90%	8.76%
Jul 2023	4.12%	0.51%	4.64%	0.27%	4.91%	0.90%	5.87%	2.99%	4.95%	6.49%	7.75%
Jun 2023	4.16%	0.50%	4.66%	0.24%	4.89%	1.31%	5.71%	3.43%	4.89%	5.99%	7.34%
May 2023	3.77%	0.54%	4.30%	0.35%	4.65%	1.24%	5.39%	3.66%	4.19%	6.18%	7.06%
Apr 2023	3.87%	0.57%	4.43%	0.43%	4.86%	0.89%	5.97%	3.15%	5.13%	6.28%	6.47%
Mar 2023	3.66%	0.54%	4.21%	0.46%	4.66%	1.31%	5.44%	3.09%	5.13%	6.30%	6.43%
Feb 2023	3.55%	0.46%	4.01%	0.36%	4.38%	1.05%	5.14%	3.37%	4.52%	6.41%	5.31%
Jan 2023	4.23%	0.54%	4.78%	0.61%	5.39%	1.16%	6.61%	3.75%	5.41%	7.69%	6.54%
2023	3.85%	0.54%	4.39%	0.43%	4.82%	1.10%	5.59%	3.51%	4.77%	6.69%	7.17%
Dec 2022	4.21%	0.79%	5.00%	1.13%	6.13%	1.39%	7.27%	4.31%	5.92%	8.28%	8.94%
Nov 2022	3.66%	0.56%	4.22%	0.63%	4.85%	1.39%	5.43%	3.71%	4.92%	6.71%	7.23%
Oct 2022	3.49%	0.48%	3.97%	0.82%	4.80%	1.72%	5.26%	3.58%	3.99%	6.26%	8.09%
Sep 2022	3.54%	0.51%	4.05%	0.55%	4.60%	1.02%	5.08%	3.28%	4.09%	7.20%	7.95%
Aug 2022	3.66%	0.38%	4.03%	0.70%	4.73%	1.22%	5.24%	3.50%	3.81%	7.54%	7.83%
Jul 2022	3.48%	0.40%	3.88%	1.56%	5.44%	1.44%	6.05%	4.16%	5.19%	8.04%	7.99%
Jun 2022	3.88%	0.51%	4.39%	1.73%	6.12%	1.90%	7.06%	4.50%	5.94%	8.08%	8.39%
May 2022	3.47%	0.54%	4.01%	1.19%	5.20%	1.75%	6.11%	3.78%	4.67%	7.23%	7.09%
Apr 2022	3.71%	0.43%	4.14%	3.22%	7.36%	2.33%	8.72%	5.97%	6.14%	10.51%	9.59%
Mar 2022	3.37%	0.43%	3.80%	6.51%	10.31%	3.89%	12.29%	10.39%	9.16%	12.17%	11.78%
Feb 2022	3.33%	0.44%	3.76%	4.24%	8.00%	2.74%	9.38%	7.76%	7.23%	9.73%	10.19%
Jan 2022	3.29%	0.33%	3.63%	5.90%	9.52%	3.37%	9.33%	10.75%	11.35%	13.97%	9.98%
2022	3.59%	0.48%	4.07%	2.38%	6.45%	2.01%	7.33%	5.56%	6.07%	8.84%	8.75%
Dec 2021	3.56%	0.42%	3.98%	4.93%	8.91%	3.04%	10.30%	9.54%	8.04%	11.09%	10.55%
Nov 2021	3.96%	0.55%	4.51%	3.44%	7.95%	2.31%	7.77%	9.48%	9.48%	11.58%	8.92%
Oct 2021	3.88%	0.50%	4.38%	2.20%	6.58%	2.72%	6.88%	6.69%	6.70%	9.01%	8.12%
Sep 2021	3.77%	0.43%	4.20%	1.06%	5.26%	1.58%	5.81%	4.07%	5.03%	8.15%	7.54%
Aug 2021	3.72%	0.37%	4.09%	1.66%	5.75%	2.20%	6.64%	4.46%	5.08%	7.29%	8.55%
Jul 2021	3.40%	0.35%	3.76%	0.84%	4.59%	0.86%	5.41%	3.42%	4.63%	6.18%	6.60%
Jun 2021	3.31%	0.39%	3.71%	0.36%	4.07%	0.84%	4.67%	2.78%	3.44%	6.20%	6.80%
May 2021	3.24%	0.36%	3.60%	0.48%	4.09%	1.15%	4.66%	3.17%	3.52%	6.21%	5.76%
Apr 2021	2.93%	0.32%	3.24%	0.69%	3.94%	1.08%	4.50%	3.00%	3.29%	6.07%	5.81%
Mar 2021	2.96%	0.31%	3.28%	0.96%	4.24%	0.99%	4.68%	3.48%	4.00%	5.83%	7.06%
Feb 2021	3.43%	0.42%	3.85%	1.77%	5.61%	1.52%	5.92%	4.17%	5.48%	8.84%	9.05%
Jan 2021	3.45%	0.30%	3.75%	5.22%	8.98%	4.82%	10.57%	6.14%	7.41%	12.25%	10.78%
2021	3.47%	0.40%	3.87%	1.98%	5.85%	1.92%	6.51%	5.11%	5.54%	8.24%	7.96%

Year / Month	Certified absence	Self-certified absence	Non Covid-19 absence	Covid-19 absence	Total absence rate	Cappagh National Orthopaedic Hospital	Mater Misericordiae University Hospital	MRH Mullingar	National Maternity Hospital	National Rehabilitation Hospital	Our Lady's Hospital Navan	Royal Victoria Eye and Ear Hospital	St. Columcille's Hospital	St Luke's General Hospital Kilkenny	St. Michael's Hospital	St. Vincent's University Hospital	Wexford General Hospital	Ireland East Hospital Group
Jan 2024	4.37%	0.62%	4.99%	0.48%	5.47%	5.60%	4.52%	7.42%	3.99%	7.24%	7.35%	3.92%	8.92%	8.38%	6.44%	3.66%	7.82%	5.47%
2024	4.37%	0.62%	4.99%	0.48%	5.47%	5.60%	4.52%	7.42%	3.99%	7.24%	7.35%	3.92%	8.92%	8.38%	6.44%	3.66%	7.82%	5.47%
Dec 2023	3.86%	0.67%	4.53%	0.56%	5.09%	4.49%	3.60%	6.73%	4.25%	6.30%	9.18%	3.64%	8.69%	7.19%	5.43%	3.84%	7.99%	5.09%
Nov 2023	3.55%	0.56%	4.11%	0.34%	4.45%	3.56%	3.65%	6.17%	3.94%	5.66%	6.02%	3.51%	6.64%	6.43%	3.74%	3.20%	6.84%	4.45%
Oct 2023	3.76%	0.54%	4.29%	0.45%	4.75%	3.93%	4.13%	6.17%	3.93%	5.61%	7.62%	3.91%	6.26%	6.71%	4.84%	3.21%	7.23%	4.75%
Sep 2023	3.61%	0.55%	4.16%	0.56%	4.72%	3.41%	3.78%	6.70%	4.39%	5.98%	6.84%	4.18%	5.88%	6.44%	5.52%	3.45%	7.29%	4.72%
Aug 2023	4.11%	0.51%	4.62%	0.48%	5.10%	3.10%	3.93%	8.58%	4.17%	5.72%	7.26%	3.77%	7.11%	6.75%	4.29%	4.18%	7.50%	5.10%
Jul 2023	4.12%	0.51%	4.64%	0.27%	4.91%	3.50%	4.14%	6.67%	4.34%	4.98%	6.13%	3.64%	4.53%	7.00%	5.02%	4.14%	6.96%	4.91%
Jun 2023	4.16%	0.50%	4.66%	0.24%	4.89%	3.82%		5.90%	4.50%	5.23%	5.67%	2.27%	4.59%	6.59%	3.96%	3.96%	6.45%	4.89%
May 2023	3.77%	0.54%	4.30%	0.35%	4.65%	4.73%	4.19%	5.91%	4.95%	5.74%	5.61%	3.26%	4.61%	5.58%	2.80%	3.97%	6.09%	4.65%
Apr 2023	3.87%	0.57%	4.43%	0.43%	4.86%	5.05%	4.79%	5.61%	4.56%	4.81%	6.36%	4.69%	4.94%	6.26%	4.38%	3.79%	6.03%	4.86%
Mar 2023	3.66%	0.54%	4.21%	0.46%	4.66%	5.10%	4.61%	6.18%	3.62%	4.75%	5.65%	4.89%	6.66%	6.84%	4.87%	3.07%	5.73%	4.66%
Feb 2023	3.55%	0.46%	4.01%	0.36%	4.38%	3.71%	4.83%	5.55%	4.36%	3.57%	5.18%	3.92%	4.77%	6.20%	3.79%	2.63%	6.36%	4.36%
Jan 2023	4.23%	0.54%	4.78%	0.61%	5.39%	4.59%	5.34%	6.74%	6.19%	4.38%	6.96%	4.70%	6.60%	7.07%	6.22%	3.45%	7.59%	5.39%
2023	3.85%	0.54%	4.39%	0.43%	4.82%	4.05%	4.23%	6.42%	4.43%	5.27%	6.53%	3.86%	5.95%	6.59%	4.64%	3.57%	6.85%	4.82%
Dec 2022	4.21%	0.79%	5.00%	1.13%	6.13%	5.02%	6.09%	8.49%	5.99%	6.08%	9.00%	4.45%	6.51%	8.40%	6.75%	3.81%	8.75%	6.13%
Nov 2022	3.66%	0.56%	4.22%	0.63%	4.85%	4.97%	5.14%	7.11%	3.89%	5.07%	6.78%	4.06%	7.06%	6.18%	5.71%	2.30%	7.12%	4.85%
Oct 2022	3.49%	0.48%	3.97%	0.82%	4.80%	4.77%		7.03%	4.65%	4.37%	6.88%	3.23%	5.92%	5.82%	6.28%	2.57%	7.40%	4.80%
Sep 2022	3.54%	0.51%	4.05%	0.55%	4.60%	5.66%	4.75%	6.79%	3.66%	4.18%	7.13%	3.19%	5.85%	6.41%	4.16%	2.46%	6.35%	4.60%
Aug 2022	3.66%	0.38%	4.03%	0.70%	4.73%	5.19%	4.35%	7.49%	3.41%	4.87%	6.77%	2.79%	6.05%	7.00%	4.01%	3.14%	6.77%	4.73%
Jul 2022	3.48%	0.40%	3.88%	1.56%	5.44%	7.04%	4.95%	8.01%	4.94%	6.14%	8.60%	4.38%	7.09%	8.22%	4.01%	2.76%	8.38%	5.44%
Jun 2022	3.88%	0.51%	4.39%	1.73%	6.12%	4.90%	5.15%	7.31%	4.05%	6.71%	8.22%	5.48%	7.15%	7.27%	3.53%		8.85%	6.12%
May 2022	3.47%	0.54%	4.01%	1.19%	5.20%	4.99%	4.17%	6.35%	4.50%	5.05%	6.31%	4.39%	5.44%	7.34%	2.96%	5.27%	6.25%	5.20%
Apr 2022	3.71%	0.43%	4.14%	3.22%	7.36%	6.26%	5.08%	7.92%	5.15%	11.81%	8.65%	4.41%	6.40%	9.70%	4.98%	9.10%	7.54%	7.36%
Mar 2022	3.37%	0.43%	3.80%	6.51%	10.31%	9.15%	6.21%	11.04%	6.17%	10.42%	9.63%	7.89%	9.99%	10.56%	6.55%	15.88%	10.43%	10.31%
Feb 2022	3.33%	0.44%	3.76%	4.24%	8.00%	5.76%	6.44%	8.68%	4.78%	5.00%	7.18%	6.92%	7.77%	9.03%	5.93%	11.04%	7.83%	8.00%
Jan 2022	3.29%	0.33%	3.63%	5.90%	9.52%	7.47%	7.00%	10.52%	6.14%	9.65%	10.30%	7.20%	9.59%	12.64%	8.86%	11.18%	11.60%	9.52%
2022	3.59%	0.48%	4.07%	2.38%	6.45%	5.93%	5.38%	8.08%	4.75%	7.92%	7.07%	4.80%	7.07%	8.21%	5.28%	6.38%	8.10%	6.45%
Dec 2021	3.56%	0.42%	3.98%	4.93%	8.91%	5.49%	5.37%	8.88%	5.88%	6.78%	9.17%	7.06%	9.37%	10.70%	4.43%	13.26%	10.84%	8.91%
Nov 2021	3.96%	0.55%	4.51%	3.44%	7.95%	4.79%	5.90%	9.25%	5.66%	6.06%	8.28%	6.18%	8.25%	9.15%	4.09%	10.42%	9.90%	7.95%
Oct 2021	3.88%	0.50%	4.38%	2.20%	6.58%	3.64%	4.69%	7.38%	5.12%	5.13%	6.64%	5.33%	6.49%	7.83%	5.61%	8.44%	8.59%	6.58%
Sep 2021	3.77%	0.43%	4.20%	1.06%	5.26%	5.62%	4.26%	5.81%	3.50%	4.00%	5.62%	4.41%	7.15%	7.46%	5.13%	5.06%	7.54%	5.26%
Aug 2021	3.72%	0.37%	4.09%	1.66%	5.75%	4.18%	4.14%	7.38%	3.48%	4.85%	4.89%	3.87%	6.19%	7.14%	5.44%	6.98%	7.92%	5.75%
Jul 2021	3.40%	0.35%	3.76%	0.84%	4.59%	3.92%	4.15%	5.49%	2.68%	3.72%	5.34%	2.94%	5.65%	6.80%	4.05%	4.27%	6.29%	4.59%
Jun 2021	3.31%	0.39%	3.71%	0.36%	4.07%	4.21%	3.77%	4.56%	2.69%	2.68%	4.62%	2.26%	6.08%	6.93%	6.25%	3.03%	5.48%	4.07%
May 2021	3.24%	0.36%	3.60%	0.48%	4.09%	3.74%	3.69%	4.45%	3.22%	3.16%	4.15%	2.96%	5.41%	6.05%	5.17%	3.36%	6.00%	4.09%
Apr 2021	2.93%	0.32%	3.24%	0.69%	3.94%	4.53%	3.48%	4.86%	2.65%	3.57%	3.90%		4.82%	5.37%	4.60%	3.51%	4.97%	3.94%
Mar 2021	2.96%	0.31%	3.28%	0.96%	4.24%	6.53%	3.64%	4.97%	2.36%	2.91%	4.55%	2.53%	6.72%	6.62%	3.64%	3.86%	5.26%	4.24%
Feb 2021	3.43%	0.42%	3.85%	1.77%	5.61%	7.32%	5.02%	5.95%	2.32%	5.00%	5.87%	3.47%	9.56%	7.81%	5.06%	5.36%	7.03%	5.61%
Jan 2021	3.45%	0.30%	3.75%	5.22%	8.98%	8.91%	7.97%	7.05%	5.62%	5.44%	7.68%	5.54%	12.70%	12.42%	9.17%	10.21%	10.63%	8.98%
2021	3.47%	0.40%	3.87%	1.98%	5.85%	5.20%	4.66%	6.34%	3.75%	4.52%	5.89%	4.19%	7.37%	7.88%	5.18%	6.52%	7.57%	5.85%





Year / Month	Certified absence	Self-certified absence	Non Covid-19 absence	Covid-19 absence	Total absence rate	Health Service Executive	Section 38 Hospitals	Ireland East Hospital Group
Jan 2024	4.37%	0.62%	4.99%	0.48%	5.47%	7.93%	4.42%	5.47%
2024	4.37%	0.62%	4.99%	0.48%	5.47%	7.93%	4.42%	5.47%
Dec 2023	3.86%	0.67%	4.53%	0.56%	5.09%	7.70%	4.02%	5.09%
Nov 2023	3.55%	0.56%	4.11%	0.34%	4.45%	6.44%	3.62%	4.45%
Oct 2023	3.76%	0.54%	4.29%	0.45%	4.75%	6.79%	3.90%	4.75%
Sep 2023	3.61%	0.55%	4.16%	0.56%	4.72%	6.71%	3.89%	4.72%
Aug 2023	4.11%	0.51%	4.62%	0.48%	5.10%	7.45%	4.14%	5.10%
Jul 2023	4.12%	0.51%	4.64%	0.27%	4.91%	6.54%	4.19%	4.91%
Jun 2023	4.16%	0.50%	4.66%	0.24%	4.89%	6.07%	4.11%	4.89%
May 2023	3.77%	0.54%	4.30%	0.35%	4.65%	5.68%	4.20%	4.65%
Apr 2023	3.87%	0.57%	4.43%	0.43%	4.86%	5.93%	4.41%	4.86%
Mar 2023	3.66%	0.54%	4.21%	0.46%	4.66%	6.24%	4.01%	4.66%
Feb 2023	3.55%	0.46%	4.01%	0.36%	4.38%	5.81%	3.75%	4.38%
Jan 2023	4.23%	0.54%	4.78%	0.61%	5.39%	7.06%	4.63%	5.39%
2023	3.85%	0.54%	4.39%	0.43%	4.82%	6.54%	4.06%	4.82%
Dec 2022	4.21%	0.79%	5.00%	1.13%	6.13%	8.41%	5.17%	6.13%
Nov 2022	3.66%	0.56%	4.22%	0.63%	4.85%	6.80%	3.96%	4.85%
Oct 2022	3.49%	0.48%	3.97%	0.82%	4.80%	6.65%	3.53%	4.80%
Sep 2022	3.54%	0.51%	4.05%	0.55%	4.60%	6.54%	3.77%	4.60%
Aug 2022	3.66%	0.38%	4.03%	0.70%	4.73%	6.92%	3.82%	4.73%
Jul 2022	3.48%	0.40%	3.88%	1.56%	5.44%	8.15%	4.30%	5.44%
Jun 2022	3.88%	0.51%	4.39%	1.73%	6.12%	7.80%	5.00%	6.12%
May 2022	3.47%	0.54%	4.01%	1.19%	5.20%	6.49%	4.65%	5.20%
Apr 2022	3.71%	0.43%	4.14%	3.22%	7.36%	8.25%	6.98%	7.36%
Mar 2022	3.37%	0.43%	3.80%	6.51%	10.31%	10.46%	10.25%	10.31%
Feb 2022	3.33%	0.44%	3.76%	4.24%	8.00%	8.26%	7.89%	8.00%
Jan 2022	3.29%	0.33%	3.63%	5.90%	9.52%	11.25%	8.75%	9.52%
2022	3.59%	0.48%	4.07%	2.38%	6.45%	8.00%	5.75%	6.45%
Dec 2021	3.56%	0.42%	3.98%	4.93%	8.91%	9.95%	8.48%	8.91%
Nov 2021	3.96%	0.55%	4.51%	3.44%	7.95%	9.14%	7.43%	7.95%
Oct 2021	3.88%	0.50%	4.38%	2.20%	6.58%	7.61%	6.13%	6.58%
Sep 2021	3.77%	0.43%	4.20%	1.06%	5.26%	6.78%	4.57%	5.26%
Aug 2021	3.72%	0.37%	4.09%	1.66%	5.75%	6.95%	5.24%	5.75%
Jul 2021	3.40%	0.35%	3.76%	0.84%	4.59%	6.02%	3.98%	4.59%
Jun 2021	3.31%	0.39%	3.71%	0.36%	4.07%	5.58%	3.41%	4.07%
May 2021	3.24%	0.36%	3.60%	0.48%	4.09%	5.33%	3.53%	4.09%
Apr 2021	2.93%	0.32%	3.24%	0.69%	3.94%	4.88%	3.51%	3.94%
Mar 2021	2.96%	0.31%	3.28%	0.96%	4.24%	5.60%	3.64%	4.24%
Feb 2021	3.43%	0.42%	3.85%	1.77%	5.61%	7.09%	4.94%	5.61%
Jan 2021	3.45%	0.30%	3.75%	5.22%	8.98%	10.12%	8.46%	8.98%
2021	3.47%	0.40%	3.87%	1.98%	5.85%	7.10%	5.30%	5.85%

