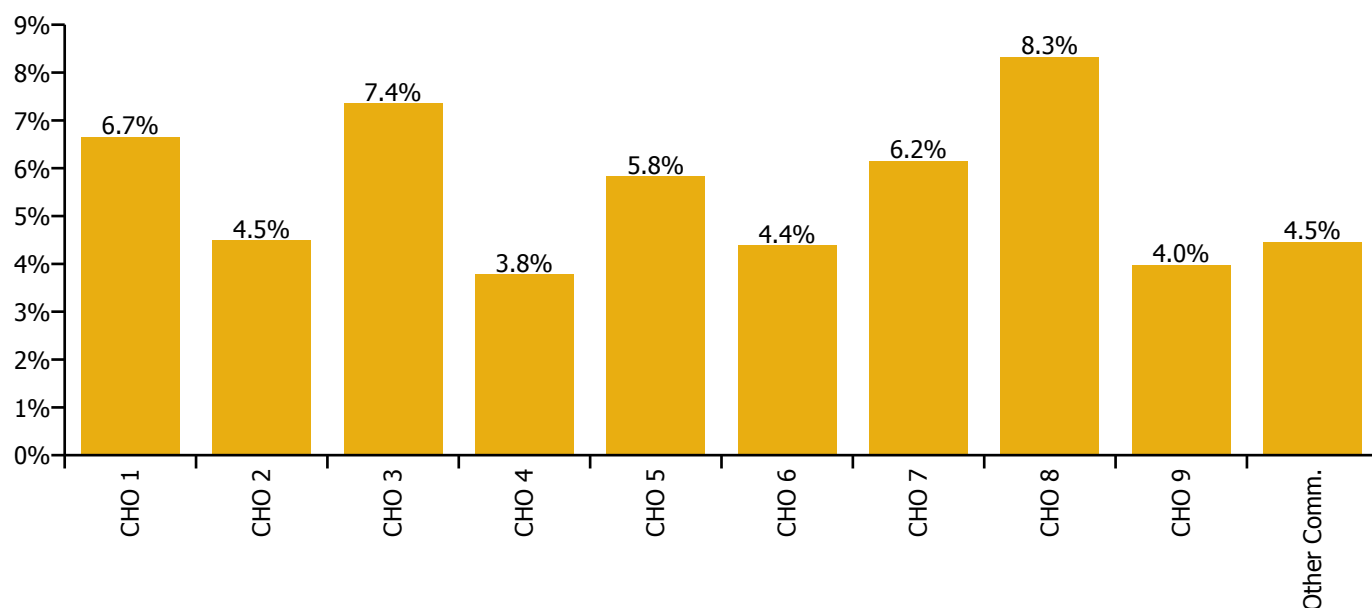


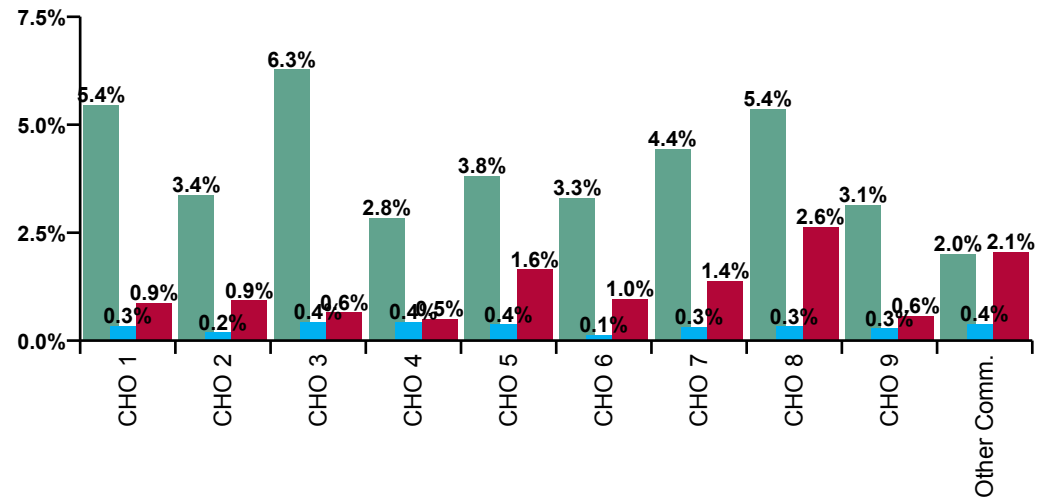
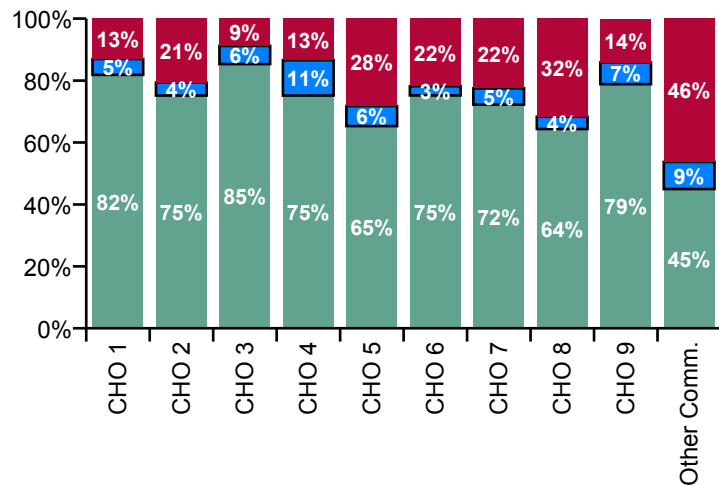
September 2020

Mental Health Absence Rate - by Staff Category: Sep 2020	Certified absence	Self-certified absence	COVID-19 absence	Total absence rate	Certified	Self-certified	COVID-19
Mental Health	3.9%	0.3%	1.2%	5.4%	71.4%	5.9%	22.7%
Medical & Dental	1.5%	0.1%	0.6%	2.1%	69.7%	4.0%	26.3%
Nursing & Midwifery	4.4%	0.4%	1.6%	6.4%	68.8%	6.7%	24.4%
Health & Social Care Professionals	3.3%	0.2%	0.5%	4.0%	82.5%	5.1%	12.5%
Management & Administrative	2.7%	0.2%	0.3%	3.2%	84.8%	5.3%	9.9%
General Support	5.5%	0.3%	1.0%	6.9%	80.0%	4.8%	15.1%
Patient & Client Care	4.6%	0.3%	2.3%	7.3%	63.7%	4.4%	31.9%

Mental Health Absence Rate - by Care Group: Sep 2020	Certified absence	Self-certified absence	COVID-19 absence	Total absence rate	Certified	Self-certified	COVID-19
Mental Health	3.9%	0.3%	1.2%	5.4%	71.4%	5.9%	22.7%
CHO 1	5.4%	0.3%	0.9%	6.7%	81.9%	5.1%	13.0%
CHO 2	3.4%	0.2%	0.9%	4.5%	75.2%	4.2%	20.7%
CHO 3	6.3%	0.4%	0.6%	7.4%	85.3%	5.8%	8.8%
CHO 4	2.8%	0.4%	0.5%	3.8%	75.2%	11.4%	13.4%
CHO 5	3.8%	0.4%	1.6%	5.8%	65.3%	6.4%	28.2%
Health Service Executive	3.9%	0.2%	1.5%	5.6%	69.2%	3.7%	27.2%
Section 38 Voluntary Agencies	2.3%			2.3%	100.0%	0.0%	0.0%
CHO 6	3.3%	0.1%	1.0%	4.4%	75.2%	2.9%	21.8%
CHO 7	4.4%	0.3%	1.4%	6.2%	72.2%	5.3%	22.5%
CHO 8	5.4%	0.3%	2.6%	8.3%	64.4%	4.0%	31.7%
Health Service Executive	3.3%	0.2%	0.6%	4.1%	80.7%	5.5%	13.8%
Section 38 Voluntary Agencies	1.9%	0.6%	0.5%	3.0%	63.4%	19.6%	16.9%
CHO 9	3.1%	0.3%	0.6%	4.0%	78.8%	7.0%	14.2%
Other Community Services	2.0%	0.4%	2.1%	4.5%	45.0%	8.8%	46.3%



Mental Health Overall Absence Rate - by Care Group & Staff Category: Sep 2020	Medical & Dental	Nursing & Midwifery	Health & Social Care Professionals	Management & Administrative	General Support	Patient & Client Care	Certified absence	Self-certified absence	COVID-19 absence	Total absence
Mental Health	2.1%	6.4%	4.0%	3.2%	6.9%	7.3%	3.9%	0.3%	1.2%	5.4%
CHO 1	5.4%	6.6%	6.4%	6.5%	5.7%	9.6%	5.4%	0.3%	0.9%	6.7%
CHO 2	0.8%	5.1%	6.1%	3.1%	2.6%	4.8%	3.4%	0.2%	0.9%	4.5%
CHO 3	1.8%	8.8%	4.4%	8.5%	3.0%	10.3%	6.3%	0.4%	0.6%	7.4%
CHO 4	1.8%	4.1%	2.1%	5.4%	5.9%	3.7%	2.8%	0.4%	0.5%	3.8%
CHO 5	2.5%	7.0%	3.2%	2.9%	7.0%	3.4%	3.8%	0.4%	1.6%	5.8%
Health Service Executive	0.6%	5.8%	4.2%	3.4%	14.5%	4.9%	3.9%	0.2%	1.5%	5.6%
Section 38 Voluntary Agencies	0.6%	4.2%	2.0%	2.8%	0.9%	0.0%	2.3%			2.3%
CHO 6	0.6%	5.4%	2.8%	3.0%	11.1%	4.7%	3.3%	0.1%	1.0%	4.4%
CHO 7	1.8%	7.5%	4.7%	8.1%	9.8%	5.1%	4.4%	0.3%	1.4%	6.2%
CHO 8	4.5%	10.2%	4.5%	4.0%	9.5%	10.5%	5.4%	0.3%	2.6%	8.3%
Health Service Executive	1.4%	4.8%	3.2%	3.4%	8.0%	4.1%	3.3%	0.2%	0.6%	4.1%
Section 38 Voluntary Agencies	0.0%	3.7%	1.4%	0.0%	3.6%	4.4%	1.9%	0.6%	0.5%	3.0%
CHO 9	1.4%	4.6%	3.2%	2.8%	6.8%	4.1%	3.1%	0.3%	0.6%	4.0%
Other Community Services	1.1%	5.6%	1.1%	0.4%	9.6%	15.0%	2.0%	0.4%	2.1%	4.5%



Certified absence

Self-certified absence

COVID-19 absence

Mental Health Absence Rate - by Care Group, Staff Category & Absence type: Sep 2020

CHO 1 by Staff Category Sep 2020	Certified absence	Self-certified absence	COVID-19 absence	Total absence	Certified	Self-certified	COVID-19
Mental Health	5.4%	0.3%	0.9%	6.7%	81.9%	5.1%	13.0%
Medical & Dental	3.1%	0.1%	2.2%	5.4%	57.6%	2.2%	40.2%
Nursing & Midwifery	5.4%	0.4%	0.8%	6.6%	81.6%	6.3%	12.1%
Health & Social Care Professionals	4.9%	0.3%	1.2%	6.4%	76.6%	4.2%	19.3%
Management & Administrative	5.5%	0.3%	0.7%	6.5%	84.4%	5.2%	10.4%
General Support	5.0%	0.3%	0.4%	5.7%	88.1%	5.5%	6.4%
Patient & Client Care	9.2%	0.2%	0.2%	9.6%	95.5%	2.5%	2.0%

CHO 2 by Staff Category Sep 2020	Certified absence	Self-certified absence	COVID-19 absence	Total absence	Certified	Self-certified	COVID-19
Mental Health	3.4%	0.2%	0.9%	4.5%	75.2%	4.2%	20.7%
Medical & Dental	0.8%	0.0%	0.0%	0.8%	100.0%	0.0%	0.0%
Nursing & Midwifery	3.7%	0.2%	1.2%	5.1%	72.1%	4.4%	23.4%
Health & Social Care Professionals	4.9%	0.0%	1.1%	6.1%	81.5%	0.0%	18.5%
Management & Administrative	2.1%	0.3%	0.7%	3.1%	68.5%	9.2%	22.4%
General Support	0.6%	0.4%	1.7%	2.6%	21.2%	15.2%	63.6%
Patient & Client Care	4.1%	0.2%	0.5%	4.8%	85.1%	3.9%	11.0%

CHO 3 by Staff Category Sep 2020	Certified absence	Self-certified absence	COVID-19 absence	Total absence	Certified	Self-certified	COVID-19
Mental Health	6.3%	0.4%	0.6%	7.4%	85.3%	5.8%	8.8%
Medical & Dental	1.1%	0.2%	0.5%	1.8%	59.9%	10.2%	29.9%
Nursing & Midwifery	7.3%	0.7%	0.9%	8.8%	82.3%	7.6%	10.1%
Health & Social Care Professionals	3.9%	0.2%	0.4%	4.4%	86.8%	3.4%	9.8%
Management & Administrative	8.2%	0.2%	0.2%	8.5%	96.1%	2.1%	1.8%
General Support	2.6%	0.0%	0.4%	3.0%	85.6%	0.0%	14.4%
Patient & Client Care	9.5%	0.3%	0.5%	10.3%	92.2%	3.3%	4.5%

CHO 4 by Staff Category Sep 2020	Certified absence	Self-certified absence	COVID-19 absence	Total absence	Certified	Self-certified	COVID-19
Mental Health	2.8%	0.4%	0.5%	3.8%	75.2%	11.4%	13.4%
Medical & Dental	1.7%	0.2%	0.0%	1.8%	90.9%	9.1%	0.0%
Nursing & Midwifery	3.2%	0.4%	0.5%	4.1%	76.9%	10.9%	12.2%
Health & Social Care Professionals	1.9%	0.2%	0.0%	2.1%	89.4%	10.6%	0.0%
Management & Administrative	4.3%	0.5%	0.5%	5.4%	80.1%	10.0%	10.0%
General Support	4.0%	1.9%	0.0%	5.9%	67.7%	32.3%	0.0%
Patient & Client Care	1.8%	0.3%	1.6%	3.7%	47.8%	8.5%	43.7%

CHO 5 by Staff Category Sep 2020	Certified absence	Self-certified absence	COVID-19 absence	Total absence	Certified	Self-certified	COVID-19
Mental Health	3.8%	0.4%	1.6%	5.8%	65.3%	6.4%	28.2%
Medical & Dental	1.7%	0.1%	0.7%	2.5%	68.2%	4.0%	27.8%
Nursing & Midwifery	4.6%	0.3%	2.1%	7.0%	65.8%	4.8%	29.4%
Health & Social Care Professionals	2.4%	0.5%	0.3%	3.2%	74.0%	17.0%	9.1%
Management & Administrative	2.3%	0.4%	0.2%	2.9%	78.3%	13.3%	8.4%
General Support	4.6%	0.4%	2.1%	7.0%	65.2%	5.1%	29.7%
Patient & Client Care	1.2%	0.7%	1.4%	3.4%	34.9%	22.2%	42.9%

CHO 6 by Staff Category Sep 2020	Certified absence	Self-certified absence	COVID-19 absence	Total absence	Certified	Self-certified	COVID-19
Mental Health	3.3%	0.1%	1.0%	4.4%	75.2%	2.9%	21.8%
Medical & Dental	0.6%	0.0%	0.0%	0.6%	100.0%	0.0%	0.0%
Nursing & Midwifery	3.6%	0.2%	1.6%	5.4%	65.8%	4.1%	30.0%
Health & Social Care Professionals	2.7%	0.1%	0.0%	2.8%	95.8%	2.8%	1.4%
Management & Administrative	3.0%	0.0%	0.0%	3.0%	100.0%	0.0%	0.0%
General Support	9.1%	0.3%	1.7%	11.1%	82.0%	2.9%	15.1%
Patient & Client Care	2.7%	0.0%	2.0%	4.7%	58.0%	0.0%	42.0%

CHO 7 by Staff Category Sep 2020	Certified absence	Self-certified absence	COVID-19 absence	Total absence	Certified	Self-certified	COVID-19
Mental Health	4.4%	0.3%	1.4%	6.2%	72.2%	5.3%	22.5%
Medical & Dental	1.6%	0.1%	0.1%	1.8%	87.0%	6.4%	6.6%
Nursing & Midwifery	4.7%	0.4%	2.4%	7.5%	62.8%	5.4%	31.7%
Health & Social Care Professionals	4.3%	0.3%	0.1%	4.7%	93.0%	5.7%	1.3%
Management & Administrative	7.7%	0.4%	0.0%	8.1%	94.9%	5.1%	0.0%
General Support	6.9%	0.0%	2.8%	9.8%	71.0%	0.0%	29.0%
Patient & Client Care	4.8%	0.3%	0.0%	5.1%	94.2%	5.8%	0.0%

CHO 8 by Staff Category Sep 2020	Certified absence	Self-certified absence	COVID-19 absence	Total absence	Certified	Self-certified	COVID-19
Mental Health	5.4%	0.3%	2.6%	8.3%	64.4%	4.0%	31.7%
Medical & Dental	3.4%	0.2%	1.0%	4.5%	74.5%	3.5%	22.0%
Nursing & Midwifery	6.5%	0.4%	3.3%	10.2%	63.9%	3.9%	32.2%
Health & Social Care Professionals	4.2%	0.2%	0.1%	4.5%	93.7%	4.6%	1.7%
Management & Administrative	3.5%	0.2%	0.3%	4.0%	87.4%	4.4%	8.3%
General Support	8.8%	0.2%	0.5%	9.5%	92.5%	2.0%	5.5%
Patient & Client Care	3.8%	0.5%	6.3%	10.5%	35.9%	4.5%	59.5%

CHO 9 by Staff Category Sep 2020	Certified absence	Self-certified absence	COVID-19 absence	Total absence	Certified	Self-certified	COVID-19
Mental Health	3.1%	0.3%	0.6%	4.0%	78.8%	7.0%	14.2%
Medical & Dental	0.7%	0.1%	0.6%	1.4%	50.2%	5.4%	44.4%
Nursing & Midwifery	3.8%	0.4%	0.4%	4.6%	84.1%	8.1%	7.8%
Health & Social Care Professionals	1.9%	0.4%	0.9%	3.2%	60.6%	11.4%	27.9%
Management & Administrative	1.9%	0.1%	0.8%	2.8%	67.6%	3.9%	28.5%
General Support	5.8%	0.3%	0.7%	6.8%	86.0%	4.3%	9.6%
Patient & Client Care	3.3%	0.2%	0.6%	4.1%	79.6%	4.6%	15.8%

Other Community Services by Staff Category Sep 2020	Certified absence	Self-certified absence	COVID-19 absence	Total absence	Certified	Self-certified	COVID-19
Mental Health	2.0%	0.4%	2.1%	4.5%	45.0%	8.8%	46.3%
Medical & Dental	0.5%	0.0%	0.5%	1.1%	50.0%	0.0%	50.0%
Nursing & Midwifery	1.7%	0.8%	3.1%	5.6%	29.9%	15.1%	55.0%
Health & Social Care Professionals	0.7%	0.0%	0.4%	1.1%	63.7%	0.0%	36.3%
Management & Administrative	0.4%	0.0%	0.0%	0.4%	100.0%	0.0%	0.0%
General Support	9.6%	0.0%	0.0%	9.6%	100.0%	0.0%	0.0%
Patient & Client Care	6.8%	0.6%	7.6%	15.0%	45.3%	3.7%	50.9%

Mental Health Absence Rate - by Staff Category & Care Group	CHO 1	CHO 2	CHO 3	CHO 4	CHO 5	HSE	S38	CHO 6	CHO 7	CHO 8	HSE	S38	CHO 9	Other Comm.	Total absence	Certified absence	Self-certified absence	COVID-19 absence
Mental Health: 2020 overall	6.9%	4.2%	7.7%	4.3%	5.8%	5.2%	4.5%	4.9%	8.1%	8.0%	5.2%	4.6%	5.1%	4.4%	5.7%	3.8%	0.3%	1.5%
Medical & Dental	3.5%	1.5%	4.2%	2.6%	2.7%	2.9%	2.1%	2.4%	5.2%	4.4%	3.4%	1.8%	3.3%	2.1%	3.1%	1.7%	0.1%	1.3%
Nursing & Midwifery	7.1%	5.5%	9.5%	4.6%	6.3%	5.0%	5.4%	5.1%	9.0%	8.0%	5.4%	4.4%	5.2%	6.4%	6.4%	4.1%	0.4%	1.8%
Health & Social Care Professionals	5.5%	3.2%	3.8%	3.3%	3.9%	4.5%	3.5%	3.8%	5.4%	6.0%	4.0%	3.0%	4.0%	1.7%	4.0%	3.0%	0.2%	0.9%
Management & Administrative	7.3%	2.9%	7.2%	3.2%	4.8%	3.6%	6.3%	5.2%	7.6%	6.7%	5.6%	3.6%	5.2%	0.7%	3.8%	3.0%	0.2%	0.6%
General Support	7.1%	2.5%	5.9%	8.4%	6.8%	10.4%	11.0%	10.5%	15.8%	9.3%	6.6%	7.1%	6.7%	4.4%	7.0%	5.7%	0.3%	0.9%
Patient & Client Care	10.2%	4.0%	9.9%	3.7%	5.5%	5.6%	4.1%	5.6%	12.5%	12.1%	6.3%	1.9%	6.1%	11.3%	7.2%	5.7%	0.3%	0.9%
Total September:	6.7%	4.5%	7.4%	3.8%	5.8%	5.6%	2.3%	4.4%	6.2%	8.3%	4.1%	3.0%	4.0%	4.5%	5.4%	3.9%	0.3%	1.2%
Medical & Dental	5.4%	0.8%	1.8%	1.8%	2.5%	0.6%	0.6%	0.6%	1.8%	4.5%	1.4%	0.0%	1.4%	1.1%	2.1%	1.5%	0.1%	0.6%
Nursing & Midwifery	6.6%	5.1%	8.8%	4.1%	7.0%	5.8%	4.2%	5.4%	7.5%	10.2%	4.8%	3.7%	4.6%	5.6%	6.4%	4.4%	0.4%	1.6%
Health & Social Care Professionals	6.4%	6.1%	4.4%	2.1%	3.2%	4.2%	2.0%	2.8%	4.7%	4.5%	3.2%	1.4%	3.2%	1.1%	4.0%	3.3%	0.2%	0.5%
Management & Administrative	6.5%	3.1%	8.5%	5.4%	2.9%	3.4%	2.8%	3.0%	8.1%	4.0%	3.4%	0.0%	2.8%	0.4%	3.2%	2.7%	0.2%	0.3%
General Support	5.7%	2.6%	3.0%	5.9%	7.0%	14.5%	0.9%	11.1%	9.8%	9.5%	8.0%	3.6%	6.8%	9.6%	6.9%	5.5%	0.3%	1.0%
Patient & Client Care	9.6%	4.8%	10.3%	3.7%	3.4%	4.9%	0.0%	4.7%	5.1%	10.5%	4.1%	4.4%	4.1%	15.0%	7.3%	4.6%	0.3%	2.3%
Total August:	6.2%	3.9%	7.4%	3.4%	5.3%	4.4%	1.9%	3.4%	6.2%	7.0%	3.9%	1.6%	3.5%	4.7%	4.9%	3.8%	0.3%	0.8%
Medical & Dental	4.8%	1.0%	1.3%	2.4%	2.7%	0.7%	0.1%	0.4%	1.5%	2.1%	2.2%	6.5%	2.3%	0.0%	1.9%	1.5%	0.1%	0.3%
Nursing & Midwifery	6.5%	5.0%	8.5%	3.7%	6.5%	3.6%	2.8%	3.4%	7.1%	7.0%	4.2%	1.8%	3.8%	6.6%	5.7%	4.3%	0.5%	0.9%
Health & Social Care Professionals	6.6%	3.6%	3.7%	2.9%	3.0%	4.9%	1.2%	2.3%	4.5%	4.8%	1.5%	0.0%	1.4%	0.2%	3.2%	2.8%	0.1%	0.3%
Management & Administrative	5.2%	2.1%	9.4%	2.9%	3.0%	1.4%	3.1%	2.4%	5.4%	6.7%	2.9%	0.6%	2.4%	0.6%	2.9%	2.7%	0.1%	0.1%
General Support	4.6%	2.7%	3.6%	4.0%	4.3%	7.7%	6.9%	7.5%	21.3%	8.8%	5.5%	1.5%	4.4%	4.7%	5.1%	4.3%	0.3%	0.5%
Patient & Client Care	9.1%	4.1%	11.8%	3.6%	5.5%	8.1%	0.0%	7.7%	8.3%	11.4%	6.3%	1.0%	6.1%	14.7%	7.5%	5.1%	0.3%	2.1%
Total July:	6.0%	3.5%	6.3%	3.7%	4.4%	3.8%	2.1%	3.1%	6.3%	6.1%	3.7%	2.5%	3.6%	3.8%	4.5%	3.5%	0.3%	0.7%
Medical & Dental	2.8%	2.7%	1.3%	2.8%	1.0%	4.9%	0.6%	2.3%	6.6%	1.3%	2.1%	0.0%	2.1%	0.0%	2.2%	2.0%	0.1%	0.1%
Nursing & Midwifery	6.6%	4.4%	7.7%	3.7%	5.1%	2.5%	3.6%	2.8%	6.1%	6.0%	4.2%	1.9%	3.8%	5.6%	5.0%	3.8%	0.4%	0.9%
Health & Social Care Professionals	4.1%	2.1%	3.0%	3.0%	2.9%	4.7%	0.2%	1.7%	5.4%	3.3%	2.0%	4.9%	2.1%	1.0%	2.8%	2.5%	0.1%	0.2%
Management & Administrative	4.6%	3.2%	7.4%	2.4%	2.9%	1.0%	3.3%	2.4%	3.0%	5.3%	1.5%	4.2%	2.0%	0.6%	2.6%	2.4%	0.1%	0.1%
General Support	7.4%	2.2%	4.0%	7.4%	5.3%	8.2%	11.7%	9.0%	14.4%	6.0%	4.8%	3.6%	4.4%	5.6%	5.7%	5.0%	0.3%	0.5%
Patient & Client Care	9.1%	2.8%	10.0%	3.9%	3.9%	5.5%	2.9%	5.4%	8.8%	12.8%	6.8%	0.0%	6.5%	10.1%	6.6%	4.7%	0.4%	1.6%
Total June:	5.5%	3.0%	6.9%	3.8%	5.0%	4.2%	2.1%	3.4%	4.7%	6.1%	3.2%	3.2%	3.2%	3.8%	4.4%	3.2%	0.3%	0.9%
Medical & Dental	0.1%	0.3%	2.9%	1.3%	0.1%	7.7%	0.3%	3.4%	4.7%	1.5%	0.6%	0.3%	0.6%	0.2%	1.3%	1.1%	0.1%	0.1%
Nursing & Midwifery	5.5%	4.3%	8.7%	4.3%	5.7%	2.3%	3.7%	2.7%	4.5%	6.3%	3.8%	2.5%	3.5%	5.8%	5.1%	3.6%	0.4%	1.1%
Health & Social Care Professionals	2.4%	1.8%	2.4%	1.9%	1.6%	5.0%	0.2%	1.7%	3.1%	3.1%	2.7%	0.0%	2.6%	0.9%	2.2%	2.0%	0.1%	0.1%
Management & Administrative	5.5%	1.0%	7.0%	4.1%	2.5%	8.7%	3.4%	5.5%	3.3%	4.8%	1.4%	6.1%	2.3%	0.4%	2.7%	2.3%	0.1%	0.3%
General Support	8.1%	0.6%	6.2%	8.0%	7.3%	10.0%	12.7%	10.6%	14.0%	5.4%	5.3%	4.6%	5.1%	0.7%	6.2%	5.2%	0.3%	0.6%
Patient & Client Care	12.0%	3.1%	10.0%	4.7%	4.8%	2.6%	0.0%	2.5%	8.0%	12.0%	4.4%	0.0%	4.2%	10.8%	6.8%	4.5%	0.3%	2.0%
Total May:	6.1%	4.4%	9.7%	5.6%	6.6%	4.7%	3.7%	4.3%	7.1%	8.4%	5.8%	5.9%	5.8%	5.5%	6.2%	3.5%	0.2%	2.5%
Medical & Dental	1.2%	0.0%	8.2%	3.1%	1.7%	1.9%	1.3%	1.6%	1.7%	5.0%	3.6%	0.0%	3.5%	2.4%	2.7%	1.4%	0.1%	1.2%
Nursing & Midwifery	6.0%	6.7%	13.3%	6.9%	6.8%	4.7%	6.8%	5.2%	12.4%	8.7%	6.4%	5.4%	6.3%	8.5%	7.7%	4.1%	0.3%	3.3%
Health & Social Care Professionals	3.7%	2.4%	1.9%	3.1%	3.6%	5.7%	1.8%	2.8%	2.5%	4.8%	2.2%	2.8%	2.3%	0.0%	2.8%	2.1%	0.0%	0.6%
Management & Administrative	7.1%	2.4%	6.6%	3.2%	7.6%	3.9%	3.9%	3.9%	3.5%	6.7%	4.6%	8.0%	5.3%	0.3%	3.7%	2.4%	0.1%	1.2%
General Support	7.8%	1.0%	7.9%	10.6%	8.0%	10.8%	10.8%	10.8%	14.7%	7.1%	4.5%	8.1%	5.5%	2.2%	7.2%	5.5%	0.3%	1.5%
Patient & Client Care	11.7%	3.6%	9.5%	3.8%	7.4%	2.1%	2.0%	2.1%	6.4%	14.2%	10.5%	0.0%	10.2%	14.9%	8.4%	4.4%	0.3%	3.7%
Total April:	8.7%	5.9%	9.9%	6.5%	7.7%	7.4%	13.0%	9.6%	14.2%	11.8%	8.3%	6.1%	7.9%	6.8%	8.3%	3.7%	0.2%	4.4%
Medical & Dental	6.1%	3.3%	8.1%	4.7%	8.4%	0.8%	10.4%	6.3%	7.0%	8.5%	6.5%	4.7%	6.5%	5.7%	6.3%	1.5%	0.1%	4.6%
Nursing & Midwifery	9.2%	7.9%	12.2%	7.2%	7.9%	8.2%	10.9%	8.8%	23.7%	11.9%	8.0%	6.1%	7.7%	9.8%	9.5%	4.0%	0.2%	5.2%
Health & Social Care Professionals	4.7%	3.3%	6.1%	5.7%	4.9%	5.1%	12.7%	10.4%	2.9%	8.1%	8.6%	0.0%	8.3%	6.9%	6.3%	3.1%	0.2%	3.1%
Management & Administrative	10.4%	2.4%	7.5%	3.7%	7.5%	4.4%	16.8%	11.7%	8.0%	9.1%	8.6%	2.0%	7.3%	0.8%	5.2%	2.6%	0.3%	2.4%
General Support	6.7%	1.2%	8.9%	12.2%	8.8%	14.6%	27.1%	17.5%	22.0%	16.2%	7.9%	11.5%	9.0%	1.2%	9.5%	6.2%	0.3%	3.0%
Patient & Client Care	13.3%	6.7%	9.4%	4.4%	6.7%	7.5%	0.0%	7.1%	29.0%	16.4%	10.2%	0.0%	9.8%	16.8%	9.7%	4.2%	0.1%	5.4%
Total March:	9.8%	6.4%	9.4%	4.2%	6.0%	7.1%	5.5%	6.4%	24.9%	10.2%	8.1%	8.3%	8.1%	5.8%	7.7%	4.1%	0.4%	3.2%
Medical & Dental	9.0%	3.2%	6.7%	3.6%	1.4%	5.9%	4.0%	4.8%	28.5%	8.4%	8.5%	4.5%	8.4%	8.1%	6.9%	2.5%	0.2%	4.2%
Nursing & Midwifery	10.2%	7.9%	11.1%	4.0%	7.1%	6.0%	5.4%	5.8%	22.6%	9.2%	7.5%	8.5%	7.7%	8.8%	8.3%	4.1%	0.4%	3.7%
Health & Social Care Professionals	7.3%	5.6%	7.5%	4.3%	4.5%	8.9%	4.9%	5.8%	19.2%	12.1%	8.8%	7.8%	8.7%	3.9%	7.4%	3.8%	0.3%	3.3%
Management & Administrative	11.1%	4.9%	6.0%	4.9%	4.3%	7.5%	6.5%	6.9%	30.3%	9.7%	10.1%	7.4%	9.5%	0.8%	5.5%	3.7%	0.4%	1.4%
General Support	8.3%	4.5%	8.9%	7.6%	5.5%	10.1%	8.2%	9.6%	39.0%	10.1%	9.2%	10.2%	9.5%	3.4%	7.4%	5.9%	0.5%	1.0%
Patient & Client Care	10.5%	5.9%	9.5%	2.9%	6.6%	8.5%	26.3%	9.4%	54.2%	13.6%	7.1%	0.0%	6.8%	11.0%	8.4%	4.7%	0.4%	3.4%
Total February:	6.2%	2.3%	5.7%	3.9%	4.8%	4.3%	4.5%	4.4%	6.8%	6.7%	4.5%	5.7%	4.7%	2.2%	4.5%	4.0%	0.5%	
Medical & Dental	1.3%	0.9%	2.7%	1.3%	3.0%	3.5%	0.5%	1.7%	4.0%	4.5%	2.3%	0.0%	2.2%	0.4%	2.1%	1.8%	0.3%	
Nursing & Midwifery	6.3%	3.1%	6.7%	4.1%	4.5%	4.5%	3.6%	4.3%	5.6%	5.8%	4.3%	5.5%	4.5%	3.0%	4.6%	4.0%	0.6%	
Health & Social Care Professionals	6.0%	1.2%	1.8%	3.0%	4.0%	1.2%	3.5%	2.9%	8.2%	7.5%	4.0%	4.2%	4.0%	0.3%	3.6%	3.4%	0.3%	
Management & Administrative	8.5%	2.9%	5.3%	3.0%	3.7%	1.8%	10.6%	7.2%	16.3%	7.2%	8.0%	2.1%	6.9%	0.9%	4.2%	3.9%	0.2%	
General Support	7.3%	2.5%	6.6%	8.7%	7.3%	5.2%	10.9%	6.7%	0.0%	9.9%	8.4%	10.9%	9.1%	7.4%	7.4%	7.1%	0.3%	
Patient & Client Care	6.9%	1.4%	10.7%	3.7%	4.6%	6.7%	0.0%	6.4%	20.0%	9.2%	3.2%	0.0%	3.0%	3.7%	4.8%	4.3%	0.5%	
Total January:	6.7%	4.1%	6.3%	3.9%	6.2%	5.6%	5.1%	5.4%	5.8%	6.8%	4.7%	5.1%	4.8%	2.3%	5.0%	4.5%	0.5%	
Medical & Dental	0.8%	2.0%	3.8%	1.4%	3.2%	0.0%	0.8%	0.5%	4.5%	3.0%	2.7%	0.0%	2.6%	0.4%	2.1%	2.0%	0.2%	
Nursing & Midwifery	6.6%	5.1%	7.6%	4.6%	5.8%	7.4%	7.9%	7.5%	5.9%	6.7%	4.8%	4.3%	4.7%	3.7%	5.5%	5.0%	0.6%	
Health & Social Care Professionals	8.7%	2.4%	3.1%	2.3%	7.3%	1.0%	4.7%	3.7%	3.1%	6.3%	3.1%	5.2%	3.2%	0.4%	4.0%	3.7%	0.3%	
Management & Administrative	6.9%	3.8%	7.5%	1.8%	7.3%	1.0%	5.9%	3.9%	12.4%	6.6%	9.6%	2.2%	8.1%	1.1%	4.2%	3.9%	0.4%	
General Support	7.4%	5.2%	4.3%	7.9%	7.4%	10.9%	10.2%	10.7%	0.0%	10.6%	5.5%	9.4%	6.7%	3.1%	7.2%	6.7%	0.5%	
Patient & Client Care	9.6%	3.3%	8.0%	3.0%	5.7%	5.0%	0.0%	4.9%	16.0%	8.4%	3.5%	11.3%	3.8%	2.1%	5.1%	4.6%	0.5%	
Mental Health: 2019 overall	6.1%	4.1%	5.9%	3.3%	5.3%	4.7%	3.5%	4.1%	5.0%	5.7%	4.5%	3.8%	4.4%		4.7%	4.3%	0.5%	
Medical & Dental	1.5%	1.2%	4.8%	1.0%	2.8%	0.8%	0.6%	0.7%	1.9%	1.2%	3.3%	0.8%	3.3%		1.9%	1.7%	0.2%	
Nursing & Midwifery	6.3%	5.4%	6.8%	3.7%	5.1%	5.5%	3.1%	4.9%	4.5%	6.0%	4.4%	3.4%	4.2%		5.1%	4.6%	0.5%	
Health & Social Care Professionals	5.4%	4.3%	3.5%	2.8%	6.1%	4.9%	5.0%	5.0%	4.2%	4.6%	3.4%	2.0%	3.3%		4.1%	3.8%	0.4%	
Management & Administrative	6.1%	3.5%	4.4%	2.4%	5.1%	3.5%	3.2%	3.3%	9.6%	5.4%	6.2%	3.2%	5.7%		4.6%	4.3%	0.4%	
General Support	8.7%	3.8%	7.1%	3.5%	6.2%	5.2%	7.0%	5.8%	12.6%	8.0%	5.7%	5.8%	5.7%		6.0%	5.7%	0.4%	
Patient & Client Care	7.7%	2.7%	7.2%	3.7%	5.6%	3.8%	0.0%	3.6%	17.7%	7.2%	4.5%	5.6%	4.5%		4.9%	5.7%	0.4%	

Mental Health Absence Rate - by Staff Category & S38 Agency	St. John of God (MHS)	St. Vincent's, Fairview	Total absence	Certified absence	Self-certified absence	COVID-19 absence
Mental Health: S38 2020 overall	4.5%	4.6%	4.6%	2.5%	0.6%	1.4%
Medical & Dental	2.1%	1.8%	2.1%	0.4%	0.2%	1.5%
Nursing & Midwifery	5.4%	4.4%	4.8%	2.9%	0.7%	1.2%
Health & Social Care Professionals	3.5%	3.0%	3.5%	1.3%	0.4%	1.8%
Management & Administrative	6.3%	3.6%	5.2%	3.1%	0.9%	1.2%
General Support	11.0%	7.1%	8.0%	5.4%	1.3%	1.3%
Patient & Client Care	4.1%	1.9%	2.5%	1.4%	0.2%	1.0%
Total September:	2.3%	3.0%	2.6%	2.1%	0.3%	0.2%
Medical & Dental	0.6%	0.0%	0.6%	0.6%		
Nursing & Midwifery	4.2%	3.7%	3.9%	2.9%	0.4%	0.6%
Health & Social Care Professionals	2.0%	1.4%	1.9%	1.8%	0.1%	
Management & Administrative	2.8%	0.0%	1.7%	1.7%		
General Support	0.9%	3.6%	2.9%	2.2%	0.7%	
Patient & Client Care	0.0%	4.4%	3.2%	3.2%		
Total August:	1.9%	1.6%	1.8%	1.4%	0.3%	0.1%
Medical & Dental	0.1%	6.5%	0.6%		0.1%	0.5%
Nursing & Midwifery	2.8%	1.8%	2.2%	1.7%	0.5%	
Health & Social Care Professionals	1.2%	0.0%	1.1%	0.9%	0.1%	
Management & Administrative	3.1%	0.6%	2.1%	2.0%	0.1%	
General Support	6.9%	1.5%	2.7%	2.5%	0.1%	
Patient & Client Care	0.0%	1.0%	0.7%		0.7%	
Total July:	2.1%	2.5%	2.3%	2.1%	0.2%	
Medical & Dental	0.6%	0.0%	0.5%	0.3%	0.3%	
Nursing & Midwifery	3.6%	1.9%	2.5%	2.2%	0.2%	
Health & Social Care Professionals	0.2%	4.9%	0.5%	0.3%	0.3%	
Management & Administrative	3.3%	4.2%	3.7%	3.6%	0.1%	
General Support	11.7%	3.6%	5.3%	5.1%	0.2%	
Patient & Client Care	2.9%	0.0%	0.8%		0.8%	
Total June:	2.1%	3.2%	2.6%	2.0%	0.5%	0.1%
Medical & Dental	0.3%	0.0%	0.3%	0.3%		
Nursing & Midwifery	3.7%	2.5%	2.9%	1.8%	1.1%	
Health & Social Care Professionals	0.2%	0.0%	0.2%		0.2%	
Management & Administrative	3.4%	6.1%	4.5%	4.5%		
General Support	12.7%	4.6%	6.4%	5.0%	0.8%	0.6%
Patient & Client Care	0.0%	0.0%	0.0%			
Total May:	3.7%	5.9%	4.6%	2.5%	0.2%	1.8%
Medical & Dental	1.3%	0.0%	1.2%	0.6%	0.1%	0.6%
Nursing & Midwifery	6.8%	5.4%	5.9%	4.0%	0.1%	1.8%
Health & Social Care Professionals	1.8%	2.8%	1.8%	0.5%		1.3%
Management & Administrative	3.9%	8.0%	5.5%	2.3%	0.5%	2.6%
General Support	10.8%	8.1%	8.8%	4.2%	0.9%	3.6%
Patient & Client Care	2.0%	0.0%	0.5%	0.5%		
Total April:	13.0%	6.1%	10.0%	1.2%	1.9%	6.9%
Medical & Dental	10.4%	4.7%	10.0%		1.0%	9.0%
Nursing & Midwifery	10.9%	6.1%	7.7%	1.4%	1.4%	4.9%
Health & Social Care Professionals	12.7%	0.0%	11.9%		1.4%	10.5%
Management & Administrative	16.8%	2.0%	10.9%	0.5%	3.7%	6.7%
General Support	27.1%	11.5%	15.1%	5.5%	3.5%	6.1%
Patient & Client Care	0.0%	0.0%	0.0%			
Total March:	5.5%	8.3%	6.7%	2.1%	1.6%	3.1%
Medical & Dental	4.0%	4.5%	4.1%	0.5%		3.6%
Nursing & Midwifery	5.4%	8.5%	7.5%	3.2%	1.0%	3.3%
Health & Social Care Professionals	4.9%	7.8%	5.1%	0.1%	1.1%	3.8%
Management & Administrative	6.5%	7.4%	6.8%	1.3%	3.7%	1.8%
General Support	8.2%	10.2%	9.8%	4.8%	3.9%	1.0%
Patient & Client Care	26.3%	0.0%	8.3%			8.3%
Total February:	4.5%	5.7%	5.0%	4.6%	0.4%	
Medical & Dental	0.5%	0.0%	0.5%	0.5%		
Nursing & Midwifery	3.6%	5.5%	4.8%	3.7%	1.1%	
Health & Social Care Professionals	3.5%	4.2%	3.5%	3.5%		
Management & Administrative	10.6%	2.1%	7.6%	7.6%		
General Support	10.9%	10.9%	10.9%	10.7%	0.2%	
Patient & Client Care	0.0%	0.0%	0.0%			
Total January:	5.1%	5.1%	5.1%	4.9%	0.2%	
Medical & Dental	0.8%	0.0%	0.8%	0.8%		
Nursing & Midwifery	7.9%	4.3%	5.4%	5.1%	0.4%	
Health & Social Care Professionals	4.7%	5.2%	4.8%	4.8%		
Management & Administrative	5.9%	2.2%	4.4%	4.1%	0.2%	
General Support	10.2%	9.4%	9.6%	9.0%	0.6%	
Patient & Client Care	0.0%	11.3%	9.3%	9.3%		
Mental Health: S38 2019 overall	3.5%	3.8%	3.6%	3.1%	0.5%	
Medical & Dental	0.6%	0.8%	0.6%	0.3%	0.3%	
Nursing & Midwifery	3.1%	3.4%	3.3%	2.8%	0.5%	
Health & Social Care Professionals	5.0%	2.0%	4.8%	4.2%	0.6%	
Management & Administrative	3.2%	3.2%	3.2%	2.7%	0.5%	
General Support	7.0%	5.8%	6.1%	5.8%	0.3%	
Patient & Client Care	0.0%	5.6%	4.2%	3.8%	0.4%	