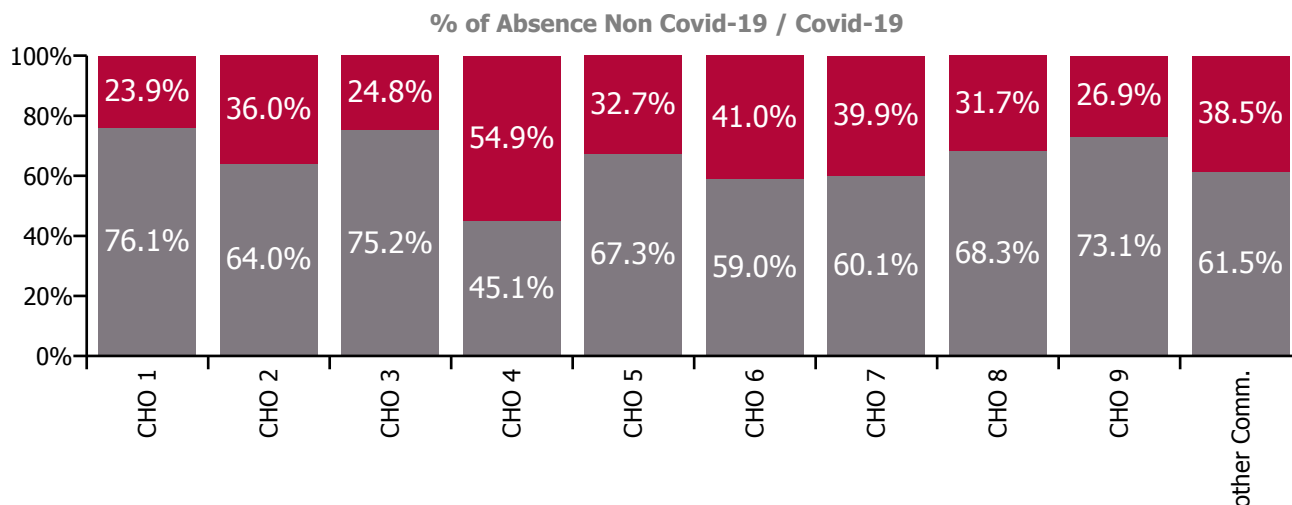
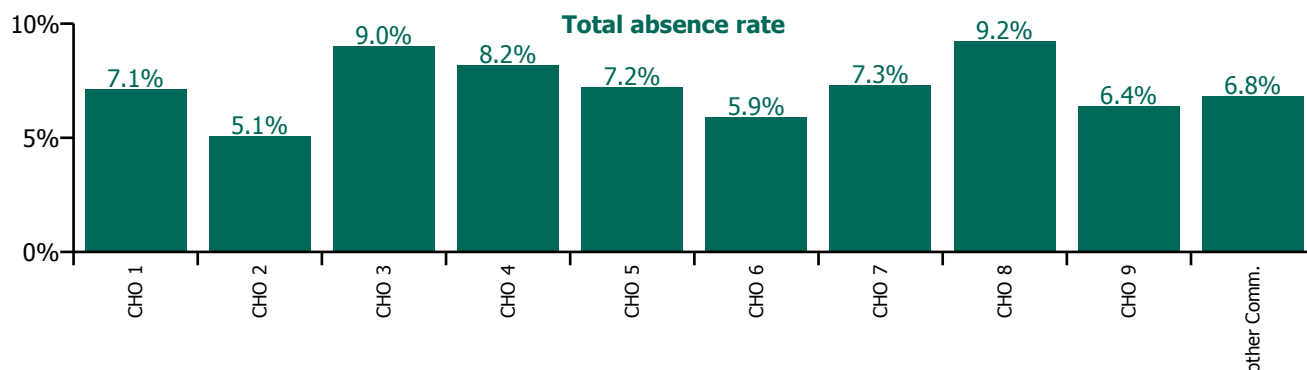


April 2022

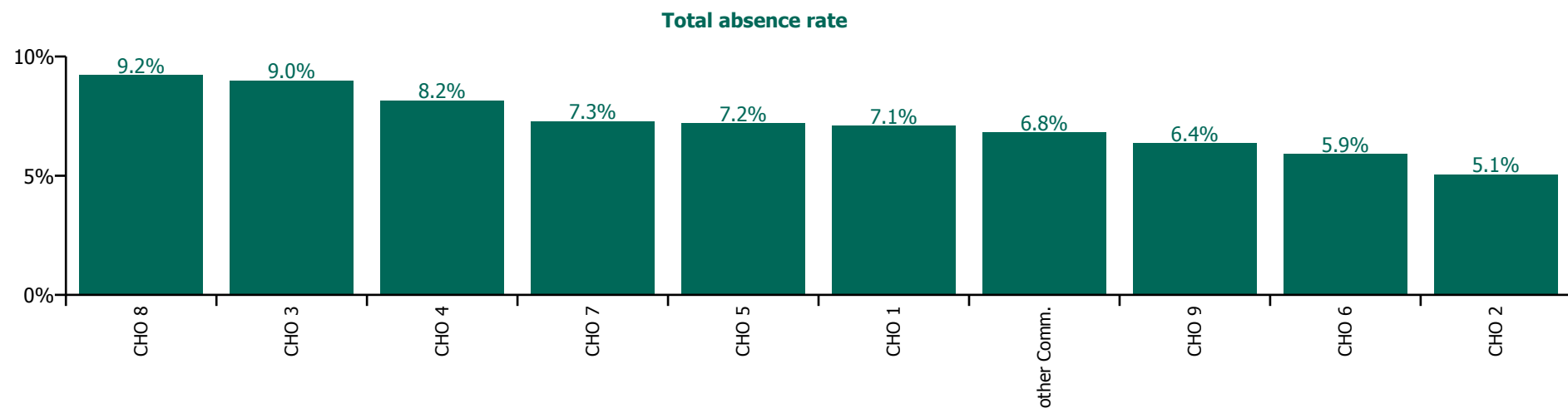
Health Service Absence Rate - by Staff Category: Apr 2022	Certified absence	Self-certified absence	Non Covid-19 absence	Covid-19 absence	Total absence rate	% Non Covid-19 absence	% Covid-19 absence
Mental Health	4.1%	0.5%	4.6%	2.6%	7.2%	64.3%	35.7%
Medical & Dental	2.0%	0.1%	2.0%	1.1%	3.1%	65.8%	34.2%
Nursing & Midwifery	4.4%	0.6%	5.0%	3.0%	8.0%	62.3%	37.7%
Health & Social Care Professionals	3.0%	0.3%	3.3%	2.0%	5.3%	62.5%	37.5%
Management & Administrative	3.3%	0.3%	3.6%	2.0%	5.6%	64.2%	35.8%
General Support	5.5%	0.5%	6.0%	2.6%	8.6%	69.8%	30.2%
Patient & Client Care	5.8%	0.5%	6.3%	2.8%	9.1%	69.3%	30.7%

Health Service Absence Rate - Care Group by CHO: Apr 2022	Certified absence	Self-certified absence	Non Covid-19 absence	Covid-19 absence	Total absence rate	% Non Covid-19 absence	% Covid-19 absence
Mental Health	4.1%	0.5%	4.6%	2.6%	7.2%	64.3%	35.7%
CHO 1	5.0%	0.4%	5.4%	1.7%	7.1%	76.1%	23.9%
CHO 2	3.1%	0.1%	3.2%	1.8%	5.1%	64.0%	36.0%
CHO 3	6.3%	0.5%	6.8%	2.2%	9.0%	75.2%	24.8%
CHO 4	3.2%	0.5%	3.7%	4.5%	8.2%	45.1%	54.9%
CHO 5	4.4%	0.4%	4.8%	2.4%	7.2%	67.3%	32.7%
CHO 6	3.0%	0.5%	3.5%	2.4%	5.9%	59.0%	41.0%
CHO 7	4.0%	0.4%	4.4%	2.9%	7.3%	60.1%	39.9%
CHO 8	5.9%	0.4%	6.3%	2.9%	9.2%	68.3%	31.7%
CHO 9	4.2%	0.5%	4.7%	1.7%	6.4%	73.1%	26.9%
Other Community Services	3.1%	1.1%	4.2%	2.6%	6.8%	61.5%	38.5%

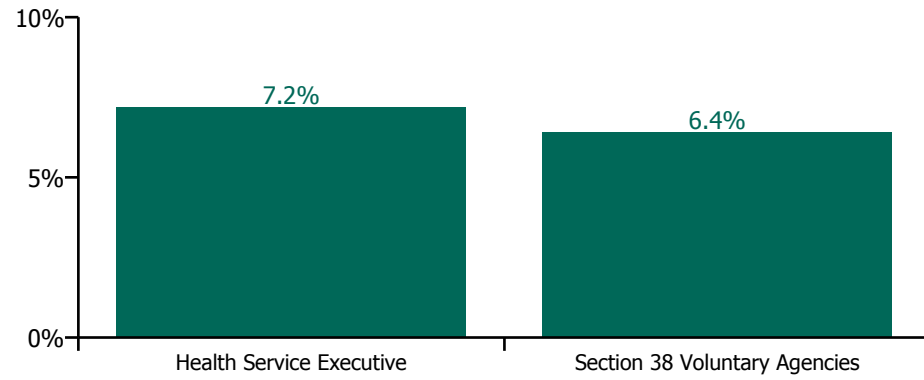


April 2022

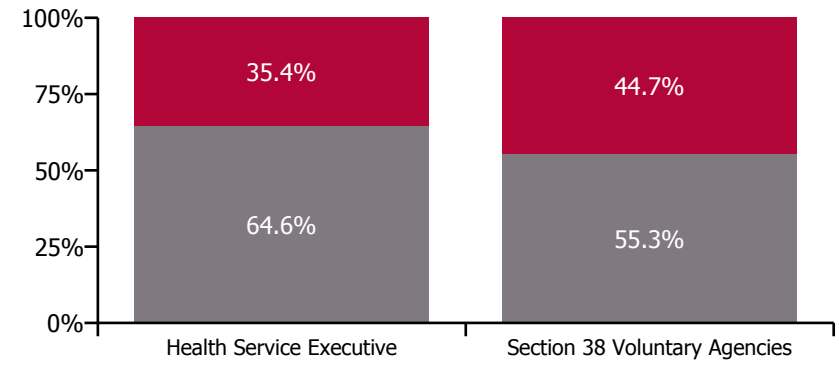
Health Service Absence Rate - by Hospital Group & Staff Category: Apr 2022	Medical & Dental	Nursing & Midwifery	Health & Social Care Professionals	Management & Administrative	General Support	Patient & Client Care	Certified absence	Self-certified absence	Non Covid-19 absence	Covid-19 absence	Total absence rate
Mental Health	3.1%	8.0%	5.3%	5.6%	8.6%	9.1%	4.1%	0.5%	4.6%	2.6%	7.2%
CHO 1	1.4%	8.0%	3.3%	7.2%	12.0%	8.1%	5.0%	0.4%	5.4%	1.7%	7.1%
CHO 2	0.5%	6.6%	3.7%	2.4%	2.7%	5.8%	3.1%	0.1%	3.2%	1.8%	5.1%
CHO 3	12.7%	8.6%	6.6%	9.1%	8.9%	11.6%	6.3%	0.5%	6.8%	2.2%	9.0%
CHO 4	6.2%	9.5%	5.3%	6.4%	6.2%	7.6%	3.2%	0.5%	3.7%	4.5%	8.2%
CHO 5	1.1%	7.9%	5.8%	3.9%	10.4%	6.2%	4.4%	0.4%	4.8%	2.4%	7.2%
CHO 6	1.0%	6.9%	6.1%	6.8%	4.5%	7.7%	3.0%	0.5%	3.5%	2.4%	5.9%
CHO 7	1.7%	7.0%	5.3%	8.6%	7.9%	14.9%	4.0%	0.4%	4.4%	2.9%	7.3%
CHO 8	1.8%	9.9%	5.7%	6.6%	16.5%	13.4%	5.9%	0.4%	6.3%	2.9%	9.2%
CHO 9	4.6%	6.1%	4.7%	7.3%	7.7%	8.9%	4.2%	0.5%	4.7%	1.7%	6.4%
Other Community Services	1.0%	8.7%	7.8%	1.6%	4.6%	8.4%	3.1%	1.1%	4.2%	2.6%	6.8%



Total absence rate



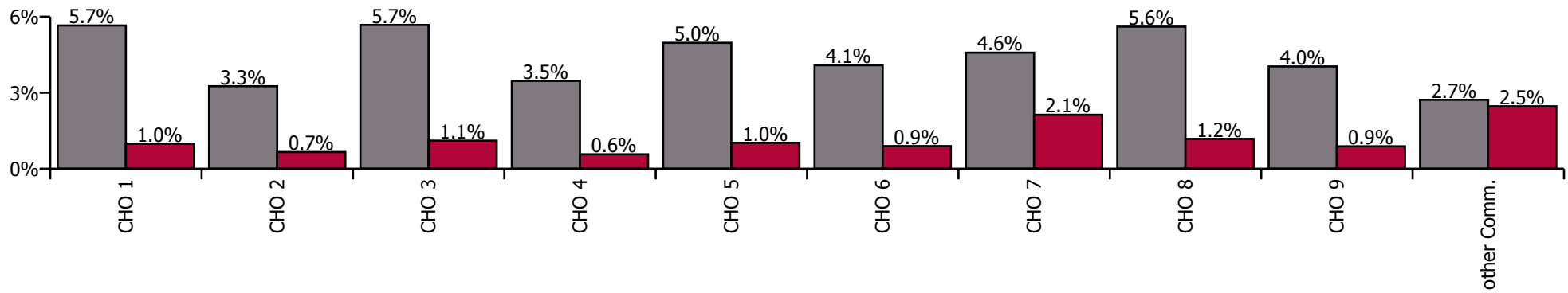
Non Covid-19 & Covid-19 Absence



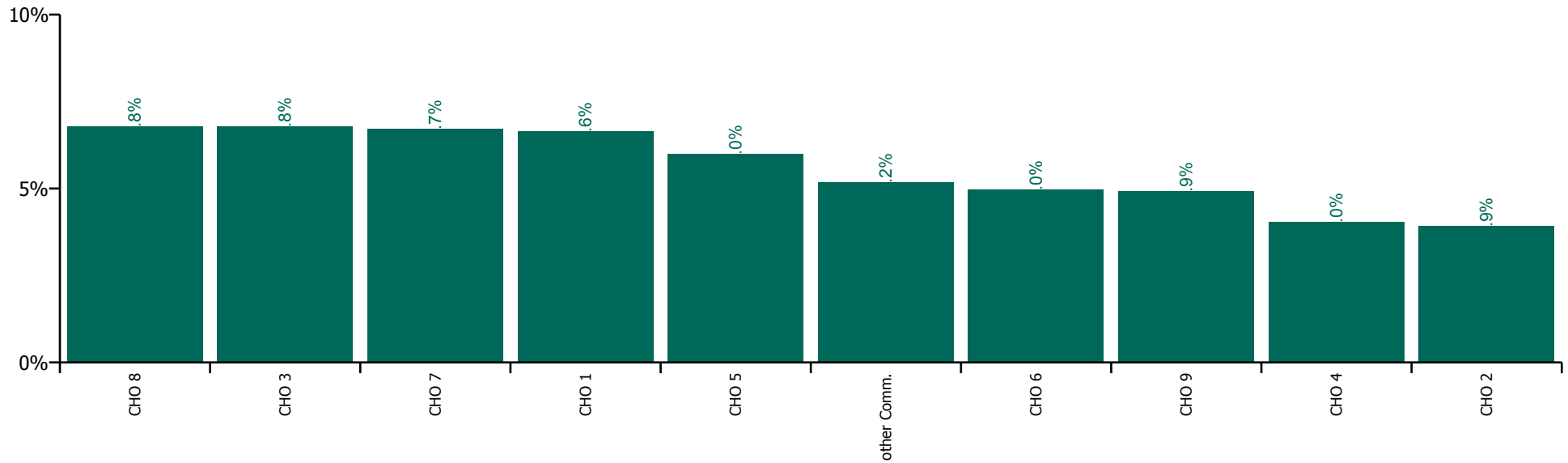
April 2022

Health Service Absence Rate by Hospital: Apr 2022	Medical & Dental	Nursing & Midwifery	Health & Social Care Professionals	Management & Administrative	General Support	Patient & Client Care	Certified absence	Self-certified absence	Non Covid-19 absence	Covid-19 absence	Total absence rate
Mental Health	2.4%	6.2%	4.1%	4.1%	6.6%	6.4%	4.0%	0.4%	4.4%	1.0%	5.4%
Health Service Executive	3.2%	7.1%	5.4%	6.0%	8.7%	7.8%	5.3%	0.4%	5.7%	1.0%	6.6%
CHO 1	3.2%	7.1%	5.4%	6.0%	8.7%	7.8%	5.3%	0.4%	5.7%	1.0%	6.6%
Health Service Executive	1.1%	5.0%	3.2%	3.1%	2.9%	3.6%	3.1%	0.2%	3.3%	0.7%	3.9%
CHO 2	1.1%	5.0%	3.2%	3.1%	2.9%	3.6%	3.1%	0.2%	3.3%	0.7%	3.9%
Health Service Executive	4.6%	8.2%	3.9%	5.8%	5.3%	8.3%	5.2%	0.4%	5.7%	1.1%	6.8%
CHO 3	4.6%	8.2%	3.9%	5.8%	5.3%	8.3%	5.2%	0.4%	5.7%	1.1%	6.8%
Health Service Executive	1.9%	4.7%	3.0%	2.9%	4.8%	4.3%	3.1%	0.4%	3.5%	0.6%	4.0%
CHO 4	1.9%	4.7%	3.0%	2.9%	4.8%	4.3%	3.1%	0.4%	3.5%	0.6%	4.0%
Health Service Executive	2.5%	6.4%	4.9%	4.8%	6.8%	6.8%	4.5%	0.5%	5.0%	1.0%	6.0%
CHO 5	2.5%	6.4%	4.9%	4.8%	6.8%	6.8%	4.5%	0.5%	5.0%	1.0%	6.0%
Health Service Executive	2.1%	6.2%	5.7%	4.1%	8.1%	5.1%	4.2%	0.5%	4.7%	1.1%	5.7%
Section 38 Voluntary Agencies	1.7%	3.9%	4.4%	4.5%	7.7%	2.1%	2.8%	0.4%	3.2%	0.7%	3.9%
CHO 6	1.8%	5.7%	4.8%	4.3%	8.0%	5.0%	3.6%	0.5%	4.1%	0.9%	5.0%
Health Service Executive	2.2%	7.2%	4.8%	7.6%	12.5%	12.5%	4.2%	0.4%	4.6%	2.1%	6.7%
CHO 7	2.2%	7.2%	4.8%	7.6%	12.5%	12.5%	4.2%	0.4%	4.6%	2.1%	6.7%
Health Service Executive	2.1%	7.2%	5.0%	5.6%	9.6%	9.4%	5.1%	0.5%	5.6%	1.2%	6.8%
CHO 8	2.1%	7.2%	5.0%	5.6%	9.6%	9.4%	5.1%	0.5%	5.6%	1.2%	6.8%
Health Service Executive	3.2%	5.3%	4.3%	6.0%	6.5%	5.6%	3.8%	0.4%	4.2%	0.9%	5.1%
Section 38 Voluntary Agencies	2.0%	3.6%	2.2%	4.1%	5.7%	3.3%	2.9%	0.4%	3.2%	0.7%	3.9%
CHO 9	3.2%	4.9%	4.2%	5.6%	6.3%	5.5%	3.7%	0.4%	4.0%	0.9%	4.9%
Other Community Services	1.9%	7.7%	2.0%	0.6%	6.0%	9.6%	2.2%	0.6%	2.7%	2.5%	5.2%

Non Covid-19 / Covid-19 absence rates



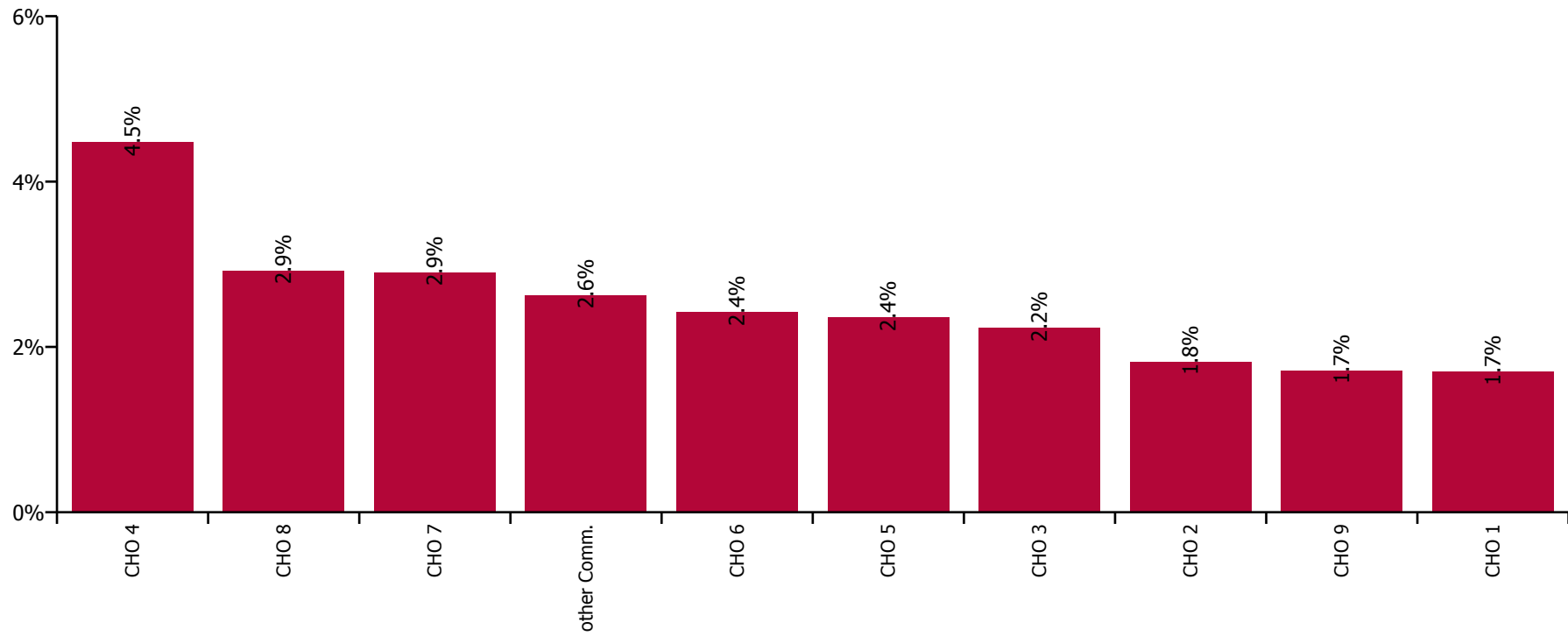
Total absence rate



April 2022

Health Service Covid-19 Absence Rate - by Staff Category & Hospital: Apr 2022	Medical & Dental	Nursing & Midwifery	Health & Social Care Professionals	Management & Administrative	General Support	Patient & Client Care	Covid-19 absence	Non Covid-19 absence	Total absence rate
Mental Health	1.1%	3.0%	2.0%	5.6%	2.6%	2.8%	2.6%	4.6%	7.2%
Health Service Executive	0.4%	2.2%	1.1%	7.2%	1.4%	1.2%	1.7%	5.4%	7.1%
CHO 1	0.4%	2.2%	1.1%	7.2%	1.4%	1.2%	1.7%	5.4%	7.1%
Health Service Executive	0.2%	2.5%	0.7%	2.4%	1.5%	2.1%	1.8%	3.2%	5.1%
CHO 2	0.2%	2.5%	0.7%	2.4%	1.5%	2.1%	1.8%	3.2%	5.1%
Health Service Executive	2.1%	2.3%	2.4%	9.1%	2.6%	1.7%	2.2%	6.8%	9.0%
CHO 3	2.1%	2.3%	2.4%	9.1%	2.6%	1.7%	2.2%	6.8%	9.0%
Health Service Executive	3.4%	5.0%	3.1%	6.4%	3.4%	4.3%	4.5%	3.7%	8.2%
CHO 4	3.4%	5.0%	3.1%	6.4%	3.4%	4.3%	4.5%	3.7%	8.2%
Health Service Executive	0.0%	2.9%	1.7%	3.9%	3.0%	0.6%	2.4%	4.8%	7.2%
CHO 5	0.0%	2.9%	1.7%	3.9%	3.0%	0.6%	2.4%	4.8%	7.2%
Health Service Executive	1.0%	2.4%	0.4%	2.8%	1.0%	2.1%	1.8%	3.8%	5.6%
Section 38 Voluntary Agencies	0.0%	6.1%	3.6%	9.0%	0.0%	5.4%	3.4%	3.0%	6.4%
CHO 6	0.4%	3.2%	2.3%	6.8%	0.7%	2.3%	2.4%	3.5%	5.9%
Health Service Executive	0.9%	2.8%	1.9%	8.6%	6.2%	6.3%	2.9%	4.4%	7.3%
CHO 7	0.9%	2.8%	1.9%	8.6%	6.2%	6.3%	2.9%	4.4%	7.3%
Health Service Executive	1.0%	3.3%	2.3%	6.6%	5.2%	2.4%	2.9%	6.3%	9.2%
CHO 8	1.0%	3.3%	2.3%	6.6%	5.2%	2.4%	2.9%	6.3%	9.2%
Health Service Executive	1.2%	1.6%	2.1%	7.0%	1.7%	1.9%	1.7%	4.7%	6.4%
Section 38 Voluntary Agencies	8.1%	1.6%	0.0%	8.6%	1.6%	14.2%	2.1%	4.3%	6.4%
CHO 9	1.4%	1.6%	2.1%	7.3%	1.6%	2.3%	1.7%	4.7%	6.4%
Other Community Services	0.1%	3.3%	1.1%	1.6%	2.5%	3.6%	2.6%	4.2%	6.8%

Covid-19 absence rate



April 2022

Health Service Absence Rate - by Staff Category: Apr 2022	Certified absence	Self- certified absence	Non Covid-19 absence	Covid-19 absence	Total absence rate	% Non Covid-19 absence	% Covid-19 absence
HSE Mental Health CHO 1	5.0%	0.4%	5.4%	1.7%	7.1%	76.1%	23.9%
Medical & Dental	0.8%	0.1%	1.0%	0.4%	1.4%	71.2%	28.8%
Nursing & Midwifery	5.3%	0.5%	5.8%	2.2%	8.0%	73.1%	26.9%
Health & Social Care Professionals	1.7%	0.4%	2.1%	1.1%	3.3%	65.0%	35.0%
Management & Administrative	5.2%	0.2%	5.4%	1.8%	7.2%	75.1%	24.9%
General Support	10.2%	0.4%	10.6%	1.4%	12.0%	88.6%	11.4%
Patient & Client Care	6.6%	0.3%	6.9%	1.2%	8.1%	85.4%	14.6%

April 2022

Health Service Absence Rate - by Staff Category: Apr 2022	Certified absence	Self- certified absence	Non Covid-19 absence	Covid-19 absence	Total absence rate	% Non Covid-19 absence	% Covid-19 absence
HSE Mental Health CHO 2	3.1%	0.1%	3.2%	1.8%	5.1%	64.0%	36.0%
Medical & Dental	0.2%	0.1%	0.3%	0.2%	0.5%	63.6%	36.4%
Nursing & Midwifery	3.9%	0.1%	4.1%	2.5%	6.6%	61.9%	38.1%
Health & Social Care Professionals	3.0%	0.0%	3.0%	0.7%	3.7%	82.0%	18.0%
Management & Administrative	1.9%	0.0%	1.9%	0.5%	2.4%	77.7%	22.3%
General Support	1.1%	0.1%	1.2%	1.5%	2.7%	43.6%	56.4%
Patient & Client Care	3.5%	0.1%	3.7%	2.1%	5.8%	63.2%	36.8%

April 2022

Health Service Absence Rate - by Staff Category: Apr 2022	Certified absence	Self- certified absence	Non Covid-19 absence	Covid-19 absence	Total absence rate	% Non Covid-19 absence	% Covid-19 absence
HSE Mental Health CHO 3	6.3%	0.5%	6.8%	2.2%	9.0%	75.2%	24.8%
Medical & Dental	10.6%	0.0%	10.6%	2.1%	12.7%	83.5%	16.5%
Nursing & Midwifery	5.6%	0.7%	6.3%	2.3%	8.6%	73.2%	26.8%
Health & Social Care Professionals	3.9%	0.3%	4.3%	2.4%	6.6%	64.0%	36.0%
Management & Administrative	6.7%	0.3%	7.1%	2.0%	9.1%	77.7%	22.3%
General Support	6.0%	0.3%	6.3%	2.6%	8.9%	70.7%	29.3%
Patient & Client Care	9.6%	0.3%	9.9%	1.7%	11.6%	85.5%	14.5%

April 2022

Health Service Absence Rate - by Staff Category: Apr 2022	Certified absence	Self- certified absence	Non Covid-19 absence	Covid-19 absence	Total absence rate	% Non Covid-19 absence	% Covid-19 absence
HSE Mental Health CHO 4	3.2%	0.5%	3.7%	4.5%	8.2%	45.1%	54.9%
Medical & Dental	2.7%	0.0%	2.8%	3.4%	6.2%	44.8%	55.2%
Nursing & Midwifery	3.8%	0.7%	4.5%	5.0%	9.5%	47.5%	52.5%
Health & Social Care Professionals	2.0%	0.2%	2.2%	3.1%	5.3%	41.6%	58.4%
Management & Administrative	1.1%	0.2%	1.3%	5.2%	6.4%	20.0%	80.0%
General Support	2.2%	0.5%	2.8%	3.4%	6.2%	44.6%	55.4%
Patient & Client Care	3.0%	0.4%	3.4%	4.3%	7.6%	44.3%	55.7%

April 2022

Health Service Absence Rate - by Staff Category: Apr 2022	Certified absence	Self- certified absence	Non Covid-19 absence	Covid-19 absence	Total absence rate	% Non Covid-19 absence	% Covid-19 absence
HSE Mental Health CHO 5	4.4%	0.4%	4.8%	2.4%	7.2%	67.3%	32.7%
Medical & Dental	1.1%	0.0%	1.1%	0.0%	1.1%	100.0%	0.0%
Nursing & Midwifery	4.4%	0.5%	4.9%	2.9%	7.9%	62.7%	37.3%
Health & Social Care Professionals	4.0%	0.1%	4.1%	1.7%	5.8%	70.2%	29.8%
Management & Administrative	2.2%	0.1%	2.3%	1.6%	3.9%	59.7%	40.3%
General Support	7.0%	0.4%	7.4%	3.0%	10.4%	71.4%	28.6%
Patient & Client Care	4.9%	0.7%	5.6%	0.6%	6.2%	90.5%	9.5%

April 2022

Health Service Absence Rate - by Staff Category: Apr 2022	Certified absence	Self- certified absence	Non Covid-19 absence	Covid-19 absence	Total absence rate	% Non Covid-19 absence	% Covid-19 absence
HSE Mental Health CHO 6	3.0%	0.5%	3.5%	2.4%	5.9%	59.0%	41.0%
Medical & Dental	0.6%	0.0%	0.6%	0.4%	1.0%	60.3%	39.7%
Nursing & Midwifery	3.3%	0.4%	3.7%	3.2%	6.9%	53.3%	46.7%
Health & Social Care Professionals	3.5%	0.3%	3.8%	2.3%	6.1%	62.8%	37.2%
Management & Administrative	2.5%	1.0%	3.5%	3.2%	6.8%	52.1%	47.9%
General Support	2.3%	1.5%	3.8%	0.7%	4.5%	84.0%	16.0%
Patient & Client Care	4.6%	0.8%	5.4%	2.3%	7.7%	70.3%	29.7%

April 2022

Health Service Absence Rate - by Staff Category: Apr 2022	Certified absence	Self- certified absence	Non Covid-19 absence	Covid-19 absence	Total absence rate	% Non Covid-19 absence	% Covid-19 absence
HSE Mental Health CHO 7	4.0%	0.4%	4.4%	2.9%	7.3%	60.1%	39.9%
Medical & Dental	0.7%	0.0%	0.7%	0.9%	1.7%	44.2%	55.8%
Nursing & Midwifery	3.7%	0.5%	4.2%	2.8%	7.0%	59.8%	40.2%
Health & Social Care Professionals	3.2%	0.2%	3.3%	1.9%	5.3%	63.2%	36.8%
Management & Administrative	6.7%	0.4%	7.1%	1.5%	8.6%	82.7%	17.3%
General Support	1.7%	0.0%	1.7%	6.2%	7.9%	21.8%	78.2%
Patient & Client Care	7.8%	0.8%	8.6%	6.3%	14.9%	57.5%	42.5%

April 2022

Health Service Absence Rate - by Staff Category: Apr 2022	Certified absence	Self- certified absence	Non Covid-19 absence	Covid-19 absence	Total absence rate	% Non Covid-19 absence	% Covid-19 absence
HSE Mental Health CHO 8	5.9%	0.4%	6.3%	2.9%	9.2%	68.3%	31.7%
Medical & Dental	0.7%	0.1%	0.8%	1.0%	1.8%	44.1%	55.9%
Nursing & Midwifery	6.1%	0.5%	6.6%	3.3%	9.9%	66.5%	33.5%
Health & Social Care Professionals	3.3%	0.2%	3.4%	2.3%	5.7%	59.8%	40.2%
Management & Administrative	3.4%	0.2%	3.6%	3.0%	6.6%	54.7%	45.3%
General Support	10.8%	0.6%	11.4%	5.2%	16.5%	68.8%	31.2%
Patient & Client Care	10.5%	0.5%	11.0%	2.4%	13.4%	82.0%	18.0%

April 2022

Health Service Absence Rate - by Staff Category: Apr 2022	Certified absence	Self- certified absence	Non Covid-19 absence	Covid-19 absence	Total absence rate	% Non Covid-19 absence	% Covid-19 absence
HSE Mental Health CHO 9	4.2%	0.5%	4.7%	1.7%	6.4%	73.1%	26.9%
Medical & Dental	3.0%	0.2%	3.3%	1.4%	4.6%	70.7%	29.3%
Nursing & Midwifery	4.0%	0.5%	4.5%	1.6%	6.1%	74.1%	25.9%
Health & Social Care Professionals	2.0%	0.6%	2.6%	2.1%	4.7%	55.5%	44.5%
Management & Administrative	5.2%	0.5%	5.7%	1.6%	7.3%	78.1%	21.9%
General Support	5.7%	0.3%	6.0%	1.6%	7.7%	78.7%	21.3%
Patient & Client Care	6.1%	0.5%	6.5%	2.3%	8.9%	73.9%	26.1%

April 2022

Health Service Absence Rate - by Staff Category: Apr 2022	Certified absence	Self- certified absence	Non Covid-19 absence	Covid-19 absence	Total absence rate	% Non Covid-19 absence	% Covid-19 absence
HSE Mental Health Other Community Services	3.1%	1.1%	4.2%	2.6%	6.8%	61.5%	38.5%
Medical & Dental	0.8%	0.0%	0.8%	0.1%	1.0%	84.8%	15.2%
Nursing & Midwifery	3.8%	1.6%	5.4%	3.3%	8.7%	61.8%	38.2%
Health & Social Care Professionals	6.4%	0.4%	6.7%	1.1%	7.8%	85.7%	14.3%
Management & Administrative	0.3%	0.2%	0.5%	1.0%	1.6%	35.2%	64.8%
General Support	1.5%	0.6%	2.1%	2.5%	4.6%	45.9%	54.1%
Patient & Client Care	3.8%	1.0%	4.9%	3.6%	8.4%	57.8%	42.2%

April 2022

St. John of God (MHS) absence by Staff Category	Certified absence	Self-certified absence	Non Covid-19 absence	Covid-19 absence	Total absence rate	% Non Covid-19 absence	% Covid-19 absence
St. John of God (MHS) (CHO 6)	2.6%	0.5%	3.0%	3.4%	6.4%	47.4%	52.6%
Medical & Dental	0.4%	0.0%	0.4%	0.0%	0.4%	100.0%	0.0%
Nursing & Midwifery	2.2%	0.2%	2.4%	6.1%	8.5%	28.6%	71.4%
Health & Social Care Professionals	3.7%	0.3%	4.0%	3.6%	7.6%	52.7%	47.3%
Management & Administrative	3.8%	1.5%	5.3%	3.8%	9.0%	58.3%	41.7%
General Support	3.1%	1.7%	4.8%	0.0%	4.8%	100.0%	0.0%
Patient & Client Care	0.0%	0.0%	0.0%	5.4%	5.4%	0.0%	100.0%

April 2022

St. Vincent's, Fairview absence by Staff Category	Certified absence	Self-certified absence	Non Covid-19 absence	Covid-19 absence	Total absence rate	% Non Covid-19 absence	% Covid-19 absence
St. Vincent's, Fairview (CHO 9)	3.9%	0.4%	4.3%	2.1%	6.4%	67.6%	32.4%
Medical & Dental	0.0%	0.0%	0.0%	8.1%	8.1%	0.0%	100.0%
Nursing & Midwifery	2.7%	0.4%	3.1%	1.6%	4.7%	66.3%	33.7%
Health & Social Care Professionals	0.0%	0.0%	0.0%	0.0%	0.0%		#DIV/0
Management & Administrative	7.2%	0.2%	7.4%	1.2%	8.6%	85.7%	14.3%
General Support	6.7%	0.7%	7.5%	1.6%	9.1%	82.6%	17.4%
Patient & Client Care	0.0%	0.0%	0.0%	14.2%	14.2%	0.0%	100.0%

Mental Health

Year/ month	Medical & Dental	Nursing & Midwifery	Health & Social Care Professionals	Management & Administrative	General Support	Patient & Client Care	Certified absence	Self-certified absence	Non Covid-19 absence	Covid-19 absence	Total absence rate
2022	3.7%	9.4%	6.3%	6.4%	9.7%	9.6%	4.1%	0.4%	4.5%	3.7%	8.2%
Apr 2022	3.1%	8.0%	5.3%	5.6%	8.6%	9.1%	4.1%	0.5%	4.6%	2.6%	7.2%
Mar 2022	4.4%	10.5%	7.5%	7.3%	11.6%	10.1%	4.5%	0.5%	5.0%	4.2%	9.2%
Feb 2022	3.5%	8.0%	5.6%	5.3%	7.7%	7.6%	3.8%	0.4%	4.2%	2.7%	6.9%
Jan 2022	3.7%	11.1%	6.7%	7.2%	10.6%	11.4%	3.9%	0.3%	4.2%	5.4%	9.6%
2021	2.0%	6.5%	4.0%	3.8%	6.7%	6.8%	3.8%	0.4%	4.2%	1.4%	5.6%
Dec 2021	2.8%	9.1%	5.4%	5.2%	9.7%	8.7%	4.3%	0.4%	4.8%	2.9%	7.7%
Nov 2021	2.4%	8.5%	5.2%	5.4%	9.8%	9.1%	4.5%	0.6%	5.1%	2.2%	7.3%
Oct 2021	3.3%	6.8%	4.5%	4.2%	7.7%	6.4%	4.3%	0.5%	4.8%	1.2%	6.0%
Sep 2021	3.0%	6.4%	3.6%	4.7%	7.4%	6.0%	4.1%	0.4%	4.5%	1.0%	5.5%
Aug 2021	1.5%	6.6%	4.6%	4.5%	5.4%	7.3%	4.3%	0.4%	4.7%	0.9%	5.7%
Jul 2021	1.6%	5.4%	3.8%	3.8%	5.8%	5.8%	3.7%	0.4%	4.1%	0.7%	4.7%
Jun 2021	1.3%	4.8%	3.9%	2.6%	6.4%	5.3%	3.4%	0.4%	3.8%	0.5%	4.3%
May 2021	0.8%	4.5%	2.9%	2.0%	4.6%	5.0%	2.9%	0.3%	3.2%	0.6%	3.7%
Apr 2021	1.2%	4.8%	3.1%	2.5%	4.3%	5.3%	3.0%	0.3%	3.4%	0.6%	4.0%
Mar 2021	1.0%	5.2%	3.5%	3.2%	5.7%	6.1%	3.2%	0.4%	3.6%	0.9%	4.5%
Feb 2021	1.5%	6.4%	4.0%	4.2%	5.2%	7.2%	3.4%	0.4%	3.8%	1.6%	5.4%
Jan 2021	3.9%	9.6%	4.0%	4.6%	7.7%	9.6%	3.7%	0.2%	4.0%	3.8%	7.8%
2020	3.0%	6.5%	4.0%	3.6%	6.6%	6.9%	3.7%	0.3%	4.1%	1.5%	5.6%
Dec 2020	2.8%	6.9%	4.1%	2.8%	6.0%	6.9%	3.6%	0.3%	3.9%	1.7%	5.6%
Nov 2020	2.7%	6.4%	3.7%	2.7%	5.7%	5.6%	3.5%	0.3%	3.7%	1.3%	5.1%
Oct 2020	2.4%	6.9%	3.5%	3.0%	5.5%	5.9%	3.5%	0.3%	3.8%	1.5%	5.3%
Sep 2020	2.1%	6.4%	4.0%	3.2%	6.9%	7.3%	3.9%	0.3%	4.2%	1.2%	5.4%
Aug 2020	1.9%	5.7%	3.2%	2.9%	5.1%	7.5%	3.8%	0.3%	4.1%	0.8%	4.9%
Jul 2020	2.2%	5.0%	2.8%	2.6%	5.7%	6.6%	3.5%	0.3%	3.8%	0.7%	4.5%
Jun 2020	1.3%	5.1%	2.2%	2.7%	6.2%	6.8%	3.2%	0.3%	3.5%	0.9%	4.4%
May 2020	2.7%	7.7%	2.8%	3.7%	7.2%	8.4%	3.5%	0.2%	3.8%	2.5%	6.2%
Apr 2020	6.3%	9.5%	6.3%	5.2%	9.5%	9.7%	3.7%	0.2%	3.9%	4.4%	8.3%
Mar 2020	6.9%	8.3%	7.4%	5.5%	7.4%	8.4%	4.1%	0.4%	4.5%	3.2%	7.7%
Feb 2020	2.1%	4.6%	3.6%	4.2%	7.4%	4.8%	4.0%	0.5%	4.5%		4.5%
Jan 2020	2.1%	5.5%	4.0%	4.2%	7.2%	5.1%	4.5%	0.5%	5.0%		5.0%
2019	1.9%	5.1%	4.1%	4.6%	6.0%	4.9%	4.3%	0.5%	4.7%		4.7%

Dec 2019	2.6%	5.7%	4.8%	5.6%	6.7%	5.3%	4.8%	0.6%	5.4%		5.4%
Nov 2019	1.2%	5.2%	4.0%	4.7%	5.7%	4.8%	4.1%	0.5%	4.6%		4.6%
Oct 2019	2.0%	4.9%	3.8%	5.2%	5.4%	4.0%	4.0%	0.5%	4.4%		4.4%
Sep 2019	2.2%	5.4%	4.5%	5.4%	5.3%	4.0%	4.3%	0.5%	4.8%		4.8%
Aug 2019	2.3%	5.2%	4.6%	4.5%	5.6%	5.1%	4.4%	0.4%	4.8%		4.8%
Jul 2019	1.9%	5.3%	4.6%	3.7%	5.7%	5.4%	4.4%	0.4%	4.8%		4.8%
Jun 2019	1.4%	4.9%	4.5%	4.2%	5.8%	5.3%	4.2%	0.4%	4.6%		4.6%
May 2019	1.8%	4.7%	3.8%	4.3%	6.0%	4.4%	4.0%	0.4%	4.4%		4.4%
Apr 2019	2.2%	4.9%	3.6%	3.5%	6.1%	4.8%	4.0%	0.4%	4.4%		4.4%
Mar 2019	1.4%	5.0%	3.5%	4.9%	6.8%	5.1%	4.2%	0.4%	4.6%		4.6%
Feb 2019	2.1%	4.9%	4.3%	4.2%	6.3%	4.6%	4.1%	0.6%	4.6%		4.6%
Jan 2019	1.9%	5.4%	3.9%	5.7%	7.0%	5.9%	4.7%	0.5%	5.2%		5.2%

Mental Health

Year/ month	CHO 1	CHO 2	CHO 3	CHO 4	CHO 5	CHO 6	CHO 7	CHO 8	CHO 9	other Comm.	Community Services absence rate	Certified absence	Self-certified absence	Non Covid-19 absence	Covid-19 absence	Total absence rate
2022	9.3%	5.7%	10.7%	7.8%	9.0%	6.4%	9.0%	10.1%	7.0%	8.0%	8.2%	4.1%	0.4%	4.5%	3.7%	8.2%
Apr 2022	7.1%	5.1%	9.0%	8.2%	7.2%	5.9%	7.3%	9.2%	6.4%	6.8%	7.2%	4.1%	0.5%	4.6%	2.6%	7.17%
Mar 2022	10.3%	7.1%	11.8%	7.1%	10.9%	6.5%	11.3%	11.0%	8.0%	8.9%	9.2%	4.5%	0.5%	5.0%	4.2%	9.20%
Feb 2022	8.7%	4.1%	9.4%	7.0%	7.7%	5.8%	8.0%	8.5%	5.1%	6.5%	6.9%	3.8%	0.4%	4.2%	2.7%	6.92%
Jan 2022	11.1%	6.6%	12.7%	9.3%	9.9%	7.5%	9.3%	11.6%	8.6%	9.7%	9.6%	3.9%	0.3%	4.2%	5.4%	9.56%
2021	7.0%	3.5%	7.2%	4.6%	6.3%	4.9%	6.2%	6.9%	5.2%	4.9%	5.6%	3.8%	0.4%	4.2%	1.4%	5.6%
Dec 2021	9.3%	5.2%	9.3%	6.1%	9.1%	6.1%	7.8%	9.0%	7.3%	8.7%	7.7%	4.3%	0.4%	4.8%	2.9%	7.66%
Nov 2021	8.9%	5.7%	7.6%	5.4%	8.4%	5.9%	7.3%	9.3%	7.7%	7.5%	7.3%	4.5%	0.6%	5.1%	2.2%	7.33%
Oct 2021	7.7%	3.8%	7.0%	4.8%	7.5%	5.1%	7.1%	6.7%	5.5%	5.6%	6.0%	4.3%	0.5%	4.8%	1.2%	5.97%
Sep 2021	8.2%	3.6%	8.3%	4.2%	6.6%	3.7%	6.4%	6.3%	5.1%	4.4%	5.5%	4.1%	0.4%	4.5%	1.0%	5.52%
Aug 2021	8.2%	5.1%	7.2%	4.1%	6.3%	4.3%	6.3%	7.0%	4.5%	4.6%	5.7%	4.3%	0.4%	4.7%	0.9%	5.67%
Jul 2021	6.4%	2.6%	7.2%	3.5%	5.6%	3.8%	5.5%	6.1%	4.3%	3.8%	4.7%	3.7%	0.4%	4.1%	0.7%	4.75%
Jun 2021	5.3%	1.5%	6.3%	4.1%	5.0%	3.9%	5.3%	6.1%	4.3%	3.2%	4.3%	3.4%	0.4%	3.8%	0.5%	4.30%
May 2021	4.6%	1.2%	4.9%	2.9%	4.6%	3.7%	4.1%	5.8%	4.0%	2.0%	3.7%	2.9%	0.3%	3.2%	0.6%	3.75%
Apr 2021	4.4%	2.7%	5.1%	3.3%	4.1%	3.4%	4.6%	6.4%	3.7%	2.9%	4.0%	3.0%	0.3%	3.4%	0.6%	3.98%
Mar 2021	5.3%	2.9%	6.3%	4.2%	4.6%	3.7%	5.3%	5.5%	4.0%	4.3%	4.5%	3.2%	0.4%	3.6%	0.9%	4.51%
Feb 2021	6.2%	3.7%	6.7%	4.6%	5.3%	4.5%	6.6%	6.8%	5.7%	5.1%	5.4%	3.4%	0.4%	3.8%	1.6%	5.41%
Jan 2021	9.0%	4.6%	10.5%	5.7%	9.2%	10.2%	8.2%	8.5%	6.8%	7.6%	7.8%	3.7%	0.2%	4.0%	3.8%	7.76%
2020	6.9%	4.1%	7.3%	4.1%	5.8%	4.9%	8.5%	7.6%	4.8%	4.8%	5.6%	3.7%	0.3%	4.1%	1.5%	5.6%
Dec 2020	7.0%	3.6%	5.0%	2.9%	5.9%	6.6%	7.6%	7.1%	4.2%	8.1%	5.6%	3.6%	0.3%	3.9%	1.7%	5.60%
Nov 2020	6.5%	3.7%	6.3%	3.5%	5.5%	4.4%	11.0%	5.9%	3.7%	4.6%	5.1%	3.5%	0.3%	3.7%	1.3%	5.07%
Oct 2020	6.9%	3.9%	7.2%	4.2%	6.0%	3.8%	10.9%	6.7%	3.6%	5.1%	5.3%	3.5%	0.3%	3.8%	1.5%	5.33%
Sep 2020	6.7%	4.5%	7.4%	3.8%	5.8%	4.4%	6.2%	8.3%	4.0%	4.5%	5.4%	3.9%	0.3%	4.2%	1.2%	5.44%
Aug 2020	6.2%	3.9%	7.4%	3.4%	5.3%	3.4%	6.2%	7.0%	3.5%	4.7%	4.9%	3.8%	0.3%	4.1%	0.8%	4.93%
Jul 2020	6.0%	3.5%	6.3%	3.7%	4.4%	3.1%	6.3%	6.1%	3.6%	3.8%	4.5%	3.5%	0.3%	3.8%	0.7%	4.49%
Jun 2020	5.5%	3.0%	6.9%	3.8%	5.0%	3.4%	4.7%	6.1%	3.2%	3.8%	4.4%	3.2%	0.3%	3.5%	0.9%	4.42%
May 2020	6.1%	4.4%	9.7%	5.6%	6.6%	4.3%	7.1%	8.4%	5.8%	5.5%	6.2%	3.5%	0.2%	3.8%	2.5%	6.22%
Apr 2020	8.7%	5.9%	9.9%	6.5%	7.7%	9.6%	14.2%	11.8%	7.9%	6.8%	8.3%	3.7%	0.2%	3.9%	4.4%	8.31%
Mar 2020	9.8%	6.4%	9.4%	4.2%	6.0%	6.4%	24.9%	10.2%	8.1%	5.8%	7.7%	4.1%	0.4%	4.5%	3.2%	7.66%
Feb 2020	6.2%	2.3%	5.7%	3.9%	4.8%	4.4%	6.8%	6.7%	4.7%	2.2%	4.5%	4.0%	0.5%	4.5%		4.46%
Jan 2020	6.7%	4.1%	6.3%	3.9%	6.2%	5.4%	5.8%	6.8%	4.8%	2.3%	5.0%	4.5%	0.5%	5.0%		5.01%
2019	6.1%	4.1%	5.9%	3.3%	5.3%	4.1%	5.0%	5.7%	4.4%		4.7%	4.3%	0.5%	4.7%		4.7%
Dec 2019	6.3%	4.4%	6.6%	3.6%	6.4%	5.0%	5.9%	7.2%	4.6%		5.4%	4.8%	0.6%	5.4%		5.36%
Nov 2019	5.7%	3.5%	5.3%	3.8%	4.6%	3.7%	5.3%	6.2%	4.3%		4.6%	4.1%	0.5%	4.6%		4.64%
Oct 2019	4.7%	3.6%	5.6%	3.3%	5.0%	3.3%	5.9%	5.7%	4.2%		4.4%	4.0%	0.5%	4.4%		4.44%
Sep 2019	6.0%	4.0%	5.4%	3.9%	5.4%	3.0%	6.3%	5.6%	4.6%		4.8%	4.3%	0.5%	4.8%		4.81%
Aug 2019	6.3%	4.0%	6.7%	3.3%	5.4%	4.1%	5.9%	5.9%	4.5%		4.8%	4.4%	0.4%	4.8%		4.82%
Jul 2019	6.7%	4.1%	6.6%	3.2%	5.0%	4.4%	4.0%	5.7%	4.3%		4.8%	4.4%	0.4%	4.8%		4.82%
Jun 2019	6.4%	3.9%	6.3%	2.9%	4.7%	4.9%	5.4%	5.6%	3.9%		4.6%	4.2%	0.4%	4.6%		4.62%
May 2019	5.8%	3.6%	6.3%	3.1%	4.9%	4.8%	5.2%	5.1%	3.0%		4.4%	4.0%	0.4%	4.4%		4.39%
Apr 2019	5.6%	4.0%	5.8%	2.8%	4.9%	3.6%	5.0%	5.5%	3.7%		4.4%	4.0%	0.4%	4.4%		4.40%
Mar 2019	6.4%	4.5%	6.1%	2.8%	5.3%	3.3%	4.1%	5.0%	4.8%		4.6%	4.2%	0.4%	4.6%		4.63%
Feb 2019	6.2%	4.1%	5.5%	3.2%	5.6%	5.1%	3.6%	5.5%	3.7%		4.6%	4.1%	0.6%	4.6%		4.61%
Jan 2019	7.5%	5.3%	4.2%	3.2%	6.0%	4.5%	4.0%	5.3%	6.2%		5.2%	4.7%	0.5%	5.2%		5.17%

